

ELECTRON HEATING BY THE ION CYCLOTRON INSTABILITY IN COLLISIONLESS ACCRETION FLOWS. II. ELECTRON HEATING EFFICIENCY AS A FUNCTION OF FLOW CONDITIONS

LORENZO SIRONI^{1,2}

¹Harvard-Smithsonian Center for Astrophysics, 60 Garden Street, Cambridge, MA 02138, USA

²NASA Einstein Postdoctoral Fellow

Draft version July 12, 2018

ABSTRACT

In the innermost regions of low-luminosity accretion flows, including Sgr A* at the center of our Galaxy, the frequency of Coulomb collisions is so low that the plasma is two-temperature, with the ions substantially hotter than the electrons. This paradigm assumes that Coulomb collisions are the only channel for transferring the ion energy to the electrons. In this work, the second of a series, we assess the efficiency of electron heating by ion velocity-space instabilities in collisionless accretion flows. The instabilities are seeded by the pressure anisotropy induced by magnetic field amplification, coupled to the adiabatic invariance of the particle magnetic moments. Using two-dimensional (2D) particle-in-cell (PIC) simulations, we showed in Paper I that if the electron-to-ion temperature ratio is $T_{0e}/T_{0i} \lesssim 0.2$, the ion cyclotron instability is the dominant mode for ion betas $\beta_{0i} \sim 5 - 30$ (here, β_{0i} is the ratio of ion thermal pressure to magnetic pressure), as appropriate for the midplane of low-luminosity accretion flows. In this work, we employ analytical theory and 1D PIC simulations (with the box aligned with the fastest growing wavevector of the ion cyclotron mode) to fully characterize how the electron heating efficiency during the growth of the ion cyclotron instability depends on the electron-to-proton temperature ratio, the plasma beta, the Alfvén speed, the amplification rate of the mean field (in units of the ion Larmor frequency) and the proton-to-electron mass ratio. Our findings can be incorporated as a physically-grounded sub-grid model into global fluid simulations of low-luminosity accretion flows, thus helping to assess the validity of the two-temperature assumption.

Subject headings: accretion, accretion disks – black hole physics – galaxies: clusters: general – instabilities – plasmas – radiation mechanisms: general – solar wind

1. INTRODUCTION

In low-luminosity accretion flows, including the ultra-low-luminosity source Sagittarius A* (Sgr A*) at our Galactic Center (Narayan et al. 1995, 1998; Yuan et al. 2003; Xu et al. 2006; Mościbrodzka et al. 2012; Yuan & Narayan 2014), the timescale for electron and ion Coulomb collisions is much longer than the inflow time in the disk, i.e., the plasma is collisionless. At distances less than a few hundred Schwarzschild radii from the black hole ($R_S \equiv 2GM_\bullet/c^2$ is the Schwarzschild radius, where M_\bullet is the black hole mass), ions and electrons are thermally decoupled and the plasma is two-temperature, with the ions substantially hotter than the electrons (Narayan & Yi 1995; Yuan et al. 2003). This stems from the fact that (i) compressive heating favors non-relativistic ions over relativistic electrons, and that (ii) electrons copiously lose energy via radiative cooling.

Early work on two-temperature models of low-luminosity accretion flows (also known as ADAFs, or advection-dominated accretion flows) assumed that most of the turbulent viscous energy goes into the ions (Ichimaru 1977; Rees et al. 1982; Narayan & Yi 1995), and that only a small fraction $\sim 10^{-3} - 10^{-2}$ goes into the electrons. There have been occasional attempts to estimate this fraction from microphysics, by considering magnetic reconnection (Bisnovatyi-Kogan & Lovelace 1997; Quataert & Gruzinov 1999), magnetohydrodynamic

(MHD) turbulence (Quataert 1998; Blackman 1999; Medvedev 2000), plasma waves (Begelman & Chiueh 1988), or dissipation of pressure anisotropy in collisionless plasmas (Sharma et al. 2007). Currently, it appears that the electron-to-proton temperature ratio lies in the range 0.1 – 0.5, but this is by and large no more than a guess (Narayan & Yi 1995; Yuan et al. 2003; Yuan & Narayan 2014).¹ The micro-physics of energy dissipation and electron heating in collisionless accretion flows cannot be captured in the MHD framework, but it requires a fully-kinetic description with first-principles particle-in-cell (PIC) simulations.

In this work, the second of a series, we study with PIC simulations the efficiency of electron heating by ion velocity-space instabilities, in the context of low-luminosity accretion disks. Pressure anisotropies are continuously generated in collisionless accretion flows due to the fluctuating magnetic fields associated with the non-linear stages of the magnetorotational instability (MRI, Balbus & Hawley 1991, 1998), a MHD instability that governs the transport of angular momentum in accretion disks (see Riquelme et al. 2012; Hoshino 2013, for a study of the collisionless MRI). If the magnetic field is amplified by the MRI, the adiabatic invariance of the magnetic moments of charged particles drives the perpendicular (to the magnetic field) pressure P_\perp to be much greater than the parallel pressure P_\parallel , a configuration prone to

¹ Note that the plasma in the fast solar wind and behind shocks in supernova remnants is also two-temperature (Marsch 2012; Rakowski 2005; Ghavamian et al. 2007; Morlino et al. 2012).

velocity-space instabilities. The same instabilities are believed to play an important role in the solar wind (Kasper et al. 2002, 2006; Bale et al. 2009; Maruca et al. 2011, 2012; Matteini et al. 2007, 2013; Cranmer et al. 2009; Cranmer & van Ballegooyen 2012) and in the intracluster medium (Schekochihin et al. 2005; Lyutikov 2007; Santos-Lima et al. 2014).

In Paper I, we have developed a fully-kinetic method for studying velocity-space instabilities in a system where the field is continuously amplified. In this case, the anisotropy is constantly driven (as a result of the field amplification), rather than assumed as a prescribed initial condition, as in most earlier works (see Gary 1993, for a review). In our setup, the increase in magnetic field is driven by *compression* (as in Hellinger & Trávníček 2005)², mimicking the effect of large-scale compressive motions in ADAFs. However, our results hold regardless of what drives the field amplification, so they can be equally applied to the case where velocity-space instabilities are induced by incompressible *shear* motions (as in Riquelme et al. 2014; Kunz et al. 2014).

Most of the previous numerical studies of anisotropy-driven instabilities focused either on ion instabilities alone (with hybrid codes, see Gary 1993; Hellinger et al. 2006 for a review; or fully-kinetic simulations in electron-proton plasmas, Riquelme et al. 2014) or on electron modes alone (keeping the ions as a static neutralizing background, see Gary 1993 for a review). Neither approach can capture self-consistently the energy transfer from ions to electrons, which requires fully-kinetic simulations with mobile ions and a realistic mass ratio. This is the purpose of our work.

With fully-kinetic PIC simulations, we study the efficiency of electron heating that results from ion velocity-space instabilities driven by magnetic field amplification in collisionless accretion flows. We focus on the regime $T_{0e}/T_{0i} \lesssim 0.2$ (here, T_{0e} and T_{0i} are the electron and ion temperatures, respectively) where, as demonstrated in Paper I, the dominant mode is the ion cyclotron instability (e.g., Gary et al. 1976, 1993; Hellinger et al. 2006), rather than the mirror instability (e.g., Hasegawa 1969; Southwood & Kivelson 1993; Kivelson & Southwood 1996). Since the wavevector of the ion cyclotron instability is along the mean magnetic field, the relevant physics can be conveniently studied by means of 1D simulations, with the box aligned with the ordered field. Via 1D PIC simulations, we assess here the dependence of the electron heating efficiency on the initial ratio between electron and proton temperatures, the ion beta β_{0i} (namely, the ratio of ion thermal pressure to magnetic pressure), the Alfvén speed, the amplification rate of the mean field (in units of the ion Larmor frequency) and the proton-to-electron mass ratio. Eqs. (23)-(25) emphasize how the various contributions to electron heating depend on the flow conditions. Their sum gives the overall electron energy gain due to the growth of the ion cyclotron instability, and it represents the main result of this paper.

This work is organized as follows. In Section 2, we de-

scribe the physical conditions in the innermost regions of low-luminosity accretion flows, where the plasma is believed to be two-temperature. The setup of our simulations is discussed in Section 3. Section 4 summarizes the conclusions of Paper I and anticipates the main results of this work (consisting of Eqs. (23)-(25)), which are extensively substantiated by our findings in Section 5. We discuss the astrophysical implications of our work in Section 6.

2. PHYSICAL CONDITIONS IN ACCRETION DISKS

For our investigation of velocity-space instabilities in collisionless accretion flows, we employ values of the ion temperature T_{0i} , the ion beta $\beta_{0i} = 8\pi n_0 k_B T_{0i} / B_0^2$ and the Alfvén velocity $v_{A0i} = B_0 / \sqrt{4\pi n_0 m_i}$ that are consistent with estimates taken from state-of-the-art general-relativistic magnetohydrodynamic (GRMHD) simulations of Sgr A*, the low-luminosity accretion flow at our Galactic Center (e.g., Sądowski et al. 2013). Here, n_0 and B_0 are the ion number density and the magnetic field strength, respectively.

GRMHD simulations can successfully describe the linear and non-linear evolution of the MRI. Yet, they cannot properly capture the dissipation of MRI-driven turbulence on small scales (the electron Larmor radius), which ultimately regulates the temperature balance between protons and electrons, in the innermost regions of ADAFs where the plasma is two-temperature. It follows that GRMHD simulations cannot predict the value of the electron-to-proton temperature ratio T_{0e}/T_{0i} to be employed in our PIC experiments, so we will have to study the dependence of our results on this parameter.

We estimate the values of T_{0i} , β_{0i} and v_{A0i} in the innermost regions of ADAFs (at distances less than a few hundred Schwarzschild radii from the black hole) from Fig. 1 of Sądowski et al. (2013). The ion temperature decreases with distance from the black hole as R^{-1} , from $T_{0i} \sim 10^{11.5}$ K at the innermost stable circular orbit ($R_{\text{ISCO}} = 3 R_S$, for a non-rotating black hole) down to $T_{0i} \sim 10^{10}$ K at $R \sim 100 R_S$. In units of the proton rest mass energy, it varies in the range $k_B T_{0i} / m_i c^2 \sim 0.001 - 0.03$, i.e., the ions are non-relativistic. On the other hand, if the electrons were to be in equipartition with the ions, they would have $k_B T_{0e} / m_e c^2 \sim 1.8 - 50$, i.e., the electrons can be relativistically hot.

The ion beta is nearly constant with radius, and along the disk midplane it ranges from $\beta_{0i} \sim 10$ to $\beta_{0i} \sim 30$ (Fig. 1 of Sądowski et al. (2013)).³ Lower values of the plasma beta are expected at high latitudes above and below the disk, in the so-called corona, where the plasma might be magnetically dominated (i.e., $\beta_{0i} \ll 1$). In this work, we only focus on velocity-space instabilities triggered in the bulk of the disk, and we take $\beta_{0i} = 5$ as the lowest value we consider, arguing that our results can be applied all the way down to $\beta_{0i} \sim 1$. We extend our investigation to higher values of β_{0i} , up to 80. Most likely, this is not directly relevant for low-luminosity accretion flows, but it might have important implications for the physics of the intracluster medium (Schekochihin et al.

² Note that Hellinger & Trávníček (2005) employed a hybrid code — that treats the ions as kinetic particles, but the electrons as a massless charge-neutralizing fluid. Thus, the electron kinetic physics was not properly captured.

³ GRMHD simulations are only sensitive to the total plasma beta, including ions and electrons. For the estimates presented in this section, we implicitly assume that electrons do not contribute much to the total plasma pressure.

2005; Lyutikov 2007; Santos-Lima et al. 2014).

The value of the Alfvén velocity can be derived from the ion temperature and the ion beta, since $v_{A0i}/c = \sqrt{2k_B T_{0i}/\beta_{0i} m_i c^2}$. It follows that the Alfvén speed varies in the range $v_{A0i}/c \sim 0.01 - 0.1$, if $k_B T_{0i}/m_i c^2 \sim 0.001 - 0.03$ and $\beta_{0i} \sim 10 - 30$. Below, we show that our results are not sensitive to variations in the Alfvén velocity, in the range $v_{A0i}/c \sim 0.025 - 0.1$ that we explore.

To fully characterize our system, we need to specify the rate q of magnetic field amplification, in units of the ion gyration frequency $\omega_{0ci} = eB_0/m_i c$. In accretion flows, we expect the ratio ω_{0ci}/q to be much larger than unity ($\sim 10^7$, if q is comparable to the local orbital frequency). For computational convenience, we employ smaller values of ω_{0ci}/q , exploring the range $\omega_{0ci}/q = 50 - 3200$, and we show that our results converge in the limit $\omega_{0ci}/q \gg 1$.

Also, due to computational constraints, fully-kinetic PIC simulations are forced to employ a reduced value of the ion-to-electron mass ratio (e.g., Riquelme et al. 2014 primarily studied velocity-space instabilities in electron-positron plasmas, i.e., with $m_e = m_i$). Most of our results employ a reduced mass ratio ($m_i/m_e = 16$ or 64). However, we show that our conclusions can be readily rescaled up to realistic mass ratios (we extend our study up to $m_i/m_e = 1024$). This is extremely important for low-luminosity accretion disks, since only with a realistic mass ratio one can describe the case of non-relativistic ions and ultra-relativistic electrons that is of particular interest for ADAF models.

3. SIMULATION SETUP

We investigate electron heating due to ion velocity-space instabilities in collisionless accretion flows by means of fully-kinetic PIC simulations. We have modified the three-dimensional (3D) electromagnetic PIC code TRISTAN-MP (Buneman 1993; Spitkovsky 2005; Sironi et al. 2013; Sironi & Spitkovsky 2014; Sironi & Giannios 2014) to account for the effect of an overall *compression* of the system.⁴ Our model is complementary to the technique described in Riquelme et al. (2012) and employed in Riquelme et al. (2014), which is appropriate for incompressible *shear* flows.

Our method, the first of its kind for fully-kinetic PIC simulations of compressing systems, has been extensively described in Paper I (there, see Section 2 and Appendix A). For completeness, we report here its main properties. We solve Maxwell’s equations and the Lorentz force in the fluid *comoving* frame, which is related to the *laboratory* frame by a Lorentz boost. In the comoving frame, we define two sets of spatial coordinates, with the same time coordinate. The *unprimed* coordinate system has a basis of unit vectors, so it is the appropriate coordinate set to measure all physical quantities. Yet, we find it convenient to re-define the unit length of the spatial axes in the comoving frame such that a particle subject only to compression stays at fixed coordinates. This will be our *primed* coordinate system.

The location of a particle in the laboratory frame (identified by the subscript “L”) is related to its position in the primed coordinate system of the fluid comoving frame

by $\mathbf{x}_L = \mathbf{L} \mathbf{x}'$, where compression is accounted for by the diagonal matrix

$$\mathbf{L} = \frac{\partial \mathbf{x}}{\partial \mathbf{x}'} = \begin{pmatrix} 1 & 0 & 0 \\ 0 & (1+qt)^{-1} & 0 \\ 0 & 0 & (1+qt)^{-1} \end{pmatrix}, \quad (1)$$

which describes compression along the y and z axes. By defining the determinant $\ell = \det(\mathbf{L}) = (1+qt)^{-2}$, the two evolutionary Maxwell’s equations of the PIC method in a compressing box are, in the limit $|\dot{\mathbf{L}} \mathbf{x}'|/c \ll 1$ of non-relativistic compression speeds,

$$\nabla' \times (\mathbf{L} \mathbf{E}) = -\frac{1}{c} \frac{\partial}{\partial t'} (\ell \mathbf{L}^{-1} \mathbf{B}), \quad (2)$$

$$\nabla' \times (\mathbf{L} \mathbf{B}) = \frac{1}{c} \frac{\partial}{\partial t'} (\ell \mathbf{L}^{-1} \mathbf{E}) + \frac{4\pi}{c} \ell \mathbf{J}', \quad (3)$$

where the temporal and spatial derivatives pertain to the primed coordinate system (the reader is reminded that the primed and unprimed systems share the same time coordinate, so $\partial/\partial t' = \partial/\partial t$, whereas the spatial derivatives differ: $\nabla' = \mathbf{L} \nabla$). We define \mathbf{E} and \mathbf{B} to be the physical electromagnetic fields measured in the unprimed coordinate system. The current density \mathbf{J}' is computed by summing the contributions of individual particles, as we specify in Appendix A of Paper I.

The equations describing the motion of a particle with charge q and mass m can be written, still in the limit $|\dot{\mathbf{L}} \mathbf{x}'|/c \ll 1$ of non-relativistic compression speeds, as

$$\frac{d\mathbf{p}}{dt'} = -\dot{\mathbf{L}} \mathbf{L}^{-1} \mathbf{p} + q \left(\mathbf{E} + \frac{\mathbf{v}}{c} \times \mathbf{B} \right), \quad (4)$$

$$\frac{d\mathbf{x}'}{dt'} = \mathbf{v}', \quad (5)$$

where $\dot{\mathbf{L}} = d\mathbf{L}/dt$. The physical momentum $\mathbf{p} = \gamma m \mathbf{v}$ and velocity \mathbf{v} of the particle are measured in the unprimed coordinate system (here, $\gamma = 1/\sqrt{1-(\mathbf{v}/c)^2}$ is the particle Lorentz factor). Yet, the particle velocity \mathbf{v}' entering Eq. (5) refers to the primed coordinate system, where $\mathbf{v}' = \mathbf{L}^{-1} \mathbf{v}$. Eqs. (4) and (5) hold for particles of arbitrary Lorentz factor.

A uniform ordered magnetic field \mathbf{B}_0 is initialized along the x direction. As a result of compression, Eq. (2) dictates that it should grow in time as $\mathbf{B} = \mathbf{B}_0(1+qt)^2$, which is consistent with flux freezing (the particle density in the box increases at the same rate). From the Lorentz force in Eq. (4), the component of particle momentum aligned with the field does not change during compression, so $p_{\parallel} = p_{0\parallel}$, whereas the perpendicular momentum increases as $p_{\perp} = p_{0\perp}(1+qt)$. This is consistent with the conservation of the first ($\mu \propto p_{\perp}^2/|\mathbf{B}|$) and second ($J \propto p_{\parallel}|\mathbf{B}|/n$) adiabatic invariants.

Our computational method is implemented for 1D, 2D and 3D computational domains. We use periodic boundary conditions in all directions, assuming that the system is locally homogeneous, i.e., that gradients in the density or in the ordered field \mathbf{B}_0 are on scales larger than the box size. In Paper I, we have demonstrated that if the initial electron temperature is less than $\sim 20\%$ of the ion temperature, the wavevector of the dominant instability is aligned with the ordered magnetic field. It follows that the evolution of the dominant mode can be conveniently

⁴ Our method can also be applied to an expanding plasma, but in this work we only study compressing systems.

captured by means of 1D simulations with the computational box oriented along x , which we will be employing in this work. Yet, all three components of electromagnetic fields and particle velocities are tracked.

The focus of this work is to assess how the efficiency of electron heating depends on the properties of the flow. We vary the ion plasma beta

$$\beta_{0i} = \frac{8\pi n_0 k_B T_{0i}}{B_0^2} \quad , \quad (6)$$

from $\beta_{0i} = 5$ up to 80. Here, n_0 is the particle number density at the initial time and T_{0i} the initial ion temperature (ions, as well as electrons, are initialized with a Maxwellian distribution). The electron thermal properties are specified via the electron beta

$$\beta_{0e} = \frac{T_{0e}}{T_{0i}} \beta_{0i} \quad . \quad (7)$$

We vary the ratio β_{0e}/β_{0i} from 10^{-1} down to 10^{-3} . The magnetization is quantified by the Alfvén speed

$$v_{A0i} = \frac{B_0}{\sqrt{4\pi m_i n_0}} \quad , \quad (8)$$

so that the initial ion temperature equals $k_B T_{0i} = m_i \beta_{0i} v_{A0i}^2 / 2$. We will show that our results are the same when varying the Alfvén velocity from 0.025 up to 0.1, with $v_{A0i}/c = 0.05$ being our reference choice.

The ion cyclotron frequency, which is related to the ion plasma frequency by $\omega_{0ci} = (v_{A0i}/c)\omega_{0pi}$, will set the characteristic unit of time. In particular, we will scale the compression rate q to be a fraction of the ion cyclotron frequency ω_{0ci} . In accretion flows, we expect the ratio ω_{0ci}/q to be much larger than unity. We explore the range $\omega_{0ci}/q = 50 - 3200$, showing that our results converge in the limit $\omega_{0ci}/q \gg 1$. We evolve the system up to a few compression timescales.

Since we are interested in capturing the efficiency of *electron* heating due to *ion* instabilities, we need to properly resolve the kinetic physics of both ions and electrons. We typically employ 32,768 computational particles per species per cell, but we have tested that our results are the same when using up to 131,072 particles per species per cell. Such large values are of critical importance to suppress the spurious heating induced by the coarse-grained description of PIC plasmas (e.g., [Melzani et al. 2013](#)), and so to reliably estimate the efficiency of electron heating by ion velocity-space instabilities, which is the primary focus of this work.

We resolve the electron skin depth $c/\omega_{0pe} = \sqrt{c^2 m_e / 4\pi n_0 e^2}$ with 5 cells, which is sufficient to capture the physics of the electron whistler instability ([Kennel & Petschek 1966](#); [Ossakow et al. 1972b,a](#); [Yoon & Davidson 1987](#); [Yoon et al. 2011](#)). On the other hand, our computational domain needs to be large enough to include at least a few wavelengths of ion-driven instabilities, i.e., a few ion Larmor radii

$$r_{L,i} = \sqrt{\frac{3\beta_{0i} m_i}{2m_e}} \frac{c}{\omega_{0pe}} \quad . \quad (9)$$

Most of our results employ a reduced mass ratio ($m_i/m_e = 16$ or 64), for computational convenience. However, we show that our conclusions can be readily

rescaled up to realistic mass ratios (we extend our study up to $m_i/m_e = 1024$). For $m_i/m_e = 16$ and $\beta_{0i} = 20$, which will be our reference case, we employ a 1D computational box with $L_x = 1536$ cells $\sim 15 r_{L,i}$. When changing m_i/m_e or β_{0i} , we ensure that our computational domain is scaled such that it contains at least $\sim 10 r_{L,i}$, so that the dominant wavelength of ion-driven instabilities is properly resolved.

4. ELECTRON HEATING BY THE ION CYCLOTRON INSTABILITY

In this Section, we first summarize the main conclusions of Paper I. Then, we describe how the efficiency of electron heating depends on the flow conditions.

By means of 2D simulations, we have demonstrated in Paper I that, if the initial electron-to-ion temperature ratio is $T_{0e}/T_{0i} \lesssim 0.2$, the ion cyclotron instability dominates the relaxation of the ion anisotropy, over the competing mirror mode. Since the wavevector of the ion cyclotron instability is aligned with the mean magnetic field, the relevant physics can be conveniently studied by means of 1D simulations, with the box aligned with the ordered field. Thanks to the greater number of computational particles per cell allowed by 1D simulations, as opposed to 2D, the efficiency of electron heating by the ion cyclotron instability can be reliably estimated.

Since we are interested in the *net heating of electrons by the ion cyclotron instability, and not in the straightforward effect of compression*, we have chosen to quantify the efficiency of electron heating by defining the ratio

$$\chi \equiv \frac{m_i \langle p_e^2 \rangle}{m_e \langle p_i^2 \rangle} \quad , \quad (10)$$

where $p_e = \gamma_e m_e v_e$ and $p_i = \gamma_i m_i v_i$ are the electron and ion momenta. The ratio χ remains constant before the growth of anisotropy-driven instabilities, since in a compressing box the particle parallel momentum does not change, whereas the perpendicular momentum increases as $p_\perp \propto (1 + qt)$, so the total momentum $p = (p_\parallel^2 + 2p_\perp^2)^{1/2}$ increases as $p = p_0 \sqrt{[1 + 2(1 + qt)^2]/3}$, for both electrons and ions. It follows that the χ parameter is a good indicator of the electron energy change occurring as a result of the ion cyclotron mode. The choice of the pre-factor m_i/m_e is such that for non-relativistic particles, having $\langle p_e^2 \rangle \simeq m_e^2 \langle v_e^2 \rangle$ and $\langle p_i^2 \rangle \simeq m_i^2 \langle v_i^2 \rangle$, the parameter χ reduces to $\chi = m_e \langle v_e^2 \rangle / m_i \langle v_i^2 \rangle$, i.e., to the ratio of the average kinetic energies of electrons and ions.

As described in Paper I, the development of the ion cyclotron instability causes strong electron heating. The resulting change in the electron Lorentz factor $\langle \Delta \gamma_{e,q} \rangle$, averaged over all the electrons in the system, gives a corresponding increase in the χ parameter of

$$\Delta \chi \simeq \frac{m_e \langle \gamma_e \Delta \gamma_{e,q} \rangle c^2}{m_i \langle \gamma_i^2 v_i^2 \rangle} \quad , \quad (11)$$

where we have neglected higher order terms in $\Delta \gamma_{e,q}/\gamma_e \ll 1$, as we have motivated in Paper I. In turn, the mean energy gain $\langle \Delta \gamma_{e,q} m_e c^2 \rangle$ at the end of the exponential growth of the ion cyclotron mode can be written as a sum of different terms (see Paper I)

$$\langle \Delta \gamma_{e,q} \rangle \equiv \langle \gamma_e - \gamma_{e,q} \rangle = \langle -|\Delta \gamma_{\text{curv}}| + \Delta \gamma_{\partial B} + \Delta \gamma_{\nabla B} + \Delta \gamma_{E \times B} \rangle \quad , \quad (12)$$

where we have subtracted $\gamma_{e,q}$ on the left hand side, since it describes the electron energy increase due to compression alone, which would be present even without any instability. The four terms on the right hand side of Eq. (12) can be written as a function of the plasma properties at the end of the exponential phase of ion cyclotron growth (as indicated by the subscript “exp” below)

$$\langle \Delta\gamma_{\partial B} - |\Delta\gamma_{\text{curv}}| \rangle \simeq \left[\frac{k_B(T_{e\perp} - T_{e\parallel})}{m_e c^2} \frac{\langle \delta B_{\perp}^2 \rangle}{2|\langle \mathbf{B} \rangle|^2} \right]_{\text{exp}} \quad (13)$$

$$\langle \Delta\gamma_{\nabla B} \rangle \simeq \left[\frac{k_B T_{e\perp}}{m_e c^2} \frac{\langle \delta B_{\perp}^2 \rangle^2}{8|\langle \mathbf{B} \rangle|^4} \right]_{\text{exp}} \quad (14)$$

$$\langle \Delta\gamma_{E \times B} \rangle \simeq \left[\frac{\langle \delta E_{\perp}^2 \rangle}{2|\langle \mathbf{B} \rangle|^2} \right]_{\text{exp}} \simeq \left[\left(\frac{\omega_i}{k_i c} \right)^2 \frac{\langle \delta B_{\perp}^2 \rangle}{2|\langle \mathbf{B} \rangle|^2} \right]_{\text{exp}} \quad (15)$$

where Eq. (13) accounts for the sum of the energy gain due to the magnetic field growth and the energy loss associated with the curvature drift; Eq. (14) describes the effect of the grad-B drift; and Eq. (15) accounts for the energy gain associated with the E-cross-B velocity. We refer to Section 4.1 of Paper I for a complete characterization of the different terms.

In Eqs. (13)-(15), $T_{e\perp}$ and $T_{e\parallel}$ are the electron temperatures perpendicular and parallel to the mean field $\langle \mathbf{B} \rangle$, and we have defined the space-averaged fields $\langle \delta B_{\perp}^2 \rangle = \langle \delta B_y^2 \rangle + \langle \delta B_z^2 \rangle$ and $\langle \delta E_{\perp}^2 \rangle = \langle \delta E_y^2 \rangle + \langle \delta E_z^2 \rangle$. From Maxwell’s equation in Eq. (2), the electric field energy is related to the magnetic field energy by $\langle \delta E_{\perp}^2 \rangle = (\omega_i/k_i c)^2 \langle \delta B_{\perp}^2 \rangle$, which we have used in Eq. (15). Here, ω_i/k_i is the phase speed of ion cyclotron waves. At the condition of marginal stability, the ion anisotropy approaches (e.g., Gary et al. 1976; Gary & Lee 1994; Gary et al. 1994, 1997; Hellinger et al. 2006; Yoon & Seough 2012; Seough et al. 2013, see also Paper I)

$$A_{i,\text{MS}} = \left[\frac{\beta_{i\perp}}{\beta_{i\parallel}} - 1 \right]_{\text{MS}} \simeq \frac{0.65}{\beta_{i\parallel}^{0.4}} \quad (16)$$

The oscillation frequency and the dominant wavevector of the ion cyclotron mode at marginal stability are (Kennel & Petschek 1966; Davidson & Ogden 1975; Yoon 1992; Yoon et al. 2010; Schlickeiser & Skoda 2010)

$$k_i = \frac{\omega_{\text{pi}}}{c} \frac{A_{i,\text{MS}}}{\sqrt{A_{i,\text{MS}} + 1}} \quad (17)$$

$$\omega_i = \omega_{ci} \frac{A_{i,\text{MS}}}{A_{i,\text{MS}} + 1} \quad (18)$$

so that the phase speed to be used in Eq. (15) reduces to $\omega_i/k_i = v_{Ai}/\sqrt{A_{i,\text{MS}} + 1}$. Finally, since $A_{i,\text{MS}} \ll 1$ for $\beta_{0i} = 5 - 80$, as employed in this work, the expressions above can be simplified to give $k_i \simeq A_{i,\text{MS}} \omega_{\text{pi}}/c$ and $\omega_i \simeq A_{i,\text{MS}} \omega_{ci}$, so that $\omega_i/k_i \simeq v_{Ai}$. Given the scaling $k_i \propto A_{i,\text{MS}} \propto \beta_{i\parallel}^{-0.4}$, it follows that the ratio of the dominant wavelength $\lambda_i = 2\pi/k_i \propto \beta_{i\parallel}^{0.4} c/\omega_{\text{pi}}$ to the ion Larmor radius $r_{L,i} \propto \beta_{0i}^{1/2} c/\omega_{\text{pi}}$ should be nearly a constant, as we indeed confirm in Section 5.2.

In order to compute the various heating terms in Eqs. (13)-(15), we need an estimate of the ratios

$\langle \delta B_{\perp}^2 \rangle / |\langle \mathbf{B} \rangle|^2$ and $\langle \delta E_{\perp}^2 \rangle / |\langle \mathbf{B} \rangle|^2$ at the end of the exponential phase of the ion cyclotron instability. Moreover, for Eq. (13) we will need the value of $T_{e\perp}/T_{e\parallel} - 1$ at the saturation of the instability. All the other ingredients (e.g., $T_{e\perp}$ in Eq. (14) and $\omega_i/k_i \simeq v_{Ai}$ in Eq. (15)) can be estimated from their initial values, using the scalings expected as a result of compression alone.

As we demonstrate in Section 5 and justify analytically in Appendix A, the following scalings can be employed to fully characterize the efficiency of electron heating by the ion cyclotron instability:

$$\left[\frac{\langle \delta B_{\perp}^2 \rangle}{|\langle \mathbf{B} \rangle|^2} \right]_{\text{exp}} \sim 0.3 \left(\frac{\beta_{0i}}{20} \right)^{0.5} \quad (19)$$

$$\left[\frac{\langle \delta E_{\perp}^2 \rangle}{|\langle \mathbf{B} \rangle|^2} \right]_{\text{exp}} \sim \left[\frac{\langle \delta B_{\perp}^2 \rangle v_{Ai}^2}{|\langle \mathbf{B} \rangle|^2 c^2} \right]_{\text{exp}} \frac{1}{A_{i,\text{MS}} + 1} \quad (20)$$

$$\left[\frac{T_{e\perp}}{T_{e\parallel}} - 1 \right]_{\text{exp}} \sim \min[A_{e,\text{MS}}, 5 A_{i,\text{MS}}] \quad (21)$$

where $v_{Ai} = v_{A0i}(1 + qt)$. The anisotropy $A_{i,\text{MS}}$ should be evaluated at the threshold of marginal stability for the ion cyclotron mode, following Eq. (16). In the same way, the electron anisotropy $A_{e,\text{MS}}$ in Eq. (21) is to be computed at the threshold of marginal stability for the electron whistler instability, given by (Gary & Wang 1996; Gary & Karimabadi 2006, see also Paper I)

$$A_{e,\text{MS}} = \left[\frac{\beta_{e\perp}}{\beta_{e\parallel}} - 1 \right]_{\text{MS}} \simeq \frac{0.55}{\beta_{e\parallel}^{0.5}} \quad (22)$$

The coefficients in Eq. (19) and Eq. (21) have been fitted using simulations with $\omega_{0ci}/q = 100$. As we argue in Section 5.4, in the astrophysically-relevant limit $\omega_{0ci}/q \gg 1$, the coefficients asymptote to a value that is just a factor of a few smaller.

The scalings in Eqs. (19)-(21) — which will be extensively tested in the following sections — provide, together with Eqs. (13)-(15), a complete characterization of the efficiency of electron heating by the ion cyclotron instability in accretion flows. In particular, Eq. (21) shall be used to estimate the electron anisotropy that enters Eq. (13). Using Eqs. (19)-(21), we shall now estimate how the different contributions to electron heating in Eqs. (13)-(15) depend on the flow conditions.

We assume that the exponential growth of the ion cyclotron instability terminates at $qt \simeq 0.5$, which is supported by our findings in Section 5. The plasma conditions at this time can be estimated from their initial values, using the scalings resulting from compression (e.g., $v_{Ai} = v_{A0i}(1 + qt)$; also, $\beta_{i\parallel} = \beta_{0i}(1 + qt)^{-2}$ and $\beta_{i\perp} = \beta_{0i}$ for non-relativistic ions). This allows us to emphasize how the various contributions to electron heating depend on the initial flow properties:

$$\frac{\langle \Delta\gamma_{\partial B} - |\Delta\gamma_{\text{curv}}| \rangle m_e c^2}{k_B T_{0i}} \simeq 0.03 \frac{T_{0e}}{T_{0i}} \min \left[\frac{\beta_{0i}^{0.5}}{\beta_{0e}^{0.5}}, 6 \beta_{0i}^{0.1} \right] \quad (23)$$

$$\frac{\langle \Delta\gamma_{\nabla B} \rangle m_e c^2}{k_B T_{0i}} \simeq 0.001 \frac{T_{0e}}{T_{0i}} \beta_{0i} \quad (24)$$

$$\frac{\langle \Delta\gamma_{E \times B} \rangle m_e c^2}{k_B T_{0i}} \simeq 0.15 \frac{m_e}{m_i} \beta_{0i}^{-0.5} \frac{1}{1 + 0.90/\beta_{0i}^{0.4}} \quad (25)$$

Eqs. (23)-(25), together with $\langle \Delta\gamma_{e,q} \rangle$ from Eq. (12), fully

characterize the efficiency of electron heating due to the ion cyclotron instability in collisionless accretion flows.

From these equations, the resulting increase in the χ parameter of Eq. (11) can be easily obtained. For the sake of simplicity, let us now neglect any explicit time dependence (yet, we include all the appropriate powers of $(1 + qt)$ in the numerical estimates of $\Delta\chi$ that we present in the following sections). With this approximation, we find that $m_i \langle \gamma_i^2 v_i^2 \rangle \sim m_i \langle \gamma_i v_i^2 \rangle \simeq 3 k_B T_{0i}$, since the ions are non-relativistic. Also, in the numerator of Eq. (11), we can approximate $\langle \gamma_e \rangle \sim \langle \gamma_{0e} \rangle$, where $\langle \gamma_{0e} \rangle \simeq (3k_B T_{0e}/2m_e c^2) + [(3k_B T_{0e}/2m_e c^2)^2 + 1]^{1/2}$ is the mean electron Lorentz factor at the initial time, which reduces to $\langle \gamma_{0e} \rangle \simeq 1$ for $k_B T_{0e}/m_e c^2 \ll 1$ (non-relativistic electrons) and to $\langle \gamma_{0e} \rangle \simeq 3 k_B T_{0e}/m_e c^2$ for $k_B T_{0e}/m_e c^2 \gg 1$ (ultra-relativistic electrons). The increase in the χ parameter

$$\Delta\chi \simeq \frac{\langle \gamma_{0e} \rangle \langle \Delta\gamma_{e,q} m_e c^2 \rangle}{3 k_B T_{0i}} \quad (26)$$

can then be computed for a range of flow conditions.

5. DEPENDENCE ON THE FLOW CONDITIONS

In this section, we discuss how the efficiency of electron heating depends on the physical conditions of the flow. We explore the role of the electron-to-ion temperature ratio in Section 5.1, of the ion plasma beta in Section 5.2, of the Alfvén velocity in Section 5.3, of the compression timescale (in units of ω_{0ci}^{-1}) in Section 5.4 and of the ion-to-electron mass ratio in Section 5.5. In doing so, we will confirm the scalings anticipated in Eqs. (19)-(21), which are at the basis of our heating model.

In Figs. 1–6, we present the temporal evolution of our system, for different initial conditions. In each case, we show in the top row the time evolution of the particle anisotropy (panel (a); solid lines for ions, dotted for electrons), of the electron momentum (panel (b); solid for the parallel component, dotted for the perpendicular component) and of the electron heating efficiency (panel (c)), quantified by $|\chi - \chi_0|$, where the parameter χ is defined in Eq. (10) and χ_0 is its value at the initial time. In the bottom row, we show the time evolution of the transverse magnetic energy (panel (d)) and of the transverse electric energy (panel (e)). In addition, we show in panel (f) the spatial pattern (with $r_{L,i}$ as our unit of length) of the δB_z component of the unstable waves.

Below, we focus on a few representative cases, but we remark that the conclusions presented below have been checked across the whole parameter space explored in this work, i.e., for $\beta_{0i} = 5-80$, for $\beta_{0e}/\beta_{0i} = 10^{-3}-10^{-1}$, for $v_{A0i} = 0.025-0.1$, for $\omega_{0ci}/q = 50-3200$ and up to a mass ratio $m_i/m_e = 1024$.

5.1. Dependence on the Temperature Ratio

In this section, we illustrate the dependence on the electron-to-ion temperature ratio $T_{0e}/T_{0i} = \beta_{0e}/\beta_{0i}$, for a representative case with $\beta_{0i} = 20$, $v_{A0i}/c = 0.05$, $\omega_{0ci}/q = 50$ and $m_i/m_e = 64$. We vary the electron-to-ion temperature ratio from $\beta_{0e}/\beta_{0i} = 10^{-3}$ up to 10^{-1} .

In the range $T_{0e}/T_{0i} \lesssim 0.1$ explored in Fig. 1, the development of the ion cyclotron instability is not sensitive to the electron thermal content. In fact, Fig. 1 shows

that the time of growth of the ion cyclotron instability ($qt \simeq 0.6$) and the saturation values of the magnetic and electric energy ($\langle \delta B_{\perp}^2 \rangle / |\langle \mathbf{B} \rangle|^2 \sim 0.3$ in Fig. 1(d) and $\langle \delta E_{\perp}^2 \rangle / |\langle \mathbf{B} \rangle|^2 \sim 3 \times 10^{-3}$ in Fig. 1(e), respectively) are all insensitive to the electron-to-ion temperature ratio. Moreover, the secular evolution that follows the exponential phase of the ion cyclotron instability (at $qt \gtrsim 0.7$) is the same, regardless of T_{0e}/T_{0i} . Once the energy of the ion cyclotron waves reaches $\langle \delta B_{\perp}^2 \rangle^{1/2} / |\langle \mathbf{B} \rangle| \sim 0.1$, efficient pitch-angle scattering brings the ion anisotropy (Fig. 1(a)) back to the threshold of marginal stability in Eq. (16) (which is indicated in Fig. 1(a) with a dashed black line). At $qt \gtrsim 0.9$, the ion anisotropy follows the same track of marginal stability, regardless of the initial electron temperature. In short, the ion physics does not depend on the electron thermal content.

The choice of initial electron temperature can affect the electron physics before the onset of the ion cyclotron instability. For cold electrons ($T_{0e}/T_{0i} = 10^{-3}$ in green and $T_{0e}/T_{0i} = 10^{-2}$ in orange), the ion cyclotron instability starts to grow when the electron anisotropy has not reached yet the threshold for the electron whistler instability in Eq. (22) (corresponding to $A_{e,MS} \simeq 1.3$ for $T_{0e}/T_{0i} = 10^{-2}$ and to $A_{e,MS} \simeq 3.9$ for $T_{0e}/T_{0i} = 10^{-3}$). In this case, the electron anisotropy is not strong enough to trigger anisotropy-driven instabilities on electron scales, and no signs of electron physics are present. In particular, the temporal evolution of the magnetic and electric energy (Fig. 1(d) and (e), respectively) is the same at all times, regardless of the electron temperature. The only dependence on T_{0e}/T_{0i} in this regime of cold electrons ($T_{0e}/T_{0i} \lesssim 10^{-2}$) appears in the value of electron anisotropy after the growth of the ion cyclotron instability (compare the green and orange dotted lines in Fig. 1(a) at $qt \gtrsim 0.6$). The degree of electron anisotropy is regulated by the mechanism of electron heating during the ion phase, as we detail below.⁵

At higher electron temperatures ($T_{0e}/T_{0i} = 10^{-1.5}$ in blue and $T_{0e}/T_{0i} = 10^{-1}$ in red), the threshold for the whistler instability — which corresponds to $A_{e,MS} \simeq 0.7$ for $T_{0e}/T_{0i} = 10^{-1.5}$ and to $A_{e,MS} \simeq 0.4$ for $T_{0e}/T_{0i} = 10^{-1}$ — is reached before the onset of the ion cyclotron mode. So, the whistler instability can grow, generating transverse electromagnetic waves (see Appendix B in Paper I for further details), and producing a bump at early times ($qt \simeq 0.4$) in the magnetic and electric energy of Fig. 1(d) and (e), respectively.⁶ In Appendix A, we estimate analytically the saturation values of the magnetic and electric energy produced by the whistler instability, as a function of the flow conditions. Our estimates are in good agreement with the results of our simulations, regarding the dependence on both T_{0e}/T_{0i} (investigated

⁵ As we have described in Paper I (Section 4.2.1), the electron distribution for $\beta_{0e} \lesssim 2m_e/m_i$ is not uniform in space, due to the local nature of the heating process (which is dominated by the term in Eq. (15)). The electron distribution resembles a Maxwellian drifting with the local E-cross-B velocity, so the degree of electron anisotropy shown by the green dotted line in Fig. 1 is a measure of the E-cross-B speed, rather than of the genuine electron anisotropy in the fluid frame.

⁶ As discussed in Paper I, our 2D simulations show that the wavevector of the fastest growing whistler mode is aligned with the mean magnetic field, so 1D simulations can properly capture the development of the whistler instability.

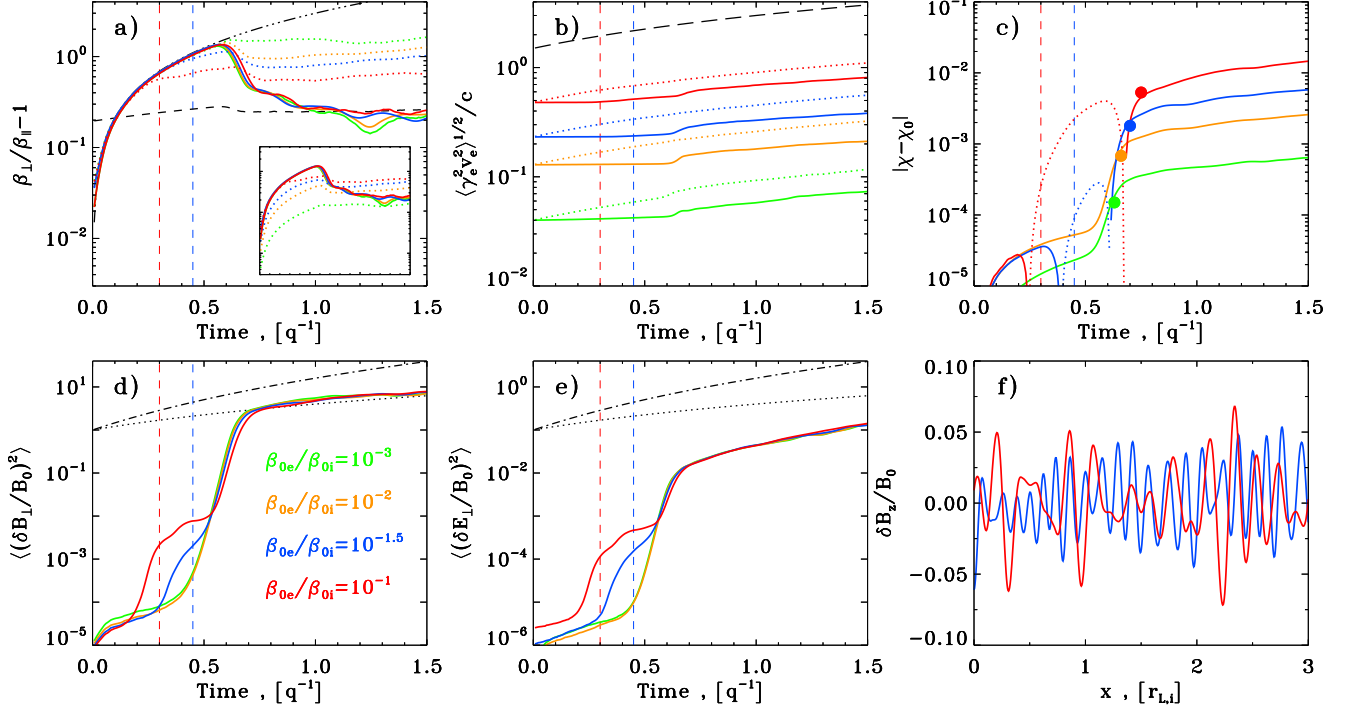


FIG. 1.— Temporal and spatial development of compression-driven instabilities, for different choices of the electron-to-ion temperature ratio $T_{0e}/T_{0i} = \beta_{0e}/\beta_{0i}$, as detailed in the legend of panel (d). We fix $\beta_{0i} = 20$, $v_{A0i}/c = 0.05$, $\omega_{0ci}/q = 50$ and $m_i/m_e = 64$. We show the temporal evolution of the following quantities, with q^{-1} as our time unit (q being the compression rate): (a) Ion (solid) and electron (dotted) anisotropy $\beta_{\perp}/\beta_{\parallel} - 1$, together with the threshold at marginal stability for the ion cyclotron instability (dashed black line, see Eq. (16)). The triple-dot-dashed black line follows the track expected from compression alone. In the subpanel, the electron anisotropy (dotted lines) is multiplied by $\beta_{0e}^{0.5}$, to emphasize the dependence $A_{e,MS} \propto \beta_{e\parallel}^{-0.5}$ at the threshold of marginal stability for the whistler mode. (b) Mean momentum dispersion of electrons, along (solid) or perpendicular (dotted) to the mean field. The dashed black line shows the expected evolution of the transverse component, due to compression alone (i.e., $\propto (1+qt)$). (c) Efficiency of electron heating or cooling, as quantified by the χ parameter defined in Eq. (10) relative to its initial value χ_0 (solid if $\chi - \chi_0 \geq 0$, dotted if < 0). The filled circles show the predictions of our analytical model at the end of the exponential growth of the ion cyclotron instability (see Section 4). (d) Magnetic energy density in the transverse component $\langle \delta B_{\perp}^2 \rangle = \langle \delta B_y^2 + \delta B_z^2 \rangle$, in units of B_0^2 . For reference, we also plot $(1+qt)^2$ (dotted black line) and $(1+qt)^4$ (dot-dashed black line, as expected for the evolution of the mean field energy). (e) Electric energy density in the transverse component $\langle \delta E_{\perp}^2 \rangle = \langle \delta E_y^2 + \delta E_z^2 \rangle$, in units of B_0^2 . The dotted and the dot-dashed black lines are the same as in panel (d), apart from the normalization. Finally, panel (f) presents — at the times indicated with the vertical dashed lines in all the other panels — the spatial profile of $\delta B_z/B_0$, as a function of the longitudinal coordinate x , measured in units of the ion Larmor radius $r_{L,i}$.

in Fig. 1) and m_i/m_e (see Fig. 6 for details).

During the whistler phase at $0.3 \lesssim qt \lesssim 0.55$, the electron anisotropy remains at the threshold of marginal stability, see the dotted blue and red lines in Fig. 1(a). In contrast, the ion anisotropy still follows the track $(1+qt)^2 - 1$ expected from compression alone (indicated by the triple-dot-dashed line in Fig. 1(a)), suggesting that ions do not participate in the whistler instability. We expect the electron anisotropy during the whistler phase ($0.3 \lesssim qt \lesssim 0.55$) to scale as $A_{e,MS} \propto \beta_{e\parallel}^{-0.5}$, as in Eq. (22). Once we multiply the electron anisotropy by a factor of $\beta_{0e}^{0.5}$, we find that the temporal tracks for $T_{0e}/T_{0i} = 10^{-1.5}$ and 10^{-1} almost overlap (blue and red dotted lines in the subpanel of Fig. 1(a)), indicating that the condition of marginal stability in Eq. (22) indeed regulates the level of electron anisotropy after the onset of the whistler instability. While it is not surprising that the electron anisotropy stays at the threshold $\sim A_{e,MS}$ during the electron phase at $0.3 \lesssim qt \lesssim 0.55$, we remark that a similar degree of anisotropy is preserved after the growth of the ion cyclotron instability at $qt \gtrsim 0.6$, which justifies our *ansatz* in Eq. (21) (see the first term in the

square brackets).

The electron whistler instability generates transverse electromagnetic waves on electron scales. At marginal stability, the characteristic wavelength and oscillation frequency of the electron whistler mode are respectively (Kennel & Petschek 1966; Yoon & Davidson 1987; Yoon et al. 2011; Bashir et al. 2013)

$$\lambda_e \simeq \frac{2\pi}{A_{e,MS}^{1/2}} \frac{c}{\omega_{pe}} \quad \text{and} \quad \omega_e \simeq \frac{A_{e,MS}}{A_{e,MS} + 1} \omega_{ce}. \quad (27)$$

Since we account for the possibility that electrons are ultra-relativistic, the proper definitions of the electron cyclotron frequency and plasma frequency are

$$\omega_{ce} = \frac{e|\langle \mathbf{B} \rangle|}{\langle \gamma_e \rangle m_e c} \quad \text{and} \quad \omega_{pe} = \sqrt{\frac{4\pi n e^2}{\langle \gamma_e \rangle m_e}}. \quad (28)$$

In Fig. 1(f), we show the spatial pattern of the δB_z component of whistler waves, measured at the time indicated with the blue and red dashed vertical lines in all the other panels (for $T_{0e}/T_{0i} = 10^{-1.5}$ and 10^{-1} , respectively). In

units of the ion Larmor radius $r_{L,i}$, the characteristic wavelength of the whistler instability is

$$\frac{\lambda_e}{r_{L,i}} \simeq 2\pi A_{e,\text{MS}}^{-1/2} \sqrt{\frac{2\langle\gamma_e\rangle m_e}{3\beta_{0i} m_i}}. \quad (29)$$

In Fig. 1, we employ $\beta_{0i} = 20$ and $m_i/m_e = 64$. For $T_{0e}/T_{0i} = 10^{-1.5}$, taking $A_{e,\text{MS}} \simeq 1$ from the dotted blue line in Fig. 1(a), we expect from Eq. (29) that $\lambda_e/r_{L,i} \simeq 0.2$, which is in good agreement with the spatial periodicity of the blue line in Fig. 1(f). Similarly, for $T_{0e}/T_{0i} = 10^{-1}$, taking $A_{e,\text{MS}} \simeq 0.6$ from the dotted red line in Fig. 1(a), we expect $\lambda_e/r_{L,i} \simeq 0.25$, which agrees with the spatial pattern of the red line in Fig. 1(f). We have extensively checked the scalings in Eq. (29), most importantly regarding the dependence on T_{0e}/T_{0i} and m_e/m_i . In the limit of non-relativistic electrons (so, $\langle\gamma_e\rangle \simeq 1$), we find from Eq. (29) that $\lambda_e/r_{L,i} \propto \beta_{e\parallel}^{0.25}$, since $A_{e,\text{MS}} \propto \beta_{e\parallel}^{-0.5}$. This scaling is consistent with the numerical findings of Gary & Karimabadi (2006).

We conclude by discussing the efficiency of electron heating, as a function of the electron-to-ion temperature ratio. In Fig. 1(c), we plot the temporal evolution of the χ parameter defined in Eq. (10) relative to its initial value χ_0 (solid lines if $\chi - \chi_0 \geq 0$, dotted if < 0). The filled circles in Fig. 1 show, for different choices of T_{0e}/T_{0i} , our analytical prediction for the change in the χ parameter — as derived from the theory outlined in Section 4 — at the end of the exponential phase of the ion cyclotron instability. Regardless of the initial electron temperature, the growth of the ion cyclotron waves at $qt \simeq 0.7$ leads to substantial electron heating, whose magnitude is properly captured by our analytical model (compare the lines with the filled circles of the same color). The increase in the χ parameter is more pronounced for higher values of T_{0e}/T_{0i} . This can be easily understood from the scalings in Eqs. (23)-(25), as we now explain.

At small values of T_{0e}/T_{0i} (green line in Fig. 1(c), for $T_{0e}/T_{0i} = 10^{-3}$), electron heating by the ion cyclotron instability is dominated by the E-cross-B term in Eq. (25), which is insensitive to the electron temperature. In Paper I, we have demonstrated that the E-cross-B contribution dominates if $\beta_{0e} \lesssim 2m_e/m_i$. In this case, Eq. (25) together with Eq. (26) show that the increase in the χ parameter is independent of T_{0e}/T_{0i} (as long as $\langle\gamma_{0e}\rangle \simeq 1$), which we have confirmed by running dedicated simulations with even smaller values of the electron-to-ion temperature ratio, $T_{0e}/T_{0i} = 2.5 \times 10^{-4}$ and $T_{0e}/T_{0i} = 10^{-4}$ (not shown in Fig. 1).

For $\beta_{0e} \gtrsim 2m_e/m_i$, which corresponds to $T_{0e}/T_{0i} \gtrsim 1.5 \times 10^{-3}$ for the parameters adopted in Fig. 1, the physics of electron heating is controlled by the terms in Eq. (23) and Eq. (24), with the former that typically dominates, due to its weaker dependence on $\langle\delta B_{\perp}^2\rangle/|\langle\mathbf{B}\rangle|^2 \ll 1$. While the E-cross-B term accounts for as much as 64% of the mean electron energy gain for $T_{0e}/T_{0i} = 10^{-3}$, its contribution falls down to 15% for $T_{0e}/T_{0i} = 10^{-2}$, and it is even smaller for higher values of T_{0e}/T_{0i} (see the rightmost column in Table 1). In parallel, the combination of $\langle\Delta\gamma_{\partial B}\rangle > 0$ and $\langle\Delta\gamma_{\text{curv}}\rangle < 0$ results in a fractional contribution to electron heating that increases from 31% at $T_{0e}/T_{0i} = 10^{-3}$ up to 72% at

TABLE 1
FRACTIONAL CONTRIBUTIONS TO ELECTRON HEATING

Run	$\frac{\langle\Delta\gamma_{\partial B}\rangle - \langle\Delta\gamma_{\text{curv}}\rangle }{\langle\Delta\gamma_{e,q}\rangle}$	$\frac{\langle\Delta\gamma_{\nabla B}\rangle}{\langle\Delta\gamma_{e,q}\rangle}$	$\frac{\langle\Delta\gamma_{E \times B}\rangle}{\langle\Delta\gamma_{e,q}\rangle}$
$\beta_{0e}/\beta_{0i} = 10^{-3}$	0.31	0.05	0.64
$\beta_{0e}/\beta_{0i} = 10^{-2}$	0.72	0.13	0.15
$\beta_{0e}/\beta_{0i} = 10^{-1.5}$	0.79	0.15	0.06
$\beta_{0e}/\beta_{0i} = 10^{-1}$	0.78	0.19	0.03

Note: We fix $\beta_{0i} = 20$, $v_{A0i}/c = 0.05$, $\omega_{0ci}/q = 50$ and $m_i/m_e = 64$.

$T_{0e}/T_{0i} = 10^{-2}$ and is even larger for higher T_{0e}/T_{0i} (see the leftmost column in Table 1). If the term in Eq. (23) dominates over the contribution in Eq. (24), as it happens for all the values of T_{0e}/T_{0i} investigated in Fig. 1 (compare the first and second column in Table 1), we expect the electron fractional energy gain to increase initially as $\propto T_{0e}/T_{0i}$, as long as the second term in the square brackets of Eq. (23) is smaller than the first one, and then as $\propto T_{0e}^{0.5}/T_{0i}^{0.5}$. While the former scaling is the same as in the grad-B term of Eq. (24), the latter is shallower, which explains why for high values of T_{0e}/T_{0i} the fractional contribution to electron heating by the grad-B term becomes increasingly larger, at the expense of the term in Eq. (23) (compare first and second columns in Table 1 between $T_{0e}/T_{0i} = 10^{-1.5}$ and 10^{-1}).

Finally, we point out that our model tends to overestimate the actual increase in the χ parameter observed for high values of T_{0e}/T_{0i} (compare the red line and the filled red circle in Fig. 1(c)). As we discuss in Appendix B, this is due to the early decrease in the χ parameter that accompanies the growth of electron whistler waves. The value of $\chi - \chi_0$ becomes as low as $\simeq -4 \times 10^{-3}$ at $qt \simeq 0.6$ (dotted red line in Fig. 1(c)), so that the subsequent increase driven by the ion cyclotron instability falls short of our analytical prediction, which does not take into account the degree of electron cooling during the whistler phase. Extrapolating this argument to even higher values of the electron-to-ion temperature ratio, one might be tempted to infer an upper limit on T_{0e}/T_{0i} , where cooling by the whistler instability balances heating by the ion cyclotron mode. However, the following caveats should be considered.

As we demonstrate in Section 5.4, as ω_{0ci}/q increases, the ion cyclotron instability appears earlier, and in the astrophysically-relevant limit $\omega_{0ci}/q \gg 1$ it will grow soon after the ion anisotropy exceeds the threshold in Eq. (16). Then, the condition $0.55/\beta_{e\parallel}^{0.5} \lesssim 0.65/\beta_{i\parallel}^{0.4}$ required for the whistler instability to have a smaller threshold than the ion cyclotron mode, such that to precede the ion cyclotron growth, can be recast as a lower limit on the electron-to-ion temperature ratio

$$\frac{T_{0e}}{T_{0i}} \gtrsim \frac{0.7}{\beta_{0i}^{0.2}} \sim 0.3 - 0.5, \quad (30)$$

for the range of $\beta_{0i} \sim 5 - 30$ expected in accretion flows. This is already in the regime where oblique mirror modes cannot be neglected in the evolution of the system (see Paper I), so one needs to perform 2D simulations. A detailed study of electron heating in the regime $T_{0e}/T_{0i} \gtrsim 0.3$ — which must be performed with 2D simulations having $\omega_{0ci}/q \gg 1$ — will be presented elsewhere.

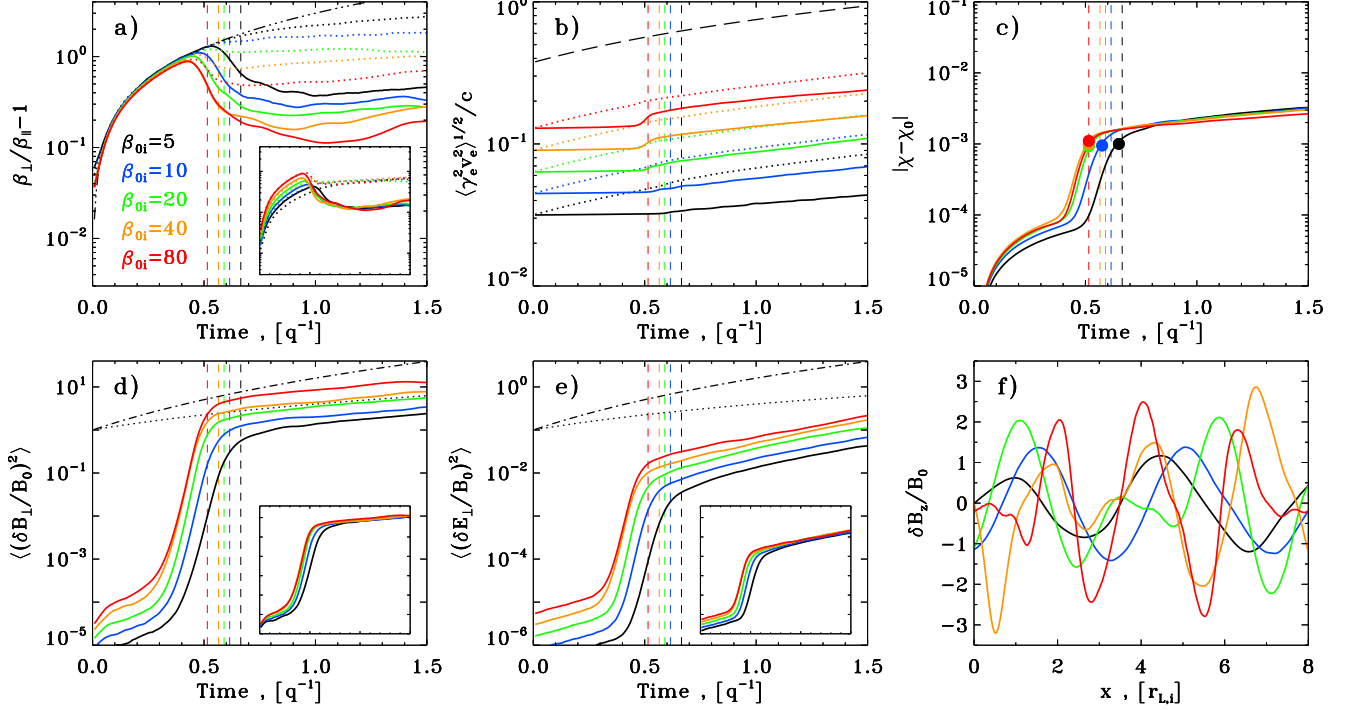


FIG. 2.— Temporal and spatial development of compression-driven instabilities, for different choices of the ion plasma beta β_{0i} , as detailed in the legend of panel (a). We fix $\beta_{0e}/\beta_{0i} = 10^{-2}$, $v_{A0i}/c = 0.05$, $\omega_{0ci}/q = 100$ and $m_i/m_e = 16$. See the caption of Fig. 1 for details. In the subpanel of Fig. 2(a), we multiply the anisotropy of both ions and electrons by $\beta_{0i}^{0.4}$, showing that this leaves no residual dependence at late times, when the ion anisotropy approaches the threshold of marginal stability in Eq. (16). In the subpanels of Fig. 2(d) and (e), the magnetic and electric energy densities are multiplied by $\beta_{0i}^{-0.5}$, showing that this leaves no residual dependence (see Appendix A for an analytical justification of this scaling).

5.2. Dependence on the Ion Plasma Beta

In this section, we examine the dependence of our results on the ion plasma beta β_{0i} , for a representative case with fixed $\beta_{0e}/\beta_{0i} = 10^{-2}$, $v_{A0i}/c = 0.05$, $\omega_{0ci}/q = 100$ and $m_i/m_e = 16$. We explore the range $\beta_{0i} = 5 - 80$, but we argue that our results apply down to $\beta_{0i} \gtrsim 1$.

In Fig. 2, we show that the level of magnetic and electric energy (panel (d) and (e), respectively) resulting from the ion cyclotron instability increases monotonically with β_{0i} (from black to red as β_{0i} varies from 5 up to 80). Once normalized to the mean field energy $|\langle \mathbf{B} \rangle|^2 / 8\pi$ — whose temporal evolution is shown with a dot-dashed black line in Fig. 2(d) — we find that for $\beta_{0i} = 20$ (green line in Fig. 2(d)), the magnetic energy in ion cyclotron waves reaches $\langle \delta B_{\perp}^2 \rangle / |\langle \mathbf{B} \rangle|^2 \sim 0.3$ at the end of the exponential growth of the ion cyclotron mode ($qt \simeq 0.6$). Also, both the magnetic and the electric energies scale as $\propto \beta_{0i}^{0.5}$. This result, which is derived analytically in Appendix A, is confirmed in the subpanels of Fig. 2(d) and (e), where we plot the temporal evolution of the magnetic and electric energy density multiplied by $\beta_{0i}^{-0.5}$. The fact that the different curves overlap demonstrates that

$$\frac{\langle \delta B_{\perp}^2 \rangle}{|\langle \mathbf{B} \rangle|^2} \propto \beta_{0i}^{0.5} \quad \text{and} \quad \frac{\langle \delta E_{\perp}^2 \rangle}{|\langle \mathbf{B} \rangle|^2} \propto \beta_{0i}^{0.5}, \quad (31)$$

everything else being fixed. A posteriori, this lends support to our *ansatz* in Eq. (19) and Eq. (20). Moreover, Fig. 2(d) shows that our assumption of $\langle \delta B_{\perp}^2 \rangle / |\langle \mathbf{B} \rangle|^2 \lesssim 1$ — which we have employed in Paper I and in Section 4 —

is satisfied in the range of β_{0i} investigated in this work.

We remark that both the normalization and the β_{0i} –dependence of Eq. (19) are in agreement with earlier studies of the compression-driven ion cyclotron instability performed with hybrid codes (e.g., Hellinger & Trávníček 2005). The scaling $\langle \delta B_{\perp}^2 \rangle \propto \beta_{0i}^{0.5}$ had previously been found also via hybrid simulations of undriven systems by Gary et al. (1997, 2000). In addition, these studies had assessed the dependence on β_{0i} of the ion anisotropy at marginal stability, see Eq. (16). In Fig. 2(a), we confirm that, due to pitch-angle scattering by the transverse ion cyclotron waves, the ion anisotropy at $qt \gtrsim 0.6$ is reduced back to its value at the threshold of marginal stability. In agreement with Eq. (16), the residual degree of anisotropy is smaller for higher β_{0i} .⁷ More precisely, we confirm the scaling $A_{i,MS} \propto \beta_{0i}^{-0.4}$ in the subpanel of Fig. 2(a), where we multiply the different curves by a factor of $\propto \beta_{0i}^{0.4}$. The fact that the different solid lines overlap confirms the scaling in Eq. (16) for the ion anisotropy at marginal stability. Interestingly, the subpanel of Fig. 2(a) shows that the electron anisotropy also scales as $\propto \beta_{0i}^{-0.4}$, and it is consistently a factor of ~ 5 larger than the ion anisotropy at marginal stability $A_{i,MS}$ (see the dotted lines in the subpanel of Fig. 2(a), where all the curves have been multiplied by a factor of $\propto \beta_{0i}^{0.4}$). This justifies our *ansatz* in Eq. (21), as a

⁷ Since the critical anisotropy threshold in Eq. (16) is smaller for higher β_{0i} , the onset of the ion cyclotron instability will occur at earlier times for higher β_{0i} , as shown in Fig. 2.

TABLE 2
FRACTIONAL CONTRIBUTIONS TO ELECTRON HEATING

Run	$\frac{\langle \Delta\gamma_{\partial B} - \Delta\gamma_{\text{curv}} \rangle}{\langle \Delta\gamma_{e,q} \rangle}$	$\frac{\langle \Delta\gamma_{\nabla B} \rangle}{\langle \Delta\gamma_{e,q} \rangle}$	$\frac{\langle \Delta\gamma_{E \times B} \rangle}{\langle \Delta\gamma_{e,q} \rangle}$
$\beta_{0i} = 5$	0.30	0.02	0.68
$\beta_{0i} = 10$	0.40	0.04	0.56
$\beta_{0i} = 20$	0.49	0.09	0.42
$\beta_{0i} = 40$	0.56	0.15	0.29
$\beta_{0i} = 80$	0.56	0.26	0.18

Note: We fix $\beta_{0e}/\beta_{0i} = 10^{-2}$, $v_{A0i}/c = 0.05$, $\omega_{0ci}/q = 100$ and $m_i/m_e = 16$.

constraint on the degree of electron anisotropy in the absence of the electron whistler phase (see the second term in the square brackets of Eq. (21)).

From the ion anisotropy at marginal stability in Eq. (16), we can write the dominant wavelength of the ion cyclotron mode as $\lambda_i \simeq 2\pi A_{i,\text{MS}}^{-1} c/\omega_{\text{pi}}$, where we have taken the limit of weak anisotropy $A_{i,\text{MS}} \ll 1$ appropriate for $\beta_{0i} \gtrsim 1$ (see Eq. (17)). Since $A_{i,\text{MS}} \propto \beta_{i\parallel}^{-0.4}$, we find that $\lambda_i \propto \beta_{i\parallel}^{0.4} c/\omega_{\text{pi}}$, that is remarkably similar to the scaling of the ion Larmor radius: $r_{L,i} \propto \beta_{0i}^{1/2} c/\omega_{\text{pi}}$. It follows that the wavelength of the dominant mode should be nearly independent of β_{0i} , once measured in units of the ion Larmor radius. More precisely, $\lambda_i \propto \beta_{0i}^{-0.1} r_{L,i}$. The dependence of the dominant wavelength on β_{0i} is shown in Fig. 2(f), where we plot the spatial pattern of the δB_z component of the ion cyclotron waves, at the times indicated with the vertical dashed lines in the other panels. We confirm that the dominant wavelength is nearly the same, in units of the ion Larmor radius, with a residual tendency for shorter wavelengths at higher β_{0i} , in agreement with the expected scaling $\lambda_i \propto \beta_{0i}^{-0.1} r_{L,i}$. Similarly, we have verified that the oscillation period of the ion cyclotron waves agrees with Eq. (18).

Regarding electron heating by the ion cyclotron instability, Fig. 2(c) shows that the increase in the χ parameter is nearly independent of β_{0i} . This might appear surprising, given the strong dependence on β_{0i} of the $\langle \Delta\gamma_{\nabla B} \rangle$ and $\langle \Delta\gamma_{E \times B} \rangle$ terms in Eq. (24) and Eq. (25), respectively. However, for the parameters employed in Fig. 2, we find that if $\beta_{0i} \gtrsim 20$ the combination $\langle \Delta\gamma_{\partial B} - |\Delta\gamma_{\text{curv}} \rangle$ in Eq. (23) dominates the process of electron heating (see the first column in Table 2). Since the dependence of Eq. (23) on β_{0i} is extremely weak ($\propto \beta_{0i}^{0.1}$, in the regime relevant for Fig. 2), it is not surprising that the heating efficiency is independent of the ion plasma beta, at $\beta_{0i} \gtrsim 20$. At smaller β_{0i} , the fractional contribution of the term in Eq. (23) gets smaller, in favor of the E-cross-B term in Eq. (25) (compare the first and the last columns in Table 2). Despite the change in the dominant heating channel, the efficiency of electron heating stays remarkably constant even for $\beta_{0i} \lesssim 20$, both based on our analytical model (filled circles in Fig. 2(c)) and confirmed by our simulations (solid lines in Fig. 2(c)). Yet, at $\beta_{0i} \lesssim 20$, this apparent independence of the heating efficiency on the ion plasma beta should be regarded as a mere coincidence. At even smaller values of β_{0i} , we expect the beta-dependence of the E-cross-B term in Eq. (25) to become apparent.

TABLE 3
FRACTIONAL CONTRIBUTIONS TO ELECTRON HEATING

Run	$\frac{\langle \Delta\gamma_{\partial B} - \Delta\gamma_{\text{curv}} \rangle}{\langle \Delta\gamma_{e,q} \rangle}$	$\frac{\langle \Delta\gamma_{\nabla B} \rangle}{\langle \Delta\gamma_{e,q} \rangle}$	$\frac{\langle \Delta\gamma_{E \times B} \rangle}{\langle \Delta\gamma_{e,q} \rangle}$
$v_{A0i}/c = 0.025$	0.49	0.09	0.42
$v_{A0i}/c = 0.05$	0.49	0.09	0.42
$v_{A0i}/c = 0.1$	0.49	0.09	0.42

Note: We fix $\beta_{0i} = 20$, $\beta_{0e}/\beta_{0i} = 10^{-2}$, $\omega_{0ci}/q = 100$ and $m_i/m_e = 16$.

5.3. Dependence on the Alfvén Velocity

In Fig. 3 we investigate the dependence on the Alfvén velocity, for a representative case with fixed $\beta_{0i} = 20$, $\beta_{0e}/\beta_{0i} = 10^{-2}$, $\omega_{0ci}/q = 100$ and $m_i/m_e = 16$. We explore the range $v_{A0i}/c = 0.025 - 0.1$.

As shown in Fig. 3, the temporal evolution of the magnetic energy of ion cyclotron waves (panel (d)) is nearly insensitive to the Alfvén velocity, in agreement with Eq. (19) and Appendix A. The wavelength of the ion cyclotron mode in panel (f) does not explicitly depend on v_{A0i}/c , at fixed β_{0i} (see Eq. (17) combined with Eq. (16)). In addition, the temporal evolution of the ion anisotropy in Fig. 3(a) (solid lines) is nearly independent of v_{A0i}/c , in the regime of non-relativistic ions (i.e., with the marginal exception of the case $v_{A0i}/c = 0.1$, where the ions are trans-relativistic). The electron anisotropy during the growth of the ion cyclotron mode is $\sim 5 A_{i,\text{MS}}$ (dotted lines in Fig. 3(a)), regardless of the Alfvén velocity, which is consistent with our *ansatz* in Eq. (21) (see the second term in the square brackets).

The only quantity that depends explicitly on the Alfvén velocity is the electric energy density in Fig. 3(e), which is expected on analytical grounds to scale as $\propto v_{A0i}^2$ (see Appendix A). We confirm this scaling in the sub-panel of Fig. 3(e), where we multiply the different curves by v_{A0i}^{-2} , showing that such rescaling leaves no residual dependence on the Alfvén velocity. Our findings justify the dependence of Eq. (20) on the Alfvén speed.

Finally, from Eqs. (23)-(25), we see that the electron energy change associated with the growth of the ion cyclotron mode has no explicit dependence on the Alfvén velocity, as confirmed in Fig. 3(c). The same holds for the increase in the χ parameter in Eq. (26). However, we point out that this conclusion only applies to the case of non-relativistic electrons, i.e., $\langle \gamma_{0e} \rangle \simeq 1$. If the electrons are ultra-relativistic, at fixed β_{0e} and m_e/m_i we will have that $\langle \gamma_{0e} \rangle \propto v_{A0i}^2$, so the electron heating efficiency as quantified by the χ parameter will increase as $\propto v_{A0i}^2$. Albeit not shown in Fig. 3, we have verified this scaling in our simulations, in the parameter regime where electrons become ultra-relativistic.

5.4. Dependence on the Compression Rate

In this section, we analyze the dependence of our results on the compression rate, or more specifically on the ratio ω_{0ci}/q , which is much larger than unity in astrophysical accretion flows. We focus on a representative case with fixed $\beta_{0i} = 20$, $\beta_{0e}/\beta_{0i} = 10^{-2}$, $v_{A0i}/c = 0.05$ and $m_i/m_e = 16$. We find that only for $\omega_{0ci}/q \lesssim 200$ we can capture the physics of both ions and electrons with sufficient accuracy, and in Fig. 4 we show the cases $\omega_{0ci}/q = 50$ (blue lines), $\omega_{0ci}/q = 100$ (green) and

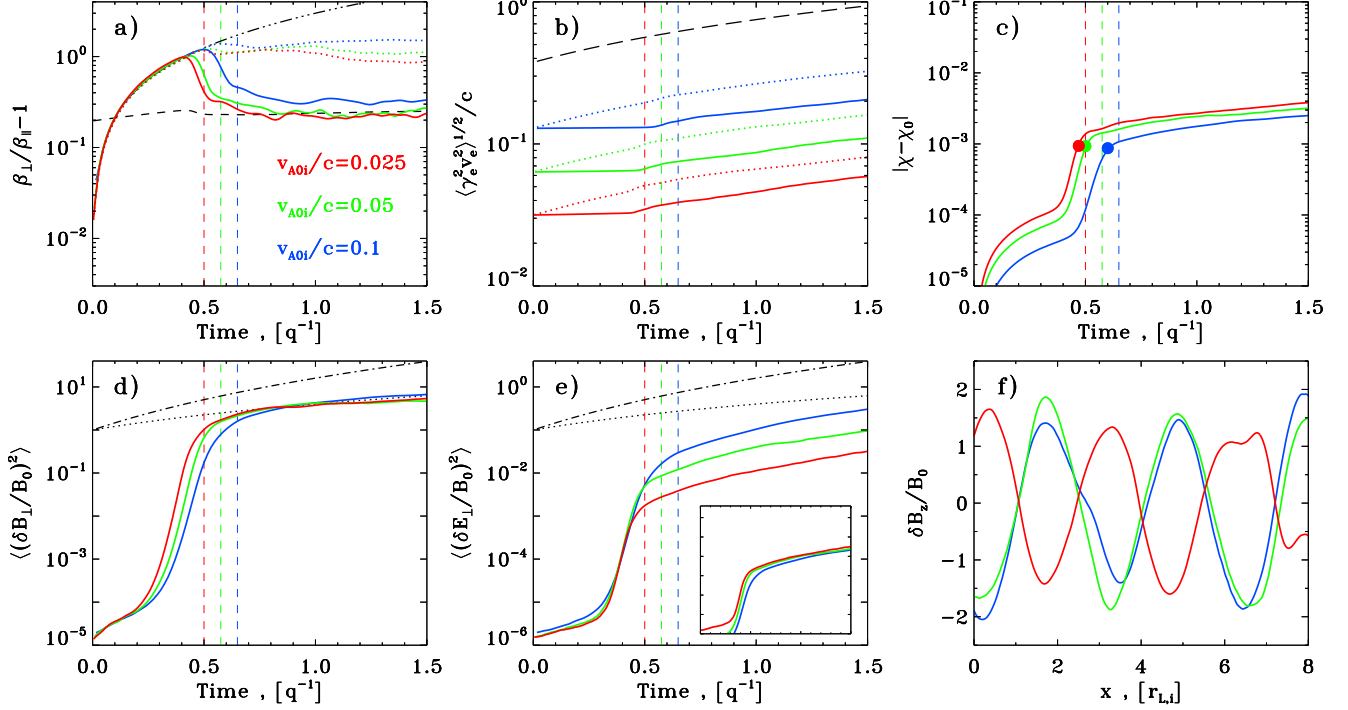


FIG. 3.— Temporal and spatial development of compression-driven instabilities, for different choices of the Alfvén velocity v_{A0i}/c , as detailed in the legend of panel (a). We fix $\beta_{0i} = 20$, $\beta_{0e}/\beta_{0i} = 10^{-2}$, $\omega_{0ci}/q = 100$ and $m_i/m_e = 16$. See the caption of Fig. 1 for details. In the subpanel of Fig. 2(e), the electric energy density is multiplied by v_{A0i}^{-2} , showing that this leaves no residual dependence (see Appendix A for an analytical justification of this scaling).

$\omega_{0ci}/q = 200$ (red). Yet, if we are only interested in the ion physics, we can extend our investigation to much larger values of ω_{0ci}/q . This is shown in the subpanels of Fig. 4(a), (d) and (e), where we study the development of the ion cyclotron instability up to the case $\omega_{0ci}/q = 3200$, comparable to the range $\omega_{0ci}/q = 1000 - 4000$ explored in the hybrid simulations by Hellinger & Trávníček (2005).

As shown in Fig. 4, the development of the ion cyclotron instability is similar, for different values of ω_{0ci}/q . In all cases, the magnetic and electric energies grow exponentially (panels (d) and (e), respectively), with a growth rate that scales with the compression rate, rather than with the ion cyclotron frequency (see also Riquelme et al. 2014, for similar conclusions in a system dominated by the mirror instability). The wavelength of the dominant mode is nearly insensitive to ω_{0ci}/q , as shown in Fig. 4(f), with only a marginal tendency for longer wavelengths at higher ω_{0ci}/q . On the other hand, the growth of the unstable modes happens earlier for higher values of ω_{0ci}/q . This trend is also apparent in Fig. 4(a), where we show the ion anisotropy with solid lines. For faster compressions (i.e., smaller ω_{0ci}/q , blue line), the system goes farther into the unstable region, before pitch-angle scattering off the growing ion cyclotron waves brings the ion anisotropy back to the threshold of marginal stability (shown with a black dashed line in Fig. 4(a)). Since the anisotropy overshoot into the unstable region is more pronounced for smaller ω_{0ci}/q , stronger magnetic fluctuations are needed to drive the system back to marginal stability, at smaller ω_{0ci}/q (see the magnetic energy at the end of the exponential phase in Fig. 4(d)). In contrast, for slow compressions (red line in Fig. 4(a)), the

ion anisotropy does not move far from the threshold condition (see also Riquelme et al. 2014, for similar conclusions in a system dominated by the mirror instability), and the amplitude of the ion cyclotron waves at the end of the exponential phase tends to be smaller (compare red and blue lines in Fig. 4(d)).

In the subpanels of Fig. 4(a), (d) and (e) we extend our analysis to larger values of ω_{0ci}/q , towards the astrophysically-relevant limit $\omega_{0ci}/q \gg 1$.⁸ In these three subpanels, we plot on the horizontal axis the value of ω_{0ci}/q in the range from 50 to 3200, with each tick mark corresponding to an increment by a factor of two (so, logarithmic scale). In the subpanel of Fig. 4(a), we show both the peak value of the ion anisotropy (filled black circles) and the time at which the ion anisotropy peaks (filled orange circles), which is a good proxy for the onset time of the ion cyclotron instability. In the subpanels of Fig. 4(d) and (e), we show respectively the magnetic and electric energies in ion cyclotron waves normalized to the mean field energy, measured at the end of the exponential phase of the ion cyclotron instability.

From the subpanel in Fig. 4(a), we argue that both the onset time of the instability and the maximum ion anisotropy approach a constant value in the limit $\omega_{0ci}/q \gg 1$, with no residual dependence on this parameter. More precisely, the onset time of the ion cyclotron waves, which is $\simeq 0.4 q^{-1}$ for $\omega_{0ci}/q = 100$, tends toward $0.25 q^{-1}$ for $\omega_{0ci}/q \gg 1$. Similarly, for the parameters

⁸ If electrons are non-relativistic and the mass ratio m_i/m_e is much larger than unity, the electron physics will typically be in the asymptotic regime $\omega_{0ce}/q \gg 1$ even for the moderate values of $\omega_{0ci}/q = 50 - 200$ chosen in the main panels of Fig. 4.

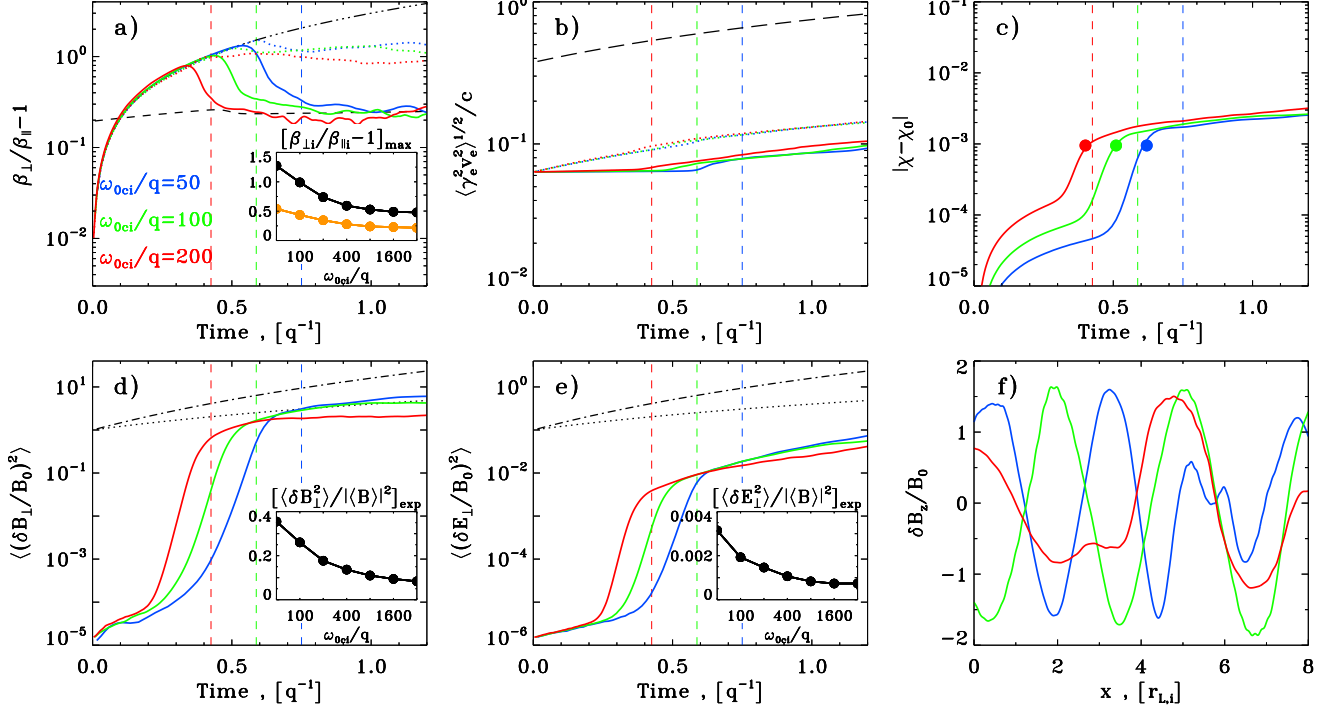


FIG. 4.— Temporal and spatial development of compression-driven instabilities, for different choices of the parameter ω_{0ci}/q . We fix $\beta_{0i} = 20$, $\beta_{0e}/\beta_{0i} = 10^{-2}$, $v_{A0i}/c = 0.05$ and $m_i/m_e = 16$, as detailed in the legend of panel (a). In the main plot, we examine the cases $\omega_{0ci}/q = 50$ (blue lines), $\omega_{0ci}/q = 100$ (green lines) and $\omega_{0ci}/q = 200$ (red lines). In the subpanels of Fig. 4(a), (d) and (e) we extend our study to $\omega_{0ci}/q = 3200$. In the subpanel of Fig. 4(a), we show both the peak value of the ion anisotropy (filled black circles) and the time at which the ion anisotropy peaks (filled orange circles). In the subpanels of Fig. 4(d) and (e), we show respectively the magnetic and electric energies in ion cyclotron waves normalized to the mean field energy, measured at the end of the exponential phase of the ion cyclotron growth. We remark that the horizontal axis in the subpanels of Fig. 4(a), (d) and (e) shows the ratio ω_{0ci}/q on a logarithmic scale, from $\omega_{0ci}/q = 50$ up to 3200 (with each tick mark corresponding to an increase by a factor of two). See Fig. 1 for details.

adopted in Fig. 4, the peak ion anisotropy approaches an asymptotic value of $\simeq 0.5$, a factor of two smaller than in our reference case $\omega_{0ci}/q = 100$. On the other hand, Fig. 4(a) demonstrates that at late times the ion anisotropy approaches the same threshold of marginal stability in Eq. (16), regardless of ω_{0ci}/q . For this reason, we argue that, in the absence of the electron whistler phase, the electron anisotropy during the growth of the ion cyclotron instability can still be scaled to the ion anisotropy at marginal stability $A_{i,MS}$, as assumed in the last term of Eq. (21), but the coefficient of proportionality in the limit $\omega_{0ci}/q \gg 1$ should be a factor of two smaller than in Eq. (21). The trend for a lower degree of electron anisotropy as ω_{0ci}/q increases is confirmed by the dotted lines of Fig. 4(a) at $qt \gtrsim 0.6$.

With increasing ω_{0ci}/q , the magnetic and electric energies in ion cyclotron waves also approach a constant value, as shown in the subpanels of Fig. 4(d) and (e), respectively. The value of $\langle \delta B_\perp^2 \rangle / |\langle \mathbf{B} \rangle|^2$ at the end of the exponential phase of ion cyclotron growth asymptotes to $\simeq 0.1$, roughly a factor of three smaller than in our standard case $\omega_{0ci}/q = 100$ (subpanel in Fig. 4(d)). The asymptotic value of $\langle \delta E_\perp^2 \rangle / |\langle \mathbf{B} \rangle|^2$ is smaller than for $\omega_{0ci}/q = 100$ by a similar factor (subpanel in Fig. 4(e)). In summary, we conclude that the coefficient in Eq. (19) should be reduced by a factor of three, for $\omega_{0ci}/q \gg 1$.

In our analytical model of electron heating, based on Eqs. (19)-(21) and Eqs. (23)-(25), we have not taken into account the explicit dependence on ω_{0ci}/q , which would

TABLE 4
FRACTIONAL CONTRIBUTIONS TO ELECTRON HEATING

Run	$\frac{\langle \Delta \gamma_{\partial B} \rangle - \langle \Delta \gamma_{\text{curv}} \rangle}{\langle \Delta \gamma_{e,q} \rangle}$	$\frac{\langle \Delta \gamma_{\nabla B} \rangle}{\langle \Delta \gamma_{e,q} \rangle}$	$\frac{\langle \Delta \gamma_{E \times B} \rangle}{\langle \Delta \gamma_{e,q} \rangle}$
$\omega_{0ci}/q = 50$	0.49	0.09	0.42
$\omega_{0ci}/q = 100$	0.49	0.09	0.42
$\omega_{0ci}/q = 200$	0.49	0.09	0.42

Note: We fix $\beta_{0i} = 20$, $\beta_{0e}/\beta_{0i} = 10^{-2}$, $v_{A0i}/c = 0.05$ and $m_i/m_e = 16$.

change the coefficients in Eq. (19) and Eq. (21) in the way we have just described. This explains why our model of electron heating, which is benchmarked at $\omega_{0ci}/q = 100$ (green line in Fig. 4(c)), tends to overpredict the heating efficiency at higher values of ω_{0ci}/q (red line for $\omega_{0ci}/q = 200$), whereas it underpredicts the results of our simulations at lower ω_{0ci}/q (blue line for $\omega_{0ci}/q = 50$).

5.5. Dependence on the Mass Ratio

In this section, we investigate the dependence of our results on the mass ratio m_i/m_e , for two representative cases of the electron-to-ion temperature ratio, $T_{0e}/T_{0i} = 10^{-2}$ in Fig. 5 and $T_{0e}/T_{0i} = 10^{-1}$ in Fig. 6. In both cases, we fix $\beta_{0i} = 20$, $v_{A0i}/c = 0.05$ and $\omega_{0ci}/q = 100$.

For both $T_{0e}/T_{0i} = 10^{-2}$ in Fig. 5 and $T_{0e}/T_{0i} = 10^{-1}$ in Fig. 6, the development of the ion cyclotron instability does not depend on the mass ratio (see also Riquelme et al. 2014, for similar conclusions in a system

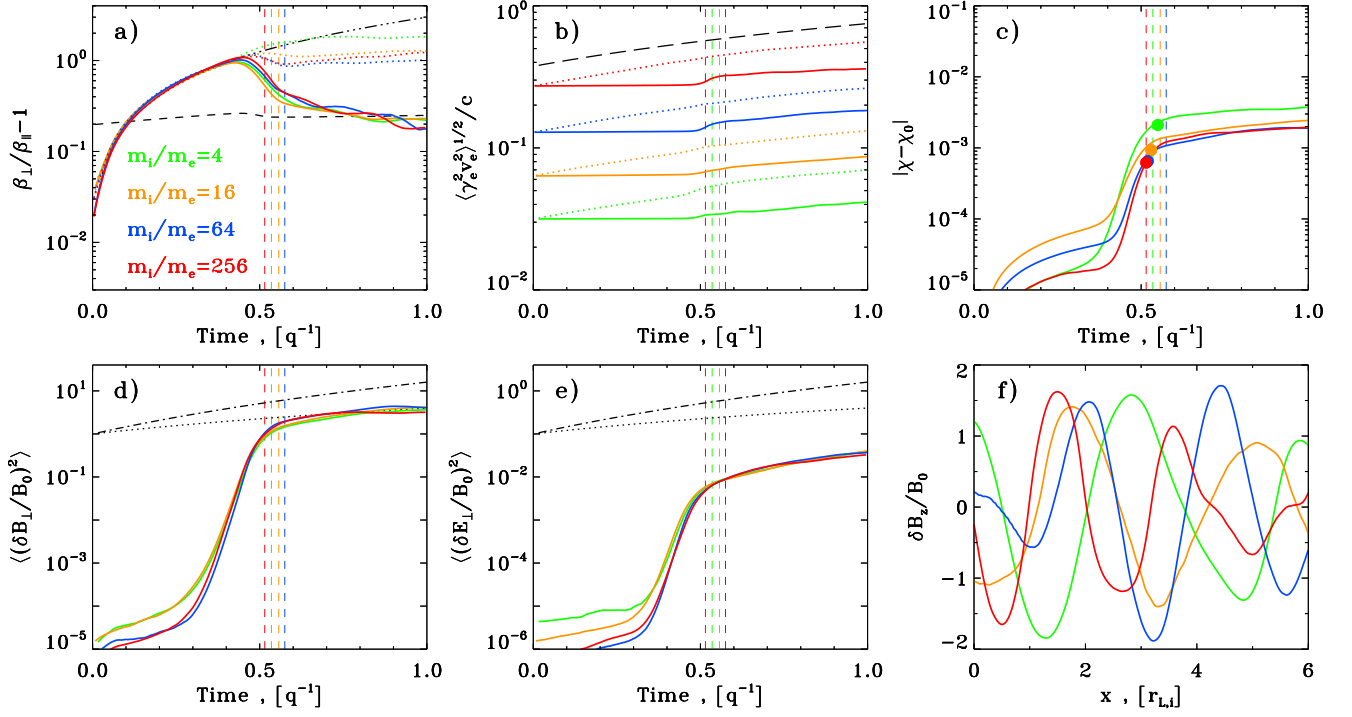


FIG. 5.— Temporal and spatial development of compression-driven instabilities, for $T_{0e}/T_{0i} = 10^{-2}$ and different choices of the mass ratio m_i/m_e , as detailed in the legend of panel (a). We fix $\beta_{0i} = 20$, $v_{A0i}/c = 0.05$ and $\omega_{0ci}/q = 100$. See the caption of Fig. 1 for details.

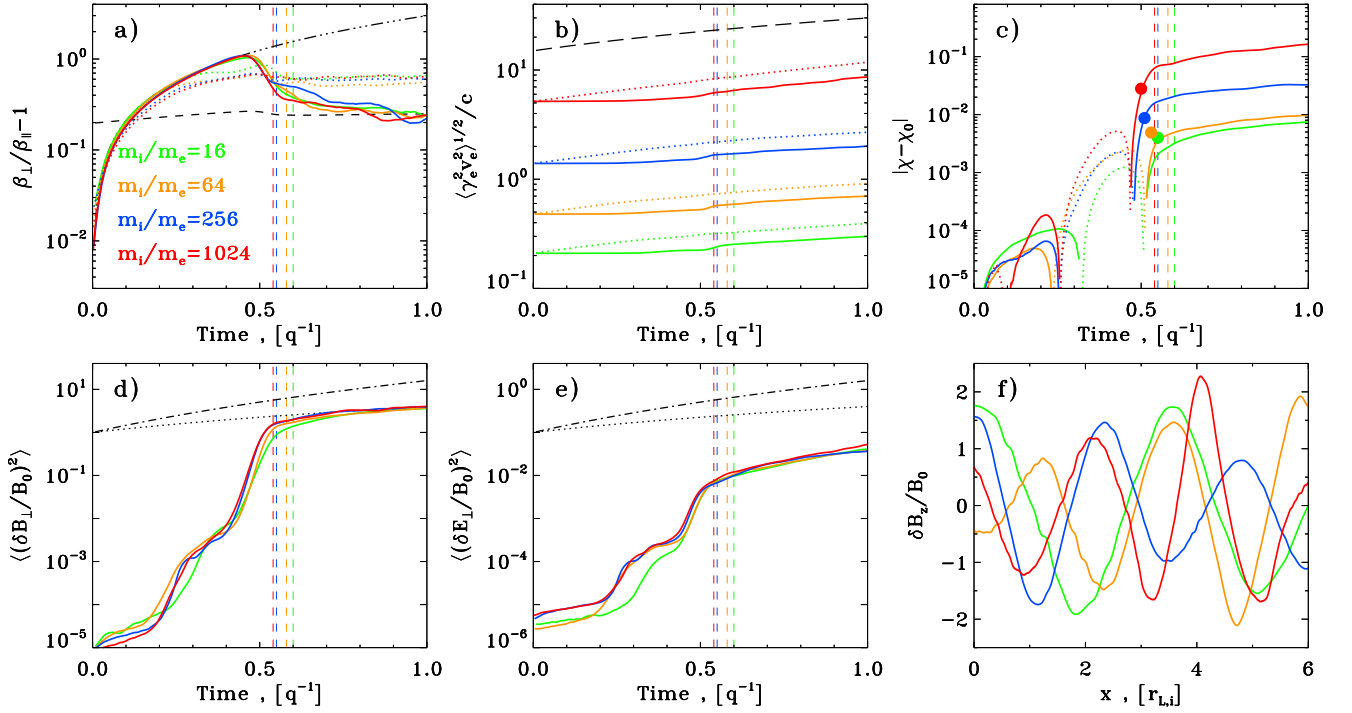


FIG. 6.— Temporal and spatial development of compression-driven instabilities, for $T_{0e}/T_{0i} = 10^{-1}$ and different choices of the mass ratio m_i/m_e , as detailed in the legend of panel (a). We fix $\beta_{0i} = 20$, $v_{A0i}/c = 0.05$ and $\omega_{0ci}/q = 100$. See the caption of Fig. 1 for details.

dominated by the mirror instability). The curves that describe the evolution of the magnetic and electric energy densities in ion cyclotron waves nearly overlap at $qt \gtrsim 0.4$ (panels (d) and (e), respectively), which suggests that the electron physics does not directly affect the growth of the ion cyclotron instability. Similarly, the dominant wavelength of ion cyclotron modes, normalized to the ion Larmor radius as in panel (f), does not depend on the mass ratio. On the other hand, the choice of mass ratio has an influence on the electron anisotropy (dotted lines in panel (a)) and on the efficiency of electron heating (panel (c)), as we now explain in detail.

For $T_{0e}/T_{0i} = 10^{-2}$ in Fig. 5, we find that the electron heating efficiency — as quantified by the parameter χ in Fig. 5(c) — drops as the mass ratio increases from $m_i/m_e = 4$ (green line) to $m_i/m_e = 16$ (orange line), and it remains constant for higher mass ratios (blue for $m_i/m_e = 64$ and red for $m_i/m_e = 256$). This trend corresponds to a change in the dominant mechanism of electron heating. For mass ratios as small as $m_i/m_e = 4$, most of the electron heating comes from the E-cross-B term in Eq. (25) (see the first row in Table 5). This term depends on the mass ratio as $\propto m_e/m_i$ (see Eq. (25)), so it gives poorer heating efficiencies for higher mass ratios, which explains the trend in Fig. 5(c). On the other hand, if $m_i/m_e = 16$ or higher, the physics of electron heating is primarily controlled by the combination of Eq. (23) and Eq. (24) (see Table 5), which are both independent of m_i/m_e . In turn, this explains why the heating efficiency is independent of mass ratio, for $m_i/m_e \geq 16$.⁹

In all cases, the results of our simulations (solid lines in Fig. 5(c)) are in excellent agreement with the predictions of our analytic model (filled circles in Fig. 5(c)). The electron anisotropy in Fig. 5(a) (dotted lines) provides support for one of the fundamental assumptions in our model, Eq. (21). In fact, we confirm that in all the cases where electron heating is controlled by terms that depend on the electron thermal content (i.e., Eqs. (23) and (24)), the electron anisotropy during the growth of the ion cyclotron instability stays at $\sim 5 A_{i,MS}$ independently of the mass ratio. It follows that Eq. (21) can be confidently employed in Eq. (13) to obtain Eq. (23). In Fig. 5(a), the only case that departs from this prediction is $m_i/m_e = 4$ (dotted green line), where indeed the electron heating process is different, being dominated by the E-cross-B term (see the first row in Table 5).

For a higher electron-to-ion temperature ratio ($T_{0e}/T_{0i} = 10^{-1}$ in Fig. 6), the growth of the ion cyclotron mode at $qt \simeq 0.5$ follows a phase dominated by electron whistler waves (see the minor bump at $qt \simeq 0.3$ in the magnetic and electric energy of panels (d) and (e), respectively). In this case, the electron anisotropy (dotted lines in Fig. 6(a)) stays at the threshold of marginal stability $A_{e,MS}$ of the electron whistler mode, see Eq. (22). This justifies our *ansatz* in Eq. (21), in the case $A_{e,MS} \leq 5 A_{i,MS}$. Pitch-angle scattering off whistler waves constrains the electron anisotropy both at $0.3 \lesssim qt \lesssim 0.5$, during the whistler phase, and also at $qt \gtrsim 0.5$, after the growth of the ion cyclotron in-

⁹ We remark that this conclusion only applies to non-relativistic electrons. If the electrons are ultra-relativistic, at fixed T_{0e}/T_{0i} the mean electron Lorentz factor $\langle \gamma_{0e} \rangle$ that appears in the change of the χ parameter (Eq. (26)) will scale as $\langle \gamma_{0e} \rangle \propto m_i/m_e$.

TABLE 5
FRACTIONAL CONTRIBUTIONS TO ELECTRON HEATING

Run	$\frac{\langle \Delta \gamma_{\theta B} - \Delta \gamma_{\text{curv}} \rangle}{\langle \Delta \gamma_{e,q} \rangle}$	$\frac{\langle \Delta \gamma_{\nabla B} \rangle}{\langle \Delta \gamma_{e,q} \rangle}$	$\frac{\langle \Delta \gamma_{E \times B} \rangle}{\langle \Delta \gamma_{e,q} \rangle}$
$m_i/m_e = 4$	0.22	0.04	0.74
$m_i/m_e = 16$	0.49	0.09	0.42
$m_i/m_e = 64$	0.72	0.13	0.15
$m_i/m_e = 256$	0.81	0.14	0.05

Note: We fix $\beta_{0i} = 20$, $\beta_{0e}/\beta_{0i} = 10^{-2}$, $v_{A0i}/c = 0.05$ and $\omega_{ci}/q = 100$.

TABLE 6
FRACTIONAL CONTRIBUTIONS TO ELECTRON HEATING

Run	$\frac{\langle \Delta \gamma_{\theta B} - \Delta \gamma_{\text{curv}} \rangle}{\langle \Delta \gamma_{e,q} \rangle}$	$\frac{\langle \Delta \gamma_{\nabla B} \rangle}{\langle \Delta \gamma_{e,q} \rangle}$	$\frac{\langle \Delta \gamma_{E \times B} \rangle}{\langle \Delta \gamma_{e,q} \rangle}$
$m_i/m_e = 16$	0.71	0.19	0.10
$m_i/m_e = 64$	0.76	0.21	0.03
$m_i/m_e = 256$	0.78	0.22	< 0.01
$m_i/m_e = 1024$	0.78	0.22	< 0.01

Note: We fix $\beta_{0i} = 20$, $\beta_{0e}/\beta_{0i} = 10^{-1}$, $v_{A0i}/c = 0.05$ and $\omega_{ci}/q = 100$.

stability. In fact, the minor wiggles superimposed over the ion cyclotron waves in Fig. 6(f) (e.g., see the orange line at $x/r_{L,i} \lesssim 2$) demonstrate that the whistler instability continues to operate at late times, on top of the dominant ion cyclotron mode.

As regard to electron heating for $T_{0e}/T_{0i} = 10^{-1}$ (see Fig. 6(c)), we find that the heating efficiency, as quantified by the χ parameter, is a monotonic function of m_i/m_e . Here, the physics of electron heating is dominated by the terms in Eqs. (23) and (24). In fact, Table 6 shows that the contribution of the E-cross-B term is always less than 10%, for the parameters explored in Fig. 6. Eqs. (23) and (24) do not explicitly depend on the mass ratio. Yet, at fixed T_{0e}/T_{0i} , the mean electron Lorentz factor $\langle \gamma_{0e} \rangle$ that appears in the increase of the χ parameter (Eq. (26)) will scale with mass ratio as $\langle \gamma_{0e} \rangle \propto m_i/m_e$, as soon as the electrons become ultra-relativistic. This explains why the increase in the χ parameter for the cases $m_i/m_e = 16$ and 64 is nearly identical (green and orange solid lines in Fig. 6(c), respectively), since the electrons are still non-relativistic. For $m_i/m_e = 256$ and 1024, the electrons are ultra-relativistic, and the change in the χ parameter scales as $\Delta \chi \propto \langle \gamma_{0e} \rangle \propto m_i/m_e$.

Finally, we point out that our model tends to overestimate the actual increase in the χ parameter for $m_i/m_e = 16$ and 64 (compare the green and orange lines with the corresponding filled circles in Fig. 6(c)). As we discuss in Appendix B, this is due to the energy lost by electrons to drive the growth of electron whistler waves. The value of $\chi - \chi_0$ becomes negative (dotted lines in Fig. 6(c)), so that the subsequent increase driven by the ion cyclotron instability falls short of our analytical prediction (which does not take into account the degree of electron cooling during the whistler phase). A similar effect has been discussed in Section 5.1.

6. SUMMARY AND DISCUSSION

In this work, the second of a series, we have investigated by means of PIC simulations how the efficiency of electron heating by ion velocity-space instabilities (more specifically, the ion cyclotron instability) depends on the physical conditions in low-luminosity two-temperature accretion flows. Pressure anisotropies are continuously generated in collisionless accretion flows due to the fluctuating magnetic fields associated with the non-linear stages of the magnetorotational instability (MRI, Balbus & Hawley 1991, 1998). Field amplifications induced by the MRI, coupled to the adiabatic invariance of the magnetic moments of charged particles, drive a temperature anisotropy $P_{\perp} > P_{\parallel}$ (relative to the local field), which relaxes via velocity-space instabilities.

In Paper I, we have developed a fully-kinetic method for studying velocity-space instabilities in a system where the field is continuously amplified. So, the anisotropy is constantly driven (as a result of the field amplification), rather than assumed as a prescribed initial condition, as in most earlier works. In our setup, the increase in magnetic field is driven by *compression*, but our results hold regardless of what drives the field amplification, so they can be equally applied to the case where velocity-space instabilities are induced by incompressible *shear* motions (as in Riquelme et al. 2014).

In Paper I we found that, for the values of ion plasma beta $\beta_{0i} \sim 5 - 30$ expected in the midplane of low-luminosity accretion flows (e.g., Sądowski et al. 2013), the dominant mode for $T_{0e}/T_{0i} \lesssim 0.2$ is the ion cyclotron instability, rather than the mirror instability. Since the wavevector of the ion cyclotron instability is aligned with the mean magnetic field, the relevant physics can be conveniently studied by means of 1D simulations, with the box aligned with the ordered field. In this work, we have studied with 1D PIC simulations the efficiency of electron heating by the ion cyclotron instability. Fully-kinetic simulations with mobile ions and a realistic mass ratio are required to capture at the same time electron-scale and ion-scale instabilities (in our setup, the electron whistler and ion cyclotron modes), as well as to properly describe the energy transfer from ions to electrons.

We have assessed the dependence of the electron heating efficiency on the initial ratio between electron and proton temperatures T_{0e}/T_{0i} , on the ion beta β_{0i} (namely, the ratio of ion thermal pressure to magnetic pressure), on the Alfvén speed v_{Ai0} , on the compression rate q (in units of the proton cyclotron frequency ω_{0ci}), and on the proton to electron mass ratio m_i/m_e , which we have explored up to realistic values. Our analysis does consistently allow for relativistic temperatures and thus it is possible to study the limit of non-relativistic ions and ultra-relativistic electrons that is of particular interest for two-temperature disk models.

Eqs. (23)-(25) emphasize how the various contributions to electron heating — whose physical origin has been described in Paper I — depend on flow conditions. Their sum gives the overall electron energy gain associated with the development of the ion cyclotron instability, and it represents the main result of this paper. Eqs. (23)-(25) show the explicit dependence of the electron energy gain on T_{0e}/T_{0i} , β_{0e} , β_{0i} and m_i/m_e , as based on the analytical model presented in Paper I and on the scalings

in Eqs. (19)-(21), that we have justified analytically (see Appendix A) and extensively validated with PIC simulations in this work. In addition, we find that our results do not explicitly depend on the Alfvén velocity v_{A0i} , as long as it is non-relativistic, and are weakly dependent on ω_{0ci}/q , as long as $\omega_{0ci}/q \gg 1$ ($\omega_{0ci}/q \sim 10^7$ in accretion flows, assuming that the timescale of turbulent eddies is comparable to the orbital time). The same weak dependence on $\omega_{0ci}/q \gg 1$ has been found in the shear-driven PIC simulations of velocity-space instabilities in electron-positron plasmas of Riquelme et al. (2014), as regard to the mirror instability.

Another important result of our work concerns the ion response to the ion cyclotron instability. We have assessed that, in our case of driven ion cyclotron instability, the magnetic energy in ion cyclotron waves in the saturated stage scales with the ion beta as $\langle \delta B_{\perp}^2 \rangle / \langle \mathbf{B} \rangle^2 \sim 0.07 \beta_{0i}^{0.5}$. Pitch-angle scattering off the ion cyclotron waves maintains the ion anisotropy at the threshold of marginal stability $[\beta_{i\perp}/\beta_{i\parallel} - 1]_{\text{MS}} \simeq 0.65/\beta_{i\parallel}^{0.4}$. Similarly, in the cases when the electron anisotropy exceeds the threshold for the electron whistler instability before the onset of the ion cyclotron mode, the electron anisotropy is constrained to follow the track of marginal stability $[\beta_{e\perp}/\beta_{e\parallel} - 1]_{\text{MS}} \simeq 0.55/\beta_{e\parallel}^{0.5}$ by efficient pitch-angle scattering off the electron whistler waves. These scalings had been widely investigated in the context of undriven velocity-space instabilities (i.e., where the anisotropy is prescribed as an initial condition, see Gary (1993) for a review), yet never with fully-kinetic simulations having mobile ions and a realistic mass ratio, as we employ in this work. In this work, we have estimated such scalings in the case that the ion cyclotron instability is induced by a continuous field amplification.

Our work has implications for the electron physics in two-temperature accretion flows. The electron energy gain associated with the growth of the ion cyclotron instability (see Eqs. (23)-(25)) can be incorporated in GRMHD simulations of low-luminosity accretion flows, by adding a source term to the electron thermal evolution. When coupled to cooling by radiation, this will provide a physically-grounded model for assessing the two-temperature nature of low-luminosity accretion flows like Sgr A* (e.g., Yuan & Narayan 2014). In this sense, our results provide solid evidence that the ion cyclotron instability has a tendency to equilibrate the ion and electron temperatures, in the regime $T_{0e}/T_{0i} \lesssim 0.2$ where the ion cyclotron instability dominates over the mirror mode.

The physics of electron heating at higher electron-to-ion temperature ratios (i.e., $T_{0e}/T_{0i} \gtrsim 0.2$) is beyond the scope of this work. In this regime, 2D simulations would be needed to assess the efficiency of electron heating by the mirror instability, whose wavevector is oblique with respect to the mean field. On the other hand, at such high electron temperatures ($T_{0e}/T_{0i} \gtrsim 0.3$), the threshold for the electron whistler instability is exceeded before the onset of the mirror mode, for the range of β_{0i} expected in accretion flows. As we have found in this work, the growing electron whistler waves will remove thermal energy from the electron population, resulting in net cooling. The relative role of electron cooling by the whistler instability and electron heating by the mirror mode at $T_{0e}/T_{0i} \gtrsim 0.2$ should be investigated with

2D simulations having $\omega_{0ci}/q \gg 1$, and it is deferred to a future work. It will be needed to complement the findings of this paper, which apply to $T_{0e}/T_{0i} \lesssim 0.2$.

Another important question that we have not addressed in this work is the generation of non-thermal electrons, whose emission is required for modeling the broad-band signature of Sgr A* (Yuan et al. 2003; Yuan & Narayan 2014; Lynn et al. 2014). Particle acceleration due to the development of anisotropy-driven instabilities is generally believed to be quite inefficient (e.g., Kennel & Petschek 1966), whereas other mechanisms — most notably, magnetic reconnection — might be more promising. PIC simulations of carefully designed systems will be needed to investigate the origin of non-thermal electrons in low-luminosity accretion flows.

We thank R. Narayan for useful discussions. L.S. is supported by NASA through Einstein Postdoctoral Fellowship grant number PF1-120090 awarded by the Chandra X-ray Center, which is operated by the Smithsonian Astrophysical Observatory for NASA under contract NAS8-03060. This work is supported in part by NASA via the TCAN award grant number NNX14AB47G. L.S. gratefully acknowledges access to the PICSciE-OIT High Performance Computing Center and Visualization Laboratory at Princeton University. The simulations were also performed on XSEDE resources under contract No. TG-AST120010, and on NASA High-End Computing (HEC) resources through the NASA Advanced Supercomputing (NAS) Division at Ames Research Center.

APPENDIX

A. THE ELECTROMAGNETIC FIELDS AT SATURATION

In this appendix, we assess how the saturation amplitude of the electromagnetic fields (i.e., at the end of the phase of exponential growth) depends on flow conditions, for both the ion cyclotron instability and the electron whistler instability. As we show below, the physics of field saturation is different in our setup, where the anisotropy is constantly driven, with respect to the case of undriven systems explored by, e.g., Gary et al. (1993); Gary & Winske (1993). Our goal is only to provide approximate scalings, and we refer to, e.g., Gary & Feldman (1978) or Gary & Tokar (1985) (see also Hamasaki & Krall 1973; Yoon 1992; Hellinger et al. 2009, 2013) for a detailed analysis of the evolution of the electromagnetic fields beyond the exponential phase.

At the end of the exponential phase, the magnitude of the magnetic fields has to be large enough such that efficient pitch-angle scattering drives the particle anisotropy back to marginal stability. In other words, the scattering frequency ν_{scatt} in the fields of the unstable modes will be counter-acting the overall effect of field amplification, which feeds the anisotropy. Following Braginskii (1965) (see also Schekochihin et al. 2008; Rosin et al. 2011; Kunz et al. 2014), it is required that

$$\nu_{\text{scatt}} \sim \frac{1}{\beta_{\perp}/\beta_{\parallel} - 1} \frac{d \ln |\langle \mathbf{B} \rangle|}{dt}, \quad (\text{A1})$$

where $|\langle \mathbf{B} \rangle| \propto (1 + qt)^2$ is the magnitude of the ordered field. The scattering is provided by pitch-angle diffusion in the electromagnetic fields of the growing instabil-

ity (e.g., Kennel & Petschek 1966; Blandford & Eichler 1987; Devine et al. 1995), so that

$$\nu_{\text{scatt}} \sim \left(\frac{\lambda}{r_{L,\delta B}} \right)^2 \frac{v}{\lambda}, \quad (\text{A2})$$

where λ is the wavelength of the relevant instability, $r_{L,\delta B}$ is the characteristic particle Larmor radius in the magnetic field $\langle \delta B_{\perp}^2 \rangle^{1/2}$ of the unstable waves and v is the characteristic particle velocity. In the expression above, $(r_{L,\delta B}/\lambda)^2 \gg 1$ is the number of scatterings required for a deflection of $\sim \pi/2$, whereas λ/v is the characteristic duration of each scattering event.

Eq. (A1) and Eq. (A2) hold for both the ion cyclotron instability and the electron whistler instability. We first focus on the ion cyclotron instability. At marginal stability, its characteristic wavelength and phase speed are respectively $\lambda_i \simeq 2\pi A_{i,\text{MS}}^{-1} c/\omega_{\text{pi}}$ and $\omega_i/k_i \simeq v_{Ai}$ (e.g., Kennel & Petschek 1966; Davidson & Ogden 1975; Yoon 1992; Yoon et al. 2010), where we have taken the limit $A_{i,\text{MS}} \simeq 0.65/\beta_{i\parallel}^{0.4} \ll 1$ appropriate for $\beta_i \gg 1$. For the parameters relevant in accretion flows, ions will be non-relativistic. Their characteristic velocity is the thermal speed $\langle v_i \rangle \simeq \sqrt{3k_B T_i/m_i}$, and their Larmor radius in the turbulent fields is $r_{Li,\delta B} \simeq m_i \langle v_i \rangle c / e \langle \delta B_{\perp}^2 \rangle^{1/2}$.¹⁰ By equating Eq. (A1) and Eq. (A2), we find

$$\frac{\langle \delta B_{\perp}^2 \rangle}{|\langle \mathbf{B} \rangle|^2} \propto \beta_{0i}^{1/2}. \quad (\text{A3})$$

Here, we have neglected any explicit time dependence (e.g., we have used the initial ion beta β_{0i}), since our goal is to assess the approximate scalings of the fields at the end of the exponential phase, and not to describe the subsequent secular phase. From Maxwell's equations, the magnitude of the electric fields at saturation will be

$$\frac{\langle \delta E_{\perp}^2 \rangle}{|\langle \mathbf{B} \rangle|^2} \sim \left(\frac{\omega_i}{k_i c} \right)^2 \frac{\langle \delta B_{\perp}^2 \rangle}{|\langle \mathbf{B} \rangle|^2} \propto \frac{v_{A0i}^2}{c^2} \beta_{0i}^{1/2}. \quad (\text{A4})$$

where v_{A0i} is the Alfvén velocity at the initial time. The scalings in Eq. (A2) and (A3) have been extensively checked in the main body of the paper.

A similar argument can be put forward for the electron whistler instability. At marginal stability, the characteristic wavelength and phase speed are respectively $\lambda_e \simeq 2\pi A_{e,\text{MS}}^{-1/2} c/\omega_{\text{pe}}$ and $\omega_e/k_e \simeq c A_{e,\text{MS}}^{1/2} (A_{e,\text{MS}} + 1)^{-1} \omega_{ce}/\omega_{\text{pe}}$ (Kennel & Petschek 1966; Ossakow et al. 1972b,a; Yoon & Davidson 1987; Yoon et al. 2011; Bashir et al. 2013), where the electron anisotropy at marginal stability is $A_{e,\text{MS}} \simeq 0.55/\beta_{e\parallel}^{0.5}$. Since we account for the possibility that electrons are ultra-relativistic, the proper definitions of the electron cyclotron frequency and plasma frequency are $\omega_{ce} = e|\langle \mathbf{B} \rangle|/\langle \gamma_e \rangle m_e c$ and $\omega_{\text{pe}} = \sqrt{4\pi n e^2 / \langle \gamma_e \rangle m_e}$, respectively

¹⁰ Since the characteristic wavelength of the ion cyclotron mode is $\lambda_i \sim A_{i,\text{MS}}^{-1} c/\omega_{\text{pi}} \sim \beta_i^{0.4} c/\omega_{\text{pi}}$ and the Larmor radius in the turbulent fields is $r_{Li,\delta B} \sim \beta_i^{1/2} |\langle \mathbf{B} \rangle| \langle \delta B_{\perp}^2 \rangle^{-1/2} c/\omega_{\text{pi}}$, it is straightforward to derive that the assumption $(r_{Li,\delta B}/\lambda_i)^2 \gg 1$ implicit in Eq. (A2) is equivalent to $\langle \delta B_{\perp}^2 \rangle / |\langle \mathbf{B} \rangle|^2 \ll 1$, which is indeed satisfied for the parameters explored in this work.

smaller by a factor of $\langle \gamma_e \rangle$ and of $\langle \gamma_e \rangle^{1/2}$ than the non-relativistic formulae. The electron Larmor radius in the turbulent fields will be $r_{Le,\delta B} \simeq \langle p_e \rangle c / e \langle \delta B_{\perp}^2 \rangle^{1/2}$, where $\langle p_e \rangle$ is the characteristic electron thermal momentum. By equating Eq. (A1) and Eq. (A2), we obtain

$$\frac{\langle \delta B_{\perp}^2 \rangle}{|\langle \mathbf{B} \rangle|^2} \propto \sqrt{\frac{\beta_{0e}}{A_{e,MS}}} \frac{m_e \langle \gamma_{0e} \rangle}{m_i}, \quad (\text{A5})$$

where the electron anisotropy should be evaluated at marginal stability, so $A_{e,MS} \propto \beta_{0e}^{-0.5}$. We notice that the strength of the fields resulting from the electron whistler instability is independent of mass ratio (everything else being fixed) only if the initial electron temperature is $k_B T_{0e} / m_e c^2 \gg 1$ (i.e., ultra-relativistic electrons), so that the electron Lorentz factor is $\langle \gamma_{0e} \rangle \simeq 3 k_B T_{0e} / m_e c^2$. The energy in the electric fields will be

$$\frac{\langle \delta E_{\perp}^2 \rangle}{|\langle \mathbf{B} \rangle|^2} \sim \left(\frac{\omega_e}{k_e c} \right)^2 \frac{\langle \delta B_{\perp}^2 \rangle}{|\langle \mathbf{B} \rangle|^2} \quad (\text{A6})$$

$$\propto \frac{v_{A0e}^2}{c^2} \frac{\sqrt{A_{e,MS} \beta_{0e}}}{(A_{e,MS} + 1)^2} \frac{m_e \langle \gamma_{0e} \rangle}{m_i}, \quad (\text{A7})$$

where the electron Alfvén velocity at the initial time is defined as $v_{A0e}/c \equiv \omega_{0ce}/\omega_{0pe} = |\mathbf{B}_0| / \sqrt{4\pi \langle \gamma_{0e} \rangle n_0 m_e c^2}$.¹¹ We have explicitly checked the scalings in Eq. (A5) and Eq. (A7) by running a set of dedicated simulations of the compression-driven whistler instability, in which the ion physics was artificially suppressed by considering infinitely massive ions. Our results will be reported elsewhere.

B. ELECTRON COOLING BY THE WHISTLER INSTABILITY

During the development of the electron whistler instability, the free energy available in the compression-induced electron anisotropy mediates the growth of whistler waves. The electric component of the waves is sub-dominant with respect to the magnetic component, as shown in Fig. 1 and Fig. 6 (compare panels (d) and (e)). The growth of the wave magnetic energy will result in cooling of the electron population. The fraction of electron energy lost during the exponential growth of the whistler instability can be estimated from Eq. (A5), assuming energy conservation. This is a good approximation during the exponential phase of the instability, which is much shorter than the characteristic compression time $\sim q^{-1}$, so one can neglect the energy injected into the system by compression.

However, the energy content of the electron population — as quantified by the χ parameter in Fig. 1(c) — keeps decreasing after the exponential growth has terminated. In this Appendix, we demonstrate that such apparent electron cooling, and the associated characteristic evolution of the χ parameter (see the dotted lines in Fig. 1(c) and Fig. 6(c)) is just a result of the requirement that the electron distribution stays at marginal stability, after the

¹¹ Clearly, our discussion only applies if $v_{A0e}/c \ll 1$. Otherwise, the proper definition of the Alfvén speed will be $v_{A0e}/c = \sqrt{\sigma_{0e}/(1 + \sigma_{0e})}$, where $\sigma_{0e} = |\mathbf{B}_0|^2 / 4\pi(n_0 m_e c^2 + w_{0e})$ is the electron effective magnetization, and w_{0e} is the electron enthalpy per unit volume measured at the initial time.

¹² In this section, for ease of notation we neglect the subscript “e” to indicate electrons.

¹³ As a side note, we remark that the scalings we have just found should also describe the evolution of the ion population after the saturation of the ion cyclotron instability.

end of the exponential phase of whistler growth.

Let us consider the equation for the evolution of the mean electron energy¹²

$$\frac{d\langle \gamma - 1 \rangle c^2}{dt} = \frac{2q}{(1+qt)} \langle \gamma v_{\perp}^2 \rangle - \frac{e}{m_e} \langle \mathbf{E} \cdot \mathbf{v} \rangle \quad (\text{B1})$$

After the exponential phase of the whistler instability, the right hand side of Eq. (B1) is dominated by the compression term. Since $(\gamma - 1)c^2 = \gamma^2 v^2 / (\gamma + 1)$,

$$\left\langle \frac{\gamma}{\gamma + 1} \frac{d\gamma v^2}{dt} \right\rangle = \frac{2q}{(1+qt)} \langle \gamma v_{\perp}^2 \rangle, \quad (\text{B2})$$

where we have neglected the term with $d[\gamma/(\gamma + 1)]/dt$ since it vanishes for both non-relativistic and ultra-relativistic electrons. At the threshold of marginal stability for the electron whistler instability we have

$$\frac{\langle \gamma v_{\perp}^2 \rangle}{\langle \gamma v_{\parallel}^2 \rangle} - 1 \simeq \frac{0.55}{\beta_{e\parallel}^{0.5}}, \quad (\text{B3})$$

which, in the simplifying limit $\beta_{e\parallel} \gg 1$ (which, however, is not always realized for our parameters), yields $\langle \gamma v_{\perp}^2 \rangle \simeq \langle \gamma v_{\parallel}^2 \rangle \simeq \langle \gamma v^2 \rangle / 3$. From Eq. (B2), we then find that $\langle \gamma v^2 \rangle \propto (1+qt)^{4/3}$ in the non-relativistic limit $\langle \gamma - 1 \rangle \ll 1$. In the ultra-relativistic limit $\langle \gamma \rangle \gg 1$, we obtain $\langle \gamma v^2 \rangle \propto (1+qt)^{2/3}$. The results in the two opposite limits can be condensed in a unique scaling for the average electron momentum, such that $\langle \gamma^2 v^2 \rangle \propto (1+qt)^{4/3}$ for both non-relativistic and ultra-relativistic electrons.¹³

So far, we have described the evolution of the electron population, after the saturation of the electron whistler instability, but before the onset of the ion cyclotron instability. Thus, the ions are still evolving according to compression alone, so that $\langle p_i^2 \rangle = \langle p_{0i}^2 \rangle [1 + 2(1+qt)^2] / 3$. On the other hand, the electrons, which are constrained to remain at marginal stability, will evolve as $\langle p_e^2 \rangle = \langle p_{\text{exp}}^2 \rangle (1+qt)^{4/3} / (1+qt_{\text{exp}})^{4/3}$, where the subscript “exp” refers here to the end of the exponential phase of whistler growth. It follows that the χ parameter, after the saturation of the whistler instability and before the growth of the ion cyclotron mode, will evolve as

$$\chi \propto \frac{(1+qt)^{4/3}}{1 + 2(1+qt)^2}, \quad (\text{B4})$$

which, in the limit $(1+qt) \gtrsim 1$, results in apparent cooling towards $\chi \rightarrow 0$. If the whistler instability grows much earlier than the ion cyclotron instability, the parameter $\chi - \chi_0$ will then saturate at $-\chi_0$. We have explicitly checked this prediction, as well as the temporal scaling in Eq. (B4), by running a set of dedicated simulations of the compression-driven whistler instability, where the ions are artificially chosen to have infinite mass, so that they cannot participate in the electron whistler instability. Our results will be reported elsewhere.

REFERENCES

- Balbus, S. A. & Hawley, J. F. 1991, *ApJ*, 376, 214
—, 1998, *Reviews of Modern Physics*, 70, 1
- Bale, S. D., Kasper, J. C., Howes, G. G., Quataert, E., Salem, C., & Sundkvist, D. 2009, *Physical Review Letters*, 103, 211101
- Bashir, M. F., Zaheer, S., Iqbal, Z., & Murtaza, G. 2013, *Physics Letters A*, 377, 2378
- Begelman, M. C. & Chiueh, T. 1988, *ApJ*, 332, 872
- Bisnovatyi-Kogan, G. S. & Lovelace, R. V. E. 1997, *ApJ*, 486, L43
- Blackman, E. G. 1999, *MNRAS*, 302, 723
- Blandford, R. & Eichler, D. 1987, *Phys. Rep.*, 154, 1
- Braginskii, S. I. 1965, *Reviews of Plasma Physics*, 1, 205
- Buneman, O. 1993, in “Computer Space Plasma Physics”, Terra Scientific, Tokyo, 67
- Cranmer, S. R., Matthaeus, W. H., Breech, B. A., & Kasper, J. C. 2009, *ApJ*, 702, 1604
- Cranmer, S. R. & van Ballegoijen, A. A. 2012, *ApJ*, 754, 92
- Davidson, R. C. & Ogden, J. M. 1975, *Physics of Fluids*, 18, 1045
- Devine, P. E., Chapman, S. C., & Eastwood, J. W. 1995, *J. Geophys. Res.*, 100, 17189
- Gary, S. P. 1993, *Theory of Space Plasma Microinstabilities*
- Gary, S. P. & Feldman, W. C. 1978, *Physics of Fluids*, 21, 72
- Gary, S. P. & Karimabadi, H. 2006, *Journal of Geophysical Research (Space Physics)*, 111, 11224
- Gary, S. P. & Lee, M. A. 1994, *Journal of Geophysical Research*, 99, 11297
- Gary, S. P., McKean, M. E., & Winske, D. 1993, *J. Geophys. Res.*, 98, 3963
- Gary, S. P., McKean, M. E., Winske, D., Anderson, B. J., Denton, R. E., & Fuselier, S. A. 1994, *J. Geophys. Res.*, 99, 5903
- Gary, S. P., Montgomery, M. D., Feldman, W. C., & Forslund, D. W. 1976, *J. Geophys. Res.*, 81, 1241
- Gary, S. P. & Tokar, R. L. 1985, *J. Geophys. Res.*, 90, 65
- Gary, S. P. & Wang, J. 1996, *Journal of Geophysical Research*, 101, 10749
- Gary, S. P., Wang, J., Winske, D., & Fuselier, S. A. 1997, *Journal of Geophysical Research*, 102, 27159
- Gary, S. P. & Winske, D. 1993, *J. Geophys. Res.*, 98, 9171
- Gary, S. P., Yin, L., & Winske, D. 2000, *Geophys. Res. Lett.*, 27, 2457
- Ghavamian, P., Laming, J. M., & Rakowski, C. E. 2007, *ApJ*, 654, L69
- Hamasaki, S. & Krall, N. A. 1973, *Physics of Fluids*, 16, 145
- Hasegawa, A. 1969, *Physics of Fluids*, 12, 2642
- Hellinger, P., Kuznetsov, E. A., Passot, T., Sulem, P. L., & Trávníček, P. M. 2009, *Geophys. Res. Lett.*, 36, 6103
- Hellinger, P., Passot, T., Sulem, P.-L., & Trávníček, P. M. 2013, *Physics of Plasmas*, 20, 122306
- Hellinger, P. & Trávníček, P. 2005, *Journal of Geophysical Research (Space Physics)*, 110, 4210
- Hellinger, P., Trávníček, P., Kasper, J. C., & Lazarus, A. J. 2006, *Geophys. Res. Lett.*, 33, 9101
- Hoshino, M. 2013, *ApJ*, 773, 118
- Ichimaru, S. 1977, *ApJ*, 214, 840
- Kasper, J. C., Lazarus, A. J., & Gary, S. P. 2002, *Geophys. Res. Lett.*, 29, 1839
- Kasper, J. C., Lazarus, A. J., Steinberg, J. T., Ogilvie, K. W., & Szabo, A. 2006, *Journal of Geophysical Research (Space Physics)*, 111, 3105
- Kennel, C. F. & Petschek, H. E. 1966, *J. Geophys. Res.*, 71, 1
- Kivelson, M. G. & Southwood, D. J. 1996, *J. Geophys. Res.*, 101, 17365
- Kunz, M. W., Schekochihin, A. A., & Stone, J. M. 2014, *Physical Review Letters*, 112, 205003
- Lynn, J. W., Quataert, E., Chandran, B. D. G., & Parrish, I. J. 2014, *ApJ*, 791, 71
- Lyutikov, M. 2007, *ApJ*, 668, L1
- Marsch, E. 2012, *Space Science Reviews*, 172, 23
- Maruca, B. A., Kasper, J. C., & Bale, S. D. 2011, *Physical Review Letters*, 107, 201101
- Maruca, B. A., Kasper, J. C., & Gary, S. P. 2012, *ApJ*, 748, 137
- Matteini, L., Hellinger, P., Goldstein, B. E., Landi, S., Velli, M., & Neugebauer, M. 2013, *Journal of Geophysical Research (Space Physics)*, 118, 2771
- Matteini, L., Landi, S., Hellinger, P., Pantellini, F., Maksimovic, M., Velli, M., Goldstein, B. E., & Marsch, E. 2007, *Geophys. Res. Lett.*, 34, 20105
- Medvedev, M. V. 2000, *ApJ*, 541, 811
- Melzani, M., Winisdoerffer, C., Walder, R., Folini, D., Favre, J. M., Krastanov, S., & Messmer, P. 2013, *A&A*, 558, A133
- Morlino, G., Bandiera, R., Blasi, P., & Amato, E. 2012, *ApJ*, 760, 137
- Mościbrodzka, M., Shiokawa, H., Gammie, C. F., & Dolence, J. C. 2012, *ApJ*, 752, L1
- Narayan, R., Mahadevan, R., Grindlay, J. E., Popham, R. G., & Gammie, C. 1998, *ApJ*, 492, 554
- Narayan, R. & Yi, I. 1995, *ApJ*, 452, 710
- Narayan, R., Yi, I., & Mahadevan, R. 1995, *Nature*, 374, 623
- Ossakow, S. L., Haber, I., & Ott, E. 1972a, *Physics of Fluids*, 15, 1538
- Ossakow, S. L., Ott, E., & Haber, I. 1972b, *Physics of Fluids*, 15, 2314
- Quataert, E. 1998, *ApJ*, 500, 978
- Quataert, E. & Gruzinov, A. 1999, *ApJ*, 520, 248
- Rakowski, C. E. 2005, *Advances in Space Research*, 35, 1017
- Rees, M. J., Begelman, M. C., Blandford, R. D., & Phinney, E. S. 1982, *Nature*, 295, 17
- Riquelme, M., Quataert, E., & Verscharen, D. 2014, *ArXiv e-prints*
- Riquelme, M. A., Quataert, E., Sharma, P., & Spitkovsky, A. 2012, *ApJ*, 755, 50
- Rosin, M. S., Schekochihin, A. A., Rincon, F., & Cowley, S. C. 2011, *MNRAS*, 413, 7
- Santos-Lima, R., de Gouveia Dal Pino, E. M., Kowal, G., Falceta-Gonçalves, D., Lazarian, A., & Nakwacki, M. S. 2014, *ApJ*, 781, 84
- Sądowski, A., Sironi, L., Abarca, D., Guo, X., Özel, F., & Narayan, R. 2013, *MNRAS*, 432, 478
- Schekochihin, A. A., Cowley, S. C., Kulsrud, R. M., Hammett, G. W., & Sharma, P. 2005, *ApJ*, 629, 139
- Schekochihin, A. A., Cowley, S. C., Kulsrud, R. M., Rosin, M. S., & Heinemann, T. 2008, *Physical Review Letters*, 100, 081301
- Schlickeiser, R. & Skoda, T. 2010, *ApJ*, 716, 1596
- Seough, J., Yoon, P. H., Kim, K.-H., & Lee, D.-H. 2013, *Physical Review Letters*, 110, 071103
- Sharma, P., Quataert, E., Hammett, G. W., & Stone, J. M. 2007, *ApJ*, 667, 714
- Sironi, L. & Giannios, D. 2014, *ApJ*, 787, 49
- Sironi, L. & Spitkovsky, A. 2014, *ApJ*, 783, L21
- Sironi, L., Spitkovsky, A., & Arons, J. 2013, *ApJ*, 771, 54
- Southwood, D. J. & Kivelson, M. G. 1993, *J. Geophys. Res.*, 98, 9181
- Spitkovsky, A. 2005, in *AIP Conf. Ser.*, Vol. 801, *Astrophysical Sources of High Energy Particles and Radiation*, ed. T. Bulik, B. Rudak, & G. Madejski, 345
- Xu, Y.-D., Narayan, R., Quataert, E., Yuan, F., & Baganoff, F. K. 2006, *ApJ*, 640, 319
- Yoon, P. H. 1992, *Physics of Fluids B*, 4, 3627
- Yoon, P. H. & Davidson, R. C. 1987, *Phys. Rev. A*, 35, 2619
- Yoon, P. H. & Seough, J. 2012, *Journal of Geophysical Research (Space Physics)*, 117, 8102
- Yoon, P. H., Seough, J. J., Khim, K. K., Kim, H., Kwon, H.-J., Park, J., Park, S., & Park, K. S. 2010, *Physics of Plasmas*, 17, 082111
- Yoon, P. H., Seough, J. J., Lee, J., An, J., & Lee, J. O. 2011, *Physics of Plasmas*, 18, 102103
- Yuan, F. & Narayan, R. 2014, *ARA&A*, 52, 529
- Yuan, F., Quataert, E., & Narayan, R. 2003, *ApJ*, 598, 301