

PERMUTATION SORTING AND A GAME ON GRAPHS

C.L. JANSEN⁽¹⁾, M. SCHEEPERS^{(2),*}, S.L. SIMON⁽³⁾, AND E. TATUM⁽⁴⁾

ABSTRACT. We introduce a game on graphs. By a theorem of Zermelo, each instance of the game on a finite graph is determined. While the general decision problem on which player has a winning strategy in a given instance of the game is unsolved, we solve the decision problem for a specific class of finite graphs. This result is then applied to a permutation sorting game to prove the optimality of a proportional bound under which TWO has a winning strategy.

Permutation sorting by block interchanges, also called *swaps*, has been studied before [3]. A constrained version of the block interchange sorting operation on permutations has been postulated to perform steps in decrypting the ciliate micronuclear genome to establish a new macronuclear genome [6]. We shall refer to this constrained block interchange operation, defined later, by the name **cds** (for context directed swap). Though any permutation is sortable by arbitrary block interchanges, not all finite permutations are sortable by **cds**. For any permutation repeated applications of **cds** produce a permutation to which **cds** no longer applies, called a **cds** fixed point. For a positive integer n there are n **cds** fixed points in S_n , the set of permutations of $\{1, 2, \dots, n\}$. From this point on we consider only permutations in S_n for some n .

Two fundamental graph structures associated with a permutation encode the permutation's properties in connection with the **cds** sorting operation. One is the *cycle graph* introduced in [2], and the other is the *overlap graph* that was introduced in [5] - see also [7].

The cycle graph keeps track of the status of a permutation in terms of being sorted by block interchanges. Christie [3] used the cycle graph to compute the minimum number of *arbitrary* swaps required to sort a permutation. The cycle graph is also instrumental in the (linear time) characterization of **cds**-sortable of a permutation, derived in Theorem 2.5 of [1]. This characterization shows that for a **cds** sortable permutation π only the identity permutation is a fixed point for applications of **cds** to π .

A new phenomenon emerges when π is not **cds** sortable: Several fixed points may result from applications of **cds** to π . In [1] the *strategic pile*¹ of π , a structure encoded by the cycle graph of π , was discovered. The strategic pile determines the various fixed points that are achievable as results of **cds** operations.

For **cds**-non-sortable permutations variability in achievable fixed points suggests combinatorial games. The following game, played by players ONE and TWO, was introduced in [1]: A **cds** non-sortable permutation $\pi \in S_n$ and a subset A of its strategic pile P are given. The game $CDS(\pi, A)$ proceeds as follows: π is the initial permutation. Starting with ONE the players alternate applying a **cds** operation to the current permutation. The game ends when a **cds** fixed point is reached. If the code for this fixed point, necessarily a member of the strategic pile P , is a member of A , then ONE wins. Else, TWO wins. Note that the length of the game is bounded by n . Zermelo's Theorem [8] implies that for each π and A some player has a winning strategy in the game $CDS(\pi, A)$. No efficient criterion for deciding from π and A which player has a winning strategy is known. In Theorem 4.4 of [1] it was shown that if $|A| \leq \frac{1}{4}|P| - 2$, then TWO has a winning strategy and if $|A| \geq \frac{3}{4}|P|$, then ONE has a winning strategy. We use an end-game analysis in Section 5 below to give more precise bounds in terms of the value of $|P| \pmod{4}$.

The exhibited winning strategies simply exploited the winning player's numerical advantage only, suggesting that with a deeper analysis of available moves these two numerical bounds could be vastly improved. The overlap graph keeps track of the availability of **cds** moves. Understanding the effect on the corresponding overlap graph when **cds** is applied to a permutation is instrumental in such an analysis. We uncovered the graph transformation, denoted **gcds**, that captures the effect of applying a **cds** sorting operation to the corresponding permutation. To our knowledge this graph transformation is described here for the first time.

Date: June 2, 2021.

2010 Mathematics Subject Classification. 05A05, 05C57, 91A43, 91A46, 05C85, 05C90.

Key words and phrases. Permutation sorting, context directed block interchanges, overlap graph, games.

¹The strategic pile will be defined in Section 2.

The transformation **gcds** is applicable to any graph with a nonempty set of edges - not only to the overlap graph of a permutation. We introduce a two-player game based on **gcds**. For finite graphs Zermelo's theorem implies that one of the players has a winning strategy. We have not solved the decision problem² of which player has a winning strategy. However, in Theorem 5 we describe a class of graphs for which it is known which player has a winning strategy. Applying this new information to overlap graphs of permutations, we prove in Theorem 9 that for each $n > 4$ that is a multiple of 4 there is a permutation π of n symbols such that the strategic pile P has $n - 1$ elements and yet for some set $A \subseteq P$ with $|A| = \frac{|P|-3}{4} + 1$, player ONE has a winning strategy in the game $CDS(\pi, A)$. This result shows that at least in one case the bounds we obtained from an end-game analysis cannot be improved.

Our paper is organized as follows: In Section 1 we establish basic terminology and notation. In Section 2 we record important features of the *cycle graph* of **cds** non-sortable permutations. In Section 3 we introduce the overlap graph of a permutation. In Section 4 we introduce the new graph transformation **gcds**. In Section 5 we introduce a **gcds**-based game on finite graphs. In Section 6 we identify a class of graphs for which we know which player has a winning strategy. The findings from Section 6 are used in Section 7 to prove Theorem 9.

1. NOTATION AND TERMINOLOGY

For n a positive integer the permutations in the symmetric group S_n are the one-to-one functions from the set $\{1, 2, \dots, n\}$ to itself. For permutation α the notation $\alpha = [a_1, \dots, a_n]$ denotes that α maps a_i to i . To define the *context directed swap* sorting operation, **cds**, we define the notion of a pointer: Consider the entry a_i of α and suppose a_i is the positive integer k . Then the *head pointer*, or simply *head* of a_i is the ordered pair $(k, k + 1)$, while the *tail pointer*, or simply *tail*, of a_i is the ordered pair $(k - 1, k)$. We use the notation $\alpha = [a_1, a_2, \dots, \underbrace{a_i}_{(k-1, k)}, \dots, a_j, \dots, a_n]$ to emphasize pointer locations.

For pointers $p = (x, x + 1)$ and $q = (y, y + 1)$ of α we say that p and q *interlock* when p and q appear in the order $p \dots q \dots p \dots q$, or in the order $q \dots p \dots q \dots p$. We leave $\mathbf{cds}_{p,q}(\alpha)$ undefined when p and q do not interlock. If p and q interlock we define the permutation $\beta = \mathbf{cds}_{p,q}(\alpha)$ as follows:

Case 1: If $\alpha = [\dots, a, \underbrace{p\mathbf{x} + 1, \mathbf{b}, \dots, \mathbf{c}, \mathbf{y}_q, d, \dots, e, x_p, \mathbf{f}, \dots, \mathbf{g}, qy + 1, h, \dots}]$, define

$$\beta = \mathbf{cds}_{p,q}(\alpha) = [\dots, a, \underbrace{\mathbf{f}, \dots, \mathbf{g}}_{II}, d, \dots, e, x_p, \underbrace{p\mathbf{x} + 1, \mathbf{b}, \dots, \mathbf{c}, \mathbf{y}_q, qy + 1, h, \dots}_I]$$

Case 2: If $\alpha = [\dots, a, x_p, \underbrace{\mathbf{b}, \dots, \mathbf{c}, \mathbf{y}_q, d, \dots, e, p\mathbf{x} + 1, \mathbf{f}, \dots, \mathbf{g}, qy + 1, h, \dots}]$, define

$$\beta = \mathbf{cds}_{p,q}(\alpha) = [\dots, a, x_p, \underbrace{p\mathbf{x} + 1, \mathbf{f}, \dots, \mathbf{g}}_{II}, d, \dots, e, \underbrace{\mathbf{b}, \dots, \mathbf{c}, \mathbf{y}_q, qy + 1, h, \dots}_I]$$

Case 3: If $\alpha = [\dots, a, x_p, \underbrace{\mathbf{b}, \dots, \mathbf{c}, qy + 1, d, \dots, e, p\mathbf{x} + 1, \mathbf{f}, \dots, \mathbf{g}, \mathbf{y}_q, h, \dots}]$, define

$$\beta = \mathbf{cds}_{p,q}(\alpha) = [\dots, a, x_p, \underbrace{p\mathbf{x} + 1, \mathbf{f}, \dots, \mathbf{g}, \mathbf{y}_q, qy + 1, d, \dots, e, \mathbf{b}, \dots, \mathbf{c}, h, \dots}_I]$$

Case 4: If $\alpha = [\dots, a, \underbrace{p\mathbf{x} + 1, \mathbf{b}, \dots, \mathbf{c}, qy + 1, d, \dots, e, x_p, \mathbf{f}, \dots, \mathbf{g}, \mathbf{y}_q, h, \dots}]$, define

$$\beta = \mathbf{cds}_{p,q}(\alpha) = [\dots, a, \underbrace{\mathbf{f}, \dots, \mathbf{g}, \mathbf{y}_q, qy + 1, d, \dots, e, x_p, p\mathbf{x} + 1, \mathbf{b}, \dots, \mathbf{c}, h, \dots}_I]$$

Pointers p and q no longer interlock in β . The symmetric group S_n has n elements to which **cds** does not apply, namely the identity permutation and for each $k < n$, the permutation $[k + 1, \dots, n - 1, n, 1, 2, \dots, k - 1, k]$. These are the **cds** fixed points in S_n .

²In stating decision problems we shall follow established format popularized by [4].

As an example we perform $\mathbf{cds}_{(3,4),(6,7)}$ on $\beta = [3, 6, 5, 2, 4, 8, 1, 7]$: Label β with the relevant pointers: $\beta = [3_{(3,4)}, 6_{(6,7)}, 5, 2, (3,4)4, 8, 1, (6,7)7]$. Performing the swap yields $\delta = [3, 4, 8, 1, 5, 2, 6, 7]$. Both 3 and 4 and 6 and 7 are now adjacent in δ and pointers (3, 4) and (6, 7) no longer interlock.

2. CYCLE GRAPHS AND THE STRATEGIC PILE

The *cycle graph* of a permutation $\alpha \in S_n$ is constructed as follows: The vertices of the graph are the numbers 0 through $n + 1$. Directed dotted edges are drawn from i to $i + 1$ for i from 0 to n . Directed black edges are drawn from each entry in α to the entry immediately preceding it. Directed black edges are also drawn from $n + 1$ to the last permutation entry, and from the first permutation entry to 0. The cycle graph of the example $\beta = [3, 6, 5, 2, 4, 8, 1, 7]$ is given in Figure 1.

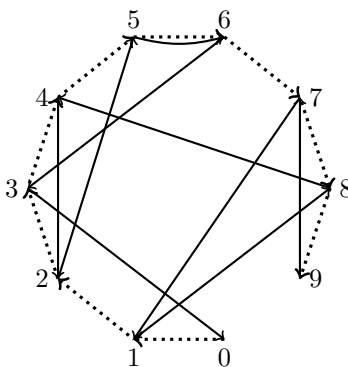


FIGURE 1. The cycle graph of $\beta = [3, 6, 5, 2, 4, 8, 1, 7]$

A directed path in the cycle graph is said to be *alternating* if the edges in consecutive segments of the path alternate between being dotted or black. The set of edges of the cycle graph has a unique decomposition into edge disjoint alternating cycles. Consider the edges $0 \rightsquigarrow 1$ and $n \rightsquigarrow n + 1$: The *strategic pile* of the permutation α is defined to be the set of pointers

$$\{(i, i + 1) : i \rightsquigarrow i + 1 \text{ is an edge in the directed alternating path from } n \rightsquigarrow n + 1 \text{ to } 0 \rightsquigarrow 1\}.$$

When these two edges belong to different cycles, then the strategic pile of α is empty. The notion of the strategic pile of a permutation was introduced and studied in [1].

The cycle graph of the example β has only one alternating cycle, shown in Figure 2.

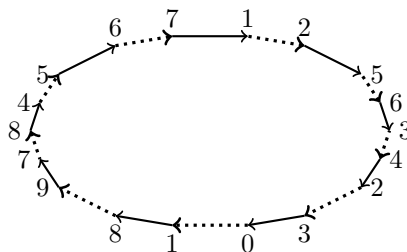


FIGURE 2. The alternating cycles of β

The strategic pile of β is nonempty: As the reader may verify, the strategic pile of β consists of all the pointers in β .

Lemma 1. *Let α be a permutation in S_n .*

- (1) (*cds Sortability Theorem*, [1], Theorem 2.5) α is *cds-sortable* if, and only if, the strategic pile of α is empty.

- (2) (*Strategic Pile Removal Theorem*, [1], *Theorem 2.15*) Suppose that α has more than one element in the strategic pile. For each pointer p in the strategic pile there exists a pointer q such that **cds** applied to the pointer pair p, q results in removal of p from the strategic pile.
- (3) (**cds** *Fixed Point Theorem*, [1], *Theorem 2.19*) For an $i \in \{2, \dots, n\}$, $[i, i+1, \dots, n, 1, 2, \dots, i-1]$ is an achievable **cds** fixed point of α if, and only if, $(i-1, i)$ is a member of the strategic pile of α .
- (4) (**cds** *Bounded Removal Theorem*, [1], *Theorem 2.21*) An application of **cds** removes at most two elements from the strategic pile.

3. OVERLAP GRAPHS

Consider a permutation $\alpha \in S_n$. For a pointer $p = (i, i+1)$ in α , draw an arc from p to pointer p as in Figure 3:



FIGURE 3. An arc from pointer p to pointer p in α

Do this for each pointer. The set of vertices V , of the *overlap graph* of α , $\mathcal{O}(\alpha)$, is the set of pointers of α . For two vertices p and q , the overlap graph has an edge between p and q if the arc associated with p and the arc associated with q have nonempty intersection.

As an illustration consider the permutation $\beta = [3, 1, 4, 2, 5]$. Drawing the appropriate arcs associated with the four pointers of β produces Figure 4.

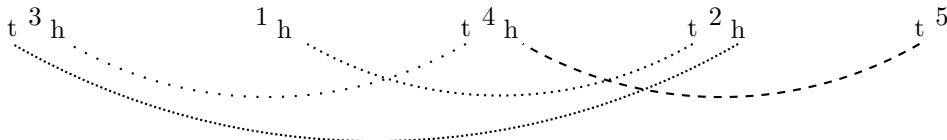


FIGURE 4. Arcs between pointers of β . “t” and “h” denote the tail- and head- pointers.

The corresponding overlap graph, including edges, is given in Figure 5

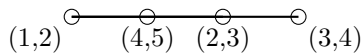


FIGURE 5. The overlap graph of $\beta = [3, 1, 4, 2, 5]$.

An edge between two vertices of the overlap graph denotes that the pair of pointers connected by the edge interlock. We also refer to the overlap graph of a permutation as its **cds-move graph**.

4. THE GRAPH TRANSFORMATION **gcds**

We now define the graph transformation **gcds**. The reader could consult the examples in Figures 6 and 7 as illustrations of the graph transformation **gcds**. Let a graph $\mathcal{G} = (V, E)$ be given: V is its set of vertices and E is its set of edges. Let $\{x, y\} \in E$ be given. Then the graph $\mathcal{G}' = (V, E') = \mathbf{gcds}(\mathcal{G}, \{x, y\})$ is defined as follows:

(1) In $\mathbf{gcds}(\mathcal{G}, \{x, y\})$ both x and y are isolated vertices.

(2) Create a two-column *master list* $M(x, y)$:

The first column contains all vertices, except y , that in \mathcal{G} are neighbors³ of x , and the second column contains all vertices, except x , that in \mathcal{G} are neighbors of y .

For any pair of vertices $p \neq q$ in $V \setminus \{x, y\}$, determine whether $\{p, q\} \in E'$ by using the following criterion:

Case a: If either p or q is not in the master list $M(x, y)$, then $\{p, q\} \in E'$ if, and only if, $\{p, q\} \in E$.

Case b: If both p and q are in the master list, check if both appear in the same column of the master list.

Subcase b.1 If not, then $\{p, q\} \in E'$ if, and only if, $\{p, q\} \notin E$.

Subcase b.2 If they are in the same column of the master list and the number of times p and q occur in the master list is even, then $\{p, q\} \in E'$ if, and only if, $\{p, q\} \in E$.

Subcase b.3 If they are in the same column of the master list and the number of times p and q occur in the master list is odd, then $\{p, q\} \in E'$ if, and only if, $\{p, q\} \notin E$.




FIGURE 6. An application of $\mathbf{gcds}(\cdot, \{v_1, v_2\})$ to a finite graph.

As seen in the example in Figure 6, an application of \mathbf{gcds} to a graph with edges always creates a new pair of isolated points. Figure 7 illustrates that applying \mathbf{gcds} may create more than two new isolated points.




FIGURE 7. Application of $\mathbf{gcds}(\cdot, \{v_2, v_7\})$ to a finite graph, creating four new isolated vertices.

Let \mathcal{M}_n be the set of graphs with vertices the set of $n - 1$ pointers associated with elements of S_n . Let $\Gamma_n : S_n \rightarrow \mathcal{M}_n$ be the map that associates with each permutation $\alpha \in S_n$ its corresponding move graph. We now arrive at our main motivation for introducing \mathbf{gcds} :

³Two vertices a and b of a graph are neighbors if $\{a, b\}$ is an edge of the graph.

Theorem 2. Let n be a positive integer. For any permutation $\alpha \in S_n$ and for any interlocking pair of pointers p and q in α , $\Gamma_n(\mathbf{cds}_{p,q}(\alpha)) = \mathbf{gcds}(\Gamma_n(\alpha), \{p, q\})$.

Proof. Let α be a permutation. Let $x, (x+1), y, (y+1)$ be entries in α . Let $p = (x, x+1)$ be the common pointer of the entries x and $x+1$; let $q = (y, y+1)$ be the common pointer of the entries y and $y+1$. Assume that p and q interlock in α . Thus, $\{p, q\}$ is an edge in $\Gamma_n(\alpha)$.

Writing the pointers in α in their order of occurrence gives the structure $\underbrace{\quad}_A p, \underbrace{\quad}_B q, \underbrace{\quad}_C p, \underbrace{\quad}_D q, \underbrace{\quad}_E$,

where the capital letters mark blocks of pointers. Doing the same with the pointers of $\alpha' = \mathbf{cds}_{p,q}(\alpha)$ gives the structure $\underbrace{\quad}_A p, p, \underbrace{\quad}_D, \underbrace{\quad}_C, \underbrace{\quad}_B q, q, \underbrace{\quad}_E$.

Let r and s be two pointers in α , where the first instance of r is to the left of the first instance of s . We will show that, regardless of the position of r and s relative to p and q in α , $\{r, s\}$ is an edge in $\Gamma_n(\mathbf{cds}_{p,q}(\alpha))$ if, and only if, $\{r, s\}$ is an edge in $\mathbf{gcds}(\Gamma_n(\alpha), \{p, q\})$.

We treat the case when r and s interlock in α , leaving the other case to the reader. Thus, assume that r and s interlock in α . Thus, $\{r, s\}$ is an edge in $\Gamma_n(\alpha)$. Let r_1, s_1 denote the left instances of r and s ; let r_2, s_2 denote the right instances of r and s . So these pointers appear in the form $r_1, \dots, s_1, \dots, r_2, \dots, s_2$. There are seven relevant cases for how r and s relate to p and q :

In Cases I-III, s interlocks neither p nor q . So neither $\{p, s\}$ nor $\{q, s\}$ is an edge in $\Gamma_n(\alpha)$. Therefore, $\{r, s\}$ is an edge in $\mathbf{gcds}(\Gamma_n(\alpha), \{p, q\})$.

Case I: r and s interlock neither p nor q . Therefore, r and s could be contained in two possible blocks of α :

- (a) All instances of r and s are found in A or E .
- (b) All instances of r and s are found in one block.

In both I(a) and I(b) rearrangement of the blocks B, C , and D does not affect the arrangement of r and s , and so in α' r and s still interlock. Thus, in Case I, $\{r, s\}$ is an edge in $\Gamma_n(\alpha')$.

Case II: s interlocks with neither p nor q , while r interlocks with p but not with q .

- (a) r_1 is in A and r_2 is in B .

s_1 is in A or B : If s_1 is in A , then s_2 is in E , while if s_1 is in B , then s_2 is in B .

Blocks A, B , and E do not change order relative to each other, so in either situation r and s still interlock in α' .

- (b) r_1 is in C and r_2 is in D .

So s_1 is in D : Therefore s_2 is in D . As blocks C and D switch order, in α' r and s are arranged as follows: s_1, r_2, s_2, r_1 .

Then in Case II, r and s remain interlocked in α' , whence $\{r, s\}$ is an edge in $\Gamma_n(\alpha')$.

Case III: s interlocks with neither p nor q , while r interlocks with both p and q .

- (a) r_1 is in A and r_2 is in C .

Now s_1 is in A or C . If s_1 is in A , then s_2 is in E , while if s_1 is in C , then s_2 is in C .

- (b) r_1 is in C and r_2 is in E .

So s_1 and s_2 are in E .

Since the order of A, C , and E is unaffected by $\mathbf{cds}_{p,q}(\alpha)$, r and s interlock in α' .

Therefore, in Case III, r and s interlock in α' whence $\{r, s\}$ is an edge in $\Gamma_n(\alpha')$.

In Cases IV-VI, both r and s interlock p or q .

Case IV: both r and s interlock with p but both do not interlock with q . In $\Gamma_n(\alpha)$ s and r both have an edge with p , but neither have an edge with q . So in $\mathbf{gcds}(\Gamma_n(\alpha), \{p, q\})$, $\{r, s\}$ will be an edge.

Now in the permutation α we have one of the following two cases:

- (a) r_1 is in A and r_2 is in B . So s_1 is in A or B .

If s_1 is in A , then s_2 is in B .

If s_1 is in B , then s_2 is in E .

The order of the pointers is unchanged in α' as the order of A , B and E is unchanged.

(b) r_1 is in C and r_2 is in D . So s_1 is in C and s_2 is in D .

The pointers have form $r_2, \dots, s_2, \dots, r_1, \dots, s_1$ in α' .

Thus, in Case IV, r and s interlock in α' , meaning $\{r, s\}$ is an edge in $\Gamma_n(\alpha')$.

Case V: r interlocks with p but not q , and s interlocks with q but not p .

In $\Gamma_n(\alpha)$, $\{r, p\}$ and $\{s, q\}$ are edges, so r and s both appear in the masterlist. However, r and s do not appear in the same column of the master list, and so in $\mathbf{gcds}(\Gamma_n(\alpha), \{p, q\})$, $\{r, s\}$ is not an edge.

(a) r_1 is in A and r_2 is in B . So s_1 is in A or B .

If s_1 is in A , then s_2 is in D . B and D reverse position, yielding r_1, s_1, s_2, r_2 .

If s_1 is in B , then s_2 is in C . B and C reverse position, yielding r_1, s_2, s_1, r_2 .

(b) r_1 is in C and r_2 is in D . So s_1 is in D and s_2 is in E .

D and C reverse position, yielding s_1, r_2, r_1, s_2 .

Then in Case V, r and s do not interlock in α' , and so $\{r, s\}$ is not an edge in $\Gamma_n(\alpha')$.

Case VI: r interlocks with both p and q , while s interlocks with p but not q .

As $\{r, p\}$, $\{r, q\}$ and $\{s, p\}$ all are edges in $\Gamma_n(\alpha)$, r and s appear an odd number of times and in both columns of the Masterlist of p and q . Therefore, $\{r, s\}$ is not an edge in $\mathbf{gcds}(\Gamma_n(\alpha), \{p, q\})$.

In the permutation α :

r_1 must be in A and r_2 must be in C

Then s_1 is in B or C .

(a) If s_1 is in B , then s_2 is in E . So in α' , the order will be r_1, r_2, s_1, s_2 .

(b) If s_1 is in C , then s_2 is in D . So in α' , the order will be r_1, s_2, s_1, r_2 .

Then in Case VI, r and s do not interlock in α' , and so $\{r, s\}$ is not an edge in $\Gamma_n(\alpha')$.

Case VII: Each of r and s interlocks both p and q .

Then $\{r, p\}$, $\{r, q\}$, $\{s, p\}$ and $\{s, q\}$ all are edges in $\Gamma_n(\alpha)$. Thus r and s appear an even number of times and in both columns of the Masterlist of p and q in $\Gamma_n(\alpha)$. Therefore, $\{r, s\}$ is still an edge in $\mathbf{gcds}(\Gamma_n(\alpha), \{p, q\})$.

In the permutation α there are two possibilities for the placement of r :

(a) r_1 is in A and r_2 is in C . So s_1 is in A or C .

If s_1 is in A , then s_2 is in C .

If s_1 is in C , then s_2 is in E .

(b) r_1 is in C and r_2 is in E , so s_1 is in C and s_2 are in E .

C does not change its order relative to E or A , so r and s interlock in α' .

Thus, in Case VII, $\{r, s\}$ is an edge in $\Gamma_n(\alpha')$.

We find that in all cases $\{r, s\}$ is an edge in $\Gamma_n(\alpha')$ if, and only if, it is an edge in $\mathbf{gcds}(\Gamma_n(\alpha), \{p, q\})$. This completes the proof of Theorem 2. \square

5. THE \mathbf{gcds} GAME ON GRAPHS

For expository convenience we now define the following modification \mathbf{gcds}_2 of \mathbf{gcds} : Let $\mathcal{G} = (V, E)$ be a fixed finite graph and let $\{a, b\}$ be an edge of \mathcal{G} . Compute the graph $(V, E') = \mathbf{gcds}(\mathcal{G}, \{a, b\})$. Delete a vertex $v \in V$ if v appeared in the masterlist as *not* the only vertex in the master list, and is isolated after the application of \mathbf{gcds} . Let V' be the remaining set of vertices. Then we define $\mathbf{gcds}_2(\mathcal{G}, \{a, b\}) := (V', E')$.

To define the game $\mathbf{GCDS}(\mathcal{G}, A)$, let A be a subset of the set of vertices of the graph \mathcal{G} . Suppose after a number of rounds the current graph is $\mathcal{C} = (V', E')$. Then the next player to play selects an edge $\{a, b\}$ of \mathcal{C} , and plays the move $\mathbf{gcds}_2(\mathcal{C}, \{a, b\})$. The game starts with ONE making such a move for the initial graph \mathcal{G} . The players alternate in making moves until there are no edges left.

Let \mathcal{G}' denote the graph when the game ends⁴. If the set of vertices of \mathcal{G}' is nonempty and a subset of A , then ONE wins. Else, TWO wins.

As an example, consider the game on the following graph $\mathcal{G} = (V, E)$:

- $V = \{1, 2, 3, 4, 5, 6, 7\}$

⁴ \mathcal{G}' has an empty set of edges.

- $E = \{\{1, 2\}, \{1, 3\}, \{1, 4\}, \{1, 7\}, \{2, 3\}, \{2, 4\}, \{2, 6\}, \{3, 4\}, \{3, 6\}, \{4, 5\}, \{5, 6\}, \{6, 7\}\}$.

The set of vertices favorable to ONE is $A = \{1, 3, 5, 7\}$. Figure 8 (A) depicts the graph \mathcal{G} with vertices in A marked with solid circles. (B), (C) and (D) depict the results of moves by ONE and TWO. The game terminates with ONE winning the play as the sole surviving vertex belongs to A .

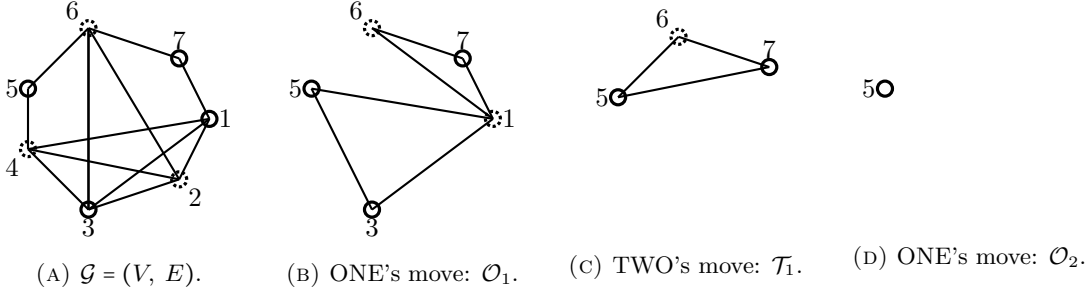


FIGURE 8. (A) depicts the original graph. Solid circles denote vertices favorable to ONE. (B) ONE moves $\{2, 4\}$. (C) TWO responds with $\{1, 3\}$. (D) ONE responds with $\{6, 7\}$.

Theorem 3. For each finite graph $\mathcal{G} = (V, E)$ and each set $A \subseteq V$, the game $\text{GCDS}(\mathcal{G}, A)$ is determined⁵.

Proof. This fact follows from Zermelo's classical theorem that in a finite win-loose two-player game of perfect information one of the players has a winning strategy [8]. \square

Theorem 3 raises the following decision problem:

GRAPH GAME GCDS:

INSTANCE: A finite graph $\mathcal{G} = (V, E)$ and a set A .

QUESTION: Does ONE have a winning strategy in the game $\text{GCDS}(\mathcal{G}, A)$?

We solved only a special case of this decision problem. Towards describing this result we introduce the following terminology and notation: Graphs $\mathcal{F}_1 = (V_1, E_1)$ and $\mathcal{F}_2 = (V_2, E_2)$ are *isomorphic* if there is a bijective function $f : V_1 \rightarrow V_2$ such that for all x and y in V_1 , $\{x, y\} \in E_1$ if, and only if, $\{f(x), f(y)\} \in E_2$.

Recursively define the graphs $(\mathcal{G}_n : n \in \mathbb{N})$ as follows:

$\mathcal{G}_1 = (V_1, E_1)$ where: $V_1 = \{1, 2, 3\}$ and $E_1 = \{\{1, 2\}, \{1, 3\}, \{2, 3\}\}$.

Assume that $\mathcal{G}_n = (V_n, E_n)$ has been defined with $V_n = \{1, 2, \dots, 2n+1\}$, and define $\mathcal{G}_{n+1} = (V_{n+1}, E_{n+1})$ by

$$V_{n+1} = V_n \cup \{2n+2, 2n+3\} \text{ and}$$

$$E_{n+1} = E_n \cup \{\{2n+1, 2n+2\}, \{2n+1, 2n+3\}, \{2n+2, 2n+3\}\}.$$

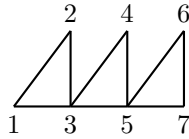


FIGURE 9. The graph \mathcal{G}_3 . \mathcal{G}_1 consists of the leftmost triangle, and \mathcal{G}_2 of the leftmost two triangles

Theorem 4. Let $n > 1$ be an integer. Let \mathcal{F} be a graph isomorphic to \mathcal{G}_n . Let $\{u, v\}$ be an edge of \mathcal{F} . Then $\text{gcds}_2(\mathcal{F}, \{u, v\})$ is isomorphic to \mathcal{G}_{n-1} .

Proof. The proof consists of examining the result of $\text{gcds}_2(\mathcal{G}_n, \{j, k\})$ where $\{j, k\}$ is any of the three edges of the dashed triangle displayed in the generic segment of the graph \mathcal{G}_n in Figure 10, and also cases where the edge $\{j, k\}$ is from the leading triangle or the trailing triangle of \mathcal{G}_n .

⁵A game is determined if one of the players has a winning strategy.

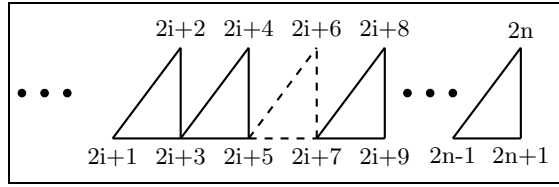


FIGURE 10

Figures 11, 12 and 13 each illustrates the resulting graph when an edge of the triangle marked in dashed lines is targeted. We leave examination of the remaining cases to the reader. \square

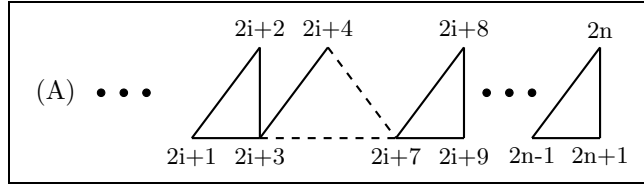


FIGURE 11. $\text{gcds}_2(\mathcal{G}_n, \{2i+5, 2i+6\})$. Dashed lines denote new edges.

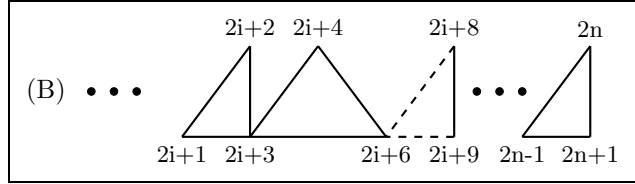


FIGURE 12. $\text{gcds}_2(\mathcal{G}_n, \{2i+5, 2i+7\})$. Dashed lines denote new edges. Vertex $2i+6$ is moved down for clarity.

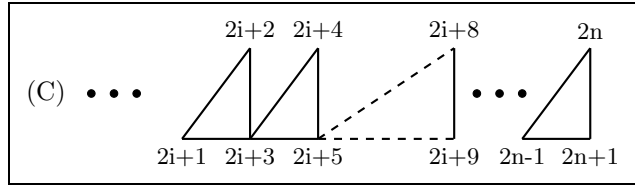


FIGURE 13. $\text{gcds}_2(\mathcal{G}_n, \{2i+6, 2i+7\})$. Dashed lines denote new edges.

For a finite graph $\mathcal{G} = (V, E)$ and a set A the pair (\mathcal{G}, A) is said to be a *position*. Two positions (\mathcal{F}_1, B_1) and (\mathcal{F}_2, B_2) are *isomorphic* if there is an isomorphism f from graph \mathcal{F}_1 to graph \mathcal{F}_2 such that $B_2 = \{f(b) : b \in B_1\}$. A position (\mathcal{G}, A) is said to be a *P-position* if there is a winning strategy from this position for the player whose move produced this position. It is said to be a *N-position* if the next player to move has a winning strategy from this position.

For each n define the set $A_n = \{2\} \cup \{k \leq 2n+1 : k \bmod 4 = 0\}$, a subset of the set of vertices of \mathcal{G}_n . Figure 14 depicts a generic example of a position (\mathcal{G}_n, A_n) , with members of A_n marked in gray. From now on, we consider the class \mathcal{T} of positions (\mathcal{F}, B) for which there exists an n such that (\mathcal{F}, B) is isomorphic to (\mathcal{G}_n, A_n) .

We seek to solve the decision problem

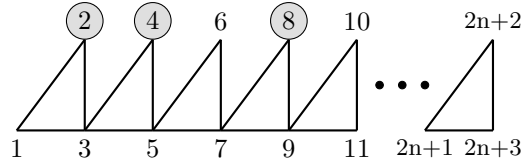


FIGURE 14. Position $(\mathcal{G}_n, \mathcal{A}_n)$. Vertex $2n + 2$ is gray if $n = 0$ or $2n + 2 \pmod 4 = 0$

GRAPH GAME GCDS(\mathcal{T}):

INSTANCE: A position $(\mathcal{F}, \mathcal{B})$ that is a member of \mathcal{T} .

QUESTION: Does ONE have a winning strategy in the game $\text{GCDS}(\mathcal{F}, \mathcal{B})$?

Theorem 5. *Let $(\mathcal{F}, \mathcal{B})$ be a position which, for some positive integer n , is isomorphic to $(\mathcal{G}_n, \mathcal{A}_n)$.*

- (1) *If n is odd then $(\mathcal{F}, \mathcal{B})$ is an N-position*
- (2) *If n is even then $(\mathcal{F}, \mathcal{B})$ is a P-position*

Proof. We prove the theorem by induction on n . Observe that for $(\mathcal{G}_1, \mathcal{A}_1)$ the graph \mathcal{G}_1 is a triangle, and one vertex assigned to ONE, and two assigned to TWO. $(\mathcal{G}_1, \mathcal{A}_1)$ is an *N-position*: The next player to move can remove all of the opponent’s vertices. Note that this is also true in the case of two vertices assigned to ONE and one vertex assigned to TWO.

Now consider $(\mathcal{G}_2, \mathcal{A}_2)$, depicted in Figure 15. As an exhaustive verification shows, application of gcds_2 based on any edge of $(\mathcal{G}_2, \mathcal{A}_2)$ results in a position isomorphic to an N-position. Thus any position isomorphic to $(\mathcal{G}_2, \mathcal{A}_2)$ is a P-position.

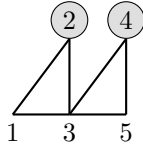


FIGURE 15. The position $(\mathcal{G}_2, \mathcal{A}_2)$ is a P-position

Now let $n \geq 2$ be an integer and assume that for all $k \leq n$ it has been verified that if k is even, then $(\mathcal{G}_k, \mathcal{A}_k)$ is a P-position, while if k is odd, then $(\mathcal{G}_k, \mathcal{A}_k)$ is a N-position.

Case 1: n is even. Then $n + 1$ is odd. By Theorem 4 $\text{gcds}_2(\mathcal{G}_{n+1}, \{2(n + 1), 2(n + 1) + 1\})$ produces from the position $(\mathcal{G}_{n+1}, \mathcal{A}_{n+1})$ a position isomorphic to $(\mathcal{G}_n, \mathcal{A}_n)$, which by the Induction Hypothesis is a P-position. It follows that $(\mathcal{G}_{n+1}, \mathcal{A}_{n+1})$ is an N-position.

Case 2: n is odd. Then $n + 1$ is even, and we must show that $(\mathcal{G}_{n+1}, \mathcal{A}_{n+1})$ is a P-position. We do this by showing that for each application of gcds_2 to \mathcal{G}_{n+1} , there is a follow-up application of gcds_2 such that the resulting position is isomorphic to $(\mathcal{G}_{n-1}, \mathcal{A}_{n-1})$ which, by the induction hypothesis, is a P-position. Thus each application of gcds_2 to \mathcal{G}_{n+1} results in a N-position.

This argument involves starting with $(\mathcal{G}_{n+1}, \mathcal{A}_{n+1})$, considered as the current position after the previous player has moved. We then consider a move by the current player, followed by the previous player again. We consider two cases:

Case 2.A: The current player applies gcds_2 to an edge *not* belonging to $\{\{1, 2\}, \{1, 3\}, \{2, 3\}\}$.

In this event we zoom in on a pair of adjacent triangles, called a “Buddy Block” and marked in dashed edges in Figure 16, that includes the one that contains the edge targeted by the current player’s gcds_2 move.

Figures 11, 12 and 13 show the three possible outcomes of the current player’s move when the move involves edges of the right-hand triangle of the Buddy Block. Analogous figures arise for moves involving an edge of the left-hand triangle of the Buddy Block. In response to the current player, the previous player

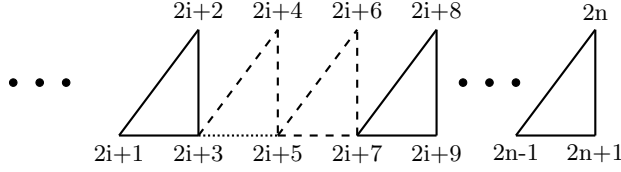


FIGURE 16. The configuration in dashes is called a “Buddy Block”

also applies a \mathbf{gcds}_2 move to an edge of the other triangle in the Buddy Block, assuring that one vertex from A_{n+1} and three others are removed. See, for example, Figures 17, 18 and 19.

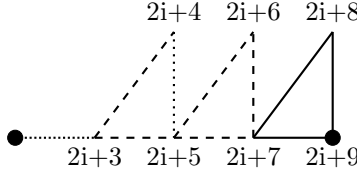


FIGURE 17. Suppose the current player targets the edge $\{2i + 4, 2i + 5\}$.

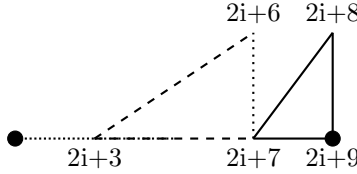


FIGURE 18. After $\{2i + 4, 2i + 5\}$ removal, the other player targets the edge $\{2i + 6, 2i + 7\}$.

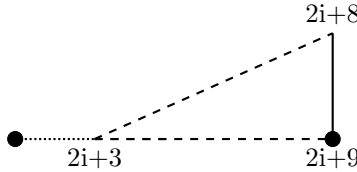


FIGURE 19. After removal of the edge $\{2i + 6, 2i + 7\}$.

Observe that after these two \mathbf{gcds}_2 moves the resulting graph is isomorphic to \mathcal{G}_{n-1} . Moreover, by considering the cases where $2i + 4$ or $2i + 6$ is an element of A_{n+1} , we see that the resulting position is isomorphic to $(\mathcal{G}_{n-1}, A_{n-1})$. A similar analysis shows that for each move by the current player there is a countermove by the previous player so that the result of the two moves is a position isomorphic to $(\mathcal{G}_{n-1}, A_{n-1})$. This completes the argument for Case 1.

Case 2.B: The current player applies \mathbf{gcds}_2 to an edge belonging to $\{\{1, 2\}, \{1, 3\}, \{2, 3\}\}$.

In this case, we consider the first three triangles and follow the same strategy of removing an edge that results in the loss of one vertex from A_{n+1} and three vertices outside A_{n+1} . The resulting position is once again isomorphic to $(\mathcal{G}_{n-1}, A_{n-1})$.

This completes the proof of the theorem. \square

Theorem 5 provides the following solution to the decision problem GRAPH GAME GCDS(\mathcal{T}):

Corollary 6. *For each positive integer n ONE has a winning strategy in the game (\mathcal{G}_n, A_n) if, and only if, n is odd.*

6. THE PERMUTATION SORTING GAME $CDS(\alpha, A)$

The game $CDS(\alpha, A)$ was defined in the introduction, where we also mentioned the following result:

Theorem 7 ([1], Theorem 4.4). *Let α be a permutation with a strategic pile P . For any set $A \subseteq P$*

- (1) *If $|A| \geq \frac{3}{4}|P|$, then ONE has a winning strategy in $CDS(\alpha, A)$.*
- (2) *If $|P| > 0$ and $|A| \leq \max\{\frac{1}{4}|P| - 2, 0\}$, then TWO has a winning strategy in $CDS(\alpha, A)$.*

For the reader's convenience we outline a proof:

Towards proving (1): We may assume that both P and $P \setminus A$ are nonempty, otherwise there is nothing to prove. Consider a strategy of player ONE that calls in each round for removing an element of $P \setminus A$. Consider a play during which ONE followed this strategy. For nonnegative integers i let P_i denote the elements of P not yet removed by the end of round i , let A_i denote the set $A \cap P_i$ and let B_i denote $P_i \setminus A_i$. By convention $P_0 = P$, $A_0 = A$ and $B_0 = P \setminus A$.

In a round ONE's strategy may require also removing an element of A to remove an element of $P \setminus A$. Player TWO may be able to remove two elements of A whenever it is TWO's turn. By the **cds** Bounded Removal Theorem a player can remove at most two elements from the strategic pile in any round. Thus, per round, ONE may lose up to three elements from A while TWO loses only one element from $P \setminus A$. By the i -th round we have $|B_i| \leq |P \setminus A| - i \leq \frac{1}{4}|P| - i$ and $|A_i| \geq |A| - 3i \geq \frac{3}{4}|P| - 3i$, so that the inequality $3|B_i| \leq |A_i|$ holds. By the Strategic Pile Removal Theorem a player may in any round remove any chosen element from the strategic pile, provided there is more than one element in the strategic pile. Thus, for any i such that $|B_i| > 0$, applying ONE's strategy gives $|B_{i+1}| < |B_i|$. Since the game started with a nonempty set B_0 there is a last $i \geq 0$ with B_i nonempty. For this i we have $|P_i| \geq 4|B_i|$, so that P_i has at least four elements. In round $i + 1$ ONE's strategy removes all elements of B_i . By the **cds** Bounded Removal Theorem, there are elements of A left after this move by ONE. Since α is not **cds** sortable, ONE wins the play.

Towards proving (2): Note that if $|A| \leq \frac{|P|}{4} - 2$ then $|P \setminus A| \geq \frac{3}{4}|P| + 2$. ONE moves first, potentially removing two items belonging to TWO from the strategic pile. After this first move the new strategic pile P' has two fewer elements than P , and $P' \setminus A$ has two fewer elements than $P \setminus A$. It follows that $|P' \setminus A| \geq \frac{3}{4}|P'|$ and from this point on TWO is the first player. Apply (1) to conclude that TWO has a winning strategy. A more detailed analysis of the end-game shows:

Theorem 8. *Let α be a permutation with strategic pile P .*

- (1) (a) *If $|P| \bmod 4 = j$ and $j < 2$ then for any $A \subseteq P$ with $|A| \geq \frac{3}{4}(|P| - j) + j$, ONE has a winning strategy in $CDS(\alpha, A)$.*
- (b) *If $|P| \bmod 4 = j$ and $j \geq 2$ then for any $A \subseteq P$ with $|A| \geq \frac{3}{4}(|P| - j) + (j - 1)$, ONE has a winning strategy in $CDS(\alpha, A)$.*
- (2) *If $|P| \bmod 4 = j$ then for any $A \subseteq P$ with $|P \setminus A| \geq \frac{3}{4}(|P| - j) + j$, TWO has a winning strategy in $CDS(\alpha, A)$.*

In each case the strategy of removing as many strategic pile elements of the opponent per round as possible is a winning strategy of the winning player. The details of the arguments are similar to those outlined for Theorem 7, and are left to the reader. For $j = 3$ Theorem 8 (2) can be equivalently stated as follows:

If $|P| \bmod 4 = 3$ then for all $A \subseteq P$ such that $|A| \leq \frac{1}{4}(|P| - 3)$, TWO has a winning strategy in the game $CDS(\alpha, A)$.

In the next theorem we prove that this bound on $|A|$ is optimal:

Theorem 9. *For each integer $n > 4$ that is a multiple of 4 there exists a permutation $\alpha_n \in S_n$ with a strategic pile P_n , and a set $A_n \subseteq P_n$ such that*

- (1) $|P_n| \bmod 4 = 3$,
- (2) $|A_n| = \frac{|P_n| - 3}{4} + 1$, and
- (3) ONE has a winning strategy in the game $CDS(\alpha_n, A_n)$.

Proof. Consider $\alpha_n = [5, 7, 6, \dots, \underbrace{k, k - 1, k + 2, k + 1, \dots}_{\text{repeating pattern}}, \underbrace{n - 3, n - 4, n - 1, n - 2, 3, 2, 4, n, 1}_{\text{repeating pattern}}]$ for $n > 4$ a multiple of 4. For odd $k > 1$ consider the pointers in α_n associated with the repeating pattern $[k, k - 1, k + 2, k + 1]$:

- The $(k-1, k)$ pointer interlocks with both the $(k, k+1)$ and the $(k-2, k-1)$ pointer.
- The $(k, k+1)$ pointer interlocks with $(k-2, k-1)$, $(k-1, k)$, $(k+1, k+2)$ and $(k+2, k+3)$ pointers.
- The $(k+1, k+2)$ pointer interlocks with the $(k+2, k+3)$ and $(k, k+1)$ pointer.

Thus, we get the partial overlap graph in Figure 20.

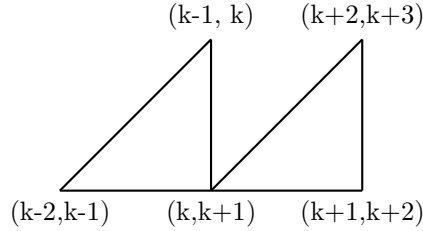


FIGURE 20. The Buddy Block returns!

The full overlap graph \mathcal{O}_n of α_n is isomorphic to the graph \mathcal{G}_{n-1} and is depicted in Figure 21. Let $f: \mathcal{G}_{n-1} \rightarrow \mathcal{O}_n$ be the isomorphism.

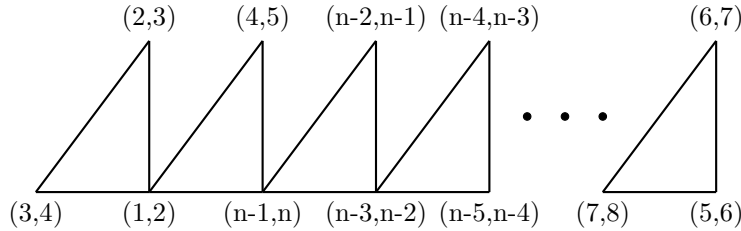


FIGURE 21. General form of the move graph of α_n .

Next observe that these permutations have a full strategic pile, so that every vertex in the move graph represents an element in the strategic pile. From the definition of α_n we see that the segment

$$\cdots \rightarrow 5 \rightarrow 0 \rightarrow 1 \rightarrow n \rightarrow n+1 \rightarrow 1 \rightarrow 2 \rightarrow 3 \rightarrow 4 \rightarrow 2 \rightarrow 3 \rightarrow \cdots$$

is part of an alternating path in the cycle graph of α_n . Thus the strategic pile is nonempty. We must show that for each $n > 4$ that is a multiple of 4, for each k with $1 \leq k < n$ the edge $k \rightarrow k+1$ is in this alternating cycle. For $n > 8$, continuing the alternating path from the entry 3 in α_n shows that each of the edges $(n-2i) \rightarrow (n-2i+1)$ for $1 \leq i \leq (n/2-4)$ occurs in this alternating cycle. Since α_n is of form $[5, 7, 6, 9, 8, 11, 10, \dots]$ we see that this alternating cycle also contains

$$\cdots \rightarrow 6 \rightarrow 7 \rightarrow 5 \rightarrow 6 \rightarrow 7 \rightarrow \cdots$$

It follows, by continuing the alternating cycle following permutation α_n 's entries, that each edge of form $n-2i-1 \rightarrow n-2i$ for $1 \leq i < (n/2-4)$ is also in this alternating cycle. Examining the final segment of α_n we see that this cycle continues as

$$\cdots (n-2) \rightarrow (n-1) \rightarrow n \rightarrow 4 \rightarrow 5 \rightarrow 0 \rightarrow \cdots$$

showing that the remaining edges $i \rightarrow i+1$ are also in this alternating cycle. It follows that

$P_n = \{(i, i+1) : 1 \leq i < n\}$ is the strategic pile of α_n . Thus P_n is the vertex set of overlap the graph \mathcal{O}_n of α_n . With $f: \mathcal{G}_n \rightarrow \mathcal{O}_n$ the graph isomorphism, choose the subset $B_n = \{f(a) : a \in A_n\}$ of P_n . Then (\mathcal{O}_n, B_n) is isomorphic to the position $(\mathcal{G}_{n-1}, A_{n-1})$.

As $n-1$ is odd, Corollary 6 implies that ONE has a winning strategy in the game $\text{GCDS}(\mathcal{G}_{n-1}, A_{n-1})$, and thus in the game $\text{GCDS}(\mathcal{O}_n, B_n)$. By its definition $|A_{n-1}| = \frac{|P_n|-3}{4} + 1$. By Theorem 2 ONE has a winning strategy in the game $\text{CDS}(\alpha_n, B_n)$. \square

Note that by the end-game analysis given before Theorem 9, removing one point from B_n creates an example where TWO has a winning strategy in the corresponding game. This illustrates that the bound in item (2) of the end-game analysis for player TWO is optimal.

7. REMARKS AND QUESTIONS

Can Theorem 9 be further improved? Theorem 9 gives examples in S_n when n is a multiple of 4. This constraint on n seems to be an artifact of the proof technique, but at this time there is no indication that for other classes of n the corresponding tight bound might be achievable. One approach to this question may be to examine the corresponding problem for graphs that are the move graphs of permutations. This raises another interesting decision problem:

CDS MOVE GRAPH

INSTANCE: A finite graph \mathcal{F} .

QUESTION: Is there a permutation α with **cds** move graph isomorphic to \mathcal{F} ?

It is of independent interest to determine the complexity of the CDS MOVE GRAPH decision problem. The fundamental facts exploited in Theorem 9 are (1) that there are connected finite graphs $\mathcal{G} = (V, E)$ and a set $A \subseteq V$ such that $|V| \bmod 4 = 3$ and $|A| = \frac{|V|-3}{4} + 1$ and yet ONE has a winning strategy in the game $\text{GCDS}(\mathcal{G}, A)$ and (2) these graphs are isomorphic to the **cds** move graphs of permutations with a full strategic pile. It is not clear that for connected graphs without an additional constraint such as (2), there should be a threshold proportion such that for $\frac{|A|}{|V|}$ above this proportion, ONE has a winning strategy while for $\frac{|A|}{|V|}$ below this proportion TWO has a winning strategy⁶.

Problem 1. *Is there for each $\epsilon > 0$ a connected finite graph $\mathcal{G} = (V, E)$, and set $A \subseteq V$ is such that $\frac{|A|}{|V|} \leq \epsilon$, and yet ONE has a winning strategy in the game $\text{GCDS}(\mathcal{G}, A)$?*

8. ACKNOWLEDGEMENTS

The research represented in this paper was funded by an NSF REU grant DMS 1359425, by Boise State University and by the Department of Mathematics at Boise State University. We thank the authors of [1] for pre-publication access to their results.

REFERENCES

- [1] K. Adamyk, E. Holmes, G. Mayfield, D.J. Moritz, M. Scheepers, B.E. Tenner and H. Wauck, *Sorting permutations: Games, genomes and graphs*, arXiv:1410.2353
- [2] V. Bafna and P.A. Pevzner, *Sorting by transpositions*, in **Proceedings of the 6th annual ACM-SIAM Symposium on Discrete Algorithms** (1995), 614 - 623.
- [3] D.A. Christie, *Sorting permutations by block-interchanges*, **Information Processing Letters** 60 (1996), 165 - 169.
- [4] M.R. Garey and D.S. Johnson, *Computers and Intractability: A guide to the theory of NP completeness*, **Freeman**, 1979.
- [5] S. Hannenhalli and P.A. Pevzner, *Transforming cabbage into turnip: Polynomial algorithm for sorting signed permutations by reversals*, **Journal of the ACM** 46:1 (1999), 1 - 27.
- [6] D.M. Prescott, A. Ehrenfeucht and G. Rozenberg, *Molecular operations for DNA processing in hypotrichous ciliates*, **European Journal of Protistology** 37 (2001), 241-260.
- [7] E. Tannier, A. Bergeron and M-F. Sagot, *Advances on sorting by reversals*, **Discrete Applied Mathematics** 155 (2007), 881 - 888.
- [8] E. Zermelo, *Über eine Anwendung der Mengenlehre auf die Theorie des Schachspiels*, **Proceedings of the Fifth Congress of Mathematicians, Cambridge University Press** (1913), 501 - 504.

* Corresponding Author: mscheepe@boisestate.edu

- (1) DEPARTMENT OF MATHEMATICS, UNIVERSITY OF NOTRE DAME, NOTRE DAME, IN 46556. Caroline.L.Jansen.10@nd.edu
- (2) DEPARTMENT OF MATHEMATICS, BOISE STATE UNIVERSITY, BOISE, ID 83725. mscheepe@boisestate.edu
- (3) DEPARTMENT OF MATHEMATICAL SCIENCES, CARNEGIE MELLON UNIVERSITY, PITTSBURGH, PA 15213. s1simon@andrew.cmu.edu
- (4) DEPARTMENT OF MATHEMATICS, RUTGERS UNIVERSITY, PISCATAWAY, NJ 08854-8019. elizabeth.tatum@rutgers.edu

⁶Thus it is not clear if a generalization of Theorem 7 holds for finite connected graphs.