

Capacity of the Two-Hop Half-Duplex Relay Channel

Nikola Zlatanov, Vahid Jamali, and Robert Schober

Abstract

Although extensively investigated, the capacity of the two-hop half-duplex (HD) relay channel is not fully understood. In particular, a capacity expression which can be evaluated straightforwardly is not available and an explicit coding scheme which achieves the capacity is not known either. In this paper, we derive a new expression for the capacity of the two-hop HD relay channel based on a simplified converse. Compared to previous results, this capacity expression can be easily evaluated. Moreover, we propose an explicit coding scheme which achieves the capacity. To achieve the capacity, the relay does not only send information to the destination by transmitting information-carrying symbols but also with the zero symbols resulting from the relay's silence during reception. As examples, we compute the capacities of the two-hop HD relay channel for the cases when the source-relay and relay-destination links are both binary-symmetric channels (BSCs) and additive white Gaussian noise (AWGN) channels, respectively, and numerically compare the capacities with the rates achieved by conventional relaying where the relay receives and transmits in a codeword-by-codeword fashion and switches between reception and transmission in a strictly alternating manner. Our numerical results show that the capacities of the two-hop HD relay channel for BSC and AWGN links are significantly larger than the rates achieved with conventional relaying.

I. INTRODUCTION

The capacity of the two-hop FD relay channel without self-interference has been derived in [1] (see the capacity of the degraded relay channel). On the other hand, although extensively investigated, the capacity of the two-hop HD relay channel is not fully known nor understood.

N. Zlatanov is with the Department of Electrical and Computer Engineering, University of British Columbia (UBC), Vancouver, BC, V6T 1Z4, Canada, email: zlatanov@ece.ubc.ca

V. Jamali and R. Schober are with the Institute for Digital Communication at the Friedrich-Alexander University (FAU), Erlangen, Germany, email: (jamali, schober)@Int.de

The reason for this is that a capacity expression which can be evaluated is not available and an explicit coding scheme which achieves the capacity is not known either. Currently, for HD relaying, detailed coding schemes exist only for rates which are strictly smaller than the capacity, see [2] and [3]. To achieve the rates given in [2] and [3], the HD relay receives a codeword in one time slot, decodes the received codeword, and re-encodes and re-transmits the decoded information in the following time slot. However, such fixed switching between reception and transmission at the HD relay was shown to be suboptimal in [4]. In particular, in [4], it was shown that if the fixed scheduling of reception and transmission at the HD relay is abandoned, then additional information can be encoded in the relay's reception and transmission switching pattern yielding an increase in data rate. In addition, it was shown in [4] that the HD relay channel can be analyzed using the framework developed for the FD relay channel in [1]. In particular, results derived for the FD relay channel in [1] can be directly applied to the HD relay channel. Thereby, using the converse for the degraded relay channel in [1], the capacity of the discrete memoryless two-hop HD relay channel is obtained as [4], [5], [6]

$$C = \max_{p(x_1, x_2)} \min \{I(X_1; Y_1 | X_2), I(X_2; Y_2)\}, \quad (1)$$

where $I(\cdot; \cdot)$ denotes the mutual information, X_1 and X_2 are the inputs at source and relay, respectively, Y_1 and Y_2 are the outputs at relay and destination, respectively, and $p(x_1, x_2)$ is the joint probability mass function (PMF) of X_1 and X_2 . Moreover, it was shown in [4], [5], [6] that X_2 can be represented as $X_2 = [X'_2, U]$, where U is an auxiliary random variable with two outcomes t and r corresponding to the HD relay transmitting and receiving, respectively. Thereby, (1) can be written equivalently as

$$C = \max_{p(x_1, x'_2, u)} \min \{I(X_1; Y_1 | X'_2, U), I(X'_2, U; Y_2)\}, \quad (2)$$

where $p(x_1, x'_2, u)$ is the joint PMF of X_1 , X'_2 , and U . However, the capacity expressions in (1) and (2), respectively, cannot be evaluated since it is not known how X_1 and X_2 nor X_1 , X'_2 , and U are mutually dependent, i.e., $p(x_1, x_2)$ and $p(x_1, x'_2, u)$ are not known. In fact, the authors of [6, page 2552] state that: “*Despite knowing the capacity expression (i.e., expression (2)), its actual evaluation is elusive as it is not clear what the optimal input distribution $p(x_1, x'_2, u)$ is.*” On the other hand, for the coding scheme that would achieve (1) and (2) if $p(x_1, x_2)$ and $p(x_1, x'_2, u)$ were known, it can be argued that it has to be a decode-and-forward strategy since the two-hop HD relay channel belongs to the class of the degraded relay channels defined in

[1]. Thereby, the HD relay should decode any received codewords, map the decoded information to new codewords, and transmit them to the destination. Moreover, it is known from [4] that such a coding scheme requires the HD relay to switch between reception and transmission in a symbol-by-symbol manner, and not in a codeword-by-codeword manner as in [2] and [3]. However, since $p(x_1, x_2)$ and $p(x_1, x'_2, u)$ are not known and since an explicit coding scheme does not exist, it is currently not known how to evaluate (1) and (2) nor how to encode additional information in the relay's reception and transmission switching pattern and thereby achieve (1) and (2).

Motivated by the above discussion, in this paper, we derive a new expression for the capacity of the two-hop HD relay channel based on a simplified converse. In contrast to previous results, this capacity expression can be easily evaluated. Moreover, we propose an explicit coding scheme which achieves the capacity. In particular, we show that achieving the capacity requires the relay indeed to switch between reception and transmission in a symbol-by-symbol manner as predicted in [4]. Thereby, the relay does not only send information to the destination by transmitting information-carrying symbols but also with the zero symbols resulting from the relay's silence during reception. In addition, we propose a modified coding scheme for practical implementation where the HD relay receives and transmits at the same time (i.e., as in FD relaying), however, the simultaneous reception and transmission is performed such that the self-interference is completely avoided. As examples, we compute the capacities of the two-hop HD relay channel for the cases when the source-relay and relay-destination links are both binary-symmetric channels (BSCs) and additive white Gaussian noise (AWGN) channels, respectively, and we numerically compare the capacities with the rates achieved by conventional relaying where the relay receives and transmits in a codeword-by-codeword fashion and switches between reception and transmission in a strictly alternating manner. Our numerical results show that the capacities of the two-hop HD relay channel for BSC and AWGN links are significantly larger than the rates achieved with conventional relaying.

We note that the capacity of the two-hop HD relay channel was also investigated in [7] as a special case of the multi-hop HD relay channel, but only for the case when all involved links are error-free BSCs.

The rest of this paper is organized as follows. In Section II, we present the channel model. In Section III, we introduce the capacity of the considered channel, show the achievability of



Fig. 1. Two-hop relay channel.

the derived capacity, and prove the converse. In Section IV, we investigate the capacity for the cases when the source-relay and relay-destination links are both BSCs and AWGN channels, respectively. In Section V, we numerically evaluate the derived capacity expressions and compare them to the rates achieved by conventional relaying. Finally, Section VI concludes the paper.

II. SYSTEM MODEL

The two-hop HD relay channel consists of a source, a HD relay, and a destination, and the direct link between source and destination is not available, see Fig. 1. Due to the HD constraint, the relay cannot transmit and receive at the same time. In the following, we formally define the channel model.

A. Channel Model

The discrete memoryless two-hop HD relay channel is defined by \mathcal{X}_1 , \mathcal{X}_2 , \mathcal{Y}_1 , \mathcal{Y}_2 , and $p(y_1, y_2|x_1, x_2)$, where \mathcal{X}_1 and \mathcal{X}_2 are the finite input alphabets at the encoders of the source and the relay, respectively, \mathcal{Y}_1 and \mathcal{Y}_2 are the finite output alphabets at the decoders of the relay and the destination, respectively, and $p(y_1, y_2|x_1, x_2)$ is the PMF on $\mathcal{Y}_1 \times \mathcal{Y}_2$ for given $x_1 \in \mathcal{X}_1$ and $x_2 \in \mathcal{X}_2$. The channel is memoryless in the sense that given the input symbols for the i -th channel use, the i -th output symbols are independent from all previous input symbols. As a result, the conditional PMF $p(y_1^n, y_2^n|x_1^n, x_2^n)$, where the notation a^n is used to denote the ordered sequence $a^n = (a_1, a_2, \dots, a_n)$, can be factorized as $p(y_1^n, y_2^n|x_1^n, x_2^n) = \prod_{i=1}^n p(y_{1i}, y_{2i}|x_{1i}, x_{2i})$.

For the considered channel and the i -th channel use, let X_{1i} and X_{2i} denote the random variables (RVs) which model the input at source and relay, respectively, and let Y_{1i} and Y_{2i} denote the RVs which model the output at relay and destination, respectively.

In the following, we model the HD constraint of the relay and discuss its effect on some important PMFs that will be used throughout this paper.

B. Mathematical Modelling of the HD Constraint

Due to the HD constraint of the relay, the input and output symbols of the relay cannot assume non-zero values at the same time. More precisely, for each channel use, if the input symbol of the relay is non-zero then the output symbol has to be zero, and vice versa, if the output symbol of the relay is non-zero then the input symbol has to be zero. Hence, the following holds

$$Y_{1i} = \begin{cases} Y'_{1i} & \text{if } X_{2i} = 0 \\ 0 & \text{if } X_{2i} \neq 0. \end{cases} \quad (3)$$

where Y'_{1i} is an RV that take values from the set \mathcal{Y}_1 .

In order to model the HD constraint of the relay more conveniently, we represent the input set of the relay \mathcal{X}_2 as the union of two sets $\mathcal{X}_2 = \mathcal{X}_{2R} \cup \mathcal{X}_{2T}$, where \mathcal{X}_{2R} contains only one element, the zero symbol, and \mathcal{X}_{2T} contains all symbols in \mathcal{X}_2 except the zero symbol. Note that, because of the HD constraint, \mathcal{X}_2 has to contain the zero symbol. Furthermore, we introduce an auxiliary random variable, denoted by U_i , which takes values from the set $\{t, r\}$, where t and r correspond to the relay transmitting a non-zero symbol and a zero symbol, respectively. Hence, U_i is defined as

$$U_i = \begin{cases} r & \text{if } X_{2i} = 0 \\ t & \text{if } X_{2i} \neq 0. \end{cases} \quad (4)$$

Let us denote the probabilities of the relay transmitting a non-zero and a zero symbol for the i -th channel use as $\Pr\{U_i = t\} = \Pr\{X_{2i} \neq 0\} = P_{U_i}$ and $\Pr\{U_i = r\} = \Pr\{X_{2i} = 0\} = 1 - P_{U_i}$, respectively. We now use (4) and represent X_{2i} as a function of the outcome of U_i . Hence, we have

$$X_{2i} = \begin{cases} 0 & \text{if } U_i = r \\ V_i & \text{if } U_i = t, \end{cases} \quad (5)$$

where V_i is an RV with distribution $p_{V_i}(x_{2i})$ that takes values from the set \mathcal{X}_{2T} , or equivalently, an RV which takes values from the set \mathcal{X}_2 , but with $p_{V_i}(x_{2i} = 0) = 0$. From (5), we obtain

$$p(x_{2i}|U_i = r) = \delta(x_{2i}), \quad (6)$$

$$p(x_{2i}|U_i = t) = p_{V_i}(x_{2i}), \quad (7)$$

where $\delta(x) = 1$ if $x = 0$ and $\delta(x) = 0$ if $x \neq 0$. Furthermore, for the derivation of the capacity, we will also need the conditional PMF $p(x_{1i}|x_{2i} = 0)$ which is the input distribution at the source when the relay transmits a zero (i.e., when $U_i = r$). As we will see in Theorem 1, the distributions $p(x_{1i}|x_{2i} = 0)$ and $p_{V_i}(x_{2i})$ have to be optimized in order to achieve the capacity. Using $p(x_{2i}|U_i = r)$ and $p(x_{2i}|U_i = t)$, and the law of total probability, the PMF of X_{2i} , $p(x_{2i})$, is obtained as

$$\begin{aligned} p(x_{2i}) &= p(x_{2i}|U_i = t)P_{U_i} + p(x_{2i}|U_i = r)(1 - P_{U_i}) \\ &\stackrel{(a)}{=} p_{V_i}(x_{2i})P_{U_i} + \delta(x_{2i})(1 - P_{U_i}), \end{aligned} \quad (8)$$

where (a) follows from (6) and (7). In addition, we will also need the distribution of Y_{2i} , $p(y_{2i})$, which, using the law of total probability, can be written as

$$p(y_{2i}) = p(y_{2i}|U_i = t)P_{U_i} + p(y_{2i}|U_i = r)(1 - P_{U_i}). \quad (9)$$

On the other hand, using X_{2i} and the law of total probability, $p(y_{2i}|U_i = r)$ can be written as

$$\begin{aligned} p(y_{2i}|U_i = r) &= \sum_{x_{2i} \in \mathcal{X}_2} p(y_{2i}, x_{2i}|U_i = r) \\ &= \sum_{x_{2i} \in \mathcal{X}_2} p(y_{2i}|x_{2i}, U_i = r)p(x_{2i}|U_i = r) \\ &\stackrel{(a)}{=} \sum_{x_{2i} \in \mathcal{X}_2} p(y_{2i}|x_{2i}, U_i = r)\delta(x_{2i}) = p(y_{2i}|x_{2i} = 0, U_i = r) \\ &\stackrel{(b)}{=} p(y_{2i}|x_{2i} = 0), \end{aligned} \quad (10)$$

where (a) is due to (6) and (b) is the result of conditioning on the same variable twice since if $X_{2i} = 0$ then $U_i = r$, and vice versa. On the other hand, using X_{2i} and the law of total probability, $p(y_{2i}|U_i = t)$ can be written as

$$\begin{aligned} p(y_{2i}|U_i = t) &= \sum_{x_{2i} \in \mathcal{X}_2} p(y_{2i}, x_{2i}|U_i = t) = \sum_{x_{2i} \in \mathcal{X}_2} p(y_{2i}|x_{2i}, U_i = t)p(x_{2i}|U_i = t) \\ &\stackrel{(a)}{=} \sum_{x_{2i} \in \mathcal{X}_{2T}} p(y_{2i}|x_{2i}, U_i = t)p_{V_i}(x_{2i}) \stackrel{(b)}{=} \sum_{x_{2i} \in \mathcal{X}_{2T}} p(y_{2i}|x_{2i})p_{V_i}(x_{2i}), \end{aligned} \quad (11)$$

where (a) follows from (7) and since V_i takes values from set \mathcal{X}_{2T} , and (b) follows since conditioned on X_{2i} , Y_{2i} is independent of U_i . In (11), $p(y_{2i}|x_{2i})$ is the distribution at the output of the relay-destination channel conditioned on the relay's input X_{2i} .

C. Mutual Information and Entropy

For the capacity expression given later in Theorem 1, we need $I(X_1; Y_1|X_2 = 0)$, which is the mutual information between the source's input X_1 and the relay's output Y_1 conditioned on the relay having its input set to $X_2 = 0$, and $I(X_2; Y_2)$, which is the mutual information between the relay's input X_2 and the destination's output Y_2 .

The mutual information $I(X_1; Y_1|X_2 = 0)$ is obtained by definition as

$$I(X_1; Y_1|X_2 = 0) = \sum_{x_1 \in \mathcal{X}_1} \sum_{y_1 \in \mathcal{Y}_1} p(y_1|x_1, x_2 = 0)p(x_1|x_2 = 0) \log_2 \left(\frac{p(y_1|x_1, x_2 = 0)}{p(y_1|x_2 = 0)} \right), \quad (12)$$

where

$$p(y_1|x_2 = 0) = \sum_{x_1 \in \mathcal{X}_1} p(y_1|x_1, x_2 = 0)p(x_1|x_2 = 0). \quad (13)$$

In (12) and (13), $p(y_1|x_1, x_2 = 0)$ is the distribution at the output of the source-relay channel conditioned on the relay having its input set to $X_2 = 0$, and conditioned on the input symbols at the source X_1 .

On the other hand, $I(X_2; Y_2)$ is given by

$$I(X_2; Y_2) = H(Y_2) - H(Y_2|X_2), \quad (14)$$

where $H(Y_2)$ is the entropy of RV Y_2 , and $H(Y_2|X_2)$ is the entropy of Y_2 conditioned on X_2 . The entropy $H(Y_2)$ can be found by definition as

$$\begin{aligned} H(Y_2) &= - \sum_{y_2 \in \mathcal{Y}_2} p(y_2) \log_2(p(y_2)) \\ &\stackrel{(a)}{=} - \sum_{y_2 \in \mathcal{Y}_2} [p(y_2|U = t)P_U + p(y_2|U = r)(1 - P_U)] \\ &\quad \times \log_2 [p(y_2|U = t)P_U + p(y_2|U = r)(1 - P_U)], \end{aligned} \quad (15)$$

where (a) follows from (9). Now, inserting $p(y_2|U = r)$ and $p(y_2|U = t)$ given in (10) and (11), respectively, into (15), we obtain the final expression for $H(Y_2)$, as

$$\begin{aligned} H(Y_2) &= - \sum_{y_2 \in \mathcal{Y}_2} \left[P_U \sum_{x_2 \in \mathcal{X}_{2T}} p(y_2|x_2)p_V(x_2) + p(y_2|x_2 = 0)(1 - P_U) \right] \\ &\quad \times \log_2 \left[P_U \sum_{x_2 \in \mathcal{X}_{2T}} p(y_2|x_2)p_V(x_2) + p(y_2|x_2 = 0)(1 - P_U) \right]. \end{aligned} \quad (16)$$

On the other hand, the conditional entropy $H(Y_2|X_2)$ can be found based on its definition as

$$\begin{aligned}
H(Y_2|X_2) &= - \sum_{x_2 \in \mathcal{X}_2} p(x_2) \sum_{y_2 \in \mathcal{Y}_2} p(y_2|x_2) \log_2(p(y_2|x_2)) \\
&\stackrel{(a)}{=} -P_U \sum_{x_2 \in \mathcal{X}_{2T}} p_V(x_2) \sum_{y_2 \in \mathcal{Y}_2} p(y_2|x_2) \log_2(p(y_2|x_2)) \\
&\quad - (1 - P_U) \sum_{y_2 \in \mathcal{Y}_2} p(y_2|x_2 = 0) \log_2(p(y_2|x_2 = 0)), \tag{17}
\end{aligned}$$

where (a) follows by inserting $p(x_2)$ given in (8). Inserting $H(Y_2)$ and $H(Y_2|X_2)$ given in (16) and (17), respectively, into (14), we obtain the final expression for $I(X_2; Y_2)$, which is dependent on $p(x_2)$, i.e., on $p_V(x_2)$ and P_U .

We are now ready to present the capacity of the considered channel.

III. CAPACITY

In this section, we provide an easy-to-evaluate expression for the capacity of the two-hop HD relay channel, an explicit coding scheme that achieves the capacity, and the converse for the capacity.

A. The Capacity

A new expression for the capacity of the two-hop HD relay channel is given in the following theorem.

Theorem 1: The capacity of the two-hop HD relay channel is given by

$$C = \max_{P_U} \min \left\{ \max_{p(x_1|x_2=0)} I(X_1; Y_1|X_2 = 0)(1 - P_U), \max_{p_V(x_2)} I(X_2; Y_2)|_{P_U} \right\}, \tag{18}$$

where $I(X_1; Y_1|X_2 = 0)$ is given in (12) and $I(X_2; Y_2)$ is given in (14)-(17). The optimal P_U that maximizes the capacity in (18) is given by $P_U^* = \min\{P_U', P_U''\}$, where P_U' is the solution of

$$\max_{p(x_1|x_2=0)} I(X_1; Y_1|X_2 = 0)(1 - P_U) = \max_{p_V(x_2)} I(X_2; Y_2)|_{P_U}, \tag{19}$$

where, if (19) has two solutions, then P_U' is the smaller of the two, and P_U'' is the solution of

$$\frac{\partial \left(\max_{p_V(x_2)} I(X_2; Y_2)|_{P_U} \right)}{\partial P_U} = 0. \tag{20}$$

If $P_U^* = P_U'$, the capacity in (18) simplifies to

$$C = \max_{p(x_1|x_2=0)} I(X_1; Y_1 | X_2 = 0) (1 - P_U') = \max_{p_V(x_2)} I(X_2; Y_2) \Big|_{P_U=P_U'}, \quad (21)$$

whereas, if $P_U^* = P_U''$, the capacity in (18) simplifies to

$$C = \max_{p_V(x_2)} I(X_2; Y_2) \Big|_{P_U=P_U''} = \max_{p(x_2)} I(X_2; Y_2), \quad (22)$$

which is the capacity of the relay-destination channel.

Proof: The proof of the capacity given in (18) is provided in two parts. In the first part, given in Section III-B, we show that there exists a coding scheme that achieves a rate R which is smaller, but arbitrarily close to capacity C . In the second part, given in Section III-C, we prove that any rate R for which the probability of error can be made arbitrarily small, must be smaller than capacity C given in (18). The rest of the theorem follows from solving (18) with respect to P_U , and simplifying the result. In particular, note that the first term inside the $\min\{\cdot\}$ function in (18) is a decreasing function with respect to P_U . This function achieves its maximum for $P_U = 0$ and its minimum, which is zero, for $P_U = 1$. On the other hand, the second term inside the $\min\{\cdot\}$ function in (18) is a concave function with respect to P_U . To see this, note that $I(X_2; Y_2)$ is a concave function with respect to $p(x_2)$, i.e., with respect to the vector comprised of the probabilities $p(x_2)$, for $x_2 \in \mathcal{X}_2$, see [8]. Now, since $1 - P_U$ is just the probability $p(x_2 = 0)$ and since $p_V(x_2)$ contains the rest of the probability constrained parameters in $p(x_2)$, $I(X_2; Y_2)$ is a jointly concave function with respect to $p_V(x_2)$ and P_U . In [9, pp. 87-88], it is proven that if $f(x, y)$ is a jointly concave function in both (x, y) and \mathcal{C} is a convex nonempty set, then the function $g(x) = \max_{y \in \mathcal{C}} f(x, y)$ is concave in x . Using this result, and noting that the domain of $p_V(x_2)$ is specified by the probability constraints, i.e., by a convex non-empty set, we can conclude that $\max_{p_V(x_2)} I(X_2; Y_2) \Big|_{P_U}$ is concave with respect to P_U .

Now, the maximization of the minimum of the decreasing and concave functions with respect to P_U , given in (18), has a solution $P_U = P_U''$, when the concave function reaches its maximum, found from (20), and when for this point, i.e., for $P_U = P_U''$, the decreasing function is larger than the concave function. Otherwise, the solution is $P_U = P_U'$ which is found from (19) and in which case $P_U' < P_U''$ holds. If (19) has two solutions, then P_U' has to be the smaller of the two since $\max_{p(x_1|x_2=0)} I(X_1; Y_1 | X_2 = 0) (1 - P_U)$ is a decreasing function with respect to P_U . Now, when $P_U^* = P_U'$, (19) holds and (18) simplifies to (21). Whereas, when $P_U^* = P_U''$, then

$$\max_{p_V(x_2)} I(X_2; Y_2) \Big|_{P_U=P_U''} = \max_{p_V(x_2)} \max_{P_U} I(X_2; Y_2) = \max_{p(x_2)} I(X_2; Y_2), \text{ thereby leading to (22).} \quad \blacksquare$$

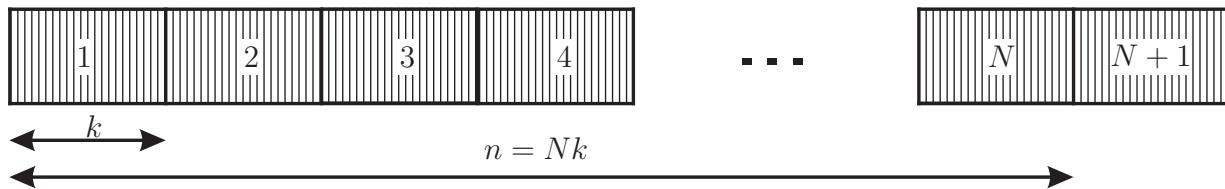


Fig. 2. To achieve the capacity in (18), transmission is organized in $N + 1$ blocks and each block comprises k channel uses.

B. Achievability of the Capacity

In the following, we describe a method for transferring nR bits of information in $n + k$ channel uses, where $n, k \rightarrow \infty$ and $n/(n + k) \rightarrow 1$ as $n, k \rightarrow \infty$. As a result, the information is transferred at rate R . To this end, the transmission is carried out in $N + 1$ blocks, where $N \rightarrow \infty$. In each block, we use the channel k times. The numbers N and k are chosen such that $n = Nk$ holds. The transmission in $N + 1$ blocks is illustrated in Fig. 2.

The source transmits message W , drawn uniformly from message set $\{1, 2, \dots, 2^{nR}\}$, from the source via the HD relay to the destination. To this end, before the start of transmission, message W is spilt into N messages, denoted by $w(1), \dots, w(N)$, where each $w(i), \forall i$, contains kR bits of information. The transmission is carried out in the following manner. In block one, the source sends message $w(1)$ in k channel uses to the relay and the relay is silent. In block i , for $i = 2, \dots, N$, source and relay send messages $w(i)$ and $w(i - 1)$ to relay and destination, respectively, in k channel uses. In block $N + 1$, the relay sends message $w(N)$ in k channel uses to the destination and the source is silent. Hence, in the first block and in the $(N + 1)$ -th block the relay and the source are silent, respectively, since in the first block the relay does not have information to transmit, and in block $N + 1$, the source has no more information to transmit. In blocks 2 to N , both source and relay transmit, while meeting the HD constraint in every channel use. Hence, during the $N + 1$ blocks, the channel is used $k(N + 1)$ times to send $nR = NkR$ bits of information, leading to an overall information rate given by

$$\lim_{N \rightarrow \infty} \lim_{k \rightarrow \infty} \frac{NkR}{k(N + 1)} = R \text{ bits/use.} \quad (23)$$

A detailed description of the proposed coding scheme is given in the following, where we explain the rates, codebooks, encoding, and decoding used for transmission.

Rates: The transmission rate of both source and relay is denoted by R and given by

$$R = C - \epsilon, \quad (24)$$

where C is given in Theorem 1 and $\epsilon > 0$ is an arbitrarily small number. Note that R is a function of P_U^* , see Theorem 1.

Codebooks: We have two codebooks: The source's transmission codebook and the relay's transmission codebook.

The source's transmission codebook is generated by mapping each possible binary sequence comprised of kR bits, where R is given by (24), to a codeword¹ $\mathbf{x}_{1|r}$ comprised of $k(1 - P_U^*)$ symbols. The symbols in each codeword $\mathbf{x}_{1|r}$ are generated independently according to distribution $p(x_1|x_2 = 0)$. Since in total there are 2^{kR} possible binary sequences comprised of kR bits, with this mapping we generate 2^{kR} codewords $\mathbf{x}_{1|r}$ each containing $k(1 - P_U^*)$ symbols. These 2^{kR} codewords form the source's transmission codebook, which we denote by $\mathcal{C}_{1|r}$.

The relay's transmission codebook is generated by mapping each possible binary sequence comprised of kR bits, where R is given by (24), to a transmission codeword \mathbf{x}_2 comprised of k symbols. The i -th symbol, $i = 1, \dots, k$, in codeword \mathbf{x}_2 is generated in the following manner. For each symbol a coin is tossed. The coin is such that it produces symbol r with probability $1 - P_U^*$ and symbol t with probability P_U^* . If the outcome of the coin flip is r , then the i -th symbol of the relay's transmission codeword \mathbf{x}_2 is set to zero. Otherwise, if the outcome of the coin flip is t , then the i -th symbol of codeword \mathbf{x}_2 is generated independently according to distribution $p_V(x_2)$. The 2^{kR} codewords \mathbf{x}_2 form the relay's transmission codebook denoted by \mathcal{C}_2 .

The two codebooks are known at all three nodes.

Encoding, Transmission, and Decoding: In the first block, the source maps $w(1)$ to the appropriate codeword $\mathbf{x}_{1|r}(1)$ from its codebook $\mathcal{C}_{1|r}$. Then, codeword $\mathbf{x}_{1|r}(1)$ is transmitted to the relay, which is scheduled to always receive and be silent (i.e., to set its input to zero) during the first block. However, knowing that the transmitted codeword from the source $\mathbf{x}_{1|r}(1)$ is comprised of $k(1 - P_U^*)$ symbols, the relay constructs the received codeword, denoted by $\mathbf{y}_{1|r}(1)$, only from the first $k(1 - P_U^*)$ received symbols. In Appendix A, we prove that codeword $\mathbf{x}_{1|r}(1)$ sent in the first block can be decoded successfully from the received codeword at the relay

¹The subscript $1|r$ in $\mathbf{x}_{1|r}$ is used to indicate that codeword $\mathbf{x}_{1|r}$ is comprised of symbols which are transmitted by the source only when $U_i = r$, i.e., when $X_{2i} = 0$.

$\mathbf{y}_{1|r}(1)$ using a typical decoder [8] since R satisfies

$$R < \max_{p(x_1|x_2=0)} I(X_1; Y_1|X_2=0)(1 - P_U^*). \quad (25)$$

In blocks $i = 2, \dots, N$, the encoding, transmission, and decoding are performed as follows. In blocks $i = 2, \dots, N$, the source and the relay map $w(i)$ and $w(i-1)$ to the appropriate codewords $\mathbf{x}_{1|r}(i)$ and $\mathbf{x}_2(i)$ from codebooks $\mathcal{C}_{1|r}$ and \mathcal{C}_2 , respectively. Note that the source also knows $\mathbf{x}_2(i)$ since $\mathbf{x}_2(i)$ was generated from $w(i-1)$ which the source transmitted in the previous (i.e., $(i-1)$ -th) block. The transmission of $\mathbf{x}_{1|r}(i)$ and $\mathbf{x}_2(i)$ can be performed in two ways: 1) by the relay switching between reception and transmission, and 2) by the relay always receiving and transmitting as in FD relaying. We first explain the first option.

Note that both source and relay know the position of the zero symbols in $\mathbf{x}_2(i)$. Hence, if the first symbol in codeword $\mathbf{x}_2(i)$ is zero, then in the first symbol interval of block i , the source transmits its first symbol from codeword $\mathbf{x}_{1|r}(i)$ and the relay receives. By receiving, the relay actually also sends the first symbol of codeword $\mathbf{x}_2(i)$, which is the symbol zero, i.e., $x_{21} = 0$. On the other hand, if the first symbol in codeword $\mathbf{x}_2(i)$ is non-zero, then in the first symbol interval of block i , the relay transmits its first symbol from codeword $\mathbf{x}_2(i)$ and the source is silent. The same procedure is performed for the j -th channel use in block i , for $j = 1, \dots, k$. In particular, if the j -th symbol in codeword $\mathbf{x}_2(i)$ is zero, then in the j -th channel use of block i the source transmits its next untransmitted symbol from codeword $\mathbf{x}_{1|r}(i)$ and the relay receives. With this reception, the relay actually also sends the j -th symbol of codeword $\mathbf{x}_2(i)$, which is the symbol zero, i.e., $x_{2j} = 0$. On the other hand, if the j -th symbol in codeword $\mathbf{x}_2(i)$ is non-zero, then for the j -th channel use of block i , the relay transmits the j -th symbol of codeword $\mathbf{x}_2(i)$ and the source is silent. Note that codeword $\mathbf{x}_2(i)$ contains $k(1 - P_U^*) \pm \varepsilon(i)$ symbols zeros, where $\varepsilon(i) > 0$. Due to the strong law of large numbers [8], $\lim_{k \rightarrow \infty} \varepsilon(i)/k = 0$ holds, which means that for large enough k , the fraction of symbols zeros in codeword $\mathbf{x}_2(i)$ is $1 - P_U^*$. Hence, for $k \rightarrow \infty$, the source can transmit practically all² of its $k(1 - P_U^*)$ symbols from codeword $\mathbf{x}_{1|r}(i)$ during a single block to the relay. Let $\mathbf{y}_{1|r}(i)$ denote the corresponding received codeword at the relay. In Appendix A, we prove that the codewords $\mathbf{x}_{1|r}(i)$ sent in blocks $i = 2, \dots, N$ can be decoded successfully at the relay from the corresponding received codewords $\mathbf{y}_{1|r}(i)$ using a typical decoder [8] since R satisfies (25). Moreover, in Appendix A, we also prove that, for

²When we say practically all, we mean either all or all except for a negligible fraction $\lim_{k \rightarrow \infty} \varepsilon(i)/k = 0$ of them.

$k \rightarrow \infty$, the codewords $\mathbf{x}_{1|r}(i)$ can be successfully decoded at the relay even though, for some blocks $i = 2, \dots, N$, only $k(1 - P_U^*) - \varepsilon(i)$ symbols out of $k(1 - P_U^*)$ symbols in codewords $\mathbf{x}_{1|r}(i)$ are transmitted to the relay. On the other hand, the relay sends the entire codeword $\mathbf{x}_2(i)$, comprised of k symbols of which a fraction $1 - P_U^*$ are zeros, to the destination. In particular, the relay sends the zero symbols of codeword $\mathbf{x}_2(i)$ to the destination by being silent during reception, and sends the non-zero symbols of codeword $\mathbf{x}_2(i)$ to the destination by actually transmitting them. On the other hand, the destination listens during the entire block and receives a codeword $\mathbf{y}_2(i)$. In Appendix B, we prove that the destination can successfully decode $\mathbf{x}_2(i)$ from the received codeword $\mathbf{y}_2(i)$, and thereby obtain $w(i - 1)$, since rate R satisfies

$$R < \max_{p_V(x_2)} I(X_2; Y_2) \Big|_{P_U=P_U^*}. \quad (26)$$

In a practical implementation, the relay may not be able to switch between reception and transmission in a symbol-by-symbol manner, due to practical constraints regarding the speed of switching. Instead, we may allow the relay to receive and transmit at the same time and in the same frequency band similar to FD relaying. However, this simultaneous reception and transmission is performed while avoiding self-interference since, in each symbol interval, either the input or the output information-carrying symbol of the relay is zero. This is accomplished in the following manner. The source performs the same operations as for the case when the relay switches between reception and transmission. On the other hand, the relay transmits all symbols from $\mathbf{x}_2(i)$ while continuously listening. Then, the relay discards from the received codeword, denoted by $\mathbf{y}_1(i)$, those symbols for which the corresponding symbols in $\mathbf{x}_2(i)$ are non-zero, and only collects the symbols in $\mathbf{y}_1(i)$ for which the corresponding symbols in $\mathbf{x}_2(i)$ are equal to zero. The collected symbols from $\mathbf{y}_1(i)$ constitute the relay's information-carrying received codeword $\mathbf{y}_{1|r}(i)$ which is used for decoding. Codeword $\mathbf{y}_{1|r}(i)$ is completely free of self-interference since the symbols in $\mathbf{y}_{1|r}(i)$ were received in symbol intervals for which the corresponding transmit symbol at the relay was zero.

In the last (i.e., the $(N + 1)$ -th) block, the source is silent and the relay transmits $w(N)$ by mapping it to the corresponding codeword $\mathbf{x}_2(i)$ from set \mathcal{C}_2 . The relay transmits all symbols in codeword $\mathbf{x}_2(i)$ to the destination. The destination can decode the received codeword in block $N + 1$ successfully, since (26) holds.

Finally, since both relay and destination can decode their respective codewords in each block,

$\mathbf{x}_{1 r}:$	$x_{11 r}$	$x_{12 r}$	$x_{13 r}$	$x_{14 r}$				
$\mathbf{x}_1:$	$x_{11 r}$	0	0	$x_{12 r}$	0	$x_{13 r}$	$x_{14 r}$	0
$\mathbf{y}_1:$	y_{11}	y_{12}	y_{13}	y_{14}	y_{15}	y_{16}	y_{17}	y_{18}
$\mathbf{y}_{1 r}:$	y_{11}	y_{14}	y_{16}	y_{17}				
$\mathbf{x}_2:$	0	x_{22}	x_{23}	0	x_{25}	0	0	x_{28}
$\mathbf{y}_2:$	y_{21}	y_{22}	y_{23}	y_{24}	y_{25}	y_{26}	y_{27}	y_{28}

Fig. 3. Example of generated switching vector along with input/output codewords at source, relay, and destination.

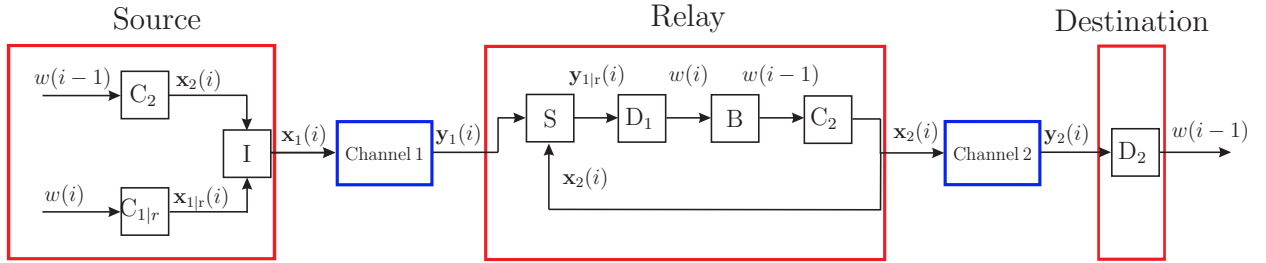


Fig. 4. Block diagram of the proposed channel coding protocol for time slot i . The following notations are used in the block diagram: $C_{1|r}$ and C_2 are encoders, D_1 and D_2 are decoders, I is an inserter, S is a selector, B is a buffer, and $w(i)$ denotes the message transmitted by the source in block i .

the entire message W can be decoded successfully at the destination at the end of the $(N + 1)$ -th block.

1) *Coding Example:* In Fig. 3, we show an example for vectors $\mathbf{x}_{1|r}$, \mathbf{x}_1 , \mathbf{y}_1 , $\mathbf{y}_{1|r}$, \mathbf{x}_2 , and \mathbf{y}_2 , for $k = 8$ and $P_U^* = 1/2$, where \mathbf{x}_1 contains all k input symbols at the source including the silences. From this example, it can be seen that \mathbf{x}_1 contains zeros due to silences for channel uses for which the corresponding symbol in \mathbf{x}_2 is non-zero. By comparing \mathbf{x}_1 and \mathbf{x}_2 it can be seen that the HD constraint is satisfied for each symbol duration.

The block diagram of the proposed coding scheme is shown in Fig. 4. In particular, in Fig 4, we show schematically the encoding, transmission, and decoding at source, relay, and destination.

The flow of encoding/decoding in Fig. 4 is as follows. Messages $w(i-1)$ and $w(i)$ are encoded into $\mathbf{x}_2(i)$ and $\mathbf{x}_{1|r}(i)$, respectively, at the source using the encoders C_2 and $C_{1|r}$, respectively. Then, an inserter I is used to create the vector $\mathbf{x}_1(i)$ by inserting the symbols of $\mathbf{x}_{1|r}(i)$ into the positions of $\mathbf{x}_1(i)$ for which the corresponding elements of $\mathbf{x}_2(i)$ are zeros and setting all other symbols in $\mathbf{x}_1(i)$ to zero. The source then transmits $\mathbf{x}_1(i)$. On the other hand, the relay, encodes $w(i-1)$ into $\mathbf{x}_2(i)$ using encoder C_2 . Then, the relay transmits $\mathbf{x}_2(i)$ while receiving $\mathbf{y}_1(i)$. Next, using $\mathbf{x}_2(i)$, the relay constructs $\mathbf{y}_{1|r}(i)$ from $\mathbf{y}_1(i)$ by selecting only those symbols for which the corresponding symbol in $\mathbf{x}_2(i)$ is zero. The relay then decodes $\mathbf{y}_{1|r}(i)$, using decoder D_1 , into $w(i)$ and stores the decoded bits in its buffer B . The destination receives $\mathbf{y}_2(i)$, and decodes it using decoder D_2 , into $w(i-1)$.

C. Converse

As shown in [4], the HD relay channel can be analyzed with the framework developed for the FD relay channel in [1]. Since the considered two-hop HD relay channel belongs to the class of degraded relay channels defined in [1], the rate of this channel is upper bounded by [1], [4]

$$R \leq \min \{I(X_1; Y_1|X_2), I(X_2; Y_2)\}. \quad (27)$$

On the other hand, $I(X_1; Y_1|X_2)$ can be simplified as

$$\begin{aligned} I(X_1; Y_1|X_2) &= I(X_1; Y_1|X_2 = 0)(1 - P_U) + I(X_1; Y_1|X_2 \neq 0)P_U \\ &\stackrel{(a)}{=} I(X_1; Y_1|X_2 = 0)(1 - P_U), \end{aligned} \quad (28)$$

where (a) follows from (3) since when $X_2 \neq 0$, Y_1 is deterministically zero thereby leading to $I(X_1; Y_1|X_2 \neq 0) = 0$. Inserting (28) into (27), we obtain

$$R \leq \min \{I(X_1; Y_1|X_2 = 0)(1 - P_U), I(X_2; Y_2)\}. \quad (29)$$

Now, since $I(X_1; Y_1|X_2 = 0)(1 - P_U)$ is a function of $p(x_1|x_2 = 0)$, and no other function inside the $\min\{\cdot\}$ function in (29) is dependent on the distribution $p(x_1|x_2 = 0)$, the right hand side of (29) and thereby the rate R can be upper bounded as

$$R \leq \min \left\{ \max_{p(x_1|x_2=0)} I(X_1; Y_1|X_2 = 0)(1 - P_U), I(X_2; Y_2) \right\}, \quad (30)$$

where $\max_{p(x_1|x_2=0)} I(X_1; Y_1|X_2 = 0)$ exists since the mutual information $I(X_1; Y_1|X_2 = 0)$ is a concave function with respect to $p(x_1|x_2 = 0)$. On the other hand, $I(X_2; Y_2)$ is a function of

$p(x_2)$ which is given in (8) as a function of $p_V(x_2)$ and P_U . Hence, $I(X_2; Y_2)$ is also a function of $p_V(x_2)$ and P_U . Now, since in the right hand side of (30) only $I(X_2; Y_2)$ is a function of $p_V(x_2)$, and since $I(X_2; Y_2)$ is a concave function of $p_V(x_2)$ (see proof of Theorem 1 for the proof of concavity), we can upper bound the right hand side of (30) and obtain a new upper bound for the rate R as

$$R \leq \min \left\{ \max_{p(x_1|x_2=0)} I(X_1; Y_1|X_2 = 0)(1 - P_U), \max_{p_V(x_2)} I(X_2; Y_2) \Big|_{P_U} \right\}. \quad (31)$$

Now, both the first and the second term inside the $\min\{\cdot\}$ function in (31) are dependent on P_U . If we maximize (31) with respect to P_U , we obtain a new upper bound for rate R as

$$R \leq \max_{P_U} \min \left\{ \max_{p(x_1|x_2=0)} I(X_1; Y_1|X_2 = 0)(1 - P_U), \max_{p_V(x_2)} I(X_2; Y_2) \Big|_{P_U} \right\}, \quad (32)$$

where the maximum with respect to P_U exists since the first and the second terms inside the $\min\{\cdot\}$ function in (32) are monotonically decreasing and concave functions with respect to P_U , respectively (see proof of Theorem 1 for proof of concavity). This concludes the proof of the converse.

IV. CAPACITY EXAMPLES

In the following, we evaluate the capacity of the considered relay channel when the source-relay and relay-destination links are both BSCs and AWGN channels, respectively.

A. Binary Symmetric Channels

Assume that the source-relay and relay-destination links are both BSCs, where $\mathcal{X}_1 = \mathcal{X}_2 = \mathcal{Y}_1 = \mathcal{Y}_2 = \{0, 1\}$, with probability of error P_{ε_1} and P_{ε_2} , respectively. Now, in order to obtain the capacity for this relay channel, according to Theorem 1, we first have to find $\max_{p(x_1|x_2=0)} I(X_1; Y_1|X_2 = 0)$ and $\max_{p_V(x_2)} I(X_2; Y_2)$. For the BSC, the expression for $\max_{p(x_1|x_2=0)} I(X_1; Y_1|X_2 = 0)$ is well known and given by [1]

$$\max_{p(x_1|x_2=0)} I(X_1; Y_1|X_2 = 0) = 1 - H(P_{\varepsilon_1}), \quad (33)$$

where $H(P_{\varepsilon_1})$ is the binary entropy function, which for probability P is defined as

$$H(P) = -P \log_2(P) - (1 - P) \log_2(1 - P). \quad (34)$$

The distribution that maximizes $I(X_1; Y_1 | X_2 = 0)$ is also well known and given by [1]

$$p(x_1 = 0 | x_2 = 0) = p(x_1 = 1 | x_2 = 0) = \frac{1}{2}. \quad (35)$$

On the other hand, for the BSC, the only symbol in the set \mathcal{X}_{2T} is symbol 1, which RV V takes with probability one. In other words, $p_V(x_2)$ is a degenerate distribution, given by $p_V(x_2) = \delta(x_2 - 1)$. Hence,

$$\max_{p_V(x_2)} I(X_2; Y_2) = I(X_2; Y_2) \Big|_{p_V(x_2) = \delta(x_2 - 1)} \quad (36)$$

$$= H(Y_2) \Big|_{p_V(x_2) = \delta(x_2 - 1)} - H(Y_2 | X_2) \Big|_{p_V(x_2) = \delta(x_2 - 1)}. \quad (37)$$

For the BSC, the expression for $H(Y_2 | X_2)$ is independent of X_2 , and is given by [1]

$$H(Y_2 | X_2) = H(P_{\varepsilon_2}). \quad (38)$$

On the other hand, in order to find $H(Y_2) \Big|_{p_V(x_2) = \delta(x_2 - 1)}$ from (16), we need the distributions of $p(y_2 | x_2 = 0)$ and $p(y_2 | x_2 = 1)$. For the BSC with probability of error P_{ε_2} , these distributions are obtained as

$$p(y_2 | x_2 = 0) = \begin{cases} 1 - P_{\varepsilon_2} & \text{if } y_2 = 0 \\ P_{\varepsilon_2} & \text{if } y_2 = 1, \end{cases} \quad (39)$$

and

$$p(y_2 | x_2 = 1) = \begin{cases} P_{\varepsilon_2} & \text{if } y_2 = 0 \\ 1 - P_{\varepsilon_2} & \text{if } y_2 = 1. \end{cases} \quad (40)$$

Inserting (39), (40), and $p_V(x_2) = \delta(x_2 - 1)$ into (16), we obtain $H(Y_2) \Big|_{p_V(x_2) = \delta(x_2 - 1)}$ as

$$H(Y_2) \Big|_{p_V(x_2) = \delta(x_2 - 1)} = -A \log_2(A) - (1 - A) \log_2(1 - A), \quad (41)$$

where

$$A = P_{\varepsilon_2}(1 - 2P_U) + P_U. \quad (42)$$

Inserting (38) and (41) into (36), we obtain $\max_{p_V(x_2)} I(X_2; Y_2)$ as

$$\max_{p_V(x_2)} I(X_2; Y_2) = -A \log_2(A) - (1 - A) \log_2(1 - A) - H(P_{\varepsilon_2}). \quad (43)$$

We now have the two necessary components required for obtaining P_U^* from (18), and thereby obtaining the capacity. This is summarized in the following corollary.

Corollary 1: The capacity of the considered relay channel with BSCs links is given by

$$C = \max_{P_U} \min \left\{ (1 - H(P_{\varepsilon_1}))(1 - P_U), -A \log_2(A) - (1 - A) \log_2(1 - A) - H(P_{\varepsilon_2}) \right\} \quad (44)$$

and is achieved with

$$p_V(x_2) = \delta(x_2 - 1) \quad (45)$$

$$p(x_1 = 0|x_2 = 0) = p(x_1 = 1|x_2 = 0) = 1/2. \quad (46)$$

There are two cases for the optimal P_U^* which maximizes (44). If P_U found from³

$$(1 - H(P_{\varepsilon_1}))(1 - P_U) = -A \log_2(A) - (1 - A) \log_2(1 - A) - H(P_{\varepsilon_2}) \quad (47)$$

is smaller than $1/2$, then the optimal P_U^* which maximizes (44) is found as the solution to (47), and the capacity simplifies to

$$C = (1 - H(P_{\varepsilon_1}))(1 - P_U^*) = -A^* \log_2(A^*) - (1 - A^*) \log_2(1 - A^*) - H(P_{\varepsilon_2}), \quad (48)$$

where $A^* = A|_{P_U=P_U^*}$. Otherwise, if P_U found from (47) is $P_U \geq 1/2$, then the optimal P_U^* which maximizes (44) is $P_U^* = 1/2$, and the capacity simplifies to

$$C = 1 - H(P_{\varepsilon_2}). \quad (49)$$

Proof: The capacity in (44) is obtained by inserting (33) and (43) into (18). On the other hand, for the BSC, the solution of (20) is $P_U'' = 1/2$, whereas (19) simplifies to (47). Hence, using Theorem 1, we obtain that if $P_U' \leq P_U'' = 1/2$, then $P_U^* = P_U'$, where P_U' is found from (47), in which case the capacity is given by (21), which simplifies to (48) for the BSC. On the other hand, if $P_U' > P_U'' = 1/2$, then $P_U^* = P_U'' = 1/2$, in which case the capacity is given by (22), which simplifies to (49) for the BSC. ■

B. AWGN Channels

In this subsection, we assume that the source-relay and relay-destination links are AWGN channels, i.e., channels which are impaired by independent, real-valued, zero-mean AWGN with variances σ_1^2 and σ_2^2 , respectively. More precisely, the outputs at the relay and the destination are given by

$$Y_k = X_k + N_k, \quad k \in \{1, 2\}, \quad (50)$$

³ Solving (47) with respect to P_U leads to a nonlinear equation, which can be easily solved using e.g. Newton's method [10].

where N_k is a zero-mean Gaussian RV with variance σ_k^2 , $k \in \{1, 2\}$, with distribution $p_{N_k}(z)$, $k \in \{1, 2\}$, $-\infty \leq z \leq \infty$. Moreover, assume that the symbols transmitted by the source and the relay must satisfy the following average power constraints⁴

$$\sum_{x_1 \in \mathcal{X}_1} x_1^2 p(x_1|x_2=0) \leq P_1 \quad \text{and} \quad \sum_{x_2 \in \mathcal{X}_{2T}} x_2^2 p_V(x_2) \leq P_2. \quad (51)$$

Obtaining the capacity for this relay channel using Theorem 1, requires expressions for the functions $\max_{p(x_1|x_2=0)} I(X_1; Y_1|X_2=0)$ and $\max_{p_V(x_2)} I(X_2; Y_2) = \max_{p_V(x_2)} [H(Y_2) - H(Y_2|X_2)]$. For the AWGN channel, the expressions for the mutual information $\max_{p(x_1|x_2=0)} I(X_1; Y_1|X_2=0)$ and the entropy $H(Y_2|X_2)$ are well known and given by

$$\max_{p(x_1|x_2=0)} I(X_1; Y_1|X_2=0) = \frac{1}{2} \log_2 \left(1 + \frac{P_1}{\sigma_1^2} \right) \quad (52)$$

$$H(Y_2|X_2) = \frac{1}{2} \log_2 (2\pi e \sigma_2^2), \quad (53)$$

where, as is well known, for AWGN $I(X_1; Y_1|X_2=0)$ is maximized when $p(x_1|x_2=0)$ is the zero mean Gaussian distribution with variance P_1 . On the other hand, $H(Y_2|X_2)$ is just the differential entropy of Gaussian RV N_2 , which is independent of $p(x_2)$, i.e., of $p_V(x_2)$. Hence,

$$\max_{p_V(x_2)} I(X_2; Y_2) = \max_{p_V(x_2)} H(Y_2) - \frac{1}{2} \log_2 (2\pi e \sigma_2^2) \quad (54)$$

holds and in order to find $\max_{p_V(x_2)} I(X_2; Y_2)$ we only need to derive $\max_{p_V(x_2)} H(Y_2)$. Now, in order to find $\max_{p_V(x_2)} H(Y_2)$, we first obtain $H(Y_2)$ using (16) and then obtain the distribution $p_V(x_2)$ which maximizes $H(Y_2)$. Finding an expression for $H(Y_2)$ requires the distribution of $p(y_2|x_2)$. This distribution is found using (50) as

$$p(y_2|x_2) = p_{N_2}(y_2 - x_2). \quad (55)$$

Inserting (55) into (16), we obtain $H(Y_2)$ as

$$\begin{aligned} H(Y_2) = & - \int_{-\infty}^{\infty} \left[P_U \sum_{x_2 \in \mathcal{X}_{2T}} p_{N_2}(y_2 - x_2) p_V(x_2) + p_{N_2}(y_2) (1 - P_U) \right] \\ & \times \log_2 \left[P_U \sum_{x_2 \in \mathcal{X}_{2T}} p_{N_2}(y_2 - x_2) p_V(x_2) + p_{N_2}(y_2) (1 - P_U) \right] dy_2, \quad (56) \end{aligned}$$

⁴If the optimal distributions $p(x_1|x_2=0)$ and $p_V(x_2)$ turn out to be continuous, the sums in (51) should be replaced by integrals.

where, since $p(y_2|x_2)$ is now a continuous probability density function, the summation in (16) with respect to y_2 converges to an integral as

$$\sum_{y_2} \rightarrow \int_{-\infty}^{\infty} dy_2. \quad (57)$$

We are now ready to maximize $H(Y_2)$ in (56) with respect to $p_V(x_2)$. Unfortunately, obtaining the optimal $p_V(x_2)$ which maximizes $H(Y_2)$ in closed form is difficult, if not impossible. However, as will be shown in the following lemma, we still can characterize the optimal $p_V(x_2)$, which is helpful for numerical calculation of $p_V(x_2)$.

Lemma 1: For the considered relay channel where the relay-destination link is an AWGN channel and where the input symbols of the relay must satisfy the average power constraint given in (51), the distribution $p_V(x_2)$ which maximizes $H(Y_2)$ in (56) for a fixed $P_U < 1$ is discrete, i.e., it has the following form

$$p_V(x_2) = \sum_{k=1}^K p_k \delta(x_2 - x_{2k}), \quad (58)$$

where p_k is the probability that symbol x_2 will take the value x_{2k} , for $k = 1, \dots, K$, where $K \leq \infty$. Furthermore, p_k and x_{2k} given in (58), must satisfy

$$\sum_{k=1}^K p_k = 1 \quad \text{and} \quad \sum_{k=1}^K p_k x_{2k}^2 = P_2. \quad (59)$$

In the limiting case when $P_U \rightarrow 1$, distribution $p_V(x_2)$ converges to the zero-mean Gaussian distribution with variance P_2 .

Proof: Please see Appendix C. ■

Remark 1: Unfortunately, there is no closed-form expression for distribution $p_V(x_2)$ given in the form of (58), and therefore, a brute-force search has to be used in order to find x_{2k} and p_k , $\forall k$.

Now, inserting (58) into (56) we obtain $\max_{p_V(x_2)} H(Y_2)$ as

$$\begin{aligned} \max_{p_V(x_2)} H(Y_2) = & - \int_{-\infty}^{\infty} \left(P_U \sum_{k=1}^K p_k^* p_{N_2}(y_2 - x_{2k}^*) + (1 - P_U) p_{N_2}(y_2) \right) \\ & \times \log_2 \left(P_U \sum_{k=1}^K p_k^* p_{N_2}(y_2 - x_{2k}^*) + (1 - P_U) p_{N_2}(y_2) \right) dy_2, \end{aligned} \quad (60)$$

where $p_V^*(x_2) = \sum_{k=1}^K p_k^* \delta(x_2 - x_{2k}^*)$ is the distribution that maximizes $H(Y_2)$ in (56). Inserting (60) into (54), we obtain $\max_{p_V(x_2)} I(X_2; Y_2)$. Using (52) and $\max_{p_V(x_2)} I(X_2; Y_2)$ in Theorem 1, we obtain the capacity of the considered relay channel with AWGN links. This is conveyed in the following corollary.

Corollary 2: The capacity of the considered relay channel where the source-relay and relay-destination links are both AWGN channels with noise variances σ_1^2 and σ_2^2 , respectively, and where the average power constraints of the inputs of source and relay are given by (51), is given by

$$\begin{aligned}
C &= \frac{1}{2} \log_2 \left(1 + \frac{P_1}{\sigma_1^2} \right) (1 - P_U^*) \\
&\stackrel{(a)}{=} - \int_{-\infty}^{\infty} \left(P_U^* \sum_{k=1}^K p_k^* p_{N_2}(y_2 - x_{2k}^*) + (1 - P_U^*) p_{N_2}(y_2) \right) \\
&\quad \times \log_2 \left(P_U^* \sum_{k=1}^K p_k^* p_{N_2}(y_2 - x_{2k}^*) + (1 - P_U^*) p_{N_2}(y_2) \right) dy_2 - \frac{1}{2} \log_2(2\pi e \sigma_2^2),
\end{aligned} \tag{61}$$

where the optimal P_U^* is found such that equality (a) in (61) holds. The capacity in (61) is achieved when $p(x_1|x_2 = 0)$ is the zero-mean Gaussian distribution with variance P_1 and $p_V^*(x_2) = \sum_{k=1}^K p_k^* \delta(x_2 - x_{2k}^*)$ is a discrete distribution which satisfies (59) and maximizes $H(Y_2)$ given in (60).

Proof: The capacity in (61) is obtained by inserting (60) into (54), then inserting (54) and (52) into (18), and finally maximizing with respect to P_U . For the maximization of the corresponding capacity with respect to P_U , we note that $P_U' < P_U'' = 1$ always holds. Hence, the capacity is given by (21), which for the Gaussian case simplifies to (61). To see that $P_U'' = 1$, note the relay-destination channel is an AWGN channel for which the mutual information is maximized when $p(x_2)$ is a Gaussian distribution. From (8), we see that $p(x_2)$ becomes a Gaussian distribution if and only if $P_U = 1$ and $p_V(x_2)$ also assumes a Gaussian distribution. ■

V. NUMERICAL EXAMPLES

In this section, we numerically evaluate the capacities of the considered HD relay channel when the source-relay and relay-destination links are both BSCs and AWGN channels, respectively. As a performance benchmark, we use the maximal achievable rate of conventional relaying [3].

Thereby, the source transmits to the relay one codeword with rate $\max_{p(x_1|x_2=0)} I(X_1; Y_1|X_2 = 0)$ in $1 - P_U$ fraction of the time, where $0 < P_U < 1$, and in the remaining fraction of time, P_U , the relay retransmits the received information to the destination with rate $\max_{p(x_2)} I(X_2; Y_2)$, see [2] and [3]. The optimal P_U , is found such that the following holds

$$R_{\text{conv}} = \max_{p(x_1|x_2=0)} I(X_1; Y_1|X_2 = 0)(1 - P_U) = \max_{p(x_2)} I(X_2; Y_2)P_U. \quad (62)$$

Employing the optimal P_U obtained from (62), the maximal achievable rate of conventional relaying can be written as

$$R_{\text{conv}} = \frac{\max_{p(x_1|x_2=0)} I(X_1; Y_1|X_2 = 0) \times \max_{p(x_2)} I(X_2; Y_2)}{\max_{p(x_1|x_2=0)} I(X_1; Y_1|X_2 = 0) + \max_{p(x_2)} I(X_2; Y_2)}. \quad (63)$$

A. BSC Links

For simplicity, we assume symmetric links with $P_{\varepsilon_1} = P_{\varepsilon_2} = P_\varepsilon$. As a result, $P_U^* < 1/2$ in Corollary 1 and the capacity is given by (48). This capacity is plotted in Fig. 5, where P_U^* is found from (47) using a mathematical software package, e.g. Mathematica. As a benchmark, in Fig. 5, we also show the maximal achievable rate using conventional relaying, obtained by inserting

$$\max_{p(x_1|x_2=0)} I(X_1; Y_1|X_2 = 0) = \max_{p(x_2)} I(X_2; Y_2) = 1 - H(P_\varepsilon) \quad (64)$$

into (63), where $H(P_\varepsilon)$ is given in (34) with $P = P_\varepsilon$. Thereby, the following rate is obtained

$$R_{\text{conv}} = \frac{1}{2}(1 - H(P_\varepsilon)). \quad (65)$$

As can be seen from Fig. 5, when both links are error-free, i.e., $P_\varepsilon = 0$, conventional relaying achieves 0.5 bits/channel use, whereas the capacity is 0.77291, which is 54% larger than the rate achieved with conventional relaying. This value for the capacity can be obtained by inserting $P_{\varepsilon_1} = P_{\varepsilon_2} = 0$ in (47), and thereby obtain

$$C = 1 - P_U^* \stackrel{(a)}{=} H(P_U^*). \quad (66)$$

Solving (a) in (66) with respect to P_U^* and inserting the solution for P_U^* back into (66), yields $C = 0.77291$. We note that this value was first reported in [5, page 327].

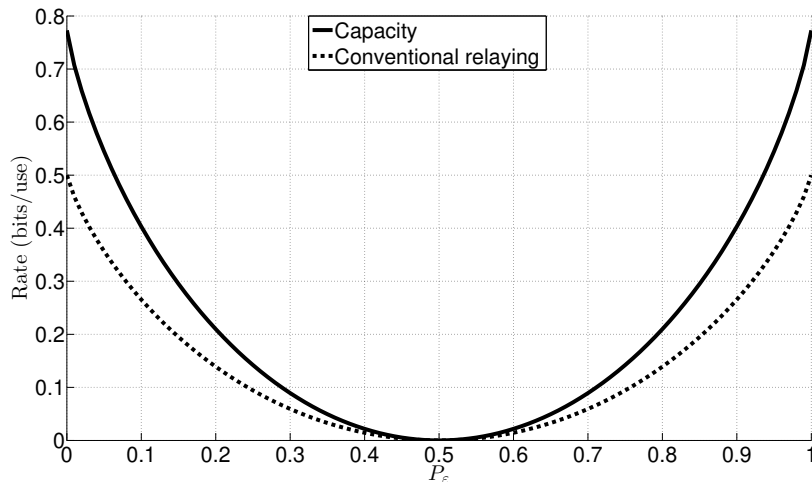


Fig. 5. Comparison of rates for the BSC as a function of the error probability $P_{\epsilon 1} = P_{\epsilon 2} = P_\epsilon$.

B. AWGN Links

For the AWGN case, the capacity is evaluated based on Corollary 2. However, since for this case the optimal input distribution at the relay $p_V^*(x_2)$ is unknown, i.e., the values of p_k^* and x_{2k}^* in (61) are unknown, we have performed a brute force search for the values of p_k^* and x_{2k}^* which maximize (61). Two examples of such distributions⁵ are shown in Fig. 6 for two different values of the SNR $P_1/\sigma_1^2 = P_2/\sigma_2^2$. Since we do not have a proof that the distributions obtained via brute-force search are actually the exact optimal input distributions at the relay that achieve the capacity, the rates that we obtain, denoted by C_L , are lower than or equal to the actual capacity. These rates are shown in Figs. 7 and 8, for symmetric links and non-symmetric links, respectively, where we set $P_1/\sigma_1^2 = P_2/\sigma_2^2$ and $P_1/\sigma_1^2/10 = P_2/\sigma_2^2$, respectively. We note that for the results in Fig. 7, for $P_1/\sigma_1^2 = P_2/\sigma_2^2 = 10$ dB and $P_1/\sigma_1^2 = P_2/\sigma_2^2 = 15$ dB, we have used the input distributions at the relay shown in Fig. 6. In particular, for $P_1/\sigma_1^2 = P_2/\sigma_2^2 = 10$ dB we have used the following values for p_k^* and x_{2k}^*

$$p_k^* = [0.35996, 0.11408, 2.2832 \times 10^{-2}, 2.88578 \times 10^{-3}, 2.30336 \times 10^{-4}, \\ 1.16103 \times 10^{-5}, 3.69578 \times 10^{-7}],$$

$$x_{2k}^* = [2.62031, 3.93046, 5.24061, 6.55077, 7.86092, 9.17107, 10.4812],$$

⁵ Note that these distributions resemble a discrete, Gaussian shaped distribution with a gap around zero.

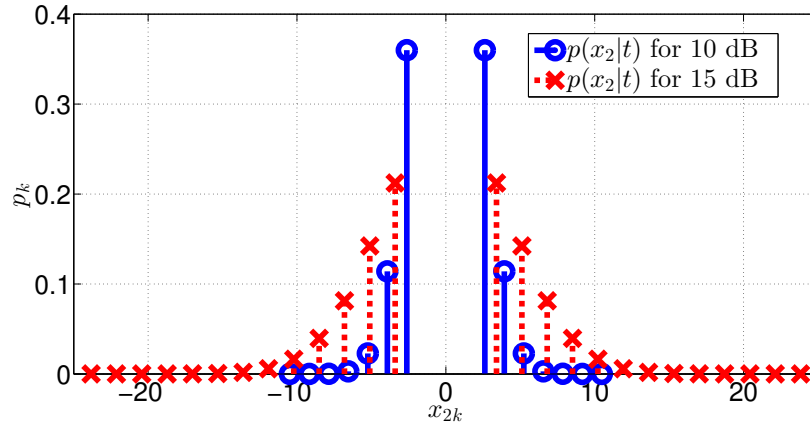


Fig. 6. Example of proposed input distributions at the relay $p_V(x_2)$.

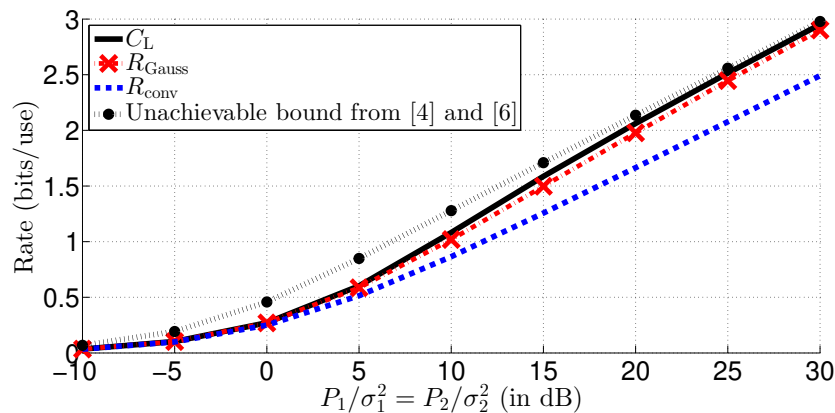


Fig. 7. Source-relay and relay destination links are AWGN channels with $P_1/\sigma_1^2 = P_2/\sigma_2^2$.

and for $P_1/\sigma_1^2 = P_2/\sigma_2^2 = 15$ dB we have used

$$p_k^* = [0.212303, 0.142311, 8.12894 \times 10^{-2}, 3.95678 \times 10^{-2}, 1.64121 \times 10^{-2}, 5.80092 \times 10^{-3}, \\ 1.7472 \times 10^{-3}, 4.48438 \times 10^{-4}, 9.80788 \times 10^{-5}, 1.82793 \times 10^{-5}, 2.90308 \times 10^{-6}, 3.92889 \times 10^{-7}], \\ x_{2k}^* = [3.40482, 5.10724, 6.80965, 8.51206, 10.2145, 11.9169, 13.6193, 15.3217, \\ 17.0241, 18.7265, 20.4289, 22.1314].$$

The above values of p_k^* and x_{2k}^* are only given for $x_{2k}^* > 0$, since the values of p_k^* and x_{2k}^* when $x_{2k}^* < 0$ can be found from symmetry, see Fig. 6.

In Figs. 7 and 8, we also show the rate achieved when instead of an optimal discrete input distribution at the relay $p_V^*(x_2)$, cf. Lemma 1, we use a continuous, zero-mean Gaussian

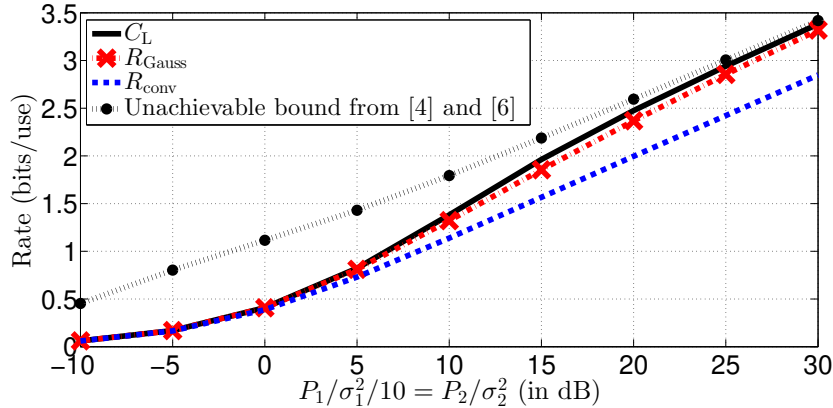


Fig. 8. Source-relay and relay destination links are AWGN channels with $P_1/\sigma_1^2/10 = P_2/\sigma_2^2$.

distribution with variance P_2 . Thereby, we obtain the following rate

$$\begin{aligned}
 R_{\text{Gauss}} &= \frac{1}{2} \log_2 \left(1 + \frac{P_1}{\sigma_1^2} \right) (1 - P_U) \\
 &\stackrel{(a)}{=} - \int_{-\infty}^{\infty} (P_U p_G(y_2) + (1 - P_U) p_{N_2}(y_2)) \\
 &\quad \times \log_2 (P_U p_G(y_2) + (1 - P_U) p_{N_2}(y_2)) dy_2 - \frac{1}{2} \log_2 (2\pi e \sigma_2^2),
 \end{aligned} \tag{67}$$

where P_U is found such that equality (a) holds and $p_G(y_2)$ is a continuous, zero-mean Gaussian distribution with variance $P_2 + \sigma_2^2$. From Figs. 7 and 8, we can see that $R_{\text{Gauss}} \leq C_L$, which was expected from Lemma 1. However, the loss in performance caused by the Gaussian inputs is moderate, which suggests that the performance gains obtained by the proposed protocol are mainly due to the exploitation of the silent (zero) symbols for conveying information from the HD relay to the destination rather than the optimization of $p_V(x_2)$.

As benchmark, in Figs. 7 and 8, we have also shown the maximal achievable rate using conventional relaying, obtained by inserting

$$\max_{p(x_1|x_2=0)} I(X_1; Y_1 | X_2 = 0, U = r) = \frac{1}{2} \log_2 \left(1 + \frac{P_1}{\sigma_1^2} \right) \tag{68}$$

and

$$\max_{p_V(x_2)} I(X_2; Y_2 | U = t) = \frac{1}{2} \log_2 \left(1 + \frac{P_2}{\sigma_2^2} \right) \tag{69}$$

into (63), which yields

$$R_{\text{conv}} = \frac{1}{2} \frac{\log_2 \left(1 + \frac{P_1}{\sigma_1^2}\right) \log_2 \left(1 + \frac{P_2}{\sigma_2^2}\right)}{\log_2 \left(1 + \frac{P_1}{\sigma_1^2}\right) + \log_2 \left(1 + \frac{P_2}{\sigma_2^2}\right)}. \quad (70)$$

Comparing the rates C_L and R_{conv} in Figs. 7 and 8, we see that for $10 \text{ dB} \leq P_2/\sigma_2^2 \leq 30 \text{ dB}$, C_L achieves 3 to 6 dB gain compared to R_{conv} . Hence, large performance gains are achieved using the proposed capacity protocol even if suboptimal input distributions at the relay are employed.

Finally, as additional benchmark in Figs. 7 and 8, we show the unachievable upper bounds reported in [4] and [6], given by

$$C_{\text{Upper}} = \max_{P_U} \min \left\{ \frac{1}{2} \log_2 \left(1 + \frac{P_1}{\sigma_1^2}\right) (1 - P_U), \frac{1}{2} \log_2 \left(1 + \frac{P_2}{\sigma_2^2}\right) P_U + H(P_U) \right\}. \quad (71)$$

As can be seen from Figs. 7 and 8, this bound is loose for low SNRs but becomes tight for high SNRs.

VI. CONCLUSION

We have derived an easy-to-evaluate expression for the capacity of the two-hop HD relay channel without fading based on a simplified converse. Moreover, we have proposed an explicit coding scheme which achieves the capacity. In particular, we showed that the capacity is achieved when the relay switches between reception and transmission in a symbol-by-symbol manner and when additional information is sent by the relay to the destination using the zero symbol implicitly sent by the relay's silence during reception. Furthermore, we have evaluated the capacity for the cases when both links are BSCs and AWGN channels, respectively. From the numerical examples, we have observed that the capacity of the two-hop HD relay channel is significantly higher than the rates achieved with conventional relaying protocols.

APPENDIX

A. Proof That the Probability of Error at the Relay Goes to Zero When (25) Holds

In order to prove that the relay can decode the source's codeword in block b , $\mathbf{x}_{1|r}(b)$, where $1 \leq b \leq N$, from the received codeword $\mathbf{y}_{1|r}(b)$ when (25) holds, i.e., that the probability of error at the relay goes to zero as $k \rightarrow \infty$, we will follow the "standard" method in [8, Sec. 7.7] for analyzing the probability of error for rates smaller than the capacity. To this end, note that

the length of codeword $\mathbf{x}_{1|r}(b)$ is $k(1 - P_U^*)$. On the other hand, the length of codeword $\mathbf{y}_{1|r}(b)$ is identical to the number of zeros⁶ in relay's transmit codeword $\mathbf{x}_2(b)$. Since the zeros in $\mathbf{x}_2(b)$ are generated independently using a coin flip, the number of zeros, i.e., the length of $\mathbf{y}_{1|r}(b)$ is $k(1 - P_U^*) \pm \varepsilon(b)$, where $\varepsilon(b)$ is a non-negative integer. Due to the strong law of large numbers, the following holds

$$\lim_{k \rightarrow \infty} \frac{\varepsilon(b)}{k} = 0, \quad (72)$$

$$\lim_{k \rightarrow \infty} \frac{k(1 - P_U^*) \pm \varepsilon(b)}{k(1 - P_U^*)} = 1, \quad (73)$$

i.e., for large k , the length of relay's received codeword $\mathbf{y}_{1|r}(b)$ is approximately $k(1 - P_U^*)$.

Now, for block b , we define a set $\mathcal{R}(b)$ which contains the symbol indices i in block b for which the symbols in $\mathbf{x}_2(b)$ are zeros, i.e., for which $X_{2i} = 0$. Note that before the start of the transmission in block b , the relay knows $\mathbf{x}_2(b)$, thereby it knows a priori for which symbol indices i in block b , $X_{2i} = 0$ holds. Furthermore, note that

$$|\mathcal{R}(b)| = k(1 - P_U^*) \pm \varepsilon(b) \quad (74)$$

holds, where $|\cdot|$ denotes cardinality of a set. Depending on the relation between $|\mathcal{R}(b)|$ and $k(1 - P_U^*)$, the relay has to distinguish between two cases for decoding $\mathbf{x}_{1|r}(b)$ from $\mathbf{y}_{1|r}(b)$. In the first case $|\mathcal{R}(b)| \geq k(1 - P_U^*)$ holds whereas in the second case $|\mathcal{R}(b)| < k(1 - P_U^*)$ holds. We first explain the decoding procedure for the first case.

When $|\mathcal{R}(b)| = k(1 - P_U^*) + \varepsilon(b) \geq k(1 - P_U^*)$ holds, the source can transmit the entire codeword $\mathbf{x}_{1|r}(b)$, which is comprised of $k(1 - P_U^*)$ symbols, since there are enough zeros in codeword $\mathbf{x}_2(b)$. On the other hand, since for this case the received codeword $\mathbf{y}_{1|r}(b)$ is comprised of $k(1 - P_U^*) + \varepsilon(b)$ symbols, and since for the last $\varepsilon(b)$ symbols in $\mathbf{y}_{1|r}(b)$ the source is silent, the relay keeps from $\mathbf{y}_{1|r}(b)$ only the first $k(1 - P_U^*)$ symbols and discards the remaining $\varepsilon(b)$ symbols. In this way, the relay keeps only the received symbols which are the result of the transmitted symbols in $\mathbf{x}_{1|r}(b)$, and discards the rest of the symbols in $\mathbf{y}_{1|r}(b)$ for which the source is silent. Thereby, from $\mathbf{y}_{1|r}(b)$, the relay generates a new received codeword which we denote by $\mathbf{y}_{1|r}^*(b)$. Moreover, let $\mathcal{R}_1(b)$ be a set which contains the symbol indices of the symbols comprising codeword $\mathbf{y}_{1|r}^*(b)$. Now, note that the lengths of $\mathbf{x}_{1|r}(b)$ and $\mathbf{y}_{1|r}^*(b)$, and the

⁶For $b = 1$, note that the number of zeros in $\mathbf{x}_2(1)$ is k . Therefore, for $b = 1$, we only take into an account the first $k(1 - P_U^*)$ zeros. As a result, the length of $\mathbf{y}_{1|r}(b)$ is also $k(1 - P_U^*)$.

cardinality of set $\mathcal{R}_1(b)$ are $k(1 - P_U^*)$, respectively. Having created $\mathbf{y}_{1|r}^*(b)$ and $\mathcal{R}_1(b)$, we now use a jointly typical decoder for decoding $\mathbf{x}_{1|r}(b)$ from $\mathbf{y}_{1|r}^*(b)$. In particular, we define a jointly typical set $A_\epsilon^{|\mathcal{R}_1(b)|}$ as

$$A_\epsilon^{|\mathcal{R}_1(b)|} = \left\{ (\mathbf{x}_{1|r}, \mathbf{y}_{1|r}^*) \in \mathcal{X}_1^{|\mathcal{R}_1(b)|} \times \mathcal{Y}_1^{|\mathcal{R}_1(b)|} : \right.$$

$$\left| -\frac{1}{|\mathcal{R}_1(b)|} \sum_{i \in \mathcal{R}_1(b)} \log_2 p(x_{1i}|x_{2i} = 0) - H(X_1|X_2 = 0) \right| \leq \epsilon, \quad (75a)$$

$$\left| -\frac{1}{|\mathcal{R}_1(b)|} \sum_{i \in \mathcal{R}_1(b)} \log_2 p(y_{1i}|x_{2i} = 0) - H(Y_1|X_2 = 0) \right| \leq \epsilon, \quad (75b)$$

$$\left. \left| -\frac{1}{|\mathcal{R}_1(b)|} \sum_{i \in \mathcal{R}_1(b)} \log_2 p(x_{1i}, y_{1i}|x_{2i} = 0) - H(X_1, Y_1|X_2 = 0) \right| \leq \epsilon \right\}, \quad (75c)$$

where ϵ is a small positive number. The transmitted codeword $\mathbf{x}_{1|r}(b)$ is successfully decoded from received codeword $\mathbf{y}_{1|r}^*(b)$ if and only if $(\mathbf{x}_{1|r}(b), \mathbf{y}_{1|r}^*(b)) \in A_\epsilon^{|\mathcal{R}_1(b)|}$ and no other codeword $\hat{\mathbf{x}}_{1|r}$ from codebook $\mathcal{C}_{1|r}$ is jointly typical with $\mathbf{y}_{1|r}^*(b)$. In order to compute the probability of error, we define the following events

$$E_0 = \{(\mathbf{x}_{1|r}(b), \mathbf{y}_{1|r}^*(b)) \notin A_\epsilon^{|\mathcal{R}_1(b)|}\} \text{ and } E_j = \{(\hat{\mathbf{x}}_{1|r}^{(j)}, \mathbf{y}_{1|r}^*(b)) \in A_\epsilon^{|\mathcal{R}_1(b)|}\}, \quad (76)$$

where $\hat{\mathbf{x}}_{1|r}^{(j)}$ is the j -th codeword in $\mathcal{C}_{1|r}$ that is different from $\mathbf{x}_{1|r}(b)$. Note that in $\mathcal{C}_{1|r}$ there are $|\mathcal{C}_{1|r}| - 1 = 2^{kR} - 1$ codewords that are different from $\mathbf{x}_{1|r}(b)$, i.e., $j = 1, \dots, 2^{kR} - 1$. Hence, an error occurs if any of the events $E_0, E_1, \dots, E_{2^{kR}-1}$ occurs. Since $\mathbf{x}_{1|r}(b)$ is uniformly selected from the codebook $\mathcal{C}_{1|r}$, the average probability of error is given by

$$\Pr(\epsilon) = \Pr(E_0 \cup E_1 \cup \dots \cup E_{2^{kR}-1}) \leq \Pr(E_0) + \sum_{j=1}^{2^{kR}-1} \Pr(E_j). \quad (77)$$

Since $|\mathcal{R}_1(b)| \rightarrow \infty$ as $k \rightarrow \infty$, $\Pr(E_0)$ in (77) is upper bounded as [8, Eq. (7.74)]

$$\Pr(E_0) \leq \epsilon. \quad (78)$$

On the other hand, since $|\mathcal{R}_1(b)| \rightarrow \infty$ as $k \rightarrow \infty$, $\Pr(E_j)$ is upper bounded as

$$\begin{aligned}
\Pr(E_j) &= \Pr\left(\left(\hat{\mathbf{x}}_{1|r}^{(j)}, \mathbf{y}_{1|r}^*(b)\right) \in A_\epsilon^{|\mathcal{R}_1(b)|}\right) = \sum_{(\hat{\mathbf{x}}_{1|r}^{(j)}, \mathbf{y}_{1|r}^*(b)) \in A_\epsilon^{|\mathcal{R}_1(b)|}} p(\hat{\mathbf{x}}_{1|r}^{(j)}, \mathbf{y}_{1|r}^*(b)) \\
&\stackrel{(a)}{=} \sum_{(\hat{\mathbf{x}}_{1|r}^{(j)}, \mathbf{y}_{1|r}^*(b)) \in A_\epsilon^{|\mathcal{R}_1(b)|}} p(\hat{\mathbf{x}}_{1|r}^{(j)}) p(\mathbf{y}_{1|r}^*(b)) \\
&\stackrel{(b)}{\leq} \sum_{(\hat{\mathbf{x}}_{1|r}^{(j)}, \mathbf{y}_{1|r}^*(b)) \in A_\epsilon^{|\mathcal{R}_1(b)|}} 2^{-|\mathcal{R}_1(b)|(H(X_1|X_2=0)-\epsilon)} 2^{-|\mathcal{R}_1(b)|(H(Y_1|X_2=0)-\epsilon)} \\
&= |A_\epsilon^{|\mathcal{R}_1(b)|}| 2^{-|\mathcal{R}_1(b)|(H(X_1|X_2=0)-\epsilon)} 2^{-|\mathcal{R}_1(b)|(H(Y_1|X_2=0)-\epsilon)} \\
&\stackrel{(c)}{\leq} 2^{|\mathcal{R}_1(b)|(H(X_1, Y_1|X_2=0)+\epsilon)} 2^{-|\mathcal{R}_1(b)|(H(X_1|X_2=0)-\epsilon)} 2^{-|\mathcal{R}_1(b)|(H(Y_1|X_2=0)-\epsilon)} \\
&= 2^{-|\mathcal{R}_1(b)|(H(X_1|X_2=0)+H(Y_1|X_2=0)-H(X_1, Y_1|X_2=0)-3\epsilon)} \\
&= 2^{-|\mathcal{R}_1(b)|(I(X_1; Y_1|X_2=0)-3\epsilon)}, \tag{79}
\end{aligned}$$

where (a) follows since $\hat{\mathbf{x}}_{1|r}^{(j)}$ and $\mathbf{y}_{1|r}^*(b)$ are independent, (b) follows since

$$p(\hat{\mathbf{x}}_{1|r}^{(j)}) \leq 2^{-|\mathcal{R}_1(b)|(H(X_1|X_2=0)-\epsilon)} \quad \text{and} \quad p(\mathbf{y}_{1|r}^*(b)) \leq 2^{-|\mathcal{R}_1(b)|(H(Y_1|X_2=0)-\epsilon)},$$

which follows from [8, Eq. (3.6)], respectively, and (c) follows since

$$|A_\epsilon^{|\mathcal{R}_1(b)|}| \leq 2^{|\mathcal{R}_1(b)|(H(X_1, Y_1|X_2=0)+\epsilon)},$$

which follows from [8, Theorem 7.6.1]. Inserting (78) and (79) into (77), we obtain

$$\begin{aligned}
\Pr(\epsilon) &\leq \epsilon + \sum_{j=1}^{2^{kR}-1} 2^{-|\mathcal{R}_1(b)|(I(X_1; Y_1|X_2=0)-3\epsilon)} \\
&\leq \epsilon + (2^{kR} - 1) 2^{-|\mathcal{R}_1(b)|(I(X_1; Y_1|X_2=0)-3\epsilon)} \\
&\leq \epsilon + 2^{kR} 2^{-|\mathcal{R}_1(b)|(I(X_1; Y_1|X_2=0)-3\epsilon)} \\
&= \epsilon + 2^{-k((|\mathcal{R}_1(b)|/k)I(X_1; Y_1|X_2=0)-R-3(1-P_U^*)\epsilon)}. \tag{80}
\end{aligned}$$

Hence, if

$$\begin{aligned}
R &< \frac{|\mathcal{R}_1(b)|}{k} I(X_1; Y_1|X_2=0) - 3(1 - P_U^*)\epsilon \\
&= (1 - P_U^*)I(X_1; Y_1|X_2=0) - 3(1 - P_U^*)\epsilon, \tag{81}
\end{aligned}$$

then $\lim_{\epsilon \rightarrow 0} \lim_{k \rightarrow \infty} \Pr(\epsilon) = 0$. This concludes the proof for case when $|\mathcal{R}(b)| \geq k(1 - P_U^*)$ holds. We now turn to case two when $|\mathcal{R}(b)| < k(1 - P_U^*)$ holds.

When $|\mathcal{R}(b)| = k(1 - P_U^*) - \varepsilon(b) < k(1 - P_U^*)$ holds, then the source cannot transmit all of its $k(1 - P_U^*)$ symbols comprising codeword $\mathbf{x}_{1|r}(b)$ since there are not enough zeros in codeword $\mathbf{x}_2(b)$. Instead, the relay transmits only $k(1 - P_U^*) - \varepsilon(b)$ symbols of codeword $\mathbf{x}_{1|r}(b)$, and we denote the resulting transmitted codeword by $\mathbf{x}_{1|r}^*(b)$. Note that the length of codewords $\mathbf{x}_{1|r}^*(b)$ and $\mathbf{y}_{1|r}(b)$, and the cardinality of $\mathcal{R}(b)$ are all identical and equal to $k(1 - P_U^*) - \varepsilon(b)$. In addition, let the relay generate a codebook $\mathcal{C}_{1|r}^*(b)$ by keeping only the first $k(1 - P_U^*) - \varepsilon(b)$ symbols from each codeword in codebook $\mathcal{C}_{1|r}$ and discarding the remaining $\varepsilon(b)$ symbols in the corresponding codewords. Let us denote the codewords in $\mathcal{C}_{1|r}^*(b)$ by $\mathbf{x}_{1|r}^*$. Note that there is a unique one to one mapping from the codewords in $\mathcal{C}_{1|r}^*(b)$ to the codewords in $\mathcal{C}_{1|r}(b)$ since when $k \rightarrow \infty$, $k(1 - P_U^*) - \varepsilon(b) \rightarrow \infty$ also holds, i.e., the lengths of the codewords in $\mathcal{C}_{1|r}^*(b)$ and $\mathcal{C}_{1|r}$ are of the same order due to (73). Hence, if the relay can decode $\mathbf{x}_{1|r}^*(b)$ from $\mathbf{y}_{1|r}(b)$, then using this unique mapping between $\mathcal{C}_{1|r}^*(b)$ and $\mathcal{C}_{1|r}(b)$, the relay can decode $\mathbf{x}_{1|r}(b)$ and thereby decode the message $w(b)$ sent from the source.

Now, for decoding $\mathbf{x}_{1|r}^*(b)$ from $\mathbf{y}_{1|r}(b)$, we again use jointly typical decoding. Thereby, we define a jointly typical set $B_\epsilon^{|\mathcal{R}|}$ as

$$B_\epsilon^{|\mathcal{R}|} = \left\{ (\mathbf{x}_{1|r}^*, \mathbf{y}_{1|r}) \in \mathcal{X}_1^{|\mathcal{R}|} \times \mathcal{Y}_1^{|\mathcal{R}|} : \right.$$

$$\left| -\frac{1}{|\mathcal{R}|} \sum_{i \in \mathcal{R}} \log_2 p(x_{1i}|x_{2i} = 0) - H(X_1|X_2 = 0) \right| \leq \epsilon, \quad (82a)$$

$$\left| -\frac{1}{|\mathcal{R}|} \sum_{i \in \mathcal{R}} \log_2 p(y_{1i}|x_{2i} = 0) - H(Y_1|X_2 = 0) \right| \leq \epsilon, \quad (82b)$$

$$\left. \left| -\frac{1}{|\mathcal{R}|} \sum_{i \in \mathcal{R}} \log_2 p(x_{1i}, y_{1i}|x_{2i} = 0) - H(X_1, Y_1|X_2 = 0) \right| \leq \epsilon \right\}, \quad (82c)$$

Again, the transmitted codeword $\mathbf{x}_{1|r}^*(b)$ is successfully decoded from received codeword $\mathbf{y}_{1|r}(b)$ if and only if $(\mathbf{x}_{1|r}^*(b), \mathbf{y}_{1|r}(b)) \in B_\epsilon^{|\mathcal{R}|}$ and no other codeword $\hat{\mathbf{x}}_{1|r}^*$ from codebook $\mathcal{C}_{1|r}^*$ is jointly typical with $\mathbf{y}_{1|r}(b)$. In order to compute the probability of error, we define the following events

$$E_0 = \{(\mathbf{x}_{1|r}^*(b), \mathbf{y}_{1|r}(b)) \notin B_\epsilon^{|\mathcal{R}|}\} \text{ and } E_j = \{(\hat{\mathbf{x}}_{1|r}^{*(j)}, \mathbf{y}_{1|r}(b)) \in B_\epsilon^{|\mathcal{R}|}\}, \quad (83)$$

where $\hat{\mathbf{x}}_{1|r}^{*(j)}$ is the j -th codeword in $\mathcal{C}_{1|r}^*$ that is different from $\mathbf{x}_{1|r}^*(b)$. Note that in $\mathcal{C}_{1|r}^*$ there are $|\mathcal{C}_{1|r}^*| - 1 = 2^{kR} - 1$ codewords that are different from $\mathbf{x}_{1|r}^*(b)$, i.e., $j = 1, \dots, 2^{kR} - 1$. Hence, an

error occurs if any of the events $E_0, E_1, \dots, E_{2^{kR}-1}$ occurs. Now, using a similar procedure as for case when $|\mathcal{R}(b)| \geq k(1 - P_U^*)$, it can be proved that if

$$\begin{aligned} R &< \frac{|\mathcal{R}(b)|}{k} I(X_1; Y_1 | X_2 = 0) - 3(1 - P_U^*)\epsilon \\ &= (1 - P_U^*) I(X_1; Y_1 | X_2 = 0) - \frac{\varepsilon(b)}{k} I(X_1; Y_1 | X_2 = 0) - 3(1 - P_U^*)\epsilon, \end{aligned} \quad (84)$$

then $\lim_{\epsilon \rightarrow 0} \lim_{k \rightarrow \infty} \Pr(\epsilon) = 0$. In (84), note that

$$\lim_{k \rightarrow \infty} \frac{\varepsilon(b)}{k} I(X_1; Y_1 | X_2 = 0) = 0 \quad (85)$$

holds due to (72). This concludes the proof for the case when $|\mathcal{R}(b)| < k(1 - P_U^*)$.

B. Proof That the Probability of Error at the Destination Goes to Zero When (26) Holds

In order to prove that the destination can decode the relay's codeword successfully when (26) holds, i.e., that the probability of error at the destination goes to zero, we will again follow the "standard" method in [8, Sec. 7.7] for analyzing the probability of error for rates smaller than the capacity. To this end, we again use a jointly typical decoder. In particular, we define a jointly typical set D_ϵ^k as follows

$$\begin{aligned} D_\epsilon^k &= \{(\mathbf{x}_2, \mathbf{y}_2) \in \mathcal{X}_2^k \times \mathcal{Y}_2^k : \\ &\quad \left| -\frac{1}{k} \sum_{i=1}^k \log_2 p(x_{2i}) - H(X_2) \right| \leq \epsilon \end{aligned} \quad (86a)$$

$$\left| -\frac{1}{k} \sum_{i=1}^k \log_2 p(y_{2i}) - H(Y_2) \right| \leq \epsilon \quad (86b)$$

$$\left. \left| -\frac{1}{k} \sum_{i=1}^k \log_2 p(x_{2i}, y_{2i}) - H(X_2, Y_2) \right| \leq \epsilon \right\}, \quad (86c)$$

where $p(x_2)$ and $p(y_2)$ are given in (8)-(11). The received codeword \mathbf{y}_2 is successfully decoded as the transmitted codeword \mathbf{x}_2 if and only if $(\mathbf{x}_2, \mathbf{y}_2) \in D_\epsilon^k$, and no other codeword $\hat{\mathbf{x}}_2$ from codebook \mathcal{C}_2 is jointly typical with \mathbf{y}_2 . In order to compute the probability of error, we define the following events

$$E_0 = \{(\mathbf{x}_2, \mathbf{y}_2) \notin D_\epsilon^k\} \text{ and } E_j = \{(\hat{\mathbf{x}}_2(j), \mathbf{y}_2) \in D_\epsilon^k\}, \quad (87)$$

where $\hat{\mathbf{x}}_2(j)$ is the j -th codeword in \mathcal{C}_2 that is different from \mathbf{x}_2 . Note that in \mathcal{C}_2 there are $|\mathcal{C}_2| - 1 = 2^{kR} - 1$ codewords which are different from \mathbf{x}_2 , i.e., $j = 1, \dots, 2^{kR} - 1$. An error

occurs if at least one of the events $E_0, E_1, \dots, E_{2^{kR}-1}$ occurs. Since \mathbf{x}_2 is uniformly selected from codebook \mathcal{C}_2 , the average probability of error is given by

$$\Pr(\epsilon) = \Pr(E_0 \cup E_1 \cup \dots \cup E_{2^{kR}-1}) \leq \Pr(E_0) + \sum_{j=1}^{2^{kR}-1} \Pr(E_j). \quad (88)$$

In (88), $\Pr(E_0)$ is upper bounded as [8, Eq. (7.74)]

$$\Pr(E_0) \leq \epsilon, \quad (89)$$

whereas $\Pr(E_j)$ is bounded as

$$\begin{aligned} \Pr(E_j) &= \Pr((\hat{\mathbf{x}}_2(j), \mathbf{y}_2) \in D_\epsilon^k) = \sum_{(\hat{\mathbf{x}}_2(j), \mathbf{y}_2) \in D_\epsilon^k} p(\hat{\mathbf{x}}_2(j), \mathbf{y}_2) \\ &\stackrel{(a)}{=} \sum_{(\hat{\mathbf{x}}_2(j), \mathbf{y}_2) \in D_\epsilon^k} p(\hat{\mathbf{x}}_2(j))p(\mathbf{y}_2) \\ &\stackrel{(b)}{\leq} \sum_{(\hat{\mathbf{x}}_2(j), \mathbf{y}_2) \in D_\epsilon^k} 2^{-k(H(X_2)-\epsilon)}2^{-k(H(Y_2)-\epsilon)} = |D_\epsilon^k|2^{-k(H(X_2)-\epsilon)}2^{-k(H(Y_2)-\epsilon)} \\ &\stackrel{(c)}{\leq} 2^{k(H(X_2, Y_2)+\epsilon)}2^{-k(H(X_2)-\epsilon)}2^{-k(H(Y_2)-\epsilon)} = 2^{-k(H(Y_2)-H(Y_2|X_2)-3\epsilon)}, \end{aligned} \quad (90)$$

where (a) follows since $\hat{\mathbf{x}}_2(j)$ and \mathbf{y}_2 are independent, (b) follows since $p(\hat{\mathbf{x}}_2(j)) \leq 2^{-k(H(X_2)-\epsilon)}$ and $p(\mathbf{y}_2) \leq 2^{-k(H(Y_2)-\epsilon)}$, which follow from [8, Eq. (3.6)], respectively, and (c) follows since $|D_\epsilon^k| \leq 2^{k(H(X_2, Y_2)+\epsilon)}$, which follows from [8, Theorem 7.6.1]. Inserting (89) and (90) into (88), we obtain

$$\begin{aligned} \Pr(\epsilon) &\leq \epsilon + \sum_{j=1}^{2^{kR}-1} 2^{-k(H(Y_2)-H(Y_2|X_2)-3\epsilon)} \leq \epsilon + (2^{kR} - 1)2^{-k(H(Y_2)-H(Y_2|X_2)-3\epsilon)} \\ &\leq \epsilon + 2^{kR}2^{-k(H(Y_2)-H(Y_2|X_2)-3\epsilon)} = \epsilon + 2^{-k(H(Y_2)-H(Y_2|X_2)-R-3\epsilon)}. \end{aligned} \quad (91)$$

Hence, if $R < H(Y_2) - H(Y_2|X_2) - 3\epsilon = I(X_2; Y_2) - 3\epsilon$, then $\lim_{\epsilon \rightarrow \infty} \lim_{k \rightarrow \infty} \Pr(\epsilon) = 0$. This concludes the proof.

C. Proof of Lemma 1

To prove Lemma 1, we use results from [11]. Hence, we first assume that $p_V(x_2)$ is a continuous distribution and then see that this leads to a contradiction. If $p_V(x_2)$ is a continuous

distribution, then the distribution of X_2 is also continuous. Now, our goal is to obtain the solution of the following optimization problem

$$\begin{aligned} & \underset{p_V(x_2)}{\text{Maximize}} : H(Y_2) \\ & \text{Subject to} : \int_{x_2} x_2^2 p_V(x_2) \leq P_2, \end{aligned} \tag{92}$$

where $Y_2 = X_2 + N_2$, N_2 is a zero mean Gaussian distributed RV with variance σ_2^2 , and X_2 has a continuous distribution with an average power constraint. However, it is proved in [11] that the only possible solution for maximizing $H(Y_2)$ as in (92) is the distribution $p_V(x_2)$ that yields a Gaussian distributed Y_2 . In our case, the only possible solution that yields a Gaussian distributed Y_2 is if X_2 is also Gaussian distributed. On the other hand, the distribution of X_2 can be written as

$$p(x_2) = p_V(x_2)P_U + \delta(x_2)(1 - P_U). \tag{93}$$

Hence, we have to find a $p_V(x_2)$ such that $p(x_2)$ in (93) is Gaussian. However, as can be seen from (93), for $P_U < 1$, a distribution for $p_V(x_2)$ that makes $p(x_2)$ Gaussian does not exist. Therefore, as proved in [11], the only other possibility is that $p_V(x_2)$ is a discrete distribution. Only in the limiting case when $P_U \rightarrow 1$, $p(x_2)$ becomes a Gaussian distribution by setting $p_V(x_2)$ to be a Gaussian distribution. This concludes the proof.

REFERENCES

- [1] T. Cover and A. El Gamal, "Capacity Theorems for the Relay Channel," *IEEE Trans. Inform. Theory*, vol. 25, pp. 572–584, Sep. 1979.
- [2] A. Host-Madsen and J. Zhang, "Capacity Bounds and Power Allocation for Wireless Relay Channels," *IEEE Trans. Inform. Theory*, vol. 51, pp. 2020–2040, Jun. 2005.
- [3] M. Khojastepour, A. Sabharwal, and B. Aazhang, "On the Capacity of 'Cheap' Relay Networks," in *Proc. Conf. on Inform. Sciences and Systems*, 2003.
- [4] G. Kramer, "Models and Theory for Relay Channels with Receive Constraints," in *Proc. 42nd Annual Allerton Conf. on Commun., Control, and Computing*, 2004, pp. 1312–1321.
- [5] G. Kramer, I. Marić, and R. D. Yates, *Cooperative Communications*. Now Publishers Inc., 2006, vol. 1, no. 3.
- [6] M. Cardone, D. Tuninetti, R. Knopp, and U. Salim, "On the Gaussian Half-Duplex Relay Channel," *IEEE Trans. Inform. Theory*, vol. 60, pp. 2542–2562, May 2014.
- [7] T. Lutz, C. Hausl, and R. Kotter, "Bits Through Deterministic Relay Cascades With Half-Duplex Constraint," *IEEE Trans. Inform. Theory*, vol. 58, pp. 369–381, Jan 2012.
- [8] T. M. Cover and J. A. Thomas, *Elements of Information Theory*. John Wiley & Sons, 2012.
- [9] S. Boyd and L. Vandenberghe, *Convex Optimization*. Cambridge University Press, 2004.

- [10] P. Deufhard, *Newton Methods for Nonlinear Problems: Affine Invariance and Adaptive Algorithms*. Springer, 2011, vol. 35.
- [11] J. Fahs and I. Abou-Faycal, "Using Hermite Bases in Studying Capacity-Achieving Distributions Over AWGN Channels," *IEEE Trans. Inform. Theory*, vol. 58, pp. 5302–5322, Aug. 2012.