
Unsupervised Induction of Signed Social Networks from Content and Structure

Vinodh Krishnan

College of Computing
Georgia Institute of Technology
Atlanta, GA 30308
krishnan.vinodh@gmail.com

Jacob Eisenstein

School of Interactive Computing
Georgia Institute of Technology
Atlanta, GA 30308
jacobe@gatech.edu

Abstract

We present an unsupervised model for inducing signed social networks from the content exchanged across network edges. Inference in this model solves three problems simultaneously: (1) identifying the sign of each edge; (2) characterizing the distribution over content for each edge type; (3) estimating weights for triadic features that map directly to theoretical models such as structural balance. To avoid the intractable sum over possible labelings of each network, we employ noise-contrastive estimation, thus obtaining the structural parameters efficiently. We apply this model to a dataset of movie scripts, with the goal of learning the social function of **address terms** such as *Madame*, *comrade*, and *dude*. Working without any labeled data, our system offers a coherent clustering of address terms, while at the same time making intuitively plausible judgments of the formality of social relations in each film.

1 Introduction

In signed social networks, edges contain additional information specifying the type of relationship that holds between the connected nodes. For example, a pair of individuals may be friends or foes; they may be on formal or informal terms; or they may be in an unequal power relationship. There is a rich theoretical literature on signed networks. For example, in structural balance theory, edge signs indicate friendship and enmity, with some triads of signed edges being stable, and others being unstable [1]. Conversely, in status theory, edges indicate status differentials, and triads should obey transitivity.

But while this theoretical literature is well-developed, and while the notion of edge polarity is intuitively appealing, in many interesting datasets there is no ground truth for the signs of network edges, and consequently it is not possible to compare theoretical models. Leskovec *et al* find three social media datasets from which they are able to identify edge polarity [2]; this enables them to compare the frequency of signed triads against baseline expectations, and to build a classifier to predict edge labels [3]. However, in many of the most popular social media platforms, such as Twitter and Facebook, there is no metadata describing edge labels. Moreover, we are interested in new applications of signed social network analysis to datasets outside the realm of social media, such as literary texts [4, 5, 6] and movie scripts [7]; again, edge labels are not easily available in these datasets.

Fortunately, in many of the most interesting datasets, it is possible to examine records of the textual content exchanged between members of the network, and this content could provide a signal for network structure: edges that convey similar textual content should have similar labels. For example, Hassan *et al* characterize the sign of each network edge in terms of the **sentiment** expressed across it [8], finding that the resulting networks cohere with the predictions of structural balance theory.

This work leverages the relatively mature and accurate technology of sentiment analysis, but is restricted to edge labels that reflect sentiment.

In this paper, we take a more general approach, based on unsupervised machine learning: our goal is to **induce** edge labels that cohere with the content exchanged across the edge, regardless of whether this content reflects sentiment, status, formality, or something else. To do this, we build a unified statistical model that accounts for both **content** and **structure**. The content model simply assigns a probability to each relevant discrete event, which can indicate words or any other count data. If we treat each as edge as a document, the content-only model can be viewed as probabilistic clustering. However, such a model will struggle with rare terms and sparse event counts. For this reason, we augment it with a model of network structure. Rather than presuming any specific theoretical account of social network structure, we use a general parametrized form, inspired by exponential random graph models [9, 10]. Specifically, we set the probability of a network labeling as a log-linear function of features of edge label triads. These structural features work together with the content model to disambiguate difficult instances.

Given a dataset of network structures and content, our model simultaneously induces three quantities of interest:

- a clustering of edges into types;
- a probabilistic model of the content exchanged across each edge type;
- weights for triadic features of signed networks, which can be compared with the predictions of structural balance theory and status transitivity.

In the remainder of the paper, we formalize this model and present an expectation-maximization algorithm for estimating its parameters. A particular challenge is the computation of the partition function for the model of network structure, which requires a sum over an exponential number of labelings; we address this issue by applying noise-contrastive estimation [11]. We describe an application to determining the social meaning of address terms, such as *Ms* and *dude*, which we perform on a dataset of scripts of popular movies. Quantitative analysis shows that the network structure features improve predictive likelihood; qualitative analysis of the output suggests that the model learns a plausible account of the formality of a wide range of address terms, and produces reasonable analyses of the social networks in individual films.

2 Model

We observe a dataset of undirected graphs $G_t = \{i, j\}$, with a total ordering on nodes such that $i < j$ in all edges. In addition, for each edge $\langle i, j \rangle$, we observe directed content vectors $\mathbf{x}_{i \rightarrow j}$ and $\mathbf{x}_{j \rightarrow i}$, which may represent counts of words or other discrete events. We hypothesize a latent edge label $y_{ij} \in \mathcal{Y}$, so that $\mathbf{x}_{i \rightarrow j}$ and $\mathbf{x}_{j \rightarrow i}$ are conditioned on y_{ij} . In this paper we focus on binary labels (e.g., $\mathcal{Y} = \{+, -\}$), but the approach generalizes to larger finite discrete sets, such as directed binary labels (e.g., $\mathcal{Y} = \{++, +-, -+, --\}$) and comparative status labels (e.g., $\mathcal{Y} = \{<, >, \approx\}$).

We model the likelihood of the observations conditioned on the edge labels as multinomial,

$$\mathbf{x}_{i \rightarrow j} \mid y_{ij} \sim \text{Multinomial}(\boldsymbol{\theta}_{y_{ij}}^{\rightarrow}) \quad (1)$$

$$\mathbf{x}_{j \rightarrow i} \mid y_{ij} \sim \text{Multinomial}(\boldsymbol{\theta}_{y_{ij}}^{\leftarrow}). \quad (2)$$

Parameter tying can be employed to handle typical special cases. For example, if the edge labels are undirected, then we add the constraint $\boldsymbol{\theta}_y^{\rightarrow} = \boldsymbol{\theta}_y^{\leftarrow}, \forall y$. If the edge labels reflect relative status, then we would add the constraints $(\boldsymbol{\theta}_{<}^{\rightarrow} = \boldsymbol{\theta}_{>}^{\leftarrow})$, $(\boldsymbol{\theta}_{>}^{\rightarrow} = \boldsymbol{\theta}_{<}^{\leftarrow})$, and $(\boldsymbol{\theta}_{\approx}^{\rightarrow} = \boldsymbol{\theta}_{\approx}^{\leftarrow})$.

The distribution over edge labelings $P(\mathbf{y})$ is modeled in a log-linear framework, with features that can consider at most three edge labels at a time:

$$P(\mathbf{y}; G, \boldsymbol{\eta}, \boldsymbol{\beta}) = \frac{1}{Z(\boldsymbol{\eta}, \boldsymbol{\beta}; G)} \exp \left(\sum_{\langle i, j \rangle \in G} \boldsymbol{\eta}^T \mathbf{f}(y_{ij}, i, j, G) + \sum_{\langle i, j, k \rangle \in \mathcal{T}(G)} \beta_{y_{ij}, y_{jk}, y_{ik}} \right), \quad (3)$$

where $\mathcal{T}(G)$ is the set of triads in the graph G . The first part of $P(\mathbf{y})$ includes weights for (unsigned) network features, such as the number of mutual friends between nodes i and j , as well as a bias term for the edge type y_{ij} . For example, this feature could decide that the edge label $y_{ij} = +$ is especially likely when nodes i and j have many mutual friends in G . However, these features cannot consider any edge labels besides y_{ij} .

Each $\beta_{y_{ij}, y_{jk}, y_{ik}}$ provides a weight for a triad type (invariant to rotation). In a binary signed network, structural balance theory would suggest positive weights for β_{+++} and β_{++-} , and negative weights for β_{+--} and β_{---} . In contrast, a status-based network theory would penalize non-transitive triads such as $\beta_{>><}$. Thus, in an unsupervised model, we can examine the weights to learn about the semantics of the induced edge types, and to see which theoretical account best describes the signed network configurations that follow from the linguistic signal. This can be seen as a natural next step from prior work that computes the frequency of triads in explicitly-labeled signed social networks [2].

3 Inference and estimation

Our goal is to estimate the parameters θ , β , and η , given observations of a network structure G_t and content \mathbf{x}_t . We apply expectation-maximization to maximize the expected log-likelihood under a factored distribution $Q(\mathbf{y}) = \prod_{\langle i,j \rangle \in G} q_{ij}(y_{ij})$, obtaining:

$$\begin{aligned} J(\beta, \theta, \eta) &= E_Q[\log P(\mathbf{x}; \beta, \theta, G)] \\ &= E_Q[\log P(\mathbf{x} | \mathbf{y}; \theta)] + E_Q[\log P(\mathbf{y}; G, \theta, \eta)]. \end{aligned} \quad (4)$$

This is largely a straightforward application of expectation-maximization, in which we iterate between updates to $Q(\mathbf{y})$ and updates to the parameters θ, β, η . However, from Equation 3, it is clear that obtaining the probability of a network labeling $P(\mathbf{y})$ requires computing a partition function $Z(\eta, \beta; G)$, which normalizes over all possible labelings of G . Because the number of possible labelings grows exponentially with the number of nodes, the partition function is intractable to compute. Indeed, West *et al* show that it is NP-hard even to find the single optimal labeling under an objective function that sums over triad and edge potentials [12].

3.1 E-step

In the E-step, we sequentially update each q_{ij} , taking the derivative of Equation 4:

$$\begin{aligned} \frac{\partial J}{\partial q_{ij}(y)} &= \log P(\mathbf{x}_{i \rightarrow j} | \theta_y^{\rightarrow}) + \log P(\mathbf{x}_{j \rightarrow i} | \theta_y^{\leftarrow}) \\ &\quad + \eta^T \mathbf{f}(y, i, j, G) + \sum_{k: \langle i, j, k \rangle \in \mathcal{T}(G)} \sum_{y_{jk}} q_{jk}(y_{jk}) \sum_{y_{ik}} q_{ik}(y_{ik}) \beta_{y, y_{jk}, y_{ik}}. \end{aligned} \quad (5)$$

After adding a Lagrange multiplier to ensure that $\sum_y q_{ij}(y) = 1$, we obtain a solution for $q_{ij}(y)$ as proportional to the exponentiation of the right-hand side of Equation 5.

3.2 M-step

In the general case, the solution for the content parameter θ is:

$$\theta_y^{\rightarrow} \propto \sum_{\langle i, j \rangle \in G} q_{ij}(y) \mathbf{x}_{i \rightarrow j} \quad (6)$$

$$\theta_y^{\leftarrow} \propto \sum_{\langle i, j \rangle \in G} q_{ij}(y) \mathbf{x}_{j \rightarrow i} \quad (7)$$

As noted above, we are often interested in special cases that require parameter tying, such as $\theta_y^{\rightarrow} = \theta_y^{\leftarrow}, \forall y$. This can be handled by simply adding expected counts across the tied parameters.

Obtaining estimates for β and η is more challenging, as it would seem to involve computing the partition function $Z(\eta, \beta; G)$, which sums over all possible labeling of G . Due to the triad features,

this sum cannot be computed efficiently. Instead, we apply noise-contrastive estimation (NCE) [11], transforming the problem of estimating the density $P(\mathbf{y})$ into a classification problem, in which the goal is to distinguish the observed graph labelings \mathbf{y}_t from noise labelings $\tilde{\mathbf{y}}_t \sim P_n$. A key step in noise-contrastive estimation is the introduction of an additional parameter c for the partition function, so that $\log P(\mathbf{y}; \beta, \eta, c) = \log P^0(\mathbf{y}; \beta, \eta) + c$, with $P^0(\mathbf{y})$ representing the unnormalized probability of \mathbf{y} . We can then obtain the NCE objective by writing $D_n = 1$ for the case that \mathbf{y}_n is drawn from the data distribution and $D_n = 0$ for the case that \mathbf{y}_n is drawn from the noise distribution,

$$J_{NCE}(\eta, \beta, c) = \sum_t \log P(D = 1 \mid \mathbf{y}_t; \eta, \beta, c) - \log P(D = 0 \mid \tilde{\mathbf{y}}_t; \eta, \beta, c) \quad (8)$$

where we draw exactly one noise instance $\tilde{\mathbf{y}}$ for each true labeling \mathbf{y}_t .

Since we are performing unsupervised learning, we do not observe \mathbf{y}_t . Thus, we cannot directly compute $\log P(D = 1 \mid \mathbf{y}; \eta, \beta, c) \propto \log P^0(\mathbf{y} \mid \eta, \beta) + c - \log P_n(\mathbf{y})$. Instead, we compute the expectations of the relevant log probabilities, under the distribution $Q(\mathbf{y})$,

$$\begin{aligned} E_Q[\log P^0(\mathbf{y}; \beta, \eta)] &= \sum_{\langle i, j \rangle \in G} \sum_{y_{ij}} q_{ij}(y_{ij}) \eta^T \mathbf{f}(y_{ij}, i, j, G) \\ &+ \sum_{k: \langle i, j, k \rangle \in \mathcal{T}(G)} \sum_{y_{ij}, y_{jk}, y_{ik}} q_{ij}(y_{ij}) q_{jk}(y_{jk}) q_{ik}(y_{ik}) \beta_{y_{ij}, y_{jk}, y_{ik}}. \end{aligned} \quad (9)$$

We define the noise distribution P_n by sampling edge labels y_{ij} from their empirical distribution under $Q(\mathbf{y})$. The expectation $E_q[\log P_n(\mathbf{y})]$ is therefore simply the negative entropy of this empirical distribution, multiplied by the number of edges in G . We then plug in these expected log-probabilities to the noise-contrastive estimation objective function, and take derivatives with respect to the parameters β , η , and c . In each iteration of the M-step, we optimize these parameters using L-BFGS [13].

In summary, the overall expectation maximization procedure is:

1. Initialize $Q(Y)$
2. Iterate until convergence:
 - (a) E-step: update each q_{ij} in closed form.
 - (b) M-step: update θ in closed form, and update β , η , and c by applying L-BFGS to the noise-contrastive estimation objective.

4 Address terms and network features

We apply this model in a study of the social meaning of **address terms**, which include names, honorifics (*Ms.*, *Dr.*, *Private*, *Reverend*), and “placeholder names”, such as *dude* [14], *bro*, *brother*, *sweetie*, *cousin*, and *güey* [15]. Because address terms connote varying levels of formality and familiarity, they play a critical role in establishing and maintaining social relationships. However, understanding this role is challenging for at least two reasons. First, while address terms like *Ms* and *Sir* are frequent, there is a long tail of rare terms whose meaning is more difficult to ascertain, such as *admiral*, *commodore*, and *monsignor*. Second, the precise social meaning of address terms is often context-dependent: for example, the term *comrade* may be formal in some contexts, but jokingly informal in others.

However, both the problems of sparsity and ambiguity can potentially be ameliorated by adding social network structure. We treat $Y = v$ as indicating formality and $Y = t$ as indicating informality. (The notation invokes the concept of T/V systems from politeness theory [16], where t refers to the informal Latin second-person pronoun *tu*, and v refers to the formal second-person pronoun *vos*.) While formality relations are clearly asymmetric in many settings, for simplicity we assume symmetric relations: each pair of individuals is either on formal or informal terms with each other. We therefore add the constraints that $\theta_v^{\leftarrow} = \theta_v^{\rightarrow}$ and $\theta_t^{\leftarrow} = \theta_t^{\rightarrow}$. In this model, we have a weak expectation that triads will obey transitivity: for example, if i and j have an informal relationship, and j and k have an informal relationship, then i and k are more likely to have an informal relationship.

After rotation, there are four possible triads, TTT, TTV, TVV, and VVV. We also consider a single pairwise feature template, a metric from Adamic and Adar [17] that sums over the mutual friends of i and j , assigning more weight to mutual friends who themselves have a small number of friends: $\sum_{k \in \Gamma(i) \cap \Gamma(j)} \frac{1}{\log |\Gamma(k)|}$, where $\Gamma(i)$ is the set of friends of node i . (We also tried simply counting the number of mutual friends, but the Adamic-Adar metric performs better.)

5 Application to movie dialogues

We apply this idea to a dataset of movie dialogues [7], including roughly 300,000 conversational turns between 10,000 pairs of characters in 617 movies. This dataset is chosen because it not only provides the script of the movie, but also indicates which characters are in dialogue during each line.

5.1 Data preparation

We find no prior work on automatically identifying address terms in text, so we design a set of heuristics to perform this task. We begin by identifying each character’s first name and last name, using the website `rottentomatoes.com`. Next, we apply part-of-speech tagging to identify sequences of the NNP tag, which indicates proper nouns in the Penn Treebank Tagset [18]. Terms that are frequently tagged as proper nouns **and** which frequently occur before character names are added to the list of address terms. We then bootstrap by iterating this procedure again, this time looking for terms that frequently occur before any of our known address terms. Finally, we manually curate the system output, and group all rare address terms into a single category. This results in the following list of address terms:

admiral, agent, aunt, buddy, captain, colonel, commander, comrade, darling, deputy, doctor, dr, dude, father, general, herr, lieutenant, lord, madame, major, master, miss, mister, miz, monsieur, mr, mrs, president, reverend, sergeant, signor, sir, uncle

For each character pair $\langle i, j \rangle$, the vector $\mathbf{x}_{i \rightarrow j}$ contains counts of character i ’s mentions of:

- The bare first name, last name, and complete name of character j
- Each address term in the above list
- Conjunctions of address terms with character j ’s first name (e.g., *Uncle Rico*), last name (e.g., *Mrs. Doubtfire*), and complete name (e.g., *Dr. Peter Venkman*).

5.2 Quantitative results

We evaluate the predictive log-likelihood under three models:

Text only This is essentially an edge clustering model, where the instances are vectors of counts of address terms over social network ties.

Text + Adamic-Adar The prior in the clustering model is conditioned on the Adamic-Adar measure for each dyad, which is encoded as a feature.

Text + Adamic-Adar + Triads The prior in the clustering model is conditioned on signed triad features as well as the Adamic-Adar measure.

To evaluate these models, we hold out a randomly-selected 10% of films. On these films, we use the first 50% of address terms to estimate the dyad-label beliefs $q_{ij}(y_{ij})$. We then evaluate the expected log-likelihood of the second 50% of address terms, computed as $\sum_y q_{ij}(y) \sum_n \log P(x_n | \theta_y)$ for each dyad $\langle i, j \rangle$. This is comparable to the computation of held-out log-likelihood in topic model evaluation. As shown in Table 1, the full model substantially outperforms both weaker alternatives. This indicates that the signed triad features contribute meaningful information towards the understanding of address terms in dialogue.

Words	Adamic-Adar	Triads	Log-likelihood
✓			-3518.1
✓	✓		-3374.5
✓	✓	✓	-3215.4

Table 1: Predictive log-likelihoods

V-cluster	T-cluster
<i>sir</i>	FIRSTNAME
<i>mr</i>	LASTNAME
<i>mr</i> +FIRSTNAME	<i>buddy</i>
<i>mrs</i>	<i>dude</i>
<i>father</i>	<i>darling</i>
<i>mr</i> +LASTNAME	<i>doc</i>
<i>miss</i>	<i>miss</i> +LASTNAME
<i>doctor</i>	<i>madame</i>
<i>captain</i>	<i>comrade</i>
<i>dr</i>	<i>herr</i> +FIRSTNAME
...	
FIRSTNAME+LASTNAME	

Table 2: Top terms for each cluster, sorted by likelihood ratio. Exactly ten terms have a higher likelihood in the t-cluster, versus 57 in the v-cluster; however, the t-cluster terms include FIRSTNAME and LASTNAME, which together account for roughly half of all addresses.

5.3 Qualitative results

Next, we qualitatively consider the model inferences that result when applying the EM procedure to the entire dataset. Table 2 presents the top address terms for each cluster, according to likelihood ratio. The cluster shown on the left emphasizes titles and formal address, while the cluster on the right emphasizes personal names and informal address terms (*buddy*, *dude*, *darling*). We therefore use the labels “v-cluster” and “T-cluster”, referring to the formal and informal clusters, respectively.

Figure 1 shows the feature weights for each of the four possible triads. Triads with homogeneous signs are preferred, particularly TTT (all informal); heterogeneous triads are dispreferred, particularly TTV, which is when two individuals have a formal relationship despite having a mutual friend. In addition, the informal sign is preferred when the dyad has common neighbors in the dialogue graph, and dispreferred otherwise.

Analysis of individual movies suggests that the induced tie signs are meaningful and coherent. For example, the film “Star Wars” is a space opera, in which the protagonists Luke, Han, and Leia attempt to defeat an evil empire led by Darth Vader. The induced signed social network is shown in Figure 2. All v-edges seem reasonable: Vader interrogates Leia; C-3PO is a robotic servant; Blue Leader is Luke’s military commander. In contrast, the character pairs with T-edges all have informal relationships.

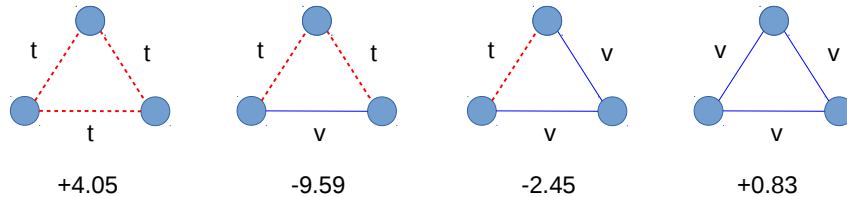


Figure 1: Estimated triad feature weights

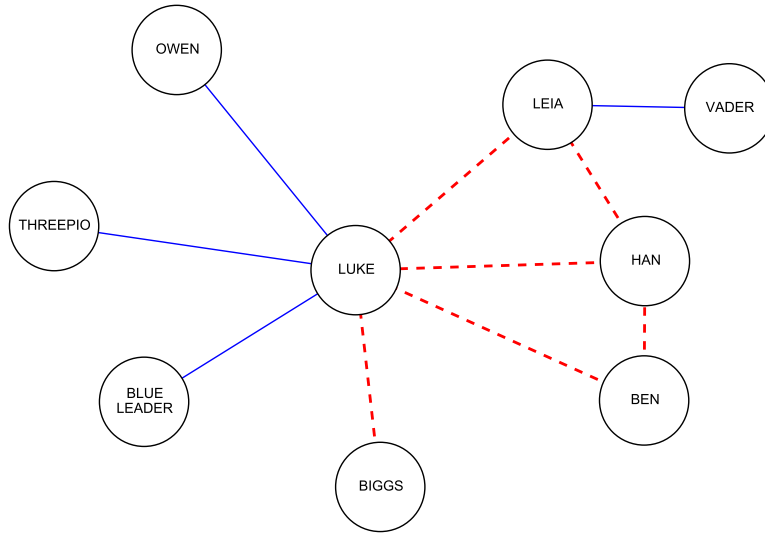


Figure 2: Induced signed social network from the film *Star Wars*. Blue solid edges are in the V-cluster, red dashed edges are in the T-cluster.

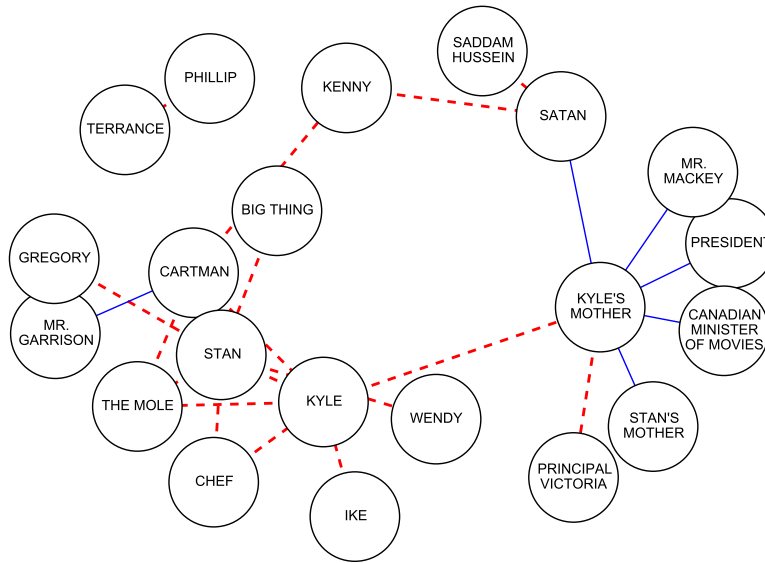


Figure 3: Induced signed social network from the film *South Park: Bigger, Longer & Uncut*. Blue solid edges are in the V-cluster, red dashed edges are in the T-cluster.

The animated film “South Park: Bigger, Longer & Uncut” centers on three children: Stan, Cartman, and Kyle; it also involves their parents, teachers, and friends, as well as a number of political and religious figures. The induced social network is shown in Figure 3. The left side of the network diagram includes the children and their associates; it mainly consists of T-edges, except the edge to the teacher, Mr Garrison. This part of the network also has a higher clustering coefficient, as the main characters share friends such as Chef and The Mole. The right side of the diagram centers on Kyle’s mother, who has more formal relationships with a variety of characters, and there are no closed triads.

6 Conclusion

This paper represents a step towards unifying theoretical models of signed social network structures with linguistic accounts of the expression of social relationships in dialogue. By fusing these two phenomena into a joint probabilistic model, we can induce edge types with robust linguistic signatures and coherent structural properties. We demonstrate the effectiveness of this approach on movie dialogues, where it induces symmetric T/V networks and their linguistic signatures without supervision. Future work should evaluate the capability of this approach to induce asymmetric signed networks, the utility of partial or distant supervision, and applications to non-fictional dialogues.

References

- [1] Dorwin Cartwright and Frank Harary. Structural balance: a generalization of heider’s theory. *Psychological review*, 63(5):277, 1956.
- [2] Jure Leskovec, Daniel Huttenlocher, and Jon Kleinberg. Signed networks in social media. In *Proceedings of the SIGCHI Conference on Human Factors in Computing Systems*, pages 1361–1370. ACM, 2010.
- [3] Jure Leskovec, Daniel Huttenlocher, and Jon Kleinberg. Predicting positive and negative links in online social networks. In *Proceedings of the 19th international conference on World wide web*, pages 641–650. ACM, 2010.
- [4] Franco Moretti. *Graphs, maps, trees: abstract models for a literary history*. Verso, 2005.
- [5] David K Elson, Nicholas Dames, and Kathleen R McKeown. Extracting social networks from literary fiction. In *Proceedings of the 48th Annual Meeting of the Association for Computational Linguistics*, pages 138–147. Association for Computational Linguistics, 2010.
- [6] Apoorv Agarwal, Anup Kotalwar, and Owen Rambow. Automatic extraction of social networks from literary text: A case study on alice in wonderland. In *the Proceedings of the 6th International Joint Conference on Natural Language Processing (IJCNLP 2013)*, 2013.
- [7] Cristian Danescu-Niculescu-Mizil and Lillian Lee. Chameleons in imagined conversations: A new approach to understanding coordination of linguistic style in dialogs. In *Proceedings of the ACL Workshop on Cognitive Modeling and Computational Linguistics*, 2011.
- [8] Ahmed Hassan, Amjad Abu-Jbara, and Dragomir Radev. Extracting signed social networks from text. In *Workshop Proceedings of TextGraphs-7 on Graph-based Methods for Natural Language Processing*, pages 6–14. Association for Computational Linguistics, 2012.
- [9] Paul W Holland and Samuel Leinhardt. An exponential family of probability distributions for directed graphs. *Journal of the american Statistical association*, 76(373):33–50, 1981.
- [10] Garry Robins, Pip Pattison, Yuval Kalish, and Dean Lusher. An introduction to exponential random graph (p^*) models for social networks. *Social networks*, 29(2):173–191, 2007.
- [11] Michael U Gutmann and Aapo Hyvärinen. Noise-contrastive estimation of unnormalized statistical models, with applications to natural image statistics. *The Journal of Machine Learning Research*, 13(1):307–361, 2012.
- [12] Robert West, Hristo S Paskov, Jure Leskovec, and Christopher Potts. Exploiting social network structure for person-to-person sentiment analysis. In *Proceedings of Empirical Methods for Natural Language Processing (EMNLP)*, 2014.
- [13] Dong C Liu and Jorge Nocedal. On the limited memory bfgs method for large scale optimization. *Mathematical programming*, 45(1-3):503–528, 1989.
- [14] Scott F Kiesling. Dude. *American Speech*, 79(3):281–305, 2004.
- [15] Mary Bucholtz. From stance to style. *Stance: Sociolinguistic Perspectives*, page 146, 2009.
- [16] Penelope Brown. *Politeness: Some universals in language usage*, volume 4. Cambridge University Press, 1987.
- [17] Lada A Adamic and Eytan Adar. Friends and neighbors on the web. *Social networks*, 25(3):211–230, 2003.
- [18] Mitchell P Marcus, Mary Ann Marcinkiewicz, and Beatrice Santorini. Building a large annotated corpus of English: The Penn Treebank. *Computational linguistics*, 19(2):313–330, 1993.