

Fourier-Splitting methods for the dynamics of rotating Bose-Einstein condensates

Philipp Bader

Department of Mathematics and Statistics, La Trobe University, Bundoora 3068 VIC, Australia

Abstract

We present a new method to propagate rotating Bose-Einstein condensates subject to explicitly time-dependent trapping potentials. Using algebraic techniques, we combine Magnus expansions and splitting methods to yield any order methods for the multivariate and nonautonomous quadratic part of the Hamiltonian that can be computed using only Fourier transforms at the cost of solving a small system of polynomial equations. The resulting scheme solves the challenging component of the (nonlinear) Hamiltonian and can be combined with optimized splitting methods to yield efficient algorithms for rotating Bose-Einstein condensates. The method is particularly efficient for potentials that can be regarded as perturbed rotating and trapped condensates, e.g., for small nonlinearities, since it retains the near-integrable structure of the problem. For large nonlinearities, the method remains highly efficient if higher order $p > 2$ is sought. Furthermore, we show how it can be adapted to the presence of dissipation terms. Numerical examples illustrate the performance of the scheme.

Keywords: Gross-Pitaevskii equation, rotating Bose-Einstein condensate, splitting, non-autonomous potentials

1. Introduction

The centerpiece of this work is the construction of an efficient geometric integrator for the two-dimensional harmonically trapped rotational Schrödinger equation in atomic units ($\hbar = m = 1$) subject to periodic boundary conditions

$$i\partial_t\psi(\mathbf{r}, t) = H_A(t)\psi(\mathbf{r}, t), \quad \psi(\mathbf{r}, 0) = \psi_0 \in L^2([-\pi, \pi]^2), \quad (1)$$

with the explicitly time-dependent Hamiltonian

$$H_A(t) = \frac{1}{2}\mathbf{p}^T\mathbf{p} + \frac{1}{2}(\omega_x(t)^2x^2 + \omega_y(t)^2y^2) + \Omega L_z,$$

where $\mathbf{r} = (x, y)^T$, $\mathbf{p} = (p_x, p_y)^T$, $L_z = xp_y - yp_x$ denotes the angular momentum operator and $p_k = -i\partial_k$, $k = x, y$. This includes the case of unbounded domains since the solution vanishes up to round-off at sufficiently large spatial intervals due to the harmonic trapping potential. For simplicity of the presentation, we have chosen a simple form of the Hamiltonian (1), but our methodology also applies to virtually all relevant polynomial Hamiltonians of degree ≤ 2 in any dimension with arbitrary time-dependencies and we will show how to extend the presented techniques for more general quadratic and linear time-dependencies which are used to model collisions of atoms and molecules [19, 27]. The generalization to three dimensions is straightforward and will be briefly addressed in section 2.

The efficient solution of (1) is of paramount importance to the computation of the dynamics of rotating Bose-Einstein condensates as we will see below, and in contrast to previous efforts [7–9, 16, 21, 25, 30], time-dependent (trapping) potentials and non-linearities can be treated without tempering the algebraic structure of the problem. The

Email address: p.bader@latrobe.edu.au (Philipp Bader)

presence of such time-dependencies impedes a simple transformation to a rotating system of coordinates which would eliminate the rotation term L_z for autonomous H_A .

At any given time t and for *any order* $p > 1$, we show that, for a sufficiently small time-step h , there exist cheaply computable coefficients $f_j(t, h), g_k(t, h), e_l(t, h) \in i\mathbb{R}$ obeying a small system of polynomial equations such that

$$e^{f_0 x^2} e^{f_1 y^2 + g_1 p_x^2 - e_1 y p_x} e^{f_2 x^2 + g_2 p_y^2 + e_2 x p_y} e^{f_3 y^2 + g_3 p_x^2 - e_3 y p_x} = \varphi_{t,t+h}^{H_A} + \mathcal{O}(h^{p+1}), \quad (2)$$

where $\varphi_{t,t+h}^{H_A}$ denotes the exact flow of (1) from t to $t+h$. By virtue of this decomposition, named $\Phi_{t,t+h}^{[p]}$, the position and moment coordinates are decoupled and can be diagonalized using Fourier transforms. After discretization, only six (one-dimensional) changes from coordinate to momentum space and vice versa per time-step exponents are required. These changes are performed by Fast Fourier Transforms (FFT) and hence suggest the name *Fourier-splitting*. The approximation preserves *unitarity* (and thus the L_2 -norm) and *gauge invariance* of the exact solution and hence, it can be considered a geometric integrator in the sense of Ref. [18]. Furthermore, one can associate a time-dependent Hamiltonian with the decomposition which is exactly solved at each step.

The method is particularly successful for perturbed problems of the form

$$H = H_A(t) + \varepsilon B(t, \mathbf{r}, |\psi|), \quad \varepsilon \ll 1,$$

with a small parameter ε , and some real-valued function B , which includes the Gross-Pitaevskii equation for Bose-Einstein condensates as special case. The (nonlinear) Hamiltonian H with $B = g|\psi|^2 + V$ describes the evolution of a rotating Bose-Einstein condensate (BEC) subject to a harmonic (parabolic) trapping potential plus some perturbation εV . After the first experimental realization of BECs [1, 15, 17] and the consequently awarded Nobel prize in 2001, continuous attention of numerical analysts [7–9, 16, 21, 25, 30] has been drawn to the solution of the autonomous version of (1), which is obtained by dropping all time-dependencies in the Hamiltonian.

The flow of the perturbation B can be easily computed since B is diagonal in coordinate space and leaves the modulus $|\psi|$ constant, see Lemma 2.1 for details. Using (2), the exact flow can be approximated by Strang's method to

$$\varphi_{h/2}^{\varepsilon \tilde{B}(t+h)} \circ \Phi_{t,t+h}^{[p]} \circ \varphi_{h/2}^{\varepsilon \tilde{B}(t)} = \varphi_{t,t+h}^H + \mathcal{O}(\varepsilon h^3 + h^{p+1}), \quad (3)$$

where the tildes, \tilde{B} , indicate frozen (nonlinear) operators, i.e., $\varphi_h^{\tilde{B}(s)}$ is the flow of $i\ddot{u}(t) = B(s)u(t)$. The term proportional to h^{p+1} originates from the error in the approximation of the part H_A by the p th order method $\Phi^{[p]}$ (2). Observe that the outer exponentials of (2) are diagonal in coordinate space and no further FFT is necessary to solve the full problem (3). An alternative approach [7, 30] splits the system into simultaneously diagonalizable parts $T_x = \frac{1}{2}p_x^2 - \Omega y p_x, T_y = \frac{1}{2}p_y^2 + \Omega x p_y, W = \frac{1}{2}(\omega_x(t)^2 x^2 + \omega_y(t)^2 y^2) + \varepsilon B(t)$ and then

$$\varphi_{h/2}^{\tilde{W}(t+h)} \circ \varphi_{h/2}^{T_x} \circ \varphi_h^{T_y} \circ \varphi_{h/2}^{T_x} \circ \varphi_{h/2}^{\tilde{W}(t)} = \varphi_{t,t+h}^H + \mathcal{O}(h^3), \quad (4)$$

which also requires six FFTs but the small factor ε in the error is lost. If the time is frozen in H_A , Laguerre transforms [8, 9, 21, 25] or a decomposition similar to (2) [16] can be used to advance H_A *without* recovering the small factor and even lose the property $[B, [B, [B, H_A]]] = 0$ which simplifies the design of highly efficient splitting methods [13].

Eventually, the method will be embedded in such a splitting framework that generalizes (3) and by comparing with (4), it becomes clear that the number of flows φ that have to be treated individually is reduced to two which will enable us to use optimized splitting methods from the literature. In consequence, we will see in the numerical experiments that the new procedure is efficient even for

$$H = H_A(t) + \varepsilon B(t, \mathbf{r}, |\psi|), \quad \varepsilon \gg 1.$$

The decomposition is built upon earlier works for rotating but autonomous BEC [16] and explicitly time-dependent one-dimensional harmonic oscillators [3], where Fourier-splittings have been used for simpler Hamiltonians.

In the following section, we give a short introduction to some numerical concepts which will culminate in the derivation of our method. As described, the method addresses the solution of the dominant part in the Hamiltonian, i.e., kinetic energy, trapping and rotation, H_A . Its form is closely related to a splitting method, in fact, if the coefficients f, g, e were taken to be

$$f_0 = 0, \quad f_1 = \frac{1}{4}\omega_y(t)^2, \quad g_1 = \frac{1}{4}, \quad e_1 = \frac{1}{2}\Omega, \quad f_2 = \frac{1}{2}\omega_x(t)^2, \quad g_2 = \frac{1}{2}, \quad e_2 = \Omega, \quad f_3 = f_1, \quad g_3 = g_1, \quad e_3 = e_1,$$

we would recover a second order Strang splitting. We show how to modify these scalar coefficients in order yield an any-order approximation using the same number of exponentials. Once we have established how to solve this part of the Hamiltonian as a whole, we can use it as building block in a splitting method for nonlinear Hamiltonians or in the presence of (time-dependent) perturbations.

In such perturbative settings, the algorithm can demonstrate its efficiency as seen from (3) and (4) because an additional factor ε can be gained in the error. We will elaborate on splittings for such near-integrable systems subject to explicit time-dependencies since the time coordinate has to be treated in a particular way in order to preserve the smallness in the error.

It turns out, that the rotation Hamiltonian $H_A(t)$ cannot be frozen, as $e^{-ihH_A(t)}$, but has to be propagated accurately in time using the flow $\varphi_{t,t+h}^{H_A}$. For this purpose, we introduce the Magnus expansion that will produce an approximation to the exact flow to any desired order using only manipulations in the algebra generated by the Hamiltonian.

Since this algebra is finite dimensional, all commutators in the Magnus expansion can be expressed in a simple basis which will then be used to construct our decomposition.

The efficiency of the method is demonstrated by a series of numerical examples.

2. Derivation of the new method

For the construction of our algorithm (2), a variety of tools are employed which will be briefly discussed in this section.

Splitting methods are frequently recommended for the integration of (nonlinear) Schrödinger equations due to their fast computability and high accuracy [6, 26, 29]. Furthermore, they preserve geometric features of the exact solution, such as norm-conservation (unitarity) and gauge-invariance.

2.1. Splitting methods

For a Hamiltonian $H = A + B$, suppose that the flows for one time-step h of the parts A, B are available as φ_h^A and φ_h^B , respectively, then, a p th-order s -stage approximation $\Psi_h^{[p,s]}$ of the full solution φ^H can be computed as

$$\Psi_h^{[p,s]} = \varphi_{b_1 h}^B \circ \varphi_{a_1 h}^A \circ \varphi_{b_2 h}^B \circ \varphi_{a_2 h}^A \cdots \circ \varphi_{b_s h}^B \circ \varphi_{a_s h}^A = \varphi_h^H + O(h^{p+1}), \quad (5)$$

for a suitable choice of coefficients $a_j, b_j \in \mathbb{R}$. The choice $a_1 = 1, a_2 = 0$ and $b_1 = b_2 = 1/2$ with $s = 2$ corresponds to Strang's second-order method (3). Higher-order methods can be designed using the Baker-Campbell-Hausdorff (BCH) formula, $e^{hA}e^{hB} = e^{\text{bch}(hA, hB)}$, whose first terms are given by

$$\text{bch}(hA, hB) = h(A + B) + \frac{h^2}{2}[A, B] + \frac{h^3}{12}([A, [A, B]] - [B, [A, B]]) + O(h^4), \quad (6)$$

for operators A, B in some Lie algebra. The formula allows to derive a modified vector field, $h\tilde{H} = h(A + B) + O(h^{p+1})$, for any such $\Psi_h^{[p,s]}$, solely in terms of commutators, whose exact solution $\varphi_h^{\tilde{H}}$ coincides with the result of the method and the discrepancy between this modified vector field and the original problem is called backward error. Notice that \tilde{H} is sometimes called modified Hamiltonian and since it describes the flow of the numerical method, its energy is conserved.

Typically, the split is done such that $A = \frac{1}{2}\mathbf{p}^T \mathbf{p}$ and $B = B(t, \mathbf{r}, |\psi\rangle)$ because then,

$$\varphi_h^A(\psi_0) = \mathcal{F} e^{-ih(k_x^2 + k_y^2)} \mathcal{F}^{-1} \psi_0,$$

where \mathcal{F} is the Fourier transform w.r.t. all spatial variables,

$$\mathcal{F}[\psi](k_x, k_y) = \frac{1}{\sqrt{2\pi}} \int_{-\pi}^{\pi} \int_{-\pi}^{\pi} \psi(x, y) e^{i(k_x x + k_y y)} dx dy.$$

After spatial discretization, the integral can be evaluated using Fast-Fourier transforms and it remains to compute the exponential of a diagonal matrix constituted by the wave-numbers $-ih(k_x^2 + k_y^2)$.

The flow of part B can be computed as detailed in the following well-known lemma,

Lemma 2.1. Let $B(t, \mathbf{r}, |\psi|)$ be a real-valued function, then

$$i\dot{\psi}(t) = B(t, \mathbf{r}, |\psi(t)|)\psi(t), \quad \psi(0) = \psi_0$$

has the solution

$$\psi(t) = \exp\left(-i \int_0^t B(s, \mathbf{r}, |\psi_0|)ds\right)\psi_0.$$

The proof relies on the simple calculation that $\frac{d}{dt}|\psi|^2 = \dot{\psi}^*\psi + \psi^*\dot{\psi} = 0$, after plugging in the definition of the derivative. Then, the system reduces to a linear non-autonomous ODE. \square

Suppose now, that the Hamiltonian has explicit time-dependencies, $H = H_A(t) + \varepsilon B(t, \mathbf{r}, |\psi|)$. Introducing time as two new coordinates t_1, t_2 makes the system treatable with splitting methods. We write the Lie-derivative corresponding to the (nonlinear) vector field $H\psi$ as

$$\mathcal{L}_H = H_A(t_1)\left(\psi \frac{d}{d\psi} + \psi^* \frac{d}{d\psi^*}\right) + \frac{d}{dt_1} + \varepsilon B(t_2, \mathbf{r}, |\psi|)\left(\frac{d}{d\psi} + \frac{d}{d\psi^*}\right) + \frac{d}{dt_2}. \quad (7)$$

The derivatives d/dt_j are responsible for the evolution of the time-coordinates t_j . Readers that are not familiar with Lie derivatives can use an analogy with a system of ODEs that is augmented by new time-coordinates,

$$\frac{d}{dt}y(t) = H_A(t_1)y(t) + \varepsilon B(t_2)y(t), \quad \frac{d}{dt}t_1(t) = 1, \quad \frac{d}{dt}t_2(t) = 1, \quad (y(0), t_1(0), t_2(0)) = (y_0, 0, 0).$$

There are several possibilities to split this enhanced operator (or system of equations): the computationally simplest pairs operators depending on t_j with the evolution of $t_i, i \neq j$, e.g., $H_A(t_1)$ with d/dt_2 and $\varepsilon B(t_2)$ with d/dt_1 . In this way, the splitting works exactly as for the autonomous situation since, in each internal step, the main operator $H_A(t_1)$ (or $B(t_2)$) is frozen and the other time-coordinate t_2 (or t_1) is advanced accordingly. Using the ODE analogy, this corresponds to a split into two systems

$$\frac{d}{dt} \begin{pmatrix} y(t) \\ t_1(t) \\ t_2(t) \end{pmatrix} = \begin{pmatrix} H_A(t_1)y(t) \\ 0 \\ 1 \end{pmatrix}, \quad \frac{d}{dt} \begin{pmatrix} y(t) \\ t_1(t) \\ t_2(t) \end{pmatrix} = \begin{pmatrix} \varepsilon B(t_2)y(t) \\ 1 \\ 0 \end{pmatrix}.$$

A closer look at the error terms by computing the commutators reveals that this split, albeit simple, is by a factor ε less accurate since the derivatives w.r.t t_j mix large and small terms and we briefly examine how it can be recovered [13] after a short interlude on higher-order compositions in presence of a small parameter.

Near-integrable structure. The appearance of the extra factor ε in the error terms is due to the separation of large and small parts in the splitting and extremely successful composition methods have been developed for this problem class [14, 24]. The basic idea is to express the error in a power series in the time-step and in the small parameter,

$$\Phi_h - \varphi_h = \sum_{j \geq 1} \sum_{k \geq s_j} e_{j,k} \varepsilon^j h^{k+1} \quad \text{as } (h, \varepsilon) \rightarrow (0, 0),$$

where the s_j start from the first non-vanishing error coefficient and such a method Φ_h is said to be of *generalized order* (s_1, s_2, \dots, s_m) (where $s_1 \geq s_2 \geq \dots \geq s_m$). Then, the coefficients a_j, b_j of a splitting method (5) can be chosen to construct methods of any generalized order, given that either of the two parts A or B is proportional to ε .

This proportionality automatically carries over to the commutators $[A, B] \propto \varepsilon$ but some additional consideration is required in the presence of time-dependencies since the operators causing the time-evolution are not necessarily proportional to ε . The simplest treatment makes use of the formulation in Lie derivatives (7), for which we have already pointed out that freezing both parts will necessarily reduce the generalized order of a scheme. On the upside, there is a remedy which has motivated this study: if the large part is advanced non-autonomously, the generalized error is preserved [13]. In terms of Lie derivatives, this corresponds to taking the large part of (7) to be either $A = H_A(t_1) + d/dt_1$ or $A = H_A(t_1) + d/dt_1 + d/dt_2$. The latter option implies freezing the remainder B and is usually preferred for simplicity and efficiency. Our aim is to apply the highly efficient splitting methods for near-integrable

systems [24] to the problem at hand which is of similar structure. As discussed above, however, a proper application of splittings means to solve $\varphi_{t_j, t_j + a_j h}^{H_A}$ for a fractional time-step $a_j h$.

We stress that a propagation of H_A in the autonomous (or frozen) setting using Laguerre-polynomials [6, 8, 21] would be (at least) by a factor ε less accurate and the basis would have to be recomputed in each internal step. In consequence, the proposed algorithm which leaves the dominant part $\varphi_{t_j, t_j + a_j h}^{H_A}$ intact is the only way to preserve the generalized order of a given splitting method.

2.2. Time averaging

From the considerations above, it is clear that instead of simply propagating frozen operators, we need to find good approximations to the exact flow $\varphi_{t_j, t_j + a_j h}^{H_A}$. A cornerstone of the construction is the formal solution of a non-autonomous (linear) initial value problem, $\partial_t u(t) = A(t)u(t)$, in the form $u(t+h) = \exp(\Theta(t, t+h))u(t)$. The *Magnus expansion* [23] gives an expression for the exponent Θ using integrals of commutators of increasing length of the operator A evaluated at different instances of time. Its first two terms are

$$\Theta(t, t+h) = \int_t^{t+h} A(s)ds + \frac{1}{2} \int_t^{t+h} \int_t^{s_1} [A(s_1), A(s_2)]ds_2 ds_1 + \dots,$$

and recursive procedures exist to obtain higher-order corrections [12]. The integrals can be efficiently computed by quadrature rules [12, 22] which will be exemplified in the numerical section.

It is easy to verify that the components of H_A generate, via commutation, a ten-dimensional Lie algebra \mathfrak{g} with basis

$$\{x^2, p_x^2, y^2, p_y^2, xp_y, yp_x, xy, p_x p_y, xp_x + p_x x, yp_y + p_y y\},$$

and since the Magnus expansion only operates by summation and commutation, we have $\Theta, \Theta^{[p]} \in \mathfrak{g}$ at any truncation order p , where the truncation is performed within the algebra, s.t., $\Theta^{[p]} = \Theta + \mathcal{O}(h^{p+1})$. We stress that this yields a geometric integrator as staying in the correct algebra \mathfrak{g} assures unitarity of the exponential.

Evaluating the commutators, the (truncated) Magnus expansion can be interpreted as averaged Hamiltonian, $\tilde{H}_h^{[p]}$,

$$\Theta_{t, t+h}^{[p]} = -ih\tilde{H}_h^{[p]} = -ih \left(\frac{1}{2}(m_x p_x^2 + m_y p_y^2) + \frac{w_x}{2}x^2 + \frac{w_y}{2}y^2 + \Omega_x xp_y - \Omega_y yp_x + \alpha xp_x + \beta yp_y + \gamma xy + \delta p_x p_y \right) \in \mathfrak{g}, \quad (8)$$

for some coefficients m_x, m_y, w_x , etc. that depend on h, p and on the integrals of $\omega_x(s)^2, \omega_y(s)^2$ over the interval $[t, t+h]$. Fixing the time-step h , it is clear that the flow $e^{-i\tilde{H}_h^{[p]}}$ of

$$i\partial_t \psi(\mathbf{r}, t) = \tilde{H}_h^{[p]} \psi(\mathbf{r}, t)$$

coincides with the truncated Magnus expansion $\exp(\Theta_{t, t+h}^{[p]})$ at $t = h$. In principle, one could think about using some standard splitting method for this operator, but the mixed terms xp_x, yp_y cannot be diagonalized by means of Fourier transforms. Notice the relationship between the decomposition (2) and commutator-free Magnus methods [11] since the computationally difficult terms arise after commutation only. These methods, however, require a higher number of FFTs (double for order 4).

2.3. The decomposition method

After having obtained a p th-order approximation to the averaged Hamiltonian and thus $\Theta^{[p]}$ for a time-step h , we will now show how to accurately compute $e^{\Theta^{[p]}}$ without having to evaluate mixed operators. The key to our endeavor is the finiteness of the underlying algebra to which any such Θ belongs.

Theorem 2.2. *Let $\psi(x, y)$ be a sufficiently smooth wave function¹, then, for sufficiently small $h > 0$ and $\Theta_{t, t+h}^{[p]}$ from (8), there exist scalars e_j, f_k, g_l such that*

$$e^{f_0 x^2} e^{f_1 y^2 + g_1 p_x^2 - e_1 y p_x} e^{f_2 x^2 + g_2 p_y^2 + e_2 x p_y} e^{f_3 y^2 + g_3 p_x^2 - e_3 y p_x} \psi(x, y) = e^{\Theta_{t, t+h}^{[p]}} \psi(x, y). \quad (9)$$

¹The smoothness is a generic requirement to ensure efficiency of Fourier methods for the approximation of the derivatives, e.g., the Laplacian.

Proof. Together with the BCH formula (6), we deduce that for sufficiently small h , the left-hand side of (9) is summable and can be expressed as a single exponential of a linear combination of the basis elements [31, 32]. The scalar coefficients in (9) are determined by equating the resulting exponent to the averaged Hamiltonian $-ih\tilde{H}_h^{[p]}$ in (8). The missing operators xp_x, yp_y , can be generated by the following commutators,

$$[x^2, p_x^2], [y^2, p_y^2], [p_x p_y, xy], [xp_y, yp_x],$$

only. Our ansatz hence includes two free variables multiplying $x^2 (f_0, f_2), y^2 (f_1, f_3), p_x^2 (g_1, g_3)$ and $yp_x (e_1, e_3)$. One in each pair will satisfy the equation for the corresponding basis element, whereas the other can be used to create the terms $xy, p_x p_y, xp_x$ and yp_y . \square

The BCH formula, however, is of very limited use for the actual computation of this equation since the number of appearing commutators grows exponentially with the order.

Instead, we propose an alternative procedure to derive the coefficients e_j, f_k, g_l , which extends results from Ref. [3] and relies on finding a faithful (injective) representation of the operator Lie algebra \mathfrak{g} . This Lie algebra isomorphism drastically simplifies all calculations since we will be able to verify the decomposition (2) by computations in a (low-dimensional) matrix setting. The correspondence principle $i[\cdot, \cdot] \rightarrow \{\cdot, \cdot\}$ between the quantum Lie bracket and the Poisson bracket gives an elegant method to find the isomorphism by considering the equivalent classical Hamiltonian system for $\tilde{H}(x, y, p_x, p_y)$. For convenience of the reader, we recall that the classical equations of motion are given by

$$\dot{\mathbf{r}} = \frac{\partial H}{\partial \mathbf{p}}, \quad \dot{\mathbf{p}} = -\frac{\partial H}{\partial \mathbf{r}},$$

which translates for our Hamiltonian $\tilde{H}_h^{[p]}$ from (8) to

$$\frac{d}{dt} \begin{pmatrix} x \\ y \\ p_x \\ p_y \end{pmatrix} = M \begin{pmatrix} x \\ y \\ p_x \\ p_y \end{pmatrix} = \begin{pmatrix} \alpha & -\Omega_y & m_x & \delta \\ \Omega_x & \beta & \delta & m_y \\ -w_x & -\gamma & -\alpha & -\Omega_x \\ -\gamma & -w_y & \Omega_y & -\beta \end{pmatrix} \begin{pmatrix} x \\ y \\ p_x \\ p_y \end{pmatrix}. \quad (10)$$

The injectivity is a consequence of the uniqueness of each matrix element w.r.t. the coefficients in \tilde{H} and it is easy to verify that the matrices indeed form an isomorphic Lie algebra with the standard matrix commutator.

Although it is too cumbersome to evaluate the solution operator $\exp(hM)$ in closed form, it is a straightforward numerical task.

Next, we take a look at the left-hand side of (2), and for illustration, we compute the rightmost exponent, $\exp(f_3 y^2 + g_3 p_x^2 - e_3 y p_x)$ in the matrix algebra which solves the equation

$$\frac{d}{dt} \begin{pmatrix} x \\ y \\ p_x \\ p_y \end{pmatrix} = \begin{pmatrix} 0 & -e_3 & 2g_3 & 0 \\ 0 & 0 & 0 & 0 \\ 0 & 0 & 0 & 0 \\ 0 & -2f_3 & e_3 & 0 \end{pmatrix} \begin{pmatrix} x \\ y \\ p_x \\ p_y \end{pmatrix} = N \begin{pmatrix} x \\ y \\ p_x \\ p_y \end{pmatrix},$$

and hence $\exp(f_2 x^2 + g_2 p_y^2 + e_2 x p_y) = \exp(N) = 1 + N$. The remaining matrices in the exponents of $\Phi_{t,t+h}^{[p]}$ are also nilpotent and can be trivially exponentiated,

$$e^{f_0 x^2/2} e^{f_1 y^2/2 + g_1 p_x^2/2 - e_1 y p_x} e^{f_2 x^2/2 + g_2 p_y^2/2 + e_2 x p_y} e^{f_3 y^2/2 + g_3 p_x^2/2 - e_3 y p_x} = \begin{pmatrix} 1 & -e_3 & g_3 & 0 \\ 0 & 1 & 0 & 0 \\ 0 & 0 & 1 & 0 \\ 0 & -f_3 & e_3 & 1 \end{pmatrix} \begin{pmatrix} 1 & 0 & 0 & 0 \\ e_2 & 1 & 0 & g_2 \\ -f_2 & 0 & 1 & -e_2 \\ 0 & 0 & 0 & 1 \end{pmatrix} \begin{pmatrix} 1 & -e_1 & g_1 & 0 \\ 0 & 1 & 0 & 0 \\ 0 & 0 & 1 & 0 \\ 0 & -f_1 & e_1 & 1 \end{pmatrix} \begin{pmatrix} 1 & 0 & 0 & 0 \\ 0 & 1 & 0 & 0 \\ -f_0 & 0 & 1 & 0 \\ 0 & 0 & 0 & 1 \end{pmatrix}. \quad (11)$$

Notice that we have changed the exponents by introducing factors 1/2 in the previous equation to get a more compact notation. Later on, we revert to the original form for better readability. Furthermore, the multiplication order of the

Algorithm

- 1 Compute the Magnus expansion (8) of H_A up to the desired order p . We refer to the review [12] for the expansion algorithm as well as for explicit formulae for order four and six methods [12, pp. 205-206].
- 2 Rewrite the resulting commutators in the basis of the Lie algebra to obtain the modified Hamiltonian (8).
- 3 Solve the resulting (small) polynomial system $\exp(M) = E$, where M is defined in (10) and E is the right-hand-side of (11) to obtain the coefficients e_j, f_k, g_l .
- 4 Apply the composition $\Phi_{t,t+h}^{[p]}$ (2) using six one-dimensional FFTs $\mathcal{F}_x, \mathcal{F}_y$ to diagonalize the exponentials,

$$\Phi_{t,t+h}^{[p]}(\psi(x, y)) = e^{f_0 x^2} \mathcal{F}_x^{-1} e^{f_1 y^2 + g_1 \hat{p}_x^2 - e_1 y \hat{p}_x} \mathcal{F}_x \mathcal{F}_y^{-1} e^{f_2 x^2 + g_2 \hat{p}_y^2 + e_2 x \hat{p}_y} \mathcal{F}_y \mathcal{F}_x^{-1} e^{f_3 y^2 + g_3 \hat{p}_x^2 - e_3 y \hat{p}_x} \mathcal{F}_x \psi(x, y)$$

Note that the momentum operators p_k have been replaced by \hat{p}_k to indicate that they correspond to their (diagonal) representation in the momentum space.

Table 1: Algorithm for the computation of $\varphi_{t,t+h}^{H_A}$. Expressions for steps 1 and 2 can be precomputed and only need to be updated with the current values of the time coordinate. The steps can be followed at a concrete example in section 3.

matrices had to be reversed w.r.t. the exponentials to account for their nature as Lie derivatives (cf. *Vertauschungssatz* [20]) and equality holds if both sides are understood as flows.

Multiplication of the matrix exponentials (11) according to (2) yields a 4×4 matrix of multivariate polynomials of maximum degree four that has to be equated to $\exp(hM)$. The system $u' = Mu$, $u = (x, y, p_x, p_y)^T$ has ten degrees of freedom, originating from the linearly independent basis terms and the same number of variables has been introduced in (2). It is clear that if we had allowed the appearance of the mixed terms xp_x, yp_y , the composition could be solved easily since we have a free variable for each basis element [31, 32].

With the aim of obtaining a *Fourier-diagonalizable* decomposition, i.e., terms that are diagonal after Fourier transform, we examine the structure coefficients of the algebra. It turns out that xp_x, yp_y , can be generated by the following commutators,

$$[x^2, p_x^2], [y^2, p_y^2], [p_x p_y, xy], [xp_y, yp_x],$$

only. Our ansatz hence includes two free variables multiplying x^2 (f_0, f_2), y^2 (f_1, f_3), p_x^2 (g_1, g_3) and yp_x (e_1, e_3). One in each pair will satisfy the equation for the corresponding basis element, whereas the other can be used to create the terms $xy, p_x p_y, xp_x$ and yp_y . We deduce that all basis terms can be generated and thus, for sufficiently small h , a solution of the only formally overdetermined 4×4 nonlinear algebraic system can be computed, e.g., with the Gauss-Newton algorithm.

With the help of a Gröbner basis and simple algebra, the number of variables can be reduced to accelerate the algorithm.

Notice that there are multiple choices of possible compositions. For example, at the same cost, we could have replaced the outer exponential by $e^{f_0 xy}$ or introduced the terms $e^{kp_x p_y}$ before and after the center exponential (setting $f_0 = 0$). It is not clear whether other choices for the decomposition are more advantageous.

For simplicity of the presentation, we have chosen a simple form of the Hamiltonian (1), but using our methodology, analogous methods can be derived for virtually all² relevant polynomial Hamiltonians of degree ≤ 2 in any dimension with arbitrary time-dependencies.

A full time-step of the algorithm is summarized in Table 1. It is worth pointing out that the extra effort is virtually independent of the order choose for the Magnus expansion and can be neglected as the number of grid points increase.

In total, one step of the algorithm requires the application of two 1D and two 2D Fourier transforms, which can be implemented at the cost of three 2D-FFTs, and prior to evolving the wave function, the coefficients are determined through exponentiating a 4×4 matrix and solving a small nonlinear system. The effort for the solution of the (formally) overdetermined system, which can be done by a least-square algorithm, is marginal since – for small time-steps – the solution is not far from $0 \in \mathbb{R}^{10}$.

²Excluding certain pathological cases, e.g., absence of kinetic energy etc.

2.3.1. Special cases

In passing, we mention some further cases, for which the algebra simplifies.

Isotropic trap.

$$H = \frac{1}{2m(t)} (p_x^2 + p_y^2) + \frac{1}{2}m(t)\omega(t)^2(x^2 + y^2) + \Omega(t)L_z$$

Due to cancellations, the commutators of H at different instances lie in the span of

$$\{p_x^2 + p_y^2, x^2 + y^2, L_z, (xp_x + p_x x) + (yp_y + p_y y)\}$$

and any Magnus integrator can be written as effective Hamiltonian

$$\tilde{H}_{t,t+h} = a_{t,t+h}(p_x^2 + p_y^2) + b_{t,t+h}(x^2 + y^2) + c_{t,t+h}L_z + d_{t,t+h}(xp_x + yp_y) + e_{t,t+h}xy.$$

Linear interaction. For time-dependencies proportional to the linear components only,

$$H = \frac{1}{2}(p_x^2 + p_y^2) + \frac{\omega_0^2}{2}(x^2 + y^2) + \xi_x(t)x + \xi_y(t)y + \Omega L_z,$$

the following terms in algebra do not appear: $xy, p_x p_y, xp_x, yp_y$. It is therefore sufficient to employ a symmetric composition including the linear terms in the exponent,

$$e^{f_1 y^2 + g_1 p_x^2 - e_1 y p_x + d_1 y + c_1 p_x} e^{f_2 x^2 + g_2 p_y^2 + e_2 x p_y + d_2 x + c_2 p_y} e^{f_3 y^2 + g_3 p_x^2 - e_3 y p_x + d_3 y + c_3 p_x}.$$

The equations for the parameters have to be obtained in a slightly different way which is described below, preceding eqns. (15).

General quadratics. For more complicated Hamiltonians,

$$\tilde{H}_h^{[p]} = \sum_{j=1}^{15} \alpha_j(h) E_j, \quad (12)$$

in the algebra \mathfrak{g} with basis

$$\begin{aligned} E_1 &= x, & E_2 &= p_x, & E_3 &= \frac{1}{2}x^2, & E_4 &= \frac{1}{2}p_x^2, & E_5 &= \frac{1}{2}(xp_x + p_x x), \\ E_6 &= y, & E_7 &= p_y, & E_8 &= \frac{1}{2}y^2, & E_9 &= \frac{1}{2}p_y^2, & E_{10} &= \frac{1}{2}(yp_y + p_y y), \\ E_{11} &= xy, & E_{12} &= p_x p_y, & E_{13} &= xp_y, & E_{14} &= yp_x, & E_{15} &= 1, \end{aligned}$$

in particular when linear terms are involved, the described procedure fails to a certain degree: As for the one dimensional harmonic oscillator problem [3], the phase relation cannot be recovered since the classical mechanical equivalent does not enter the equations of motion. In principle, one could approximate the phase numerically, by introducing a new variable proportional to the phase E_{15} and derive a system of differential equations for all parameters by interpreting them as time-dependent functions and plugging the ansatz into the Schrödinger equation with Hamiltonian (12) after Magnus averaging. Then, the resulting scalar functions are evaluated using the presented algorithm on a fixed grid which partitions the time-step interval $[t_n, t_n + h]$ and then we finally solve the differential equation for the free phase parameter numerically, or alternatively, we make use of the BCH formula.

This effort can be spared since only the global phase information is lost which is not observable. The polynomial system to be solved then needs additional degrees of freedom to cater for the linear contributions and to close the discussion, we conjecture that there exist (under mild assumptions³) imaginary coefficients, such that

$$\Psi_h = e^{n_1 x^2 + m_1 x} e^{f_1 y^2 + g_1 p_x^2 - e_1 y p_x + k_1 p_x} e^{f_2 x^2 + g_2 p_y^2 + e_2 x p_y + k_2 p_y} e^{f_3 y^2 + g_3 p_x^2 - e_3 y p_x + k_3 p_x} e^{n_2 x^2 + m_2 x}, \quad (13)$$

³In order to recover the mixed terms xp_x, yp_y , a pair of possible generators must be present in the Hamiltonian, e.g., x, p_x^2 can generate xp_x through commutation.

is the solution of the SE with Hamiltonian (12) for small values of the α_j . In the remainder of this section, we compute the system of equations which will determine the scalar coefficients in the exponents. Note that a slightly different methodology has to be applied to account adequately for the linear terms. The corresponding classical mechanical system is

$$\frac{d}{dt} \begin{pmatrix} x \\ y \\ p_x \\ p_y \end{pmatrix} = \begin{pmatrix} \nabla_{p_x} \\ \nabla_{p_y} \\ -\nabla_x \\ -\nabla_y \end{pmatrix} \tilde{H}_h^{[p]} = \begin{pmatrix} \alpha_2 + \alpha_4 p_x + \alpha_5 x + \alpha_{12} p_y + \alpha_{14} y \\ \alpha_7 + \alpha_9 p_y + \alpha_{10} y + \alpha_{12} p_x + \alpha_{13} x \\ -(\alpha_1 + \alpha_3 x + \alpha_5 p_x + \alpha_{11} y + \alpha_{13} p_y) \\ -(\alpha_6 + \alpha_8 y + \alpha_{10} p_x + \alpha_{11} x + \alpha_{14} p_x) \end{pmatrix} = \underbrace{\begin{pmatrix} \alpha_5 & \alpha_{14} & \alpha_4 & \alpha_{12} \\ \alpha_{13} & \alpha_{10} & \alpha_{12} & \alpha_9 \\ -\alpha_3 & -\alpha_{11} & -\alpha_5 & -\alpha_{13} \\ -\alpha_{11} & -\alpha_8 & -\alpha_{10} & -\alpha_{14} \end{pmatrix}}_{=M} \begin{pmatrix} x \\ y \\ p_x \\ p_y \end{pmatrix} + \begin{pmatrix} \alpha_2 \\ \alpha_7 \\ -\alpha_1 \\ -\alpha_6 \end{pmatrix}.$$

The exact solution is obtained using the variation-of-constants formula which handles the linear contributions in the Hamiltonian,

$$(x(t), y(t), p_x(t), p_y(t))^T = e^{tM} (x(0), y(0), p_x(0), p_y(0))^T + M^{-1} (e^{tM} - 1) (\alpha_2, \alpha_7, -\alpha_1, -\alpha_6)^T \quad (14)$$

Similarly, the decomposition cannot be written anymore as a product of matrix exponentials, instead, the exponentials are interpreted as flows and computed accordingly. For clarity, we describe how to compute the flows in (13). Take, e.g., the Hamiltonian $H = n_1 x^2 + m_1 x$ with corresponding flow $e^{n_1 x^2 + m_1 x}$. Then, it is trivial to compute its action on some initial value $(x, y, p_x, p_y)^T$,

$$\begin{aligned} e^{n_1 x^2 + m_1 x} (x, y, p_x, p_y)^T &= (x, y, p_x - (2n_1 x + m_1), p_y)^T, \\ e^{f_1 y^2 + g_1 p_x^2 - e_1 y p_x + k_1 p_x} (x, y, p_x, p_y)^T &= (x + 2g_1 p_x - e_1 y + k_1, y, p_x, p_y - (2f_1 y - e_1 p_x))^T, \\ e^{f_2 x^2 + g_2 p_y^2 + e_2 x p_y + k_2 p_y} (x, y, p_x, p_y)^T &= (x, y + (2g_2 p_y + e_2 x + k_2), p_x - (2f_2 x + e_2 p_y), p_y)^T, \\ e^{f_3 y^2 + g_3 p_x^2 - e_3 y p_x + k_3 p_x} (x, y, p_x, p_y)^T &= (x + 2g_3 p_x - e_3 y + k_3, y, p_x, p_y - (2f_3 y - e_3 p_x))^T, \\ e^{n_2 x^2 + m_2 x} (x, y, p_x, p_y)^T &= (x, y, p_x - (2n_2 x + m_2), p_y)^T. \end{aligned} \quad (15)$$

Composing in the order of (13), which means from bottom to top, and writing the result as a affine system in the initial values, we equate with (14) to get

$$e^{tM} (x, y, p_x, p_y)^T + M^{-1} (e^{tM} - 1) (\alpha_2, \alpha_7, -\alpha_1, -\alpha_6)^T = N(x, y, p_x, p_y)^T + (a, b, c, d)^T. \quad (16)$$

Since this equality needs to hold for all initial values (x, y, p_x, p_y) , we can read off the equations separately from the homogeneous and inhomogeneous parts.

2.4. Higher dimensions

It is straightforward to generalize the results to arbitrary spatial dimensions n given that the potentials remain quadratic. The only noteworthy detail is that the dimensions of the matrices that yield the polynomial system scale with $2n \times 2n$. In the particular case of a harmonic trap in the z -axis – ceteris paribus – the Hamiltonian can be written as a sum

$$H = H_A + H_z + G(x, y, z),$$

where $H_z = \frac{1}{2} p_z^2 + \frac{1}{2} \omega_z^2 z^2$. A sensible splitting groups commuting terms $A = H_A + H_z$, leaving the (small) remainder $B = G$ in order to compute one splitting step

$$e^{-iha_j A} e^{-ihb_j B} = e^{-iha_j H_A} e^{-iha_j H_z} e^{-ihb_j G},$$

and e^{-ihH_z} can be solved using two FFTs in the z -direction since

$$e^{-ihH_z} = e^{-i \tan(h\omega_z/2) z^2/2} e^{-i \sin(h\omega_z) p_z^2/2} e^{-i \tan(h\omega_z/2) z^2/2},$$

see [3, 16].

3. Numerical results

In this section, we will illustrate the performance of the algorithm in two settings. First, we consider the plain decomposition method where we expect to recover the order of the underlying Magnus expansion. Second, we add a small nonlinearity g and embed the rotation Hamiltonian H_A into a second order Strang splitting in order to illustrate the recovery of the generalized order (4,2): Even though the method is of formal order 2, its error is proportional to size of the (nonlinear) perturbation. Embedding the decomposition in a higher order splitting method would maintain the full order while keeping the near-integrable structure.

To numerically verify the proposed algorithm, we choose the Hamiltonian

$$H_A(t) = \frac{1}{2} (p_x^2 + p_y^2) + \frac{1}{2} (\omega_x(t)^2 x^2 + \omega_y(t)^2 y^2) + \Omega L_z, \quad (17)$$

where $\omega_x(t)^2 = \omega_0^2(1 + \sin(t/2))$, $\omega_y(t)^2 = (\omega_0^2 - \sin(t/2))$ and $\omega_0^2 = 4$, $\Omega = 1/10$. The spatial domain is discretized with 128×128 grid points on $[-10, 10]^2$ and we integrate the normalized initial condition $\psi_0 \propto (x + iy)e^{-(x^2+y^2)/2}$ until the final time $T = 3$. The first two steps are numbered as in Table 1.

Step 1: For the time-averaging we choose a fourth-order Magnus integrator that is in turn based on the fourth-order Gauss-Legendre quadrature,

$$\Theta_{t,t+h}^{[4]} = -i\frac{h}{2} (H(t_1) + H(t_2)) + \frac{h^2}{4\sqrt{3}} [-iH(t_1), -iH(t_2)],$$

where $t_j = t + hc_j$ with the standard Gauss-nodes $c_{1,2} = (1 \mp 1/\sqrt{3})/2$.

Step 2: Evaluating the commutator leads to the averaged Hamiltonian

$$\begin{aligned} i\Theta_{t,t+h}^{[4]} &= \frac{h}{2} (p_x^2 + p_y^2) + \frac{h}{2} \frac{\omega_x(t_1)^2 + \omega_x(t_2)^2}{2} x^2 + \frac{h}{2} \frac{\omega_y(t_1)^2 + \omega_y(t_2)^2}{2} y^2 + h\Omega L_z \\ &\quad + \frac{h^2}{4\sqrt{3}} \left(\frac{xp_x + p_x x}{2} (\omega_x(t_2)^2 - \omega_x(t_1)^2) + \frac{yp_y + p_y y}{2} (\omega_y(t_2)^2 - \omega_y(t_1)^2) \right) \\ &\quad + \frac{h^2}{4\sqrt{3}} \Omega \left((\omega_y(t_2)^2 - \omega_y(t_1)^2) - (\omega_x(t_2)^2 - \omega_x(t_1)^2) \right) xy. \end{aligned}$$

3.1. Rotating linear Hamiltonian

In a first experiment, we compare the split (2) against a standard symmetric approach which uses the same number of FFTs per step:

$$\Psi_{t,t+h}^{[2]} = e^{-i\frac{h}{2}\omega_x^2(t)x^2} e^{-i\frac{h}{2}(p_x^2/2 - \Omega y p_x)} e^{-ih(p_y^2/2 + \Omega x p_y)} e^{-i\frac{h}{2}(p_x^2/2 - \Omega y p_x)} e^{-i\frac{h}{2}\omega_x^2(t+h)x^2}. \quad (18)$$

The results are shown in Fig. 1 and clearly show the correct order and high accuracy of the new method.

3.2. Rotating BEC with weak nonlinearity

In a second experiment, the Hamiltonian H_A is perturbed by a cubic nonlinearity,

$$H(t) = H_A(t) + g|\psi|^2, \quad (19)$$

with $g = 1$ and the experimental setup is taken as above with $\omega_0^2 = 2$, $\Omega = 1/5$ and $N_x = N_y = 256$ grid points on the mesh $[-15, 15]^2$. Instead of embedding our method within a higher-order splitting, we chose a simple Strang-type approach where the perturbation $H - H_A$ is appended on both sides of the method,

$$e^{-i\frac{h}{2}g|\psi|^2} \Psi e^{-i\frac{h}{2}g|\psi|^2}. \quad (20)$$

We denote by ROT(2) the second order method from our construction with $\Psi = \Phi_{t,t+h}^{[4]}$ as in (3) and by STD(2) the symmetric approach $\Psi = \Psi_{t,t+h}^{[2]}$ from (4), respectively. Of course, despite the fourth-order Magnus expansion, we only expect a second-order integrator, however, with much smaller error terms when compared to (18) due to the

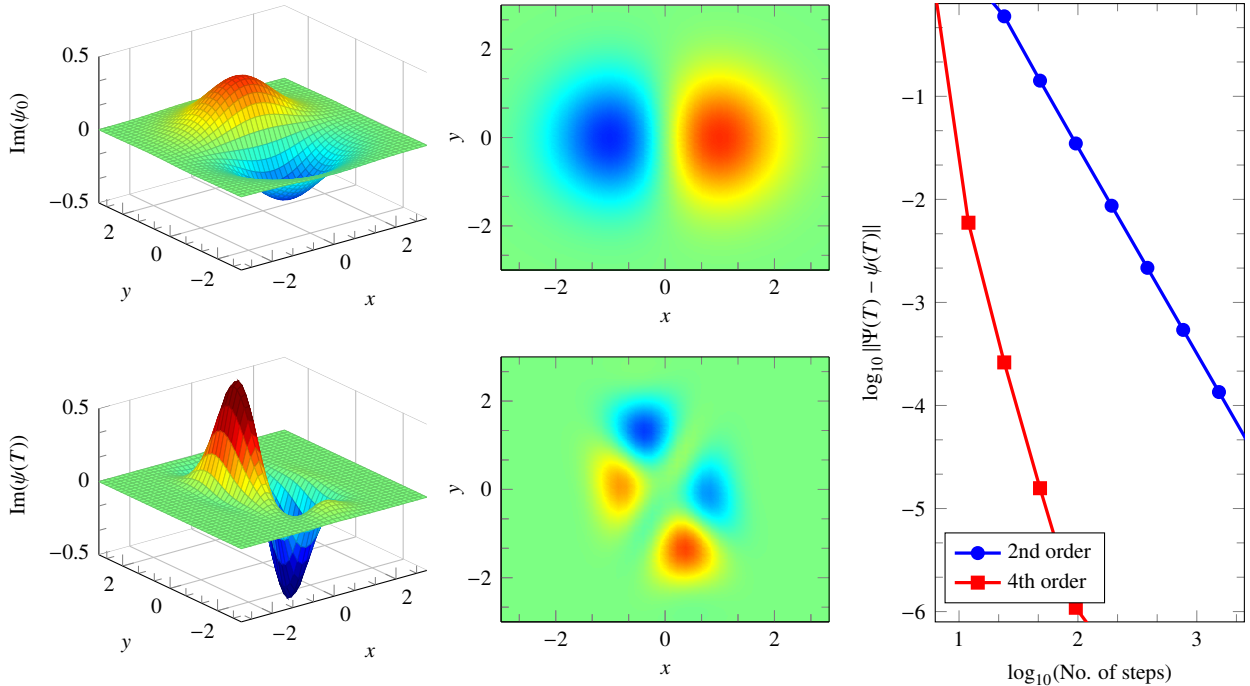


Figure 1: (color online) The rightmost column shows the efficiency curves for the 2D rotating harmonic oscillator (17) integrated using $N_x = N_y = 128$ equidistant grid points on $[-10, 10]^2$. In the first row, the initial condition with imaginary (left) and real part (center) are displayed, whereas the evolution at time $T = 3$ is depicted in the second row, both for imaginary (left) and real part (center). The real part is shown from above and the colormaps are kept constant in each panel, i.e., the same color corresponds to the same value.

smallness of the perturbation. The method, as well as the method of generalized order (4,2) from [24] are expected to perform well for large step-sizes and small nonlinearities. At higher order, the benefits of our method are even more pronounced: Taking into account that we are facing a multi-component splitting with explicit time-dependencies, it is not trivial to derive an efficient splitting algorithm. The usual approach is to design a symmetric second order method Ψ_h , e.g., (4) and then compose it with itself using fractional time-steps as in

$$\Psi_{\gamma h} \circ \Psi_{(1-2\gamma)h} \circ \Psi_{\gamma h},$$

where $\gamma = 1/(2 - 2^{1/3})$. This procedure is well-known as triple jump [28, 33] and the resulting fourth-order method $Y(4)$ will be used for reference in the experiment. In our design, the flow of the linear (in the wave function) and explicit Hamiltonian are efficiently computed together and thus, the split only contains two components A, B . We can thus use standard fourth-order methods such as the optimized $SRKN_6^b$ (BM(4)) from [10] to illustrate the improved performance in comparison with the triple-jump.

The results in Fig. 2 confirm the predicted behavior. At any given precision, roughly half of the steps are needed by the new algorithm using the same number of FFTs. As the perturbation, in this case the nonlinearity, becomes weaker, the benefits increase - on the other hand, when the remainder cannot be considered to be a perturbation, the second-order curves will get closer and almost coincide.

3.3. Rotating BEC with strong nonlinearity

Using the setup from the previous experiment but with a strong interaction parameter $g = 50$, the method maintains its advantages at higher precision as expected since it allows the use of optimized splitting methods in contrast to the simple Yoshida composition for higher order. The results are shown in Fig. 3. At lower precision, both split variants perform equally. However, when higher precision with higher order is sought, our methodology maintains the advantage since optimized two-component splittings, e.g., from [10], can be used.

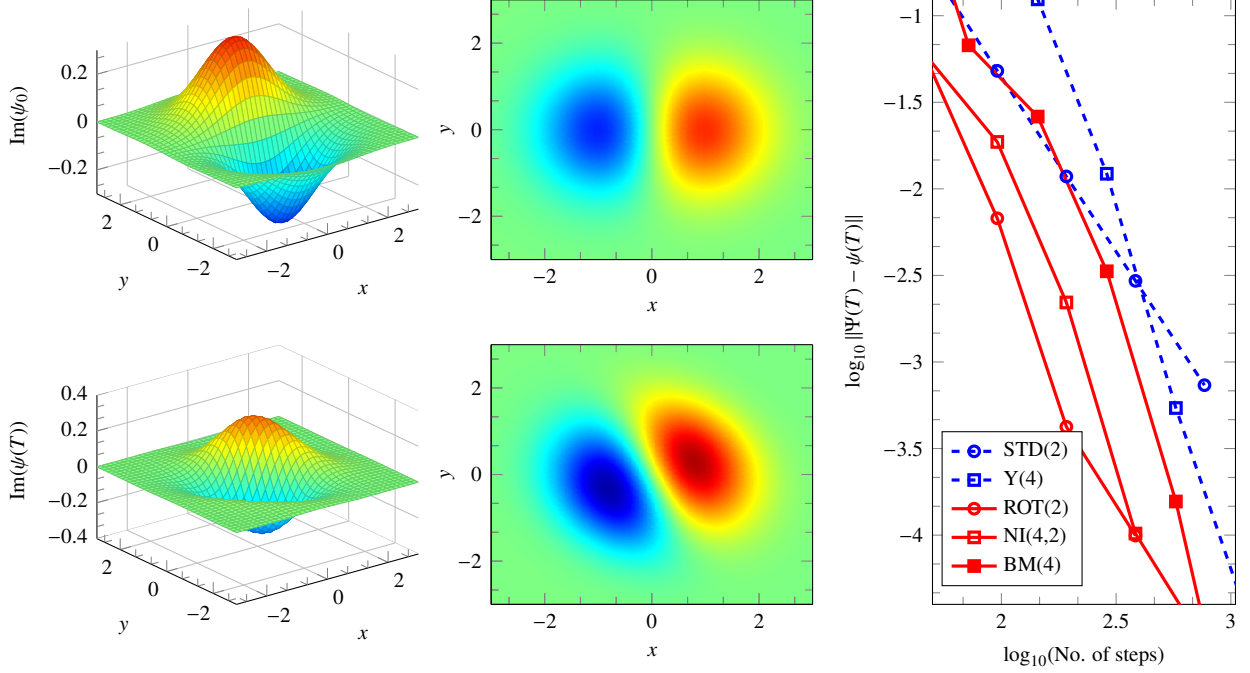


Figure 2: (color online) For detailed captions, cf. Fig. 1. Results for the Hamiltonian (19) with a weak nonlinearity $g = 1$. The top row shows the imaginary (left) and real part (center) of the initial condition, whereas the corresponding pictures for the exact solution at $T = 5$ are displayed in the bottom row. The right panel demonstrates the smaller error constant for the proposed decomposition (red solid) in comparison with the standard split (blue dashed). The circles correspond to second order methods ROT(2) from (20) and STD(2) (4).

3.4. Rotating BEC in the presence of dissipation

Motivated by [7], we show how to adapt our method for a dissipative setup modeled by

$$(i - \lambda)\partial_t \psi = H_A(t)\psi + (g|\psi|^2 + V(t))\psi. \quad (21)$$

The dissipation, or loss in norm, is driven by the parameter $\lambda > 0$. Our methodology is straightforward to adapt to this setting. With the observation that the formal solution operator can be obtained by simply replacing h by $ih/(i - \lambda)$ in the Magnus averaged Hamiltonian. We conclude that the coefficients can then be computed just as before, with the difference that the polynomial system and its solutions have now become complex valued.

Due to the dissipation, Lemma 2.1 is no longer valid and the nonlinearity has to be solved differently. First, we stress that time is propagated together with H_A , containing the Laplacian and thereby recovering the Runge-Kutta-Nyström (RKN) structure of the algebra⁴. This has the additional benefit that more efficient splitting methods can be considered [4]. Hence, as mentioned, the potential is frozen in the remaining part

$$(i - \lambda)\partial_t \psi = (g|\psi|^2 + V(x, t_{frozen}))\psi, \quad \psi(x, 0) = \psi_0.$$

Using a standard trick from the Ginzburg-Landau equation, it can be solved by noting that

$$\frac{d}{dt} |\psi|^2 = \dot{\psi}^* \psi + \psi^* \dot{\psi} = -\frac{2\lambda}{1 + \lambda^2} (g|\psi|^2 + V(x, t_{frozen})) |\psi|^2,$$

with solution

$$|\psi(x, t)|^2 = \frac{|\psi_0|^2 V(x, t_{frozen})}{-g|\psi_0|^2 + \exp\left(\frac{2\lambda t V}{1 + \lambda^2}\right) (g|\psi_0|^2 + V)}.$$

⁴A Lie algebra generated by A, B is said to be of type RKN if $[B, [B, [B, A]]] = 0$.

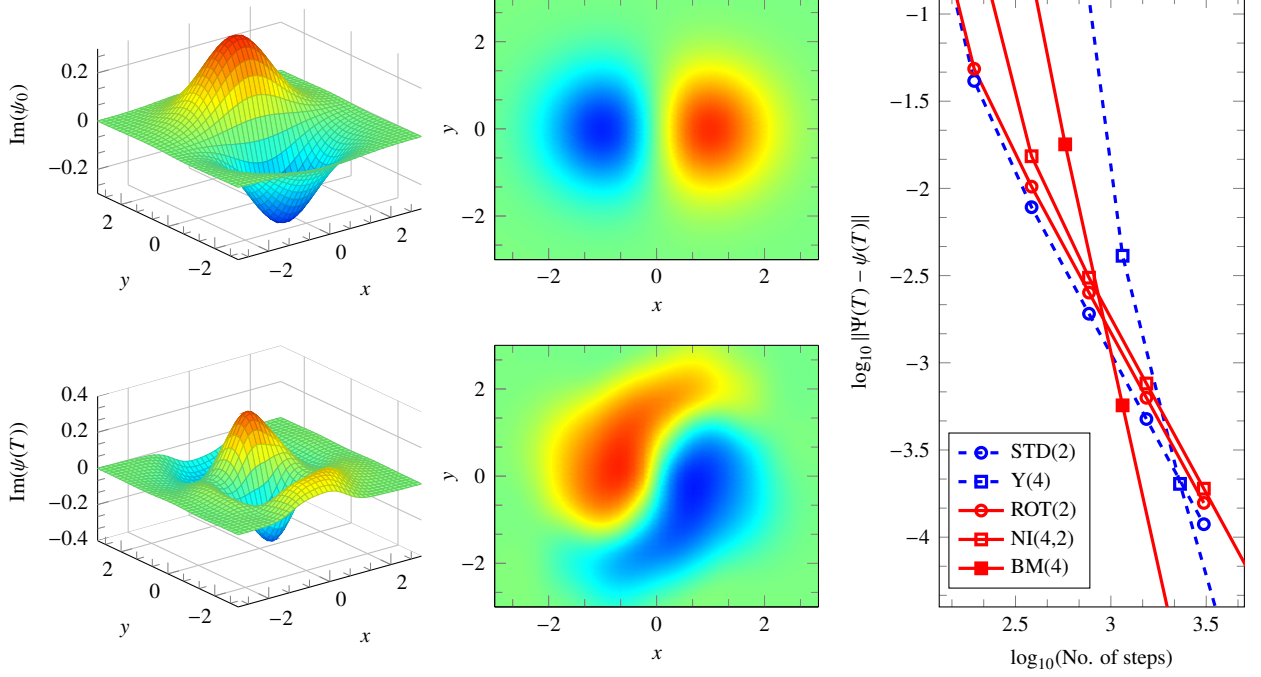


Figure 3: (color online) For detailed captions, cf. Fig. 2. Results for the nonlinear Hamiltonian (19) with strong nonlinearity $g = 50$ solved by (20). The top row shows the imaginary (left) and real part (center) of the initial condition, whereas the corresponding pictures for the exact solution at $T = 5$ are displayed in the bottom row. The right panel demonstrates the smaller error constant for the proposed decomposition (red solid) in comparison with the standard split (blue dashed). The circles correspond to second order methods ROT(2) from (3) and STD(2) (4).

The full remainder is then propagated as

$$\psi(x, t) = \exp\left(\frac{1}{i - \lambda} \left(tV + g \int_0^t |\psi(x, s)|^2 ds\right)\right) \psi_0 = \exp\left(-\frac{i + \lambda}{2\lambda} \log\left[\frac{2\lambda t}{1 + \lambda^2} \phi\left(\frac{2\lambda}{1 + \lambda^2} tV\right) g |\psi_0|^2 + \exp\left(\frac{2\lambda}{1 + \lambda^2} tV\right)\right]\right) \psi_0, \quad (22)$$

where $\phi(z) = (\exp(z) - 1)/z$. This formulation avoids numerical singularities around $V \approx 0$ and $\psi_0 \approx 0$ and (22) can be conveniently computed. This equation is related to the imaginary time propagation technique to compute eigenstates of the Schrödinger equation [4, 5, 16]. Higher order splittings (including the triple jump) necessarily require negative time-steps and the consequent stability problems prohibit their use in this application. However, complex time-steps could be – in principle – used to overcome this limitation. It has been shown in Ref. [2] how to use complex coefficients for the GPE including this variant. The findings suggest that the necessary doubling of the computational cost by introducing new variables in addition to the evaluation of at least three exponentials $\varphi_{a,j,h}^{H_A}$ are less efficient than the simple use of Richardson extrapolation methods on the highly efficient new second order method with real splitting coefficients. In Fig. 4, we show the performance of our method in comparison with the reference second order method STD(2) where the nonlinearity has also been propagated according to (22). The used an equidistant grid of $N_x = N_y = 128$ points on $[-10, 10]^2$ and integrated until $T = 3$. The parameters are as in section 3.2 with $\lambda = 0.02$.

4. Conclusions

We have designed an efficient algorithm to integrate time-dependent rotating BEC using only Fourier transforms and an iterative solver for a small algebraic system. The method solves any quadratic Hamiltonian, such as for example rotating condensates subject to time-dependent harmonic trappings, up to the desired precision and is thus particularly useful if the full Hamiltonian can be regarded as a perturbation thereof. The method outperforms literature splitting methods for small nonlinearities at any precision and for large nonlinearities at higher order and precision. Its

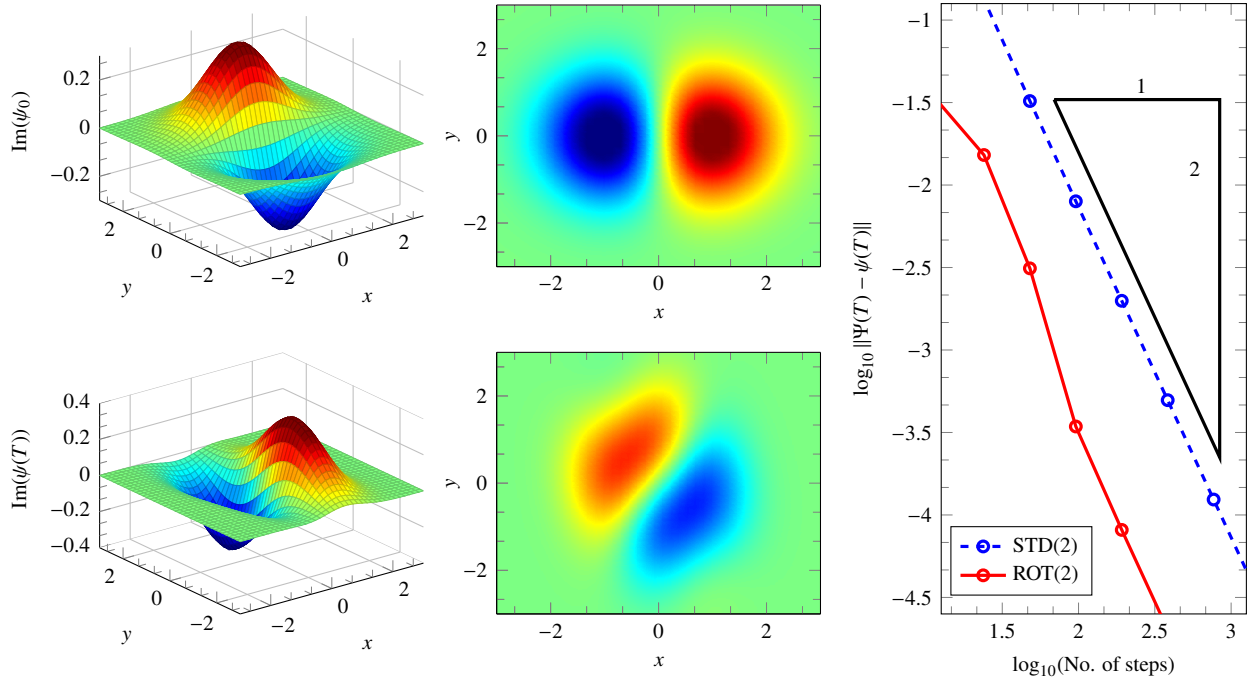


Figure 4: (color online) Results for the nonlinear Hamiltonian in the presence of dissipation (21). The top row shows the imaginary (left) and real part (center) of the initial condition, whereas the corresponding pictures for the exact solution at $T = 5$ are displayed in the bottom row. The right panel demonstrates the smaller error constant for the proposed decomposition (red solid) in comparison with the standard split (blue dashed). The triangle indicates that the methods are of second order as expected.

adaption to dissipative Gross-Pitaevskii equation is shown to be straightforward. The algorithm is related to splitting methods and Magnus expansions and as such preserves unitarity and gauge invariance of the exact solution operator and a corresponding modified Hamiltonian can be easily identified. The proof technique is based on the finiteness of the Lie algebra generated by the Hamiltonian on which Magnus averaging has been performed. The quantum mechanical algebra has been identified with its classical mechanical counterpart from which a matrix representation has been derived. The generalization of this technique to other quantum mechanical systems is subject of future work.

References

- [1] M. H. Anderson, J. R. Ensher, M. R. Matthews, C. E. Wieman, and E. A. Cornell. Observation of Bose-Einstein condensation in a dilute atomic vapor. *Science*, 269:198–201, 1995. doi: 10.1126/science.269.5221.198.
- [2] P. Bader. *Geometric Integrators for Schrödinger equations*. PhD thesis, Universidad Politécica de Valencia, Valencia, Spain, 2014.
- [3] P. Bader and S. Blanes. Fourier methods for the perturbed harmonic oscillator in linear and nonlinear Schrödinger equations. *Phys. Rev. E*, 83:046711, 4 2011. doi: 10.1103/PhysRevE.83.046711.
- [4] P. Bader, S. Blanes, and F. Casas. Solving the Schrödinger eigenvalue problem by the imaginary time propagation technique using splitting methods with complex coefficients. *J. Chem. Phys.*, 139:124117, 2013. doi: 10.1063/1.4821126.
- [5] P. Bader, S. Blanes, and E. Ponsoda. Structure preserving integrators for solving (non-)linear quadratic optimal control problems with applications to describe the flight of a quadrotor. *J. Comput. Appl. Math.*, 262(0):223 – 233, 2014. doi: 10.1016/j.cam.2013.09.061.
- [6] W. Bao and J. Shen. A fourth-order time-splitting Laguerre-Hermite pseudo-spectral method for Bose-Einstein condensates. *SIAM J. Sci. Comput.*, 26(6):2010–2028, 2005. doi: 10.1137/030601211.
- [7] W. Bao, Q. Du, and Y. Zhang. Dynamics of rotating Bose-Einstein condensates and its efficient and accurate numerical computation. *SIAM J. Appl. Math.*, 66(3):758–786, 2006. doi: 10.1137/050629392.
- [8] W. Bao, H. Li, and J. Shen. A generalized-Laguerre-Fourier-Hermite pseudospectral method for computing the dynamics of rotating Bose-Einstein condensates. *SIAM J. Sci. Comput.*, 31(5):3685–3711, 2009. doi: 10.1137/080739811.
- [9] W. Bao, D. Marahrens, Q. Tang, and Y. Zhang. A simple and efficient numerical method for computing the dynamics of rotating Bose-Einstein condensates via rotating Lagrangian coordinates. *SIAM J. Sci. Comput.*, 35(6):A2671–A2695, 2013. doi: 10.1137/130911111.
- [10] S. Blanes and P. C. Moan. Practical symplectic partitioned Runge-Kutta and Runge-Kutta-Nyström methods. *J. Comp. Appl. Math.*, 142: 313–330, 2002. doi: 10.1016/S0377-0427(01)00492-7.

- [11] S. Blanes and P.C. Moan. Fourth- and sixth-order commutator-free Magnus integrators for linear and non-linear dynamical systems. *Appl. Numer. Math.*, 56:1519–1537, 2006. doi: 10.1016/j.apnum.2005.11.004.
- [12] S. Blanes, F. Casas, J. A. Oteo, and J. Ros. The Magnus expansion and some of its applications. *Phys. Rep.*, 470:151–238, 2009. doi: 10.1016/j.physrep.2008.11.001.
- [13] S. Blanes, F. Diele, C. Marangi, and S. Ragni. Splitting and composition methods for explicit time dependence in separable dynamical systems. *J. Comput. Appl. Math.*, 235(3):646–659, 2010. doi: 10.1016/j.cam.2010.06.018.
- [14] S. Blanes, F. Casas, A. Farrés, J. Laskar, J. Makazaga, and A. Murua. New families of symplectic splitting methods for numerical integration in dynamical astronomy. *Appl. Numer. Math.*, 68(0):58–72, 2013. doi: 10.1016/j.apnum.2013.01.003.
- [15] C. C. Bradley, C. A. Sackett, J. J. Tollett, and R. G. Hulet. Evidence of Bose-Einstein condensation in an atomic gas with attractive interactions. *Phys. Rev. Lett.*, 75:1687–1690, 8 1995. doi: 10.1103/PhysRevLett.75.1687.
- [16] S. A. Chin and E. Krotscheck. Fourth-order algorithms for solving the imaginary-time Gross-Pitaevskii equation in a rotating anisotropic trap. *Phys. Rev. E*, 72:036705, 2005. doi: 10.1103/PhysRevE.72.036705.
- [17] K. B. Davis, M. O. Mewes, M. R. Andrews, N. J. van Druten, D. S. Durfee, D. M. Kurn, and W. Ketterle. Bose-Einstein condensation in a gas of sodium atoms. *Phys. Rev. Lett.*, 75:3969–3973, 11 1995. doi: 10.1103/PhysRevLett.75.3969.
- [18] E. Faou. *Geometric Numerical Integration and Schrödinger Equations*. Zurich Lectures in Advanced Mathematics. Europ. Math. Soc., Zürich, 2012. doi: 10.4171/100.
- [19] F. M. Fernandez, D. A. Micha, and J. Echave. Molecular transition probabilities for time-dependent, bilinear hamiltonians in many dimensions: A recursive procedure. *Phys. Rev. A*, 40:74–79, 1989. doi: 10.1103/PhysRevA.40.74.
- [20] E. Hairer, C. Lubich, and G. Wanner. *Geometric Numerical Integration: Structure-Preserving Algorithms for Ordinary Differential Equations*. Springer Verlag, Berlin, 2nd edition, 2006.
- [21] H. Hofstätter, O. Koch, and M. Thalhammer. Convergence analysis of high-order time-splitting pseudo-spectral methods for rotational Gross-Pitaevskii equations. *Numer. Math.*, 127:315–364, 2014. doi: 10.1007/s00211-013-0586-9.
- [22] A. Iserles and S. P. Nørsett. On the solution of linear differential equations in Lie Groups. *Phil. Trans. R. Soc. A*, 357:983–1019, 1999.
- [23] W. Magnus. On the exponential solution of differential equations for a linear operator. *Commun. Pure Appl. Math.*, 7:649–673, 1954.
- [24] R. I. McLachlan. Composition methods in the presence of small parameters. *BIT Numer. Math.*, 35(2):258–268, 1995. doi: 10.1007/BF01737165.
- [25] J. Ming, Q. Tang, and Y. Zhang. An efficient spectral method for computing dynamics of rotating two-component Bose-Einstein condensates via coordinate transformation. *J. Comput. Phys.*, 258(0):538–554, 2014. ISSN 0021-9991. doi: 10.1016/j.jcp.2013.10.044.
- [26] V. M. Pérez-García and X. Liu. Numerical methods for the simulation of trapped nonlinear Schrödinger systems. *Appl. Math. Comp.*, 144: 215–235, 2003. doi: 10.1016/S0096-3003(02)00402-2.
- [27] J. Recamier, D. A. Micha, and B. Gazdy. Energy transfer in collisions between two vibrating molecules. *Chem. Phys. Lett.*, 119(5):383–387, 1985. doi: 10.1016/0009-2614(85)80439-5.
- [28] M. Suzuki. Fractal decomposition of exponential operators with applications to many-body theories and Monte Carlo simulations. *Phys. Lett. A*, 146:319–323, 1990. doi: 10.1016/0375-9601(90)90962-N.
- [29] M. Thalhammer, M. Calziari, and C. Neuhauser. High-order time-splitting Hermite and Fourier spectral methods. *J. Comput. Phys.*, 228(3): 822–832, 2009. doi: 10.1016/j.jcp.2008.10.008.
- [30] H. Wang. A time-splitting spectral method for coupled Gross-Pitaevskii equations with applications to rotating Bose-Einstein condensates. *J. Comput. Appl. Math.*, 205(1):88 – 104, 2007. ISSN 0377-0427. doi: j.cam.2006.04.042.
- [31] J. Wei and E. Norman. Lie algebraic solution of linear differential equations. *J. Math. Phys.*, 4:575–581, 1963. doi: 10.1063/1.1703993.
- [32] R.M. Wilcox. Exponential operators and parameter differentiation in quantum physics. *J. Math. Phys.*, 8:962–982, 1967. doi: 10.1063/1.1705306.
- [33] H. Yoshida. Construction of higher order symplectic integrators. *Phys. Lett. A*, 150:262–268, 1990. doi: 10.1016/0375-9601(90)90092-3.