

# Probability density analysis of SINR in massive MIMO systems with matched filter beamformer<sup>1</sup>

Shu Feng, and Li Jun

## Abstract

In massive MIMO systems, the matched filter (MF) beamformer is attractive due to its extremely low complexity of implementation compared to those high-complexity decomposition-based beamformers like zero-forcing, block diagonalization, maximum signal-leakage-and-noise ratio, and minimum mean square error. This paper derives an approximate formula for probability density function (PDF) of received signal-to-interference-and-noise ratio (SINR) at user terminal when MF is adopted at base station. This distribution of SINR can be used to make an analysis of average sum-rate, outage probability, and symbol error rate of massive MIMO downlink with MF at BS. From simulation, we find that the derived approximate analytical expression for PDF of SINR is consistent with the simulated exact PDF from the definition of SINR in medium-scale and large-scale MIMO systems.

## Index Terms

Massive MIMO, matched filter, signal-to-interference-and-noise ratio, probability density function

## I. Introduction

Recently, massive multi-user MIMO (MU-MIMO) is an up-to-date active research area in wireless communications due to its extremely high multiplexing and diversity gains, and fine spatial resolution [1]-[4]. It has been viewed as a strong candidate for key techniques of the future-generation wireless networks. In traditional MU-MIMO scenarios, several classic linear precoding schemes are developed like matched filter (MF), zero-forcing (ZF) [5][6], block diagonalization (BD) [7], maximum signal-to-leakage-plus-noise ratio (Max-SLNR) [8], singular value decomposition (SVD) [9], and channel inversion plus regularization including minimum mean square error (MMSE) [10][11]. These

---

<sup>1</sup> This work was supported in part by open research fund of National Mobile Communications Research Laboratory, Southeast University (Grant No. 2013D02), the Fundamental Research Funds for the Central Universities (Grant No. 30920130122004), and the National Natural Science Foundation of China (Grants No. 61271230 and No. 61301107).

Shu Feng, and Li Jun are with the School of Electronic and Optical Engineering, Nanjing University of Science and Technology, Nanjing, China. Shu Feng is also with the National Mobile Communications Research Laboratory, Southeast University and the Ministerial Key Laboratory of JGMT, NJUST..

precoders can be readily extended to a massive MU-MIMO system. However, the beamforming performance in massive MU-MIMO is intimately related to pilot structures and degree of precision of channel estimation [4][12][13]. In [12], when assuming that the channel is a Gauss-Markov random process, a novel pilot design criterion is proposed to minimize the channel estimation mean square error such that sum-rate (channel capacity) is improved. In [13], an orthogonal pilot transmit scheme is proposed for multi-cell environment. Compared to non-orthogonal pattern, it can achieve an over 15dB signal-to-interference-and-noise ratio (SINR) gain.

The kind of decomposition-based precoders such as ZF, BD, MMSE and Max-SLNR require about  $KN^3$  complex multiplications (CMs) where  $N$  and  $K$  stand for the number of antennas at base station (BS) and the number of users in system, respectively. Thus, precoding complexity is a challenging issue as the number of antennas at BS approaches several hundred even one thousand. In [14], authors design a reduced-complexity ZF precoder for massive MIMO. A truncated polynomial expansion of matrix inversion in [15] is applied to the regularized zero forcing to reduce the computational amount of matrix inversion and the corresponding coefficients are optimized to maximize the SINR in multi-cell MIMO system. However, the complexity of these precoding algorithms is still much larger than  $KN$  CMs (Complexity of MF). As a low-complexity precoder, MF tends to the optimal linear precoder SVD in the sum-rate sense from our simulation as  $N$  approaches large-scale. What is the probability density function (PDF) of SINR in a massive MIMO system with MF precoder at BS? This PDF is very important to compute average or outage performance of massive MIMO. In this paper, we develop an approximate PDF formula for SINR by using mathematic skills in probability theory.

This paper is organized as follows. System model is described in Section II. Section III presents the detailed deriving process and skills of the PDF of SINR. The numerical results are shown and discussed in section IV, and Section V concludes this paper.

Notations: throughout the paper, matrices, vectors, and scalars are denoted by letters of bold upper case, bold lower case, and lower case, respectively. Signs  $(\bullet)^H$ ,  $(\bullet)^T$ , and  $\text{Tr}(\bullet)$  denote matrix conjugate transpose, transpose, and trace, respectively.

## II. System Model

For a multi-user MIMO system with single BS and  $K$  users, the MF beamforming vector of user

$k$  at BS is defined as  $\mathbf{v}_k = \frac{\mathbf{h}_k^*}{\|\mathbf{h}_k\|}$ , where each user is assumed to have only one antenna, and  $\mathbf{h}_k$  is the

$N \times 1$  channel vector of user  $k$  with each component being independent  $\mathcal{CN}(0, \sigma_h^2)$ . For the

convenience of deriving below,  $\mathbf{v}_k$  is replaced by an approximate simple beamforming vector

$\tilde{\mathbf{v}}_k = \frac{\mathbf{h}_k^*}{\sqrt{N}}$ , called approximate or simplified MF precoder below, where  $N$  is the number of transmit

antennas at BS. By simulation, we find that this difference between approximate MF and original MF

will tend to trivial with increasing  $N$ . When the approximate MF precoder is used at BS, the signal

received by user  $k$  is

$$r_k = \sqrt{\frac{P}{N}} \mathbf{h}_k^T \frac{\mathbf{h}_k^*}{\sqrt{N\sigma_h}} s_k + \sqrt{\frac{P}{N}} \mathbf{h}_k^T \sum_{l=1, l \neq k}^K \frac{\mathbf{h}_l^*}{\sqrt{N\sigma_h}} s_l + n_k, \quad (1)$$

where  $P$  denotes the total transmit power at BS, and  $n_k$  is the additive white Gaussian noise with

mean zero and variance  $\sigma_n^2$ . The SINR for user  $k$  is given by

$$\gamma_k = \frac{\frac{P}{(N\sigma_h)^2} (\mathbf{h}_k^T \mathbf{h}_k^*) (\mathbf{h}_k^T \mathbf{h}_k^*)^H}{\sigma_n^2 + \frac{P}{(N\sigma_h)^2} \left( \sum_{l=1, l \neq k}^K \mathbf{h}_k^T \mathbf{h}_l^* \right) \left( \sum_{l=1, l \neq k}^K \mathbf{h}_k^T \mathbf{h}_l^* \right)^H}. \quad (2)$$

The sum-rate of all users is

$$R_{sum} = \sum_{k=1}^K \log_2 (1 + \gamma_k). \quad (3)$$

### III. Derived Approximate PDF of SINR

For convenience of deriving the PDF of the SINR defined in (2), we first define

$$x = \frac{\sqrt{P}}{N\sigma_h} \mathbf{h}_k^T \mathbf{h}_k^*, \quad (4)$$

and

$$y = \frac{\sqrt{P}}{N\sigma_h} \sum_{l=1, l \neq k}^K \mathbf{h}_k^T \mathbf{h}_l^*, \quad (5)$$

Without loss of generality, we can rewrite (2) as

$$\gamma = \frac{x^2}{\sigma_n^2 + yy^*}. \quad (6)$$

From (6), it is obvious that we can derive the probability density function (PDF) of  $\gamma_k$  provided that the PDFs of  $x$  and  $y$  are known. Below, our first task is to calculate the PDF formulas of random variables  $x$  and  $y$ .

Considering  $x$  can be expressed as a sum of squares of  $2N$  independent identically real Gaussian random variables, it has a central  $\chi^2(2N)$  distribution with density

$$x = \frac{\sqrt{P}\sigma_h}{2N} \sum_{i=1}^N \left( \left[ \frac{\sqrt{2}}{\sigma_h} \operatorname{Re}(h_{ki}) \right]^2 + \left[ \frac{\sqrt{2}}{\sigma_h} \operatorname{Im}(h_{ki}) \right]^2 \right) \sim \frac{\sqrt{P}\sigma_h}{2N} \frac{x^{N-1} e^{-\frac{x}{2c_s}}}{(2c_s)^N \Gamma(N)}, \quad (7)$$

where  $\operatorname{Re}(a)$  and  $\operatorname{Im}(a)$  represent the real and imaginary parts of complex scalar  $a$ , respectively,

$$c_s = \frac{\sqrt{P}\sigma_h}{2N}, \quad (8)$$

and

$$\Gamma(a) = \int_0^{+\infty} t^{a-1} e^{-t} dt. \quad (9)$$

Let us define

$$w = x^2, \quad (10)$$

according to the Jacobian transformation, the PDF of  $w$  is

$$f_w(w) = \frac{1}{2\sqrt{w}} f_x(\sqrt{w}) = \frac{w^{\frac{N}{2}-1} e^{-\frac{\sqrt{w}}{2c_s}}}{c_s^N 2^{N+1} \Gamma(N)}. \quad (11)$$

From (5),  $y$  is expanded as

$$y = \frac{\sqrt{P}}{N\sigma_h} \sum_{l=1, l \neq k}^K \mathbf{h}_k^T \mathbf{h}_l^* = \frac{\sqrt{P}}{N\sigma_h} \sum_{l=1, l \neq k}^K \sum_{i=1}^N h_{ki} h_{li}^*. \quad (12)$$

Since  $h_{kn}$  and  $h_{lm}$  are independent of each other for  $k \neq l$ , we have

$$\begin{aligned} E(h_{ki} h_{li}^*) &= E[\operatorname{Re}(h_{ki}) \operatorname{Re}(h_{li})] + E[\operatorname{Im}(h_{ki}) \operatorname{Im}(h_{li})] + jE[\operatorname{Re}(h_{ki}) \operatorname{Im}(h_{li})] - jE[\operatorname{Re}(h_{li}) \operatorname{Im}(h_{ki})] \\ &= E[\operatorname{Re}(h_{ki})] E[\operatorname{Re}(h_{li})] + E[\operatorname{Im}(h_{ki})] E[\operatorname{Im}(h_{li})] = 0. \end{aligned} \quad (13)$$

Then, the expected value of  $y$  is given by

$$E(y) = \frac{\sqrt{P}}{N\sigma_h} \sum_{l=1, l \neq k}^K \mathbf{h}_k^T \mathbf{h}_l^* = \frac{\sqrt{P}}{N\sigma_h} \sum_{l=1, l \neq k}^K \sum_{i=1}^N E(h_{ki} h_{li}^*) = 0, \quad (14)$$

and its variance is

$$\sigma_y^2 = E\{[y - E(y)]^2\} = \frac{P}{(N\sigma_h)^2} E\left\{\sum_{l=1, l \neq k}^K \mathbf{h}_k^T \mathbf{h}_l^*\right\} E\left\{\sum_{j=1, j \neq k}^K \mathbf{h}_j^T \mathbf{h}_k^*\right\} = \frac{P}{(N\sigma_h)^2} \sum_{l=1, l \neq k}^K E\{\mathbf{h}_k^T \mathbf{h}_l^* \mathbf{h}_l^T \mathbf{h}_k^*\}. \quad (15)$$

Considering  $\mathbf{h}_l^* \mathbf{h}_l^T = \sigma_h^2 \mathbf{I}_N$ , and  $\mathbf{h}_k^T \mathbf{h}_k^* = N\sigma_h^2$ ,  $\sigma_y^2$  as shown above can be simplified as

$$\sigma_y^2 = \frac{(K-1)P}{N} \sigma_h^2. \quad (16)$$

In general, the product  $(K-1)N$  can be made to be sufficiently large even when  $K$  and  $N$  are medium-scale, in terms of the central limit theorem in probability theory,  $y$  can be approximated as a complex Gaussian distribution with mean zero and variance  $\frac{(K-1)P}{N} \sigma_h^2$ . Based on the PDF of  $y$ , it can be inferred that  $v$  obeys a central  $\chi^2(2)$  distribution, and its density is

$$v = yy^* = [\text{Re}(y)]^2 + [\text{Im}(y)]^2 \sim \frac{e^{-\frac{v}{2c_l}}}{2c_l}, \quad (17)$$

where

$$c_l = \frac{(K-1)P\sigma_h^2}{2N}. \quad (18)$$

Let us define  $z = v + \sigma_n^2$ , then the PDF of  $z$  is written as

$$f_z(z) = \frac{e^{-\frac{z-\sigma_n^2}{2c_l}}}{2c_l} \quad (19)$$

for  $z \geq \sigma_n^2$ , otherwise  $f_z(z) = 0$ .

Combining (11) and (19) yields the joint probability of  $w$  and  $z$ ,

$$f_{wz}(w, z) = f_w(w) f_z(z) \quad (20)$$

In accordance with the definitions of  $\gamma$ ,  $w$  and  $z$ , we have the relationship among them

$$\gamma = \frac{w}{z}, \quad (21)$$

then

$$F\left(\frac{w}{z} < \gamma\right) = F(w \leq z\gamma, z \geq \sigma_n^2). \quad (22)$$

In light of [16], we have

$$F_\gamma(\gamma) = \int_{z=\sigma_n^2}^{+\infty} \int_{w=0}^{+\infty} f_{wz}(z\gamma, z) dz dw, \quad (23)$$

which yields

$$f_\gamma(\gamma) = \int_{z=\sigma_n^2}^{+\infty} z f_{wz}(z\gamma, z) dz = \int_{z=\sigma_n^2}^{+\infty} z f_w(z\gamma) f_z(z) dz. \quad (24)$$

Plugging (11) and (19) on the right-side integral of the above equation yields

$$f_\gamma(\gamma) = c_\gamma \int_{z=\sigma_n^2}^{+\infty} z^{\frac{N}{2}} e^{-\frac{\sqrt{z\gamma}}{2c_s}} e^{-\frac{z}{2c_l}} dz, \quad (25)$$

where

$$c_\gamma = \frac{e^{\frac{\sigma_n^2}{2c_l}} \gamma^{N/2-1}}{c_l c_s^N 2^{N+2} \Gamma(N)}. \quad (26)$$

To simplify (25), we set

$$\theta = \sqrt{\frac{z}{c_l \gamma}} + \frac{\sqrt{c_l \gamma}}{2c_s}, \quad (27)$$

then

$$z = (\alpha\theta - \beta)^2, \quad (28)$$

where

$$\alpha = \sqrt{c_l \gamma}, \beta = \frac{c_l \gamma}{2c_s}, \quad (29)$$

and we define  $\gamma_a = \frac{\sqrt{c_l \gamma}}{2c_s} + \frac{\sigma_n}{\sqrt{c_l}}$ , then (25) can be transformed to

$$f_\gamma(\gamma) = \hat{c}_\gamma \int_{\gamma_a}^{+\infty} (\alpha\theta - \beta)^N e^{-\frac{\theta^2}{2}} d\theta, \quad (30)$$

where

$$\hat{c}_\gamma = 2\alpha c_\gamma e^{\frac{c_l \gamma}{8c_s^2}}. \quad (31)$$

Plugging the binomial expansion

$$(\alpha\theta - \beta)^N = \sum_{m=0}^N (-1)^{N+1-m} C_N^m \alpha^m \beta^{N-m} \theta^m \quad (32)$$

in (30), yields

$$f_{\gamma}(\gamma) = \hat{c}_{\gamma} \sum_{m=0}^N (-1)^{N-m} C_N^m \alpha^m \beta^{N-m} \int_{\gamma_a}^{+\infty} \theta^m e^{-\frac{\theta^2}{2}} d\theta. \quad (33)$$

Let  $t = \theta^2$ , the most-right-hand-side integral in the above equation is represented as

$$\int_{\gamma_a}^{+\infty} \theta^m e^{-\frac{\theta^2}{2}} d\theta = \frac{1}{2} \int_{\gamma_a^2}^{+\infty} t^{\frac{m-1}{2}} e^{-\frac{t}{2}} dt = \Gamma\left(\frac{m+1}{2}\right) 2^{\frac{m-1}{2}} \int_{\gamma_a^2}^{+\infty} \frac{t^{\frac{m+1}{2}-1} e^{-\frac{t}{2}}}{\Gamma\left(\frac{m+1}{2}\right) 2^{\frac{m+1}{2}}} dt. \quad (34)$$

It's noted that (34) satisfies the central chi-square distribution with  $m+1$  degrees of freedom, so we can rewrite (33) as

$$f_{\gamma}(\gamma) = \hat{c}_{\gamma} \sum_{m=0}^N (-1)^{N-m} C_N^m \alpha^m \beta^{N-m} 2^{\frac{m-1}{2}} \Gamma\left(\frac{m+1}{2}\right) \int_{\gamma_a^2}^{+\infty} \frac{t^{\frac{m+1}{2}-1} e^{-\frac{t}{2}}}{\Gamma\left(\frac{m+1}{2}\right) 2^{\frac{m+1}{2}}} dt. \quad (35)$$

Finally, we obtain the PDF of the SINR of user  $k$

$$f_{\gamma}(\gamma) = \hat{c}_{\gamma} \sum_{m=0}^N (-1)^{N-m} C_{N+1}^m \alpha^m \beta^{N-m} 2^{\frac{m-1}{2}} \Gamma\left(\frac{m+1}{2}\right) \Gamma\left(\gamma_a^2, \frac{m+1}{2}\right), \quad (36)$$

where  $\Gamma(s, x)$  and  $\tilde{\Gamma}(a, x)$  denote the upper incomplete gamma and the lower incomplete gamma functions as follows

$$\Gamma(a, b) = \int_b^{+\infty} t^{a-1} e^{-t} dt, \quad (37)$$

and

$$\tilde{\Gamma}(a, b) = \int_0^b t^{a-1} e^{-t} dt \quad (38)$$

with

$$\Gamma(a, b) + \tilde{\Gamma}(a, x) = \Gamma(a). \quad (39)$$

Using (36) or (25), we readily attain the following average symbol error rate and average sum-rate

$$\bar{P}_{SER} = \tilde{\alpha} \int_0^{+\infty} Q(\tilde{\beta}\gamma) f_{\gamma}(\gamma) d\gamma, \quad (40)$$

and

$$\bar{R}_{sum} = \int_0^{+\infty} \log_2(1+\gamma) f_{\gamma}(\gamma) d\gamma, \quad (41)$$

respectively, where  $\tilde{\alpha}$  and  $\tilde{\beta}$  rely on modulation types.

#### IV. Simulation and discussion

In order to evaluate the validity of the derived approximate PDF of SINR corresponding to the beamformer MF, by randomly yielding many samples of  $\mathbf{h}_k$ , we calculate the exact values of SINR by using (2) and adopt the function `ksdensity()` in Matlab software to output the simulated PDF provided that parameters  $P$ ,  $N$ ,  $K$ , and  $\sigma_n^2$  are fixed. The simulated exact PDF is used as a reference and compared with the derived approximate PDF of SINR directly computed by (36) or (25).

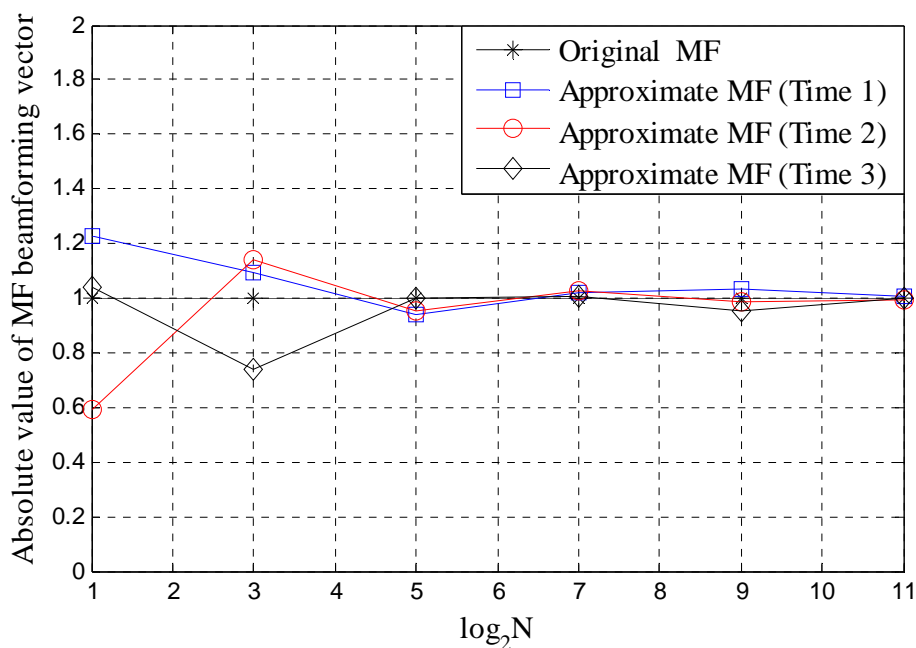


Fig. 1 PDF of SINR ( $N=32$ ,  $K=16$ ).

Fig. 1 illustrates the curves of 2-norms of original exact MF vector and its approximate version versus  $N$  for three random experiments. From this figure, the norm of the approximate MF tends to that of the original MF with increasing the number  $N$  of antennas at BS.

Fig. 2, Fig. 3, and Fig. 4 demonstrates the curves of PDF of SINR for different typical SNRs (defined as  $\frac{P}{\sigma_n^2}$ ) with  $N = 2K$ . Obviously, the derived PDF is approximately in agreement with the simulated

PDF for three different scenarios:  $N = 8$ ,  $N = 32$ , and  $N = 64$ .



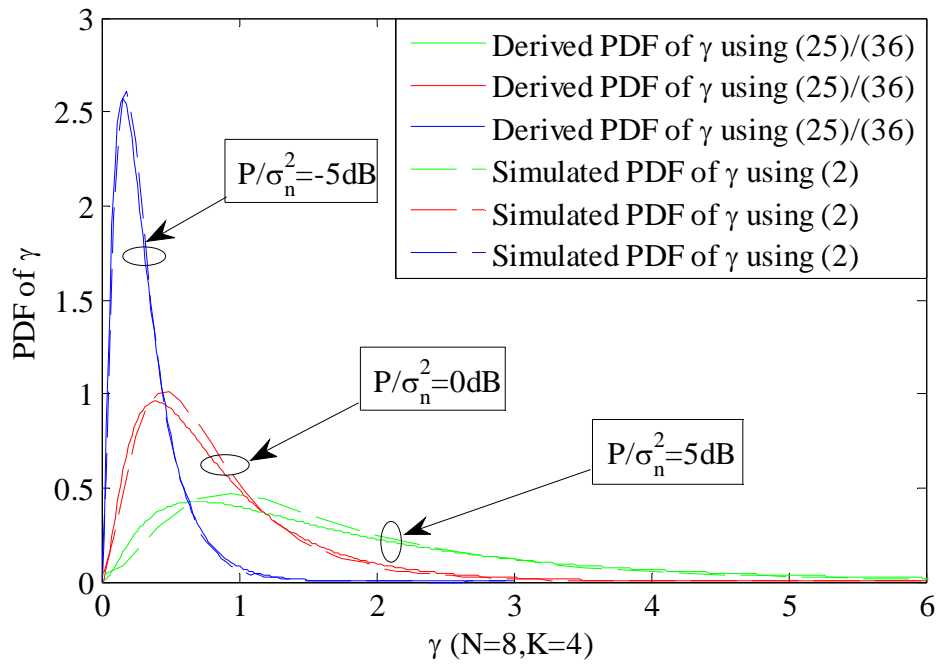


Fig. 2 PDF of SINR (N=8, K=4).

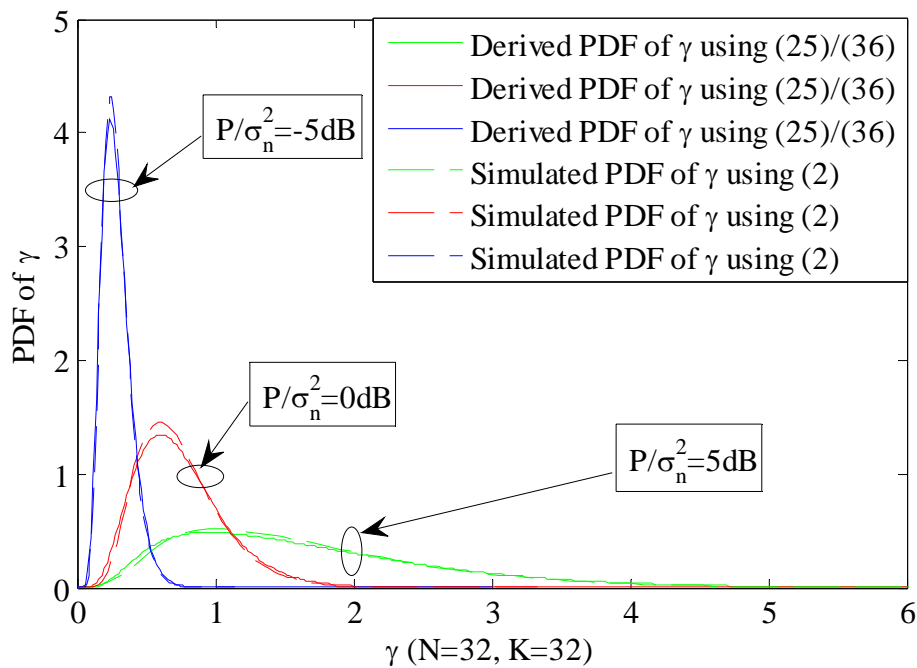


Fig. 3 PDF of SINR (N=32, K=16).

Additionally, from Fig. 2 to Fig. 4, we also find the trend that the difference between the derived PDF and the exact simulated PDF becomes negligible as  $N$  increases.

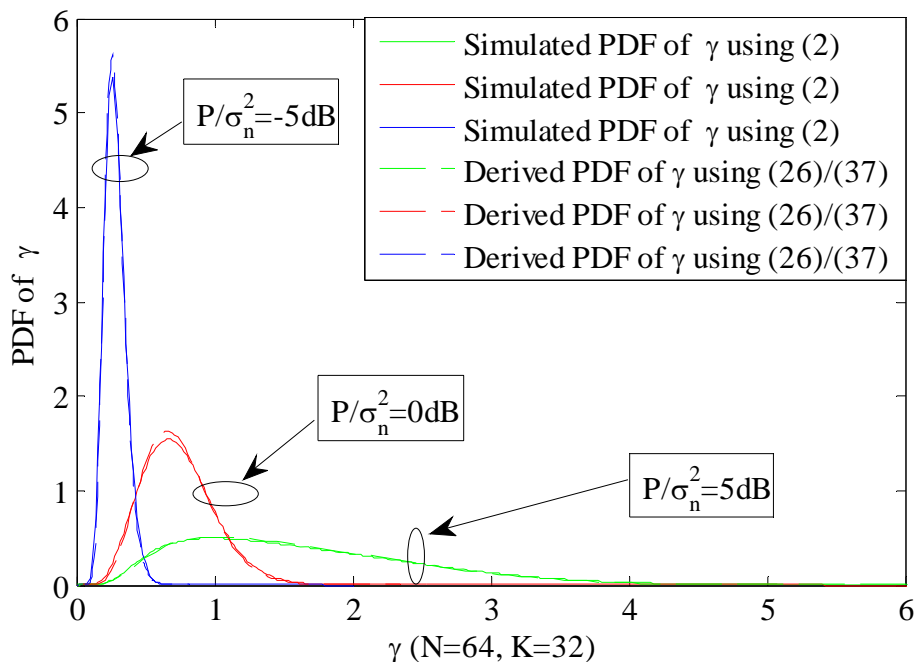


Fig. 4 PDF of SINR ( $N=64$ ,  $K=32$ ).

## V. Conclusion

We have investigated probability density distribution of SINR in medium-scale and large-scale MU-MIMO systems when the MF beamformer is employed at BS. In the medium-scale and large-scale scenarios, the derived PDF formula is very close to the exact PDF simulated by using the SINR definition. Therefore, it can be used to analysis outage probability, average capacity, symbol error rate and so on.

## Reference

- [1] F. Rusek, D. Persson, Buon Kiong Lau, E.G. Larsson, T.L. Marzetta, O. Edfors, and F. Tufvesson, "Scaling up MIMO: Opportunities and challenges with very large arrays," *IEEE Signal Process. Mag.*, vol. 30, no. 1, pp. 40-60, Jan. 2013.
- [2] Thomas L. Marzetta, "Noncooperative cellular wireless with unlimited numbers of base station antennas," *IEEE Trans. Wireless Commun.*, vol. 9, no. 11, pp. 3590-3600, Nov. 2010.
- [3] Erik G. Larsson, Fredrik Tufvesson, Ove Edfors, and T.L. Marzetta, "Massive MIMO for next generation wireless systems," *IEEE Commun. Mag.*, vol. 52, no. 2, pp. 186-195, Feb. 2014.
- [4] Jacob Hoydis, Stephan ten Brink and M'erouane Debbah, "Massive MIMO in the UL/DL of cellular networks: How many antennas do we need," *IEEE J. Sel. Areas Commun.*, vol. 31, no. 2, pp. 160-171, Feb. 2013.

- [5] Q. H. Spencer, A. L. Swindlehurst, and M. Haardt, "Zero-forcing methods for downlink spatial multiplexing in multiuser MIMO channels," *IEEE Trans. Signal Process.*, vol. 52, no. 2, pp. 461-471, Feb. 2004.
- [6] Wiesel, Ami, Yonina C. Eldar, and Shlomo Shamai, "Zero-forcing precoding and generalized inverses," *IEEE Trans. Signal Process.*, vol. 56, no. 9, pp. 4409-4418, Sept. 2008.
- [7] Choi L U, and Murch R D, "A transmit preprocessing technique for multiuser MIMO systems using a decomposition approach," *IEEE Trans. Wireless Commun.*, vol. 3, no. 1, pp. 20-24, Jan. 2004.
- [8] M. Sadek, A. Tarighat, A. H. Sayed, "A leakage-based precoding scheme for downlink multi-user MIMO channels," *IEEE Trans. Wireless Commun.*, vol. 6, no. 5, pp. 1711-1721, May 2007.
- [9] Liu W, Yang L L, and Hanzo L, "SVD-assisted multiuser transmitter and multiuser detector design for MIMO systems," *IEEE Trans. Veh. Tech.*, vol. 58, no. 2, pp. 1016-1021, Feb. 2009.
- [10] Peel C B, Hochwald B M, and Swindlehurst A L, "A vector-perturbation technique for near-capacity multi-antenna multiuser communication-part I: channel inversion and regularization," *IEEE Trans. Commun.*, vol. 53, no. 1, pp. 195-202, Jan. 2005.
- [11] Hakjia S, Sang-Rim L, and Inkyu L, "Generalized channel inversion methods for multiuser MIMO systems," *IEEE Trans. Commun.*, vol. 57, no. 11, pp. 3489-3499, Nov. 2009.
- [12] Noh S, Zoltowski M, Sung Y, and D. J. Love, "Pilot beam pattern design for channel estimation in massive MIMO systems," *IEEE J. Sel. Topics Signal Process.*, vol. 8, no. 5, pp. 787-801, Sept. 2014.
- [13] Fernandes F, Ashikhmin A, Marzetta T L, "Inter-cell Interference in Noncooperative TDD Large Scale Antenna Systems," *IEEE J. Sel. Areas Commun.*, vol. 31, no. 2, pp. 192-201, Feb. 2013.
- [14] Chan-Sic Park, Yong-Suk Byun, Aman Miesso Bokiye, and D. J. Love, "Complexity reduced zero-forcing beamforming in massive MIMO systems," *ITA'14*, San Diego, CA, pp. 1-5, Feb. 2014.
- [15] Kammoun A., Muller A., Bjornson, E., and Debbah M., "Linear Precoding Based on Polynomial Expansion: Large-Scale Multi-Cell MIMO Systems," *IEEE J. Sel. Topics Signal Process.*, vol. 8, no. 5, pp. 861-875, Sep. 2014.
- [16] A. Papoulis, S. U. Pillai, *Probability, Random Variables and Stochastic Processes*, 4th ed. New York, NY, USA: McGraw-Hill Higher Education, 2002.