

# Generation of Phase-Squeezed Optical Pulses with Large Coherent Amplitudes by Post-Selection of Single Photons and Weak Cross-Kerr Nonlinearity

Fumiaki Matsuoka<sup>1,2,\*</sup>, Akihisa Tomita<sup>2</sup> and Yutaka Shikano<sup>1,3,4</sup>

<sup>1</sup>Research Center of Integrative Molecular Systems (CIMoS), Institute for Molecular Science, National Institutes of Natural Sciences, 38 Nishigo-Naka, Myodaiji, Okazaki, Aichi 444-8585, Japan

<sup>2</sup>Graduate School of Information Science and Technology, Hokkaido University, Kita 14 - Nishi 9, Kita-ku, Sapporo 060-0814, Japan

<sup>3</sup>Institute for Quantum Studies, Chapman University, 1 University Dr., Orange, CA 92866, USA

<sup>4</sup>Materials and Structures Laboratory, Tokyo Institute of Technology, 4259 Nagatsuta, Midori, Yokohama, Kanagawa 226-8503, Japan

E-mail: \*matsuoka@optnet.ist.hokudai.ac.jp

E-mail: † yshikano@ims.ac.jp

**Abstract.** Phase-squeezed light can enhance the precision of optical phase estimation. The larger the photon numbers are and the stronger the squeezing is, the better the precision will be. We propose an experimental scheme for generating phase-squeezed light pulses with large coherent amplitudes. In our scheme, one arm of a single-photon Mach–Zehnder interferometer interacts with coherent light via a nonlinear optical Kerr medium to generate a coherent superposition state. Post-selecting the single photon by properly tuning a variable beam splitter in the interferometer yields a phase-squeezed output. Our proposed scheme is experimentally feasible with current quantum technology.

## 1. Introduction

Optical phase estimation has many practical applications, such as metrology [1] laser interferometer gravitational-wave detectors [2–4], optical communications [5–7], quantum communications [8, 9], and quantum computation [10–13]. Generally, the precision of phase estimation is limited by the standard quantum limit (SQL) [1, 14]. In order to enhance the precision of optical phase estimation, two quantum-optics methods have been proposed: entangling of photons into a “N00N” state [1, 15–20] and phase-squeezed light [5, 21, 22]. In a N00N state, the entangled photon state is written as  $(|N\rangle|0\rangle - |0\rangle|N\rangle)/\sqrt{2}$ , where  $|0\rangle$  is the vacuum state and  $|N\rangle$  is the number state with  $N$  photons. This can improve the statistical scaling of the error from that of the SQL,  $N^{-1/2}$ , to that of the Heisenberg limit,  $N^{-1}$ , for quantum metrology [1, 17, 18]. However, since post-selection is required to create the N00N state [17, 18], the measurement is probabilistic. Moreover, it is technically difficult to implement the N00N state with a large photon number [15, 23–25]. The N00N state with a photon number of  $N = 5$  has previously been experimentally achieved by the

mixing of squeezed vacuum and coherent light [15]. However, the generation of N00N states with larger photon numbers is limited by photon losses.

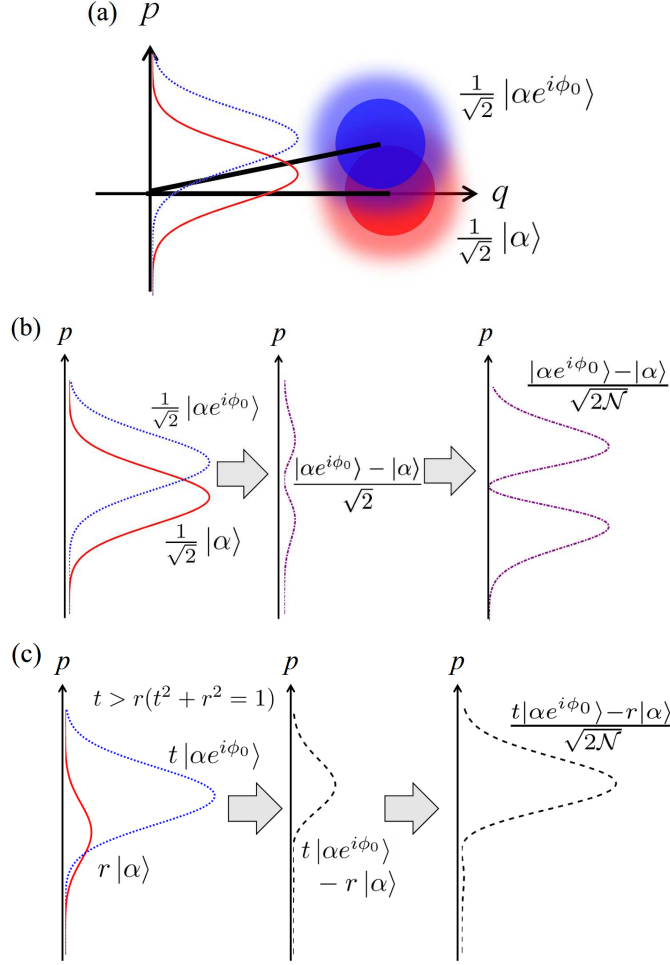
The other approach, phase squeezing of light, suppresses the phase fluctuations in the coherent light to sub-SQL levels at the cost of amplitude fluctuations [5, 21, 22]. It has been noted that quantum metrology without post-selection can be implemented by using phase-squeezed light [26]. Moreover, phase-squeezed light can be directly applied to coherent optical communications [5]. One application is in quantum repeaters using entangled atoms prepared by entanglement generation by communication [27] to improve both the success probability of the entanglement generation and the fidelity between an ideal atomic Bell state and the generated one. Another is in quantum computation using atomic entanglement generation by communication [28] to suppress the error probability in the entanglement generation. To improve the precision with which these applications can be implemented, it is important to generate strongly phase-squeezed light pulses with large coherent amplitudes, i.e., the high peak power.

There are several theoretical proposals for generating phase-squeezed light [21, 22, 29, 30]. As an example, the phase-squeezed state can be mathematically treated as a “displaced” squeezed vacuum state [21, 22, 32]. When such a displacement operation can be performed on a strongly squeezed vacuum state, strongly phase-squeezed light with large coherent amplitudes may be achieved. The displacement operation is implemented by the mixing of two modes of light using a beam splitter [33] and the noiseless amplification of a squeezed vacuum [29]. While a squeezed vacuum with a squeezing of 12.7 dB, generated with a 1064 nm laser, has been observed [34], a large displacement operation has not been reported. This may be because photon loss degrades the squeezing effect. As another example, phase squeezing using subharmonic generation has been proposed [30]. An early experimental example is the observation of 0.7-dB phase-squeezed light (continuous wave) at 1064 nm using a monolithic standing-wave lithium-niobate optical parametric amplifier with a mean photon number per sec of  $\bar{n} = 2.9 \times 10^6 \text{ s}^{-1}$  (0.59 pW) [31]. Recent experimental examples of using sub-harmonic generation include the observation of 3.2-dB phase-squeezed light (continuous wave) at 860 nm [26] and at 1064 nm [35] using a periodically poled KTiOPO<sub>4</sub> with mean photon numbers per sec of  $\bar{n} = 1.0 \times 10^6 \text{ s}^{-1}$  (0.24 pW) and  $\bar{n} = 8.6 \times 10^{14} \text{ s}^{-1}$  (0.16 mW), respectively. However, the generation of phase-squeezed light pulses with large coherent amplitudes has not yet been reported experimentally.

In this paper, we propose a scheme to perform phase squeezing on coherent light pulses with large coherent amplitudes. In our proposed scheme, approximate phase-squeezed state is generated by the quantum interference between two slightly phase-shifted coherent states followed by post-selection of the destructive interference. The phase shift is induced by the weak cross-Kerr modulation (XPM) with single photons. In order to verify the phase-squeezing effect, we calculated the maximum fidelity between the generated state and an arbitrary squeezed coherent state. We found that a 2.08-dB phase-squeezed state can be generated with a fidelity of  $F = 0.99$  with mean photon numbers per sec  $\bar{n} = 5 \times 10^{18} \text{ s}^{-1}$  (1.24 W) under experimentally feasible values for inducing XPM, previously obtained in Ref. [36].

## 2. Squeezing effect for coherent light

The form of superposition states, i.e., quantum interference, in phase space can be changed according to the probability amplitudes and the relative phase between



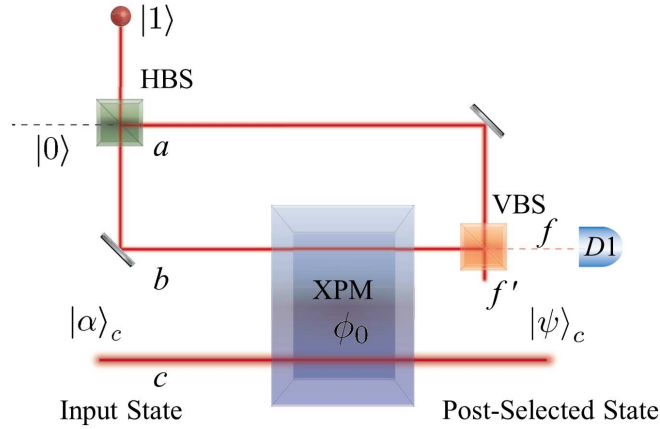
**Figure 1.** (a) Phase-space representation and images of  $p$ -quadrature probability density distributions for each component of the superposition state in Eq. (1). (b) The  $p$ -quadrature probability density distributions of the components (left), without normalization of Eq. (1) (middle) and with normalization of Eq. (1) (right) for  $t = r = 1/\sqrt{2}$ , and (c) for  $t \neq r \neq 1/\sqrt{2}$ .

the components of the superposition. An approximate phase-squeezed state can be generated by controlling the probability amplitudes between the phase-shifted coherent state  $|\alpha e^{i\phi_0}\rangle$  and the non-phase-shifted coherent state  $|\alpha\rangle$  with a coherent amplitude  $\alpha$ , which are the components of the superposition state

$$|\psi_{\text{CSS}}\rangle = \frac{1}{\sqrt{2\mathcal{N}}}(t |\alpha e^{i\phi_0}\rangle - r |\alpha\rangle), \quad (1)$$

where  $t$  and  $r$  are assumed to be real numbers with  $t^2 + r^2 = 1$  and the normalized factor  $\mathcal{N}$  is:

$$\mathcal{N} = \frac{1}{2} |t^2 + r^2 - tr(\langle \alpha e^{i\phi_0} | \alpha \rangle + \langle \alpha | \alpha e^{i\phi_0} \rangle)|. \quad (2)$$



**Figure 2.** Our proposed setup. The post-selected state  $|\psi\rangle_c$  can be regarded as the phase-squeezed state resulting from event selection at detector  $D1$ . It is noted that this proposed setup is also used in Ref. [38] to amplify the single-photon nonlinearity.

Figure 1(a) depicts the phase-space diagram of the superposition state and images of the probability density distributions  $|\langle p|\alpha\rangle|^2$  and  $|\langle p|\alpha e^{i\phi_0}\rangle|^2$  [37] of the components of the superposition in Eq. (1), which represent the outcomes of the quadrature measurement of the post-selected state projected onto the  $p$ -axis and correspond to phase measurement. Since the width of the  $p$ -quadrature distribution is determined by phase-fluctuations in the measured quantum states, the phase-squeezed effect can be verified by comparing the width of the distributions between the coherent state and Eq. (1). For the superposition state of Eq. (1), the form of the distribution  $|\langle p|\psi_{CSS}\rangle|^2$  depends on the probability of  $|\langle p|\alpha\rangle|^2$  subtracted from  $|\langle p|\alpha e^{i\phi_0}\rangle|^2$  and normalized by  $\mathcal{N}$ . As a special case where  $t = r = 1/\sqrt{2}$ , i.e. an odd coherent state on  $\phi_0 = \pi$ , since the measurement probability does not give a negative value, two peaks appear in  $|\langle p|\psi_{CSS}\rangle|^2$ , as shown in Fig. 1(b). On the other hand, for  $t \neq r \neq 1/\sqrt{2}$  and  $t > r$ , an asymmetric distribution appears, as shown in Fig. 1(c), since the probability amplitudes of Eq. (1) are asymmetrical. In this case, the edge of the distribution  $|\langle p|\alpha e^{i\phi_0}\rangle|^2$  is subtracted by another distribution  $|\langle p|\alpha\rangle|^2$  and almost no other peak with a negative value appears. Such a superposition state can be regarded as an approximate phase-squeezed state, since the width of the  $p$ -quadrature distribution is narrower than that of the coherent state.

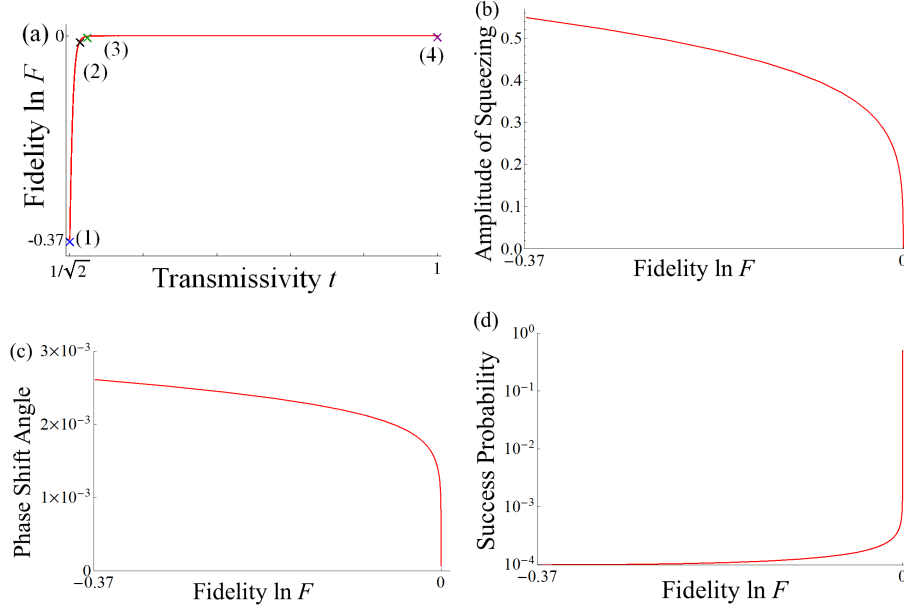
In the following, we describe the setup to implement such a squeezer. Our proposed setup, shown in Fig. 2, has a single-photon Mach-Zehnder interferometer with arms  $a$  and  $b$  and uses a nonlinear optical Kerr medium to induce XPM on coherent light in arm  $c$ . In the single-photon Mach-Zehnder interferometer, the inputted single photon passes through a half beam splitter (HBS) and is divided into two arms,  $a$  and  $b$ . The resulting state is written as  $|i\rangle_{ab} \equiv (|0\rangle_a |1\rangle_b - |1\rangle_a |0\rangle_b)/\sqrt{2}$ , where  $|1\rangle_a$  and  $|1\rangle_b$  are single-photon states and  $|0\rangle_a$  and  $|0\rangle_b$  are vacuum states in arms  $a$  and  $b$ , respectively. Then, the single photon in the two arms passes through a variable beam splitter (VBS) with transmissivity  $t$  and reflectivity  $r$  with  $t^2 + r^2 = 1$ . The quantum states at the output ports  $f$  and  $f'$  are given by  $|f\rangle_{ab} = t|0\rangle_a |1\rangle_b + r|1\rangle_a |0\rangle_b$  and  $|f'\rangle_{ab} = t|0\rangle_a |1\rangle_b - r|1\rangle_a |0\rangle_b$ , respectively. Furthermore, the effect of the

nonlinear optical Kerr medium that is placed between arms  $b$  and  $c$  is represented by a unitary operator  $\hat{U} = \exp(i\phi_0 \hat{n}_b \hat{n}_c)$ , where  $\phi_0 \ll 1$  is the phase shift angle caused by the XPM, and  $\hat{n}_b$  and  $\hat{n}_c$  are the photon number operators in arms  $b$  and  $c$ , respectively. It is assumed that the input state of arm  $c$  is a coherent photon state  $|\alpha\rangle_c$ . Using the nonlinear optical Kerr medium, the initial total state  $|i\rangle_{ab} |\alpha\rangle_c$  is transformed as

$$|\Psi\rangle = \hat{U} |i\rangle_{ab} |\alpha\rangle_c = \frac{1}{\sqrt{2}}(|0\rangle_a |1\rangle_b |\alpha e^{i\phi_0}\rangle_c - |1\rangle_a |0\rangle_b |\alpha\rangle_c). \quad (3)$$

When the single photon is detected at the photon detector  $D1$  at port  $f$ , the total state  $|\Psi\rangle$  is post-selected to  $|f\rangle_{ab}$ . The post-selected state  $|\psi\rangle_c$  and the success probability  $P_{\text{suc}}$  of the post-selection  ${}_{ab}\langle f|\Psi\rangle$  are the same as Eqs. (1) and (2), respectively.

We show that the post-selected state  $|\psi\rangle_c$  for  $1/\sqrt{2} < t < 1$  can be regarded as a quasi-phase-squeezed state that has a high fidelity to a pure phase-squeezed state. Therefore, we evaluate the maximum fidelity  $F = |\langle \xi e^{i2\theta}, \gamma e^{i\theta} | \psi \rangle_c|$  between the post-selected state  $|\psi\rangle_c$  and the ideal squeezed coherent state  $|\xi e^{i2\theta}, \gamma e^{i\theta}\rangle$  for  $1/\sqrt{2} < t < 1$  and evaluate two parameters, the squeezing parameter  $\xi = x e^{i\varphi}$  and the phase angle  $\theta$  for the maximized fidelity  $F$ . It is noted that the squeezing parameter  $\xi = x e^{i\varphi}$  is characterized by the single-mode squeezing operator  $\hat{S}(\xi) \equiv e^{\frac{\xi}{2}(\hat{a}^2 - (\hat{a}^\dagger)^2)}$  [37] with the amplitude  $x$  and phase  $\varphi$ . Using the squeezing operator and a coherent state  $|\gamma\rangle$  with an amplitude  $\gamma$ , the squeezed coherent state can be described as  $\hat{S}(\xi) |\gamma\rangle = |\xi, \gamma\rangle$ . Moreover, the phase angle  $\theta$  is characterized by the phase-shifted squeezed coherent state  $\hat{R}(\theta) |\xi, \gamma\rangle = |\xi e^{i2\theta}, \gamma e^{i\theta}\rangle$ , where  $\hat{R}(\theta) = e^{i\theta \hat{n}}$ . Here, we assume that the mean photon numbers  $\bar{n}$  of the coherent state  $|\alpha\rangle$  and the squeezed coherent state  $|\xi e^{i2\theta}, \gamma e^{i\theta}\rangle$  are unchanged since the XPM does not affect the photon number [39]. Furthermore, we assume  $\alpha = 10^{5/2}$  and  $\phi_0 = 2\pi \times 10^{-5}$ , which are the same values used in Ref. [38]. We numerically evaluated the maximized fidelity  $F$  for various values of the transmissivity  $t$ ; the results are plotted in Fig. 3(a). The estimated parameters  $\xi_{\text{est}} = x_{\text{est}} e^{i\varphi_{\text{est}}}$  and  $\theta_{\text{est}}$  depend on the transmissivity  $t$ , and since the fidelity monotonically increases with transmissivity, these parameters can also be written as functions of the fidelity  $F$ . These parameters are plotted in Figs. 3(b) and (c), respectively. Note that Fig. 3(b) represents the limitation of the obtainable amplitude of the squeezing parameter for  $\alpha = 10^{5/2}$  and  $\phi_0 = 2\pi \times 10^{-5}$ . The estimated parameter  $\varphi_{\text{est}}$  should always be  $\pi$  in order to obtain the maximum fidelity  $F$ . This means that all estimated squeezed states are phase-squeezed states. Therefore, the post-selected state  $|\psi\rangle$  can be regarded as the phase-squeezed state for the high-fidelity cases. Moreover, the success probability of the post-selection,  $P_{\text{suc}}$ , for the fidelity  $F$  is that shown in Fig. 3(d). The estimated parameters of the representative cases (1)–(4) in Fig. 3(a) are summarized in Table 1. In case (1), since the post-selected state is equivalent to the odd-coherent-like state for  $t = r = 1/\sqrt{2}$ , the fidelity,  $F = 0.69$ , is low. When the post-selection succeeds for a transmissivity of  $t = 1$ , the single photon is transmitted in only arm  $b$  of the Mach–Zehnder interferometer. Therefore, the post-selected state is just the phase-shifted coherent state  $|\alpha e^{i\phi_0}\rangle_c$ . These cases cannot be regarded as the phase-squeezed state. On the other hand, effective squeezing is achieved in both cases (2) and (3), where high fidelities are obtained  $F = 0.99$  for  $t = 0.717$  (2) and  $F = 0.999$  for  $t = 0.724$ , respectively. Therefore, these post-selected states can be regarded as quasi-phase-squeezed states. Herein, we refer to the post-selected state as the phase-squeezed state when the fidelity  $F \geq 0.99$  and  $x_{\text{est}} \geq 0.01$  (approximately  $8.0 \times 10^{-2}$  dB).

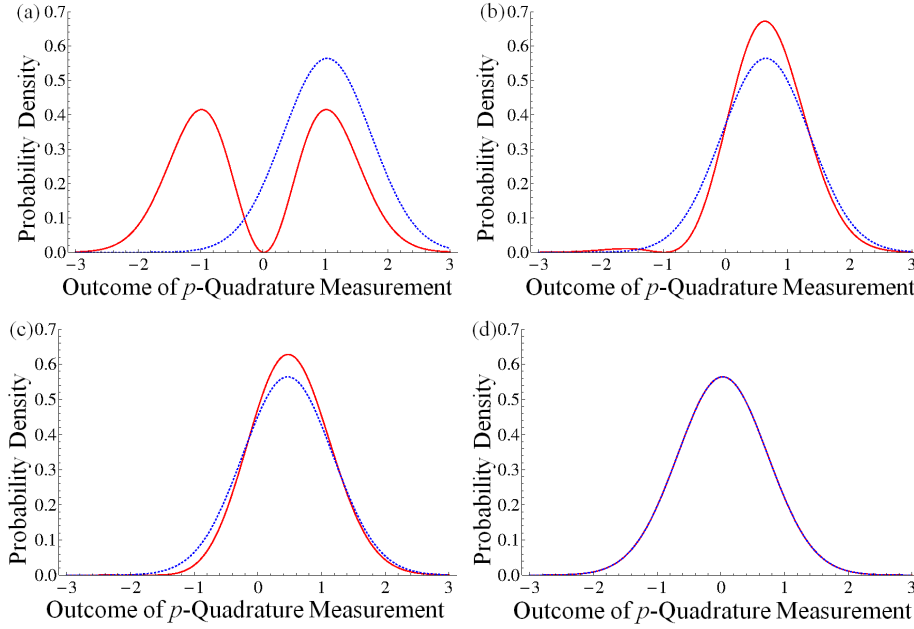


**Figure 3.** (a) Numerical estimation of the maximum fidelity  $F = |\langle \xi e^{i2\theta}, \gamma e^{i\theta} | \psi \rangle_c|$  as a function of the transmissivity  $t$ , ranging from  $t = 1/\sqrt{2}$  to  $t = 1$ . (b) The estimated amplitude of the squeezing parameter of the post-selected state  $x_{\text{est}}$ . (c) The estimated phase  $\theta_{\text{est}}$ . (d) The success probability of the post-selection,  $P_{\text{suc}}$ , as a function of the fidelity  $F$ . We note that the optimal value of the phase of the squeezing parameter to maximize the fidelity is  $\varphi = \pi$ . The points (1)–(4) in (a) correspond to  $t = 1/\sqrt{2}$ ,  $t = 0.717$  ( $F = 0.99$ ),  $t = 0.724$  ( $F = 0.999$ ), and  $t = 1$ , respectively.

**Table 1.** Estimated parameters for maximizing the fidelity  $F$  for a given transmissivity  $t$ , also given are the phase  $\theta_{\text{est}}$ , the amplitude of the squeezing parameter  $x_{\text{est}}$ , and the success probability of the post-selection,  $P_{\text{suc}}$ .

$t$	$F$	$x_{\text{est}}$	$\theta_{\text{est}}$	$P_{\text{suc}}$
$1/\sqrt{2}$	0.69	0.55	$2.61 \times 10^{-3}$	$9.87 \times 10^{-5}$
0.717	0.99	0.24 (2.08 dB)	$1.60 \times 10^{-3}$	$2.95 \times 10^{-4}$
0.724	0.999	0.13 (1.13 dB)	$1.15 \times 10^{-3}$	$6.75 \times 10^{-4}$
1	1	0	$2\pi \times 10^{-5}$	0.5

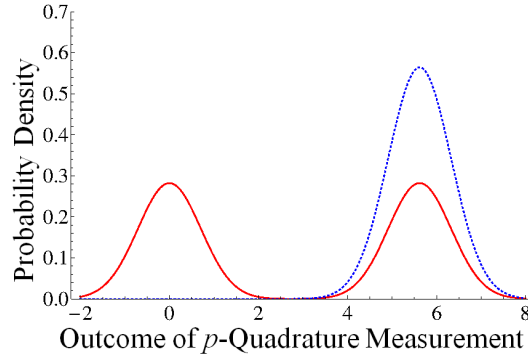
To verify the squeezing effect, we calculate probability density distributions  $|\langle p | \psi \rangle_c|^2$  for the post-selected state using the specific parameters  $\alpha = 10^{5/2}$  and  $\phi_0 = 2\pi \times 10^{-5}$ , as shown in Figs. 4(a)–(d), which correspond to cases (1)–(4) in Fig. 3(a), respectively. For  $t = 1/\sqrt{2}$  as shown in Fig. 4(a), two *squeezing-like* distributions, where the width of one peak is squeezed compared to the corresponding coherent state, are formed by the quantum interference in the overlap between  $|\alpha\rangle_c$  and  $|\alpha e^{i\phi_0}\rangle_c$  as a result of the post-selection. This state is, however, far from the squeezed states, because the probability distribution consists of two peaks with the same heights. One of the peak can be post-selected by setting the interferometer asymmetric, i.e.,  $t \neq r \neq 1/\sqrt{2}$ . For  $t = 1$ , one peak of the probability distribution is completely suppressed as shown in Fig. 4(d), however, the resultant distribution shows no



**Figure 4.** Probability density distributions of the post-selected state (red line) on the  $p$ -quadrature used to verify the squeezing effect. Here, panels (a)–(d) correspond to cases (1)–(4) in Fig. 3(a). To compare these to the coherent state (blue line), the peaks of the dotted lines are horizontally shifted to match those of the solid lines.

squeezing. Nevertheless, in the middle of these extremes, the quantum interference and the post-selection lead to an almost complete elimination of one peak of the probability distribution and the formation of a squeezed probability distribution compared to the Gaussian case, as shown in Figs. 4(b) and (c). This is why our proposed scheme can be regarded as a phase squeezer. Furthermore, when the overlap  $\langle \alpha | \alpha e^{i\phi_0} \rangle_c$  is very small, i.e., the distance between the states  $|\alpha\rangle_c$  and  $|\alpha e^{i\phi_0}\rangle_c$  is very large, the effect of the quantum interference between two well-separated peaks is miniscule. Therefore the squeezing effect does not occur, as shown in Fig. 5. We numerically confirm that using  $\phi_0 \gtrsim 0.01$  with  $\alpha = 10^{5/2}$  does not achieve effective squeezing for any transmissivity value. An indication of the optimum overlap  $\langle \alpha | \alpha e^{i\phi_0} \rangle_c$  is  $\alpha\phi_0 \gtrsim 0.1$ , since  $\langle \alpha | \alpha e^{i\phi_0} \rangle_c$  rapidly decreases for  $\alpha\phi_0 > 0.1$ . Since the success probability is dependent on the overlap from Eq. (2), it suggests that a higher success probability can be produced by a larger phase shift  $\phi_0$  and coherent amplitude  $\alpha$ . For example,  $\alpha\phi_0 = 0.1$ ,  $F = 0.99$ , and  $x_{\text{est}} = 0.24$  can be obtained with  $P_{\text{suc}} = 7.08 \times 10^{-3}$  by tuning the transmissivity to  $t = 0.753$ . However,  $\phi_0$  and  $\alpha$  are restricted in experimental situations, see the next section.

We note that the back-action of the coherent light on the single-photon interferometer should be compensated. The interaction between the coherent state and the single-photon interferometer induces a relative phase shift between the arms of the interferometer, which may be represented  $|0\rangle_a |1\rangle_b - |1\rangle_a |0\rangle_b \rightarrow e^{i|\alpha|^2\phi_0} |0\rangle_a |1\rangle_b - |1\rangle_a |0\rangle_b$ . The squeezing effect can be achieved only when  $|\alpha|^2\phi_0$  is near a multiple of  $2\pi$ . This is because the phase of the post-selected state also changes by the relative



**Figure 5.** Probability density distributions of the post-selected state (red line) and the coherent state (blue line) used to verify the elimination of the squeezing effect on the  $p$ -quadrature in the case of  $t = 1/\sqrt{2}$  with  $|\langle \alpha | \alpha e^{i\phi_0} \rangle_c| = 3.72 \times 10^{-4}$ , in which a non-phase-shifted coherent state  $|\alpha\rangle_c$  and a phase-shifted coherent state  $|\alpha e^{i\phi_0}\rangle_c$  are far from overlapping.

phase shift  $e^{i|\alpha|^2\phi_0}$  in the interferometer. For example, for  $|\alpha|^2\phi_0 = \pi$  using  $\alpha = 10^{5/2}$  and  $\phi_0 = \pi \times 10^{-5}$ , the post-selected state with  $t = 1/\sqrt{2}$  is approximately the coherent state. Therefore, it is necessary to use a phase shifter on the single-photon interferometer to be compensated when  $|\alpha|^2\phi_0$  is not near a multiple of  $2\pi$ , in order to produce the phase-squeezing effect.

### 3. Experimental feasibility

Let us discuss the experimental feasibility of our scheme by considering previously established methods for inducing XPM with a single-photon-level nonlinearity. Three methods to implement single-photon-induced XPM have been experimentally reported [36, 40, 41]. In Refs. [40] and [41], atoms and quantum dots in a cavity were used, respectively. Although a large phase shift ( $> 0.05\pi$ ) can be achieved in both cases, our proposal is incapable of using such a large phase shift, as mentioned above. Therefore, these methods cannot be employed in our proposal. On the other hand, in Ref. [36], the cross-Kerr-induced phase shift of  $10^{-7}$  rad was measured in a photonic crystal fiber for coherent light pulses with the full-width at half-maximum of approximately 0.6 ps and a mean photon number of  $|\alpha|^2 = 3.0 \times 10^6$ , which corresponds to the peak power of 1.24 W, at single-photon-level intensities by averaging over  $3 \times 10^9$  pulses at a repetition frequency of 1 GHz at room temperature. Since a pulsed laser with a wavelength of 802 nm is used, the photon loss of the homodyne measurement can be reduced by using a Si photodetector [42] that operates at around 800 nm. We note that the total photon loss of the homodyne measurement is  $\sim 0.07$  at 860 nm [43]. Here, as mentioned above, we assume that the effect of photon losses on the generated light is negligible. In addition, photon loss in the Mach-Zehnder interferometer is also negligible because of the event selection.

For  $\phi_0 = 10^{-7}$  and  $F = 0.99$ , the amplitude of the squeezing of the post-selected state can be determined to be  $x_{\text{est}} = 0.24$  (2.08 dB) with a phase shift angle of  $\theta_{\text{est}} = 2.88 \times 10^{-4}$  and a probability  $P_{\text{suc}} = 2.19 \times 10^{-8}$ . Under these conditions, the transmissivity should be tuned to  $t = 0.70719$ . Similarly, for  $\phi_0 = 10^{-7}$  and  $F = 0.999$ ,

$x_{\text{est}} = 0.13$  (1.13 dB) is found with  $\theta_{\text{est}} = 2.06 \times 10^{-4}$  and  $P_{\text{suc}} = 5.06 \times 10^{-8}$ . In this case, the transmissivity should be tuned to  $t = 0.70725$ . As mentioned in the previous section, the success probability can be improved by increasing  $\phi_0$  and  $\alpha$ . However,  $\phi_0$  is mostly decided by the material of the nonlinear optical Kerr medium. Moreover,  $\alpha$  is restricted by self-Kerr effect and sequential second-order nonlinear effects, which become significant for large photon numbers. Therefore, to improve the success probability, a material that only induces a stronger XPM is required.

#### 4. Conclusion and Discussions

In conclusion, we proposed an experimental scheme for generating phase-squeezed light pulses through the post-selection of single photons coupled with coherent light pulses via a weak cross-Kerr nonlinearity. To implement the post-selection of single photons, a Mach-Zehnder interferometer with a variable beam splitter (VBS) as an output was used. When one arm of the Mach-Zehnder interferometer interacted with coherent light via the weak cross-Kerr nonlinearity, a superposition of the non-phase-shifted coherent state  $|\alpha\rangle_c$  and the phase-shifted coherent state  $|\alpha e^{i\phi_0}\rangle_c$  was generated. The post-selection of the single photon caused quantum interference between  $|\alpha\rangle_c$  and  $|\alpha e^{i\phi_0}\rangle_c$ . When the transmissivity and the reflectivity of the VBS were properly set, effective squeezing could be obtained such that the output had high fidelity to the ideal phase-squeezed state.

A few further considerations remain with regard to our proposed scheme. First, to attain a more realistic model of the experimental situation, the squeezing effect with photon losses using a beam splitter model should be considered [44]. Notably, the photon loss and the self-Kerr induced anti-phase squeezing [36, 45–47] for the post-selected state would weaken the squeezing effect. On the other hand, the photon loss for the single-photon interferometer would decrease the success rate of the post-selection. Secondly, our proposal may be related to the issue of the weak-value amplification for the phase shift of coherent light through the post-selection of single photons [38, 48]. Our estimated phases are also amplified, as shown in Table 1. The advantage of the weak-value amplification may be caused by the squeezing effect of the quantum state [49–52]. Furthermore, the relationship between quantum interference and the weak values has already been discussed [53, 54]. Since the argument of the weak value is taken as the geometric phase, the relative phase may be characterized by the geometric phase of the single-photon interferometer. Finally, our scheme may be generalized to an arbitrary quadrature squeezer, since quantum interference can be controlled by changing the relative phase. Note that the effect of the phase noise is varied according to arbitrary quadrature-squeezed states. For example, the self-Kerr effect enhances the squeezing amplitude for amplitude squeezed states, since anti-phase squeezing occurred. Therefore, since the experimental feasibility is also varied according to the quadrature, the phase noise effect for arbitrary quadrature squeezing should be considered.

#### Acknowledgments

The authors thank with Nobuyuki Matsuda, Hirokazu Kobayashi, Yoichi Aso, and Yu-Xiang Zhang for their useful discussions. F.M. and Y.S. thank Kyoko Kamo and Mayuko Kato for technical support on the figure illustrations. F.M. thanks the Institute for Molecular Science (IMS) for their hospitality, and is financially supported

by IMS Joint Study. This work is also supported by the Center for the Promotion of Integrated Sciences (CPIS) of Sokendai.

## References

- [1] Giovannetti V, Lloyd S and Maccone L 2011 Advances in quantum metrology *Nat. Photon.* **5** 222–229
- [2] The LIGO Scientific Collaboration 2011 A gravitational wave observatory operating beyond the quantum shot-noise limit *Nat. Phys.* **7** 962–965
- [3] Asai J et al. 2013 Enhanced sensitivity of the LIGO gravitational wave detector by using squeezed states of light *Nat. Photon.* **7** 613–619
- [4] Dooley K L, Schreiber E, Vahlbruch J, Affeldt C, Leong J R, Wittel H and Grote H 2015 Phase control of squeezed vacuum states of light in gravitational wave detectors *Opt. Exp.* **23** 8235–8245
- [5] Bachor H-A and Ralph T C 2005 *A Guide to Experiments in Quantum Optics, 2nd, Revised and Enlarged Edition* (Germany: Wiley-VCH)
- [6] Slavik R, Parmigiani F, Kakande J, Lundstrom C, Sjödin M, Andrekson P A, Weerasuriya R, Sygletos S, Ellis A D, Grüner-Nielsen L, Jakobsen D, Herstrom S, Phelan R, O’Gorman J, Bogris A, Syvridis D, Dasgupta S, Petropoulos P and Richardson D J 2010 All-optical phase and amplitude regenerator for next-generation telecommunications systems *Nat. Photon.* **4** 690–695
- [7] Chen J, Habif J L, Dutton Z, Lazarus R and Guha S 2012 Optical codeword demodulation with error rates below the standard quantum limit using a conditional nulling receiver *Nat. Photon.* **6** 374–379
- [8] van Loock P, Ladd T D, Sanaka K, Yamaguchi F, Nemoto K, Munro W J and Yamamoto Y 2006 Hybrid Quantum Repeater Using Bright Coherent Light *Phys. Rev. Lett.* **96** 240501
- [9] van Loock P, Lütkenhaus N, Munro W J and Nemoto K 2008 Quantum repeaters using coherent-state communication *Phys. Rev. A* **78** 062319
- [10] Nemoto K and Munro W J 2004 Nearly Deterministic Linear Optical Controlled-NOT Gate *Phys. Rev. Lett.* **93** 250502
- [11] Munro W J, Nemoto K and Spiller T P 2005 Weak nonlinearities: a new route to optical quantum computation *New J. Phys.* **7** 137
- [12] Kok P, Munro W J, Nemoto K, Ralph T C, Dowling J P, and Milburn G J 2007 Linear optical quantum computing with photonic qubits *Rev. Mod. Phys.* **79** 135
- [13] Spiller T P, Nemoto K, Braunstein S L, Munro W J, van Loock P and Milburn G J 2006 Quantum computation by communication *New J. Phys.* **8** 30
- [14] Braginsky V B, Khalili F Y and Thorne K S 1992 *Quantum Measurement* (Cambridge, England: Cambridge University Press)
- [15] Afek I, Ambar O and Silberberg Y 2010 High-NOON States by Mixing Quantum and Classical Light *Science* **328** 879–881
- [16] Israel Y, Afek I, Rosen S, Ambar O and Silberberg Y 2012 Experimental tomography of NOON states with large photon numbers *Phys. Rev. A* **85** 022115
- [17] Resch K J, Pagnell K L, Prevedel R, Gilchrist A, Pryde G J, O’Brien J L and White A G 2007 Time-Reversal and Super-Resolving Phase Measurements *Phys. Rev. Lett.* **98** 223601
- [18] Xiang G Y, Higgins B L, Berry D W, Wiseman H M and Pryde G J 2011 Entanglement-enhanced measurement of a completely unknown optical phase *Nat. Photon.* **5** 43–47
- [19] Ono T and Hofmann H F 2008 Quantum enhancement of N-photon phase sensitivity by interferometric addition of down-converted photon pairs to weak coherent light *J. Phys. B: At. Mol. Opt. Phys.* **41** 095502
- [20] Dorner U, Demkowicz-Dobrzanski R, Smith B J, Lundeen J S, Wasilewski W, Banaszek K and Walmsley I A 2009 Optimal Quantum Phase Estimation *Phys. Rev. Lett.* **102** 040403
- [21] Lvovsky A I 2015 Squeezed light in *Photonics Volume 1: Fundamentals of Photonics and Physics* edited by Andrews D (West Sussex, United Kingdom: Wiley) pp 121 – 164
- [22] Gerry C C and Knight P L 2005 *Introductory Quantum Optics* (Cambridge, England: Cambridge University Press)
- [23] D’Angelo M, Chekhova M V and Shih Y 2001 Two-Photon Diffraction and Quantum Lithography *Phys. Rev. Lett.* **87** 013602
- [24] Mitchell M W, Lundeen J S and Steinberg A M 2004 Super-resolving phase measurements with a multiphoton entangled state *Nature* **429** 161–164

- [25] Kim H, Park H S and Choi S-K 2009 Three-photon N00N states generated by photon subtraction from double photon pairs *Opt. Express* **17**(22), 19720–19726
- [26] Yonezawa H, Nakane D, Wheatley T A, Iwasawa K, Takeda S, Arao H, Ohki K, Tsumura K, Berry D W, Ralph T C, Wiseman H M, Huntington E H and Furusawa A 2012 Quantum-Enhanced Optical-Phase Tracking *Science* **337** 1514–1517
- [27] Praxmeyer L and van Loock P 2010 Near-unit-fidelity entanglement distribution scheme using Gaussian communication *Phys. Rev. A* **81** 060303(R)
- [28] Matsuoka F, Tomita A and Okamoto A 2013 Entanglement generation by communication using squeezed states *Phys. Rev. A* **88** 022313
- [29] Ralph T C and Bachor H A 1995 Noiseless amplification of the coherent amplitude of bright squeezed light using a standard laser amplifier *Opt. Commun.* **119** 301–304
- [30] Levien R B, Collett M J and Walls D F 1991 Phase squeezing using intracavity subharmonic generation *Opt. Commun.* **82** 171–182
- [31] Breitenbach G, Schiller S and Mlynek J 1997 Measurement of the quantum states of squeezed light *Nature* **387** 471–475
- [32] Yuen H P 1976 Two-photon coherent states of the radiation field *Phys. Rev. A* **13** 2226
- [33] Paris M G A 1996 Displacement operator by beam splitter *Phys. Lett. A* **217** 78–80
- [34] Eberle T, Steinlechner S, Bauchrowitz J, Händchen V, Vahlbruch H, Mehmet M, Müller-Ebhardt H and Schnabel R 2010 Quantum Enhancement of the Zero-Area Sagnac Interferometer Topology for Gravitational Wave Detection *Phys. Rev. Lett.* **104** 251102
- [35] Xie D, Pysher M, Jing J and Pfister O 2007 Enhanced optical communication and broadband sub-shot-noise interferometry with a stable free-running periodically poled KTiOPO<sub>4</sub> squeezer *J. Opt. Soc. Am. B* **24** 2702–2706
- [36] Matsuda N, Shimizu R, Mitsumori Y, Kosaka H and Edamatsu K 2009 Observation of optical-fibre Kerr nonlinearity at the single-photon level *Nat. Photon.* **3** 95–98
- [37] Peng J-S and Li G-X 1997 *Methods in Theoretical Quantum Optics* (New York: Oxford University Press)
- [38] Feizpour A, Xing X and Steinberg A M 2011 Amplifying Single-Photon Nonlinearity Using Weak Measurements *Phys. Rev. Lett.* **107** 133603
- [39] Note that the coherent amplitude  $\gamma$  of phase-squeezed state is different from the coherent state one  $\alpha$  as  $\gamma = \sqrt{\{|\alpha|^2 - \sinh r\}} / \{e^{-2r} \cos(\pi/2) + e^{2r} \sin(\pi/2)\}$  under the same photon numbers.
- [40] Turchette Q A, Hood C J, Lange W, Mabuchi H and Kimble H J 1995 Measurement of Conditional Phase Shifts for Quantum Logic *Phys. Rev. Lett.* **75** 4710
- [41] Fushman I, Englund D, Faraon A, Stoltz N, Petroff P and Vučković J 2008 Controlled Phase Shifts with a Single Quantum Dot *Science* **320** 769–772
- [42] Korde R and Geist J 1987 Quantum efficiency stability of silicon photodiodes *Appl. Opt.* **26** 5284–5290
- [43] Takeno Y, Yukawa M, Yonezawa H and Furusawa A 2007 Observation of -9 dB quadrature squeezing with improvement of phase stability in homodyne measurement *Opt. Express* **15** 4321–4327
- [44] Leonhardt U 1997 *Measuring the Quantum State of Light* (Cambridge, England: Cambridge University Press)
- [45] Imoto N, Haus H A and Yamamoto Y 1995 Quantum nondemolition measurement of the photon number via the optical Kerr effect *Phys. Rev. A* **32** 2287
- [46] Yamamoto Y and Imamoglu A 1999 *Mesoscopic Quantum Optics* (Germany: Wiley-VCH)
- [47] Kitagawa M and Yamamoto Y 1986 Number-phase minimum-uncertainty state with reduced number uncertainty in a Kerr nonlinear interferometer *Phys. Rev. A* **34** 3974
- [48] Feizpour A, Hallaji M, Dmochowski G and Steinberg A M 2015 Observation of the nonlinear phase shift due to single post-selected photons *Nat. Phys.* doi:10.1038/nphys3433; arXiv:1508.05211
- [49] Susa Y, Shikano Y and Hosoya A 2012 Optimal Probe Wavefunction of Weak-Value Amplification *Phys. Rev. A* **85** 052110
- [50] Shikano Y 2014 On signal amplification via weak measurement *AIP Conf. Proc.* **1633** 84–86
- [51] Pang S and Brun T A 2015 Improving the Precision of Weak Measurements by Postselection Measurement *Phys. Rev. Lett.* **115** 120401
- [52] Turek Y, Maimaiti W, Shikano Y, Sun C P and Al-Amri M 2015 Advantages of nonclassical pointer states in postselected weak measurements *Phys. Rev. A* **92** 022109
- [53] Tamate S, Kobayashi H, Nakanishi T, Sugiyama K and Kitano M 2009 Geometrical aspects of weak measurements and quantum erasers *New J. Phys.* **11** 093025
- [54] Dressel J 2015 Weak Values are Interference Phenomena *Phys. Rev. A* **91** 032116