



## Status and Perspectives for $\bar{P}ANDA$ at FAIR

Elisabetta Prencipe, on behalf of the  $\bar{P}ANDA$  Collaboration

*Forschungszentrum Jülich, Leo Brandt Strasse, 52428 Jülich, Germany*

---

### Abstract

The Facility for Antiproton and Ion Research (FAIR) is an international accelerator facility which will use antiprotons and ions to perform research in the fields of nuclear, hadron and particle physics, atomic and anti-matter physics, high density plasma physics and applications in condensed matter physics, biology and the bio-medical sciences. It is located at Darmstadt (Germany) and it is under construction. Among all projects in development at FAIR in this moment, this report focuses on the  $\bar{P}ANDA$  experiment (antiProton ANnihilation at DArmstadt). Some topics from the Charm and Charmonium physics program of the  $\bar{P}ANDA$  experiment will be highlighted, where  $\bar{P}ANDA$  is expected to provide first measurements and original contributions, such as the measurement of the width of very narrow states and the measurements of high spin particles, nowadays undetected. The technique to measure the width of these very narrow states will be presented, and a general overview of the machine is provided.

*Keywords:*  $D_S$ , Charm, Spectroscopy, confinement,  $\bar{P}ANDA$

---

### 1. Introduction

The Standard Model of particle physics is well defined and efficient in describing fundamental interactions. However several questions still remain open. For example, the theory describing strong interactions, the Quantum Chromodynamics (QCD), is still affected by some unsolved fundamental questions, arising in the low energy domain, such as the understanding of confinement and the origin of hadron masses. As a non-Abelian theory, QCD allows the self-interaction of the strong force carriers, e.g. the gluons. In the low energy regime their interactions can only be described exploiting non-perturbative methods. The answer to these questions is a challenge that requires a new generation machine and experiments with higher resolution and better precision, compared to the past.

The future experiment  $\bar{P}ANDA$  will be located at the HESR at FAIR[1] (High Energy Storage Ring at the Facility for Antiproton and Ion Research), in Germany.

---

*Email address:* [e.prencipe@fz-juelich.de](mailto:e.prencipe@fz-juelich.de) (on behalf of the  $\bar{P}ANDA$  Collaboration)

In this report we will put emphasis on the description of the  $\bar{P}ANDA$  experiment, in particular on the detector design and the physics program, to motivate the big effort in terms of hardware and software that an international collaboration of 18 countries and more than 500 people are presently going through.

### 2. The physics case

The program of the  $\bar{P}ANDA$  experiment is wide and ambitious, and covers several areas of interest in nuclear and particle physics[2].

We plan to study with accuracy the mechanism responsible for phenomena like the quark confinement, through the investigation of:

- Hadron spectroscopy:
  - search for gluonic excitations;
  - charmonium spectroscopy;
  - D meson spectroscopy;
  - baryon spectroscopy;
  - QCD dynamics.

- Nucleon structure:
  - parton distribution;
  - time-like form factors of the proton;
  - transition distribution amplitudes.
- Hadrons in matter.
- Hypernuclei.

$\bar{P}ANDA$  is a fix-target experiment, where a beam of antiprotons will collide against a thick target, e.g.  $4 \cdot 10^{15} \text{ cm}^{-2}$ , with a beam life time  $> 30$  minutes. The choice of an antiproton beam is strongly supported from the fact that the  $\bar{p}p$  interactions are gluon rich processes. All quantum numbers will be directly accessible in the annihilation. Several advantages are available in this respect:

- very good mass resolution, which depends basically on the beam resolution and not on that of the detectors. A 100 keV pitch mass scan will be possible in  $\bar{P}ANDA$ , which is 20 times better than attained at B factories and more than 2 times better than at the Fermilab experiment E760;
- direct formation of high spin states, forbidden at B factories;
- direct production with very high rate/day.

### 3. The detector

The fixed-target experiment  $\bar{P}ANDA$  is composed by two main parts: the central and the forward spectrometer, as shown in Fig. 1, inserted in a homogeneous solenoid magnetic field ( $B = 2\text{T}$ ) and a dipole field ( $B = 2\text{T}\cdot\text{m}$ ), respectively. Two options are still under investigation for the target: cluster-jet or pellet target.  $\bar{P}ANDA$  will span a wide momentum range, from 1.5 up to 15 GeV/c. Focalized through stochastic and electron cooling, the antiproton beam will have excellent momentum resolution. Two operation modes are provided: high resolution mode and high luminosity mode, as reported in Table 1.

$\bar{P}ANDA$  is a  $4\pi$ -coverage machine. The  $\bar{P}ANDA$  innermost detector is the Micro-Vertex-Detector (MVD), a sophisticated silicon pixel and silicon strip array, which will provide a good vertex reconstruction, essential to reduce the high level of background, and to reconstruct lower momentum particles. A vertex space resolution of  $50 \mu\text{m}$  in x,y, and  $100 \mu\text{m}$  in z is expected. The GEM and the Straw-Tube-Tracker (STT) will allow to track charged particles ( $\Delta p_T/p_T = 1.2\%$  together with the MVD). A Cherenkov detector (DIRC)

is planned to discriminate with excellent efficiency  $K/\pi$ . A high performant calorimeter will be equipped with 17200  $PbWO_4$  crystals, operating at the temperature of  $-25^0 \text{ C}$ ; it will be provided of 2 ADPs, so the performances are definitively better than that of the CMS experiment. It will provide an excellent separation between pions and electrons, and excellent photon reconstruction. A forward system is needed to track particles which will be emitted ahead due to the high boost of proton-antiproton in the center of mass. The muon detector, together with a luminosity monitor, are the outmost detectors of  $\bar{P}ANDA$ .

Background and interesting signal events in  $\bar{P}ANDA$  will have the same signature; therefore no hardware trigger is able to discriminate *a priori* background. On-line reconstruction can be exploited (“software” trigger): considering that detector acceptance only, the ratio between signal and background (S/B) is expected to be  $10^{-6}$ , with 20 MHz average interaction rate. This number makes many searches of the  $\bar{P}ANDA$  physics program challenging. *Ad hoc* techniques to reject the high background level are necessary, depending on the physics channel.

In this report, some simulations performed within the *PandaRoot*[3, 4]<sup>1</sup> framework will be reported, to show the healthy status of our software project development and to point out which are the potentialities and the original contributions expected from  $\bar{P}ANDA$  in the field of Charm and Charmonium spectroscopy.

### 4. Challenges in Charm physics with $\bar{P}ANDA$

The study of D mesons is important both for strong and weak interactions. Gluonic excitations and hadrons composed of strange and charm quarks can be abundantly produced in  $\bar{p}p$  interactions and their features will be accessible with unprecedented accuracy, thereby allowing high precision tests of the strong interaction theory in the intermediate energy regime. On the other hand, the search for CP violation in the D sector recently has gained more attention, as a new field of investigation.

Understanding the  $c\bar{s}$ -spectrum (see Fig. 2) is not easy: 11 years after the discovery of the charged state called  $D_{s0}^*(2317)$ [5], its mass is known with high precision, but for its width only an upper limit exists. The observation of the  $D_{s0}^*(2317)$  represents a break-point, because the existence of combined  $c,s$  quark systems

<sup>1</sup> *PandaRoot* is the official  $\bar{P}ANDA$  framework in development inside the project FairRoot@GSI.

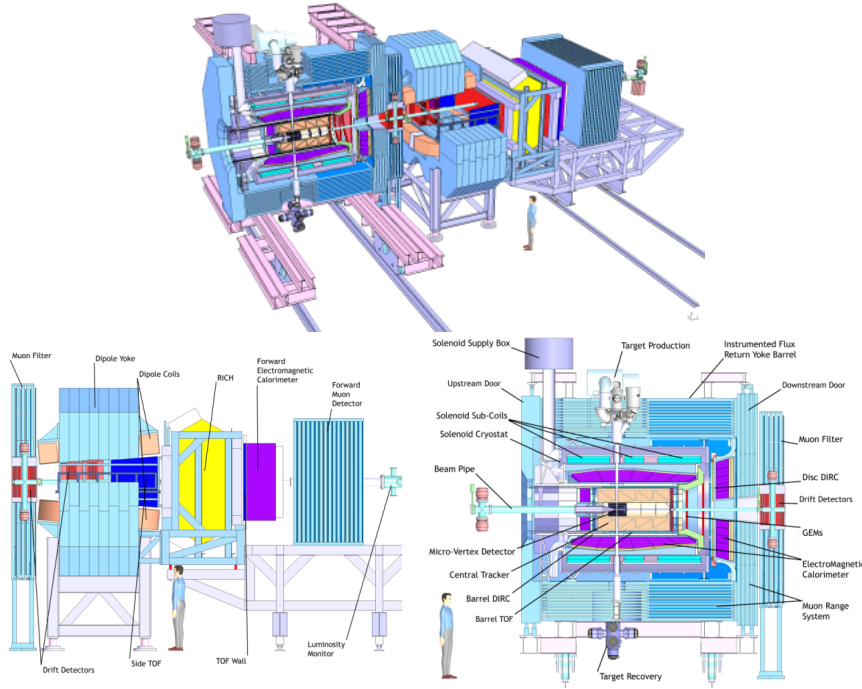


Figure 1: General view of the  $\bar{P}ANDA$  detector (top). Detailed view of the central spectrometer (down-left) and forward spectrometer (down-right) of  $\bar{P}ANDA$ .

Table 1: Operation modes of  $\bar{P}ANDA$  with HESR.

	High resolution mode	High luminosity mode
cooling	$e^-$ , $1.5 \leq p \leq 8.9$ GeV/c	stochasting, $p \geq 3.8$ GeV/c
N. of anti-protons stored	$10^{10}$	$10^{11}$
Luminosity [ $\text{cm}^{-2} \text{s}^{-1}$ ]	$\leq 2 \cdot 10^{31}$	$\leq 2 \cdot 10^{32}$
$\Delta p/p$	$4 \cdot 10^{-5}$	$2 \cdot 10^{-4}$

is theoretically predicted[6, 7]; but some experimental observations questioned the potential models, which fairly agree with the observed D meson spectrum, e.g. mesons composed of the light quark  $u$  or  $d$  and the heavy quark  $c$ . Potential models agree also with the observation of several  $D_s$  states, up to the discovery of the  $D_{s0}^*(2317)$ . But they cannot explain why the  $D_{s0}^*(2317)$  mass was observed more than  $100 \text{ MeV}/c^2$  below the predictions. This is an even more complicated issue, as  $D_s$  mesons are composed by the quarks  $s$  and  $c$  (see Fig. 2). The same is valid for the observation of the so called  $D_{s1}(2460)$ [9]: its mass was found below the theoretical expectations as well.  $D_{s0}^*(2317)$  and  $D_{s1}(2460)$  are both observed below the DK threshold; they are very narrow, and their decays are isospin

violating; it is very difficult to predict the cross section of  $\bar{p}p \rightarrow D_s^{+(*)}D_s^{-(*)}$ , as we cannot perform perturbative calculations, since they would underestimate the real cross section. The quantum numbers of  $D_{s0}^*(2317)$  and  $D_{s1}(2460)$  are, in any case, not fixed yet, although we can exclude  $J^P=0^+$  for the  $D_{s1}(2460)$  based on experimental observations[10]. In order to answer the important questions related to their interpretation, we need to measure their widths ( $\Gamma$ ), because they may allow to discriminate among different theoretical models, which provide an explanation for the  $D_s$  excited states as pure  $cs$ -state ( $\Gamma \sim 10 \text{ keV}$ )[11], or tetraquark ( $\Gamma$  in the range of  $10 - 100 \text{ keV}$ )[12], or molecular state ( $\Gamma \sim 130 \text{ keV}$ )[13], or chiral partners of the same heavy-light system built with one heavy and one light quarks ( $c$  and  $s$ ,

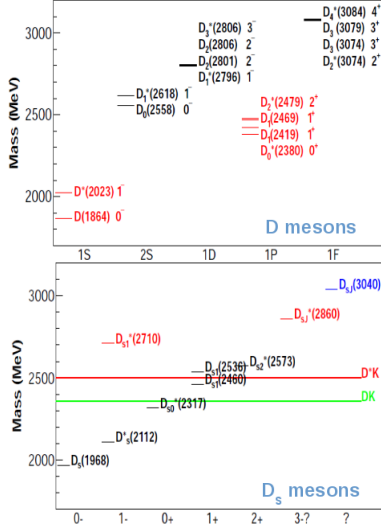


Figure 2: Mass spectrum versus the particle spin  $J^{PC}$  for D mesons (top) and  $D_s$  mesons (down). The horizontal long lines indicate the DK and  $D^*K$  threshold; the short horizontal lines indicate the predicted states as in Ref. [6, 7]. The mass spectra here reported are built using recent experimental results, presented at the conference CHARM2013 and available in Ref. [8].

respectively).

In the past two years the experiment LHCb[8] improved the knowledge of the  $D_s$  spectrum, and confirmed the previous measurements, with the highest world precision; but it cannot provide the measurement of the width of these very narrow states, so the nature of the  $D_s$  excited states still remain unclear. With the fine mass scan techniques every 100 keV,  $\bar{P}ANDA$  is in a unique position to perform the study of the excitation function of the cross section (see Eq. 1), and discriminate among the theoretical models. The cross section at given energy  $\lambda$  is given by[14]:

$$\sigma(\lambda) = \sqrt{m_R \Gamma} \cdot |\mathcal{M}^2| \cdot \frac{1}{\pi} \int_{-\infty}^{\lambda} \frac{\lambda - x}{x^2 - 1} dx, \quad (1)$$

$$\sigma(0) = \sqrt{m_R \Gamma / 2} \cdot |\mathcal{M}^2| \quad (2)$$

where  $\mathcal{M}$  is the matrix element,  $m_R$  is the resonance mass and  $\Gamma$  its width,  $\lambda = (\sqrt{s} - m_R - m_{D_s})/\Gamma$ ,  $\sqrt{s}$  = energy in the center of mass for the production e.g. of  $D_{s0}^*(2317)$  in the process  $\bar{p}p \rightarrow D_s^- D_{s0}^{*+}(2317)$ , that is equal to 4.286 GeV/c<sup>2</sup> at the threshold of this process.

Studies are planned in  $\bar{P}ANDA$  for the process  $\bar{p}p \rightarrow D_s^- D_s^{*+}$ , where  $D_s^{*+}$  stands for  $D_{s0}^*(2317)$ ,  $D_{s1}(2460)$ , and  $D'_{s1}(2535)$ . There are manifold interests in these decay processes:

- calculate the cross section of the process  $\bar{p}p \rightarrow D_s^{+(*)} D_s^{-(*)}$  (difficult to predict: expected in the range [1–100] nb);
- study of mixing between  $D_s^{(*)}$  states;
- measure the width of the  $D_{s0}^*(2317)$  and  $D_{s1}(2460)$ , that will be first observation. The  $D'_{s1}(2535)$  is above the DK threshold, and its width is known with large uncertainty[15, 16]; therefore it could be repeated in  $\bar{P}ANDA$  with higher precision. It would represent an important cross check of our analysis technique. At threshold Eq. 1 reduces to the Eq. 2, so the only observables which we should measure in this case are the mass of the resonant state, and the cross section.

Recent  $\bar{P}ANDA$  simulations, shown in Fig. 3, are performed using the MC generator EvtGen[17], within the *PandaRoot* framework. We use the same model described in Ref. [5], a Dalitz model based on real data, to simulate a realistic case and estimate the run-time needed in  $\bar{P}ANDA$ . The high performance tracking detectors of  $\bar{P}ANDA$  allow excellent track reconstruction and high K/ $\pi$  separation, together with the DIRC; the designed vertex detector allows high background rejection, by setting tight topological selection cuts around the fitted vertex. We reconstruct the  $D_s$  by using a vertex fit with three charged particles, which are identified as K or  $\pi$  by means of a likelihood PID (Particle Identification) method, that makes use of several variables like energy loss, Cherenkov angle, Zernik momenta. Track finder and fitting procedures in the central spectrometer use the Kalman filter method; wherever the  $B$  field is not homogeneous, the Runge Kutta track representation is used. In order to have better mass resolution and higher reconstruction efficiency, the missing mass of the event is exploited: the reconstruction of the  $D_s^-$  is performed, then we extract information on the  $D_{s0}^*(2317)$  by evaluating its four-momentum as the difference between the reconstructed  $D_s^-$  four-momentum and the initial state vector. With this technique, we have obtained  $\sim 30\%$  reconstruction efficiency. A full simulation, including electronics and detector material, is being performed. In order to reject naively part of the huge background, originating from very low momentum particles, a pre-selection cuts on the track momentum  $p_{TRACK} > 100$  MeV/c and on the photon momentum  $p_\gamma > 50$  MeV/c are applied in our simulations. A challenge of this analysis is the reconstruction of the many low momentum pions. This is the first time a full simulation including the  $D_{s0}^*(2317)$  is achieved with *PandaRoot*: the work is still in progress. Our simulations are based on Geant3[18].

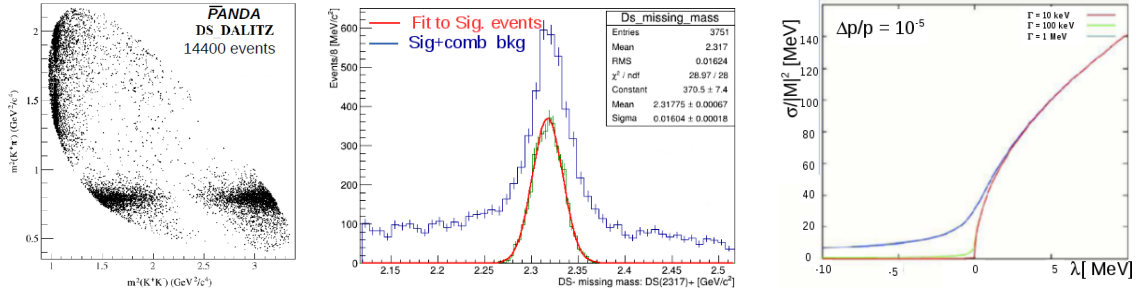


Figure 3: Dalitz plot of  $m_{K^+K^-}^2$  vs  $m_{K^+\pi^-}^2$  on simulated  $\bar{P}ANDA$  events with the MC generator EvtGen: the realistic CLEO model is used for the reconstruction of the  $D_s^- \rightarrow K^+K^-\pi^-$  [19] (left). MC simulations of  $D_{s0}^*(2317)^+$ , reconstructed as missing mass of the event in the process  $\bar{p}p \rightarrow D_s^- D_{s0}^*(2317)^+$ ,  $D_s^- \rightarrow K^+K^-\pi^-$  and  $D_{s0}^*(2317)^+ \rightarrow D_s^+\pi^0$  (center). Excitation function of the cross section of the same process as in (b): the curve is reconstructed scanning the  $D_{s0}^*(2317)^+$  every 100 keV, and representing every point of the mass scan in a graph of the cross section as function of the energy difference  $\lambda = (\sqrt{s} - m_{D_s(2317)} - m_{D_s})/\Gamma$  (right).

With the naive selection cuts just described, the ratio S/B improved from  $10^{-6}$  to  $10^{-2}$ . The optimization of the final selection criteria is presently ongoing. The measurement of the width will be an original and extremely important  $\bar{P}ANDA$  contribution to solve the  $cs$ -spectrum puzzle. In Fig. 4c (right) the plot related to Eq.2 is shown, scanning the  $D_{s0}^*(2317)^+$  mass in 100 keV steps around its nominal value: the shape of the curve changes, depending on the input width given to the simulation. The minimum momentum needed to produce the  $D_{s0}^*(2317)$  in the process mentioned above is  $p=8.8$  MeV/c.

In high luminosity mode (see Table 1), with a cross section in the range [1–100] nb, and assuming a luminosity of 8.64 pb/day, with a reconstruction efficiency of 30%, we estimate with  $\bar{P}ANDA$  a  $D_{s0}^*(2317)$  production rate in the order of  $(3-300) \cdot 10^3$  per day, to be scaled by the Branching Fraction (BF) of the reconstructed  $D_s$ .

## 5. Future measurements in the Charmonium sector with $\bar{P}ANDA$

In 2003 a new era started not only for the charm, but also for the charmonium sector: the discovery of the X(3872)[20] and its subsequent confirmation by several experiments (at  $e^+e^-$  colliders and  $pp$  interaction machines) and in several decay modes. These observations set up the starting point to look after new forms of aggregation of matter: tetraquarks, molecular states, hybrids, etc.[21]. These states were predicted by theory even before the discovery of the X(3872), but in the last decade a plenty of theoretical papers provided new interpretations and new models, that have spurred refreshed interest in spectroscopy. Several new observations and controversial interpretations of the evidence of

additional new resonant states suggest that limitations due to statistics and resolution do not allow a unique interpretation, and discriminate among theoretical models. We use to name as generically X, Y, Z these new experimental findings, which do not fit in the spectra foreseen by potential models, as in some cases it has been difficult to assign the quantum numbers. Lots of progresses have been made by LHCb; we know that the X(3872) is an isospin violating and very narrow state; its quantum numbers have been found to be  $1^{++}$ [22], and no charged partners are found so far. Clearly the interpretation of the X(3872) as charmonium state is unlikely, and alternative models have to be used to understand its nature. As for the case of the  $D_{s0}^*(2317)$ , the measurement of the width plays an important role.

$\bar{P}ANDA$  will scan the X(3872) mass in 100 keV steps. In Fig. 4 (left) the simulated X(3872) signal is shown, together with a realistic background; the latter is obtained using DPM[23] MC generator, while the signal events are simulated by EvtGen within the  $PandaRoot$  framework: we could reproduce precisely the input values of this simulation in the fit of Fig. 4. A detailed description of this work is provided in [24]. The measurement of the X(3872) width is just an example of the original measurements that  $\bar{P}ANDA$  will be able to perform in the Charmonium sector. One of the challenges of  $\bar{P}ANDA$ , for instance, will be to explore and understand the confinement of quarks. A way to do that is to verify and test the behaviour of the potential in the intermediate and high energy regime with heavy hadrons, e.g. those composed particles whose mass is above the  $D\bar{D}$  threshold, since below it the behaviour of the hadrons is generally well predicted from the potential models. A chance to test the confinement is, for example, to search for a  $^3F_4$  state[26]. If this state is

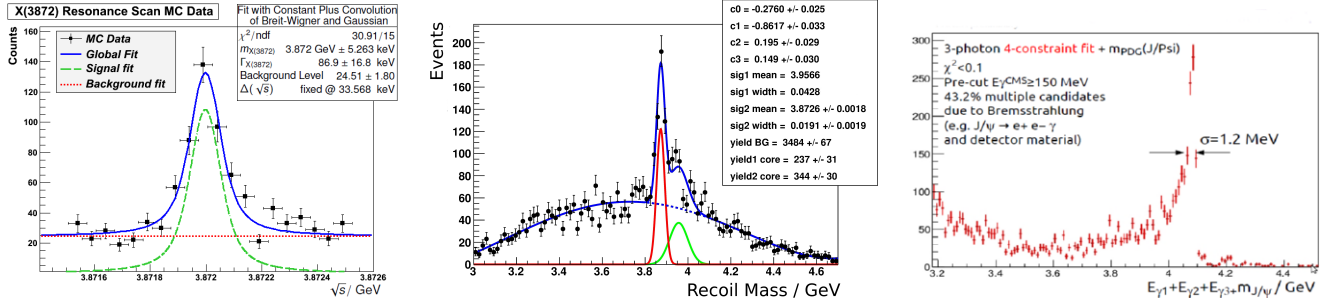


Figure 4: Full *PandaRoot* simulations of  $X(3872)$  (left), reconstructed in the process  $\bar{p}p \rightarrow X(3872)$ ,  $X(3872) \rightarrow J/\psi\pi^+\pi^-$ ;  $h'_c$  (center), reconstructed as recoil of the di-pion mass in the process  $\bar{p}p \rightarrow \pi^+\pi^-h'_c$ ,  $h'_c \rightarrow D^0\bar{D}^{0*}$  and  $D^0 \rightarrow K^-\pi^+$ ;  ${}^3F^4$  (right), directly formed in the process  $\bar{p}p \rightarrow ({}^3F^4)$ , as radiative  $J/\psi$  cascade[25].

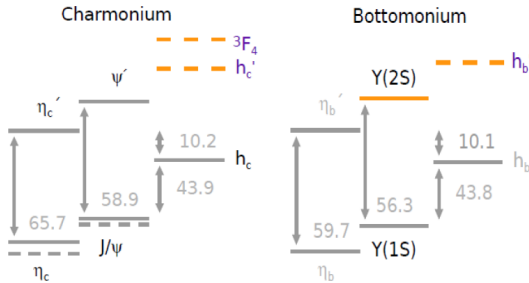


Figure 5: Splitting levels of Charmonium (left) and Bottomonium states (right). Similarities are shown in the charm and bottom sector. The dashed lines indicate predicted but undetected resonant states as explained in Ref. [25].

found, it could be the proof that the linear term of the potential, in the formula  $V(r) = -\frac{4}{3}\frac{\alpha_s}{r} + kr$ , is indeed logarithmic, and not linear as it is believed. In fact, we could consider that the charmonium splitting is roughly the same as for bottomonium states (see Fig. 5). This can be explained assuming that the potential, at high energy, is logarithmic[25]. The search for a high spin particle such as  ${}^3F^4$  is also forbidden at B factories (the past BaBar and Belle, or the future Belle II), and it is forbidden at BES III. But  $\bar{P}ANDA$  will have easy access to high spin states in formation, with excellent high production rates. In Fig. 4 preliminary full MC simulations with *PandaRoot* are performed, to search for two of these states to test the charmonium splitting hypothesis.

A last study illustrated in this report is the simulation of several unpredicted vector resonant states above the  $D\bar{D}$  threshold, with large width and with established quantum numbers ( $1^-$ ), whose nature is still unclear. Fig 6 shows a *PandaRoot* full simulations for six of them: the VLL PHOTOS[17] model is used. We know

that the BF of the  $J/\psi \rightarrow e^+e^-$  is  $\sim 6\%$ , and that is the narrow charmonium ground state; but the BF of the Y-family states decaying to  $e^+e^-$  is of order of  $10^{-6}$ . This could be explained assuming that the radial quantum number  $n$  for those Y-states is larger than 1, fact that supports the idea that they are non-conventional charmonia. However, only few of these vector states seem to decay to  $e^+e^-$ . For example, no measurement exists of  $\text{BF}(Y(4260) \rightarrow e^+e^-)$ . This could be due to the statistics limitation at B factories, or because the vector state  $Y(4260)$  is not a charmonium state, as in this case it would decay to  $e^+e^-$ . There are arguments in favor of the  $Y(4260)$  as hybrid; but its nature is not fixed, yet. It is worth in any case to look for the decay of all these vector states to  $e^+e^-$ . Simulations in  $\bar{P}ANDA$  are very promising in this sense, as the reconstruction efficiency is evaluated to be  $\sim 70\%$  for each state decaying to  $e^+e^-$ , and the background rejection is easy when the center of mass energy of  $e^+e^-$  is larger than 4 GeV. We expect roughly 16 000 events/day in the high luminosity mode: this is an incredible high rate compared to what was measured in the past experiments. In addition, we could also study interference effects among all these large vector states, which overlap in a narrow energy range: this study was never performed before.

## 6. Conclusions

The Standard Model is solid, but it does not give answers to all questions. Several open issues still exist in the Charm and Charmonium physics sector, for example. The  $\bar{P}ANDA$  experiment at FAIR is designed to achieve a mass resolution 20 times better than attained at B factories, essential to perform fine mass scan (every 100 keV).  $\bar{P}ANDA$  will have unprecedented PID power,



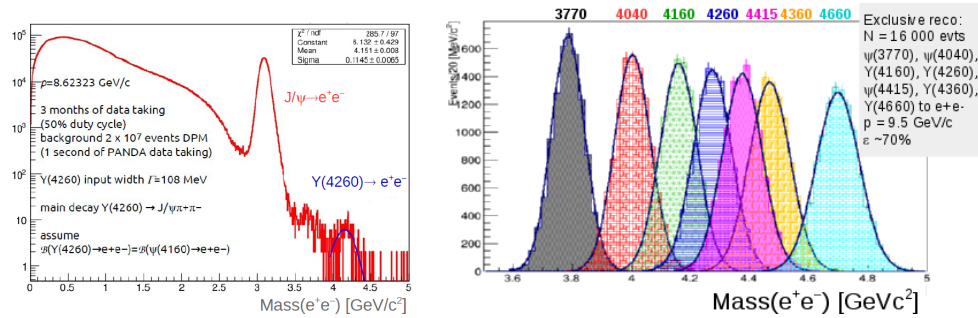


Figure 6: Full simulation of vector states above the  $\bar{D}D$  threshold in  $\bar{P}ANDA$ . Background simulation with DPM, with a clear  $J/\psi$  and  $Y(4260)$  signal (left); reconstruction of known Y-vector states to  $e^+e^-$  with EvtGen, inside the *PandaRoot* framework, to evaluate the reconstruction efficiency. It is evident that they overlap and interference effects are expected (right).

indispensable for the measurement of the proton form factors and other measurements.

In this report we highlighted the measurement of the width of some Charm and Charmonium states. This task is challenging but the measurement is absolutely needed to clarify and understand the nature of some observed states, such as the  $D_{s0}^*$  (2317),  $D_{s1}$  (2460) and X(3872). Understanding the confinement is also a challenge: a new approach could be based on looking for high spin resonant states to test the potential models.  $\bar{P}ANDA$  offers a unique opportunity to perform these measurements with high precision.

TDRs of several detectors have already been approved, and tests with detector prototypes are ongoing. The official *PandaRoot* simulation framework is at an advanced stage. Important contributions are expected from  $\bar{P}ANDA$  when it will start to collect data.

## References

- [1] <https://www.gsi.de/en/research/fair.htm>.
- [2] The  $\bar{P}ANDA$  Coll., arXiv:0903.3905 (2009) [hep-ex].
- [3] D. Bertini *et al.*, J. Phys.: Conf. Series **119** (2008) 032011.
- [4] S. Spataro *et al.*, J. Phys.: Conf. Series **396** (2012) 022048.
- [5] The BaBar Coll., Phys. Rev. Lett. **90** (2003) 242001.
- [6] S. Godfrey, N. Isgur, Phys. Rev. D **32** (1985) 189.
- [7] M. Di Pierro, E. Eichten, Phys. Rev. D **64** (2001) 114004.
- [8] A. Palano, arXiv:1311.7364 (2013) [hep-ex].
- [9] The CLEO Coll., Phys. Rev. D **68** (2003) 032002.
- [10] The BaBar Coll., Phys. Rev. D **74** (2006) 032007.
- [11] S. Godfrey, Phys. Lett. B **568** (2003) 254.
- [12] H. Y. Cheng, W. S. Hou, Phys. Lett. B **566** (2003) 193.
- [13] M. Cleven *et al.*, arXiv:1405.2242 (2014) [hep-ph].
- [14] The formula is obtained in a private scientific communication with Dr. Christoph Hanhart.
- [15] The Belle Coll., Phys. Rev. D **77** (2008) 032001.
- [16] The BaBar Coll., Phys. Rev. D **83** (2011) 072003.
- [17] D. J. Lange, Nucl. Instrum. Meth. A462 (2001) 152-155.
- [18] B. Brun, CERN-DD-EE-84-1 (1988).
- [19] L. Cao and J. Ritman, J. Phys.: Conf. Series **503** (2014) 012024.

- [20] The Belle Coll., Phys. Rev. Lett. **91** (2003) 262001.
- [21] N. Brambilla *et al.*, arXiv:0412158 (2005) [hep-ph]; N. Brambilla *et al.*, Eur. Phys. J. C **71**, 1534 (2011) arXiv:1010.5827 [hep-ph]; N. Brambilla *et al.*, arXiv:1404.3723 (2014) [hep-ph].
- [22] The LHCb Coll., Phys. Rev. Lett. **110** (2013) 222001.
- [23] A. Cappella *et al.*, Phys. Rept. **236** (1994) 225-329.
- [24] M. Galuska *et al.*, PoS (Bormio 2013) 023.
- [25] S. Lange *et al.*, arXiv:1311.7597 (2013) [hep-ex].
- [26] T. Barnes *et al.*, Phys. Rev. D **72** (2005) 054026