



Dark energy, QCD axion, BICEP2, and trans-Planckian decay constant [☆]

Jihn E. Kim

Department of Physics, Kyung Hee University, Seoul 130-701, Korea

Abstract

Discrete symmetries allowed in string compactification are the mother of all global symmetries which are broken at some level. We discuss the resulting pseudo-Goldstone bosons, in particular the QCD axion and a temporary cosmological constant, and inflatons. We also comment on some implications of the recent BICEP2 data.

Keywords: Discrete symmetry, QCD axion, Dark energy, Inflation

1. Discrete symmetries

The cosmic energy pie is composed of 68% dark energy (DE), 27% cold dark matter (CDM), and 5% atoms [1]. Among these, some of DE and CDM can be bosonic coherent motions (BCMs) [2]. The ongoing search of the QCD axion is based on the BCM. Being a pseudo-Goldstone boson, the QCD axion can be a composite one [3], but after the discovery of the fundamental Brout-Englert-Higgs (BEH) boson, the possibility of the QCD axion being fundamental gained much more weight. The ongoing axion search experiment is based on the resonance enhancement of the oscillating **E**-field following the axion vacuum oscillation as depicted in Fig. 1. It may be possible to detect the CDM axion even its contribution to CDM is only 10% [4].

The BEH boson is fundamental. The QCD axion may be fundamental. The inflaton may be fundamental. These bosons with canonical dimension 1 can affect more importantly to low energy physics compared to those of spin- $\frac{1}{2}$ fermions of the canonical dimension $\frac{3}{2}$. This leads to a BEH portal to the high energy scale to the axion scale or even to the standard model (SM)

singlets at the grand unification (GUT) scale. Can these singlets explain both DE and CDM in the Universe? Because the axion decay constant f_a can be in the intermediate scale, axions can live up to now ($m_a < 24$ eV) and constitute DM of the Universe. In this year of a GUT scale VEV, can these also explain the inflation finish?

For pseudo-Goldstone bosons like axion, we introduce global symmetries. But global symmetries are known to be broken by the quantum gravity effects, especially via the Planck scale wormholes. To resolve this dilemma, we can think of two possibilities of dis-

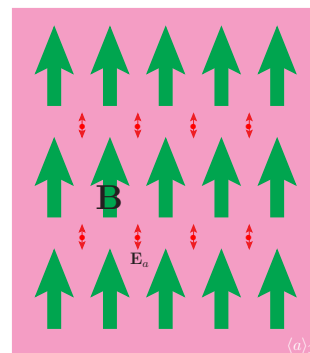


Figure 1. The resonant detection idea of the QCD axion. The **E**-field follows the axion vacuum oscillation.

[☆]This work is supported by the NRF grant funded by the Korean Government (MEST) (No. 2005-0093841).

Email address: jihnekim@gmail.com (Jihn E. Kim)




Figure 2. Terms respecting discrete and global symmetries.

crete symmetries below M_P [5]: (i) The discrete symmetry arises as a part of a gauge symmetry, and (ii) The string selection rules directly give the discrete symmetry. So, we will consider discrete gauge symmetries allowed in string compactification. Even though the Goldstone boson directions in spontaneously broken gauge symmetries are flat, the Goldstone boson directions of spontaneously broken *global* symmetries are not flat, *i.e.* global symmetries are always *approximate*. The question is what is the degree of the *approximate-ness*. In Fig. 2, we present a cartoon separating effective terms according to string-allowed discrete symmetries. The terms in the vertical column represent exact symmetries such as gauge symmetries and string allowed discrete symmetries. If we consider a few terms in the lavender part, we can consider a *global symmetry*. With the global symmetry, we can consider the global symmetric terms which are in the lavender and green parts of Fig. 2. The global symmetry is broken by the terms in the red part.

The most studied global symmetry is the Peccei-Quinn (PQ) symmetry $U(1)_{PQ}$ [6]. For $U(1)_{PQ}$, the dominant breaking term is the QCD anomaly term $(\bar{\theta}/32\pi^2)G_{\mu\nu}\tilde{G}^{\mu\nu}$ where $G_{\mu\nu}$ is the gluon field strength. Since this $\bar{\theta}$ gives a neutron EDM (nEDM) of order $10^{-16}\bar{\theta} e\text{cm}$, the experimental upper bound on nEDM restricts $|\bar{\theta}| < 10^{-11}$. “Why is $\bar{\theta}$ so small?” is the strong CP problem. There have been a few solutions, but the remaining plausible solution is the very light axion solution [7]. In field theory, it is usually talked about in terms of the KSVZ axion [8] and the DFSZ axion [9], and there are several possibilities even for these one heavy quark or one pair of BEH doublets [10]. For axion detection through the idea of Fig. 1, the axion-photon-photon coupling $c_{a\gamma\gamma}$ is the key parameter. In our search of an ultra-violet completed theory, the customary numbers of [10] are ad hoc. From string theory, so far there is only one calculation on $c_{a\gamma\gamma}$ [11]. To cal-

culate $c_{a\gamma\gamma}$, the model must lead to acceptable SM phenomenology, otherwise the calculation does not lead to a useful global fit to all experimental data.

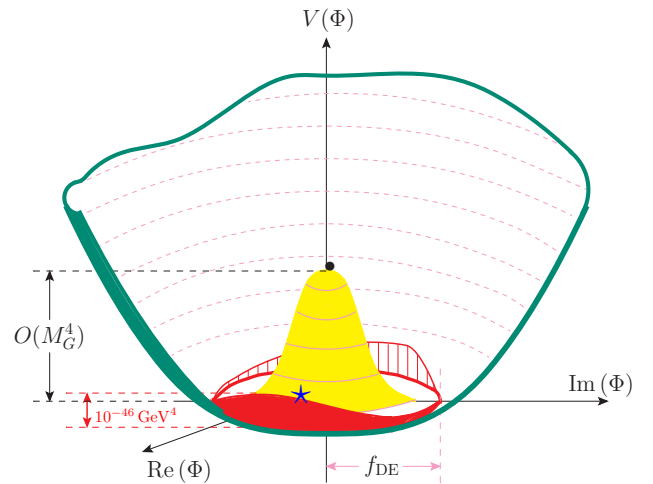
2. Dark energy and QCD axion

It is interesting to note that the QCD axion must arise if one tries to introduce the DE scale via the idea of Fig. 2 [12, 13]. The DE and QCD axions are the BCM examples. Dark energy is classified as **CCtmp** and QCD axion is classified as **BCM1** in [2].

Note that the global symmetry violating terms belong to the red part in Fig. 2. For the QCD axion, the dominant breaking is by the QCD anomaly term, which leads to the QCD axion mass in the range of milli- to nano-eV for $f_a \simeq 10^{9-15}$ GeV. In the BEH portal scenario, the DE pseudoscalar must couple to the color anomaly since it couples to the BEH doublet and the BEH scalar couples to the quarks. On the other hand, a **CCtmp** pseudoscalar mass is in the range $10^{-33} \sim 10^{-32}$ eV [14]. Therefore, the QCD anomaly term is too large to account for the DE scale of 10^{-46} GeV⁴, and we must find out a QCD-anomaly free global symmetry. It is possible by introducing two global $U(1)$ symmetries [12, 13].

In addition, the breaking scale of $U(1)_{de}$ is trans-Planckian [14]. Including the anharmonic term carefully with the new data on light quark masses, a recent calculation of the cosmic axion density gives the axion window [15],

$$10^9 \text{ GeV} < f_a < 10^{12} \text{ GeV}. \quad (1)$$

Figure 3. The DE potential in the red angle direction in the valley of radial field of height $\approx M_{GUT}^4$.

It is known that string axions from B_{MN} have GUT scale decay constants [16]; hence the QCD axion from string theory is better to arise from matter fields [17]. For the QCD axion, the height of the potential is $\approx \Lambda_{\text{QCD}}^4$. For the DE pseudo-Goldstone boson, the height of the potential is $\approx M_{\text{GUT}}^4$, according to the BEH portal idea, as shown in Fig. 3. With $U(1)_{\text{PQ}}$ and $U(1)_{\text{de}}$, one can construct a DE model from string compactification [13]. Using the SUSY language, the discrete and global symmetries below M_{P} are the consequence of the full superpotential W . So, the exact symmetries related to string compactification are respected by the full W , *i.e.* the vertical column of Fig. 2. Considering only the $d = 3$ superpotential W_3 , we can consider an approximate PQ symmetry. For the MSSM interactions supplied by R-parity, one needs to know all the SM singlet spectrum. We need \mathbf{Z}_2 for a WIMP candidate.

Introducing two global symmetries, we can remove the $U(1)_{\text{de}}-G-G$ where G is QCD and the $U(1)_{\text{de}}$ charge is a linear combination of two global symmetry charges. The decay constant corresponding to $U(1)_{\text{de}}$ is f_{DE} . Introduction of two global symmetries is inevitable to interpret the DE scale and hence in this scenario the appearance of $U(1)_{\text{PQ}}$ is a natural consequence. The height of DE potential is so small, 10^{-46} GeV^4 , that the needed discrete symmetry breaking term of Fig. 2 must be small, implying the discrete symmetry is of high order. Now, we have a scheme to explain both 68% of DE and 27% of CDM via approximate *global* symmetries. With SUSY, axino may contribute to CDM also [18].

A typical example for the discrete symmetry is \mathbf{Z}_{10R} as shown in [13]. The \mathbf{Z}_{10R} charges descend from a gauge $U(1)$ charges of the string compactification [19]. Then, the height of the potential is highly suppressed and we can obtain 10^{-47} GeV^4 , without the gravity spoil of the global symmetry. In this scheme with BEH portal, we introduced three scales for vacuum expectation values (VEVs), TeV scale for $H_u H_d$, the GUT scale M_{GUT} for singlet VEVs, and the intermediate scale for the QCD axion. The other fundamental scale is M_{P} . The trans-Planckian decay constant f_{DE} can be a derived scale [20].

Spontaneous breaking of $U(1)_{\text{de}}$ is via a Mexican hat potential with the height of M_{GUT}^4 . A byproduct of this Mexican hat potential is the hilltop inflation with the height of $O(M_{\text{GUT}}^4)$, as shown in Fig. 3. It is a small field inflation, consistent with the 2013 Planck data.

3. Gravity waves from $U(1)_{\text{de}}$ potential

However, with the surprising report from the BICEP2 group on a large tensor-to-scalar ratio r [21], we must

reconsider the above hilltop inflation whether it leads to appropriate numbers on n_s, r and the e-fold number e , or not. With two $U(1)$'s, the large trans-Planckian f_{DE} is not spoiled by the intermediate PQ scale f_a because the PQ scale just adds to the f_{DE} decay constant only by a tiny amount, *viz.* $f_{\text{DE}} \rightarrow \sqrt{f_{\text{DE}}^2 + O(1) \times f_a^2} \approx f_{\text{DE}}$ for $|f_a/f_{\text{DE}} \approx 10^{-7}|$.

Inflaton potentials with almost flat one near the origin, such as the Coleman-Weinberg type new inflation, were the early attempts for inflation. But any models can lead to inflation if the potential is flat enough as in the *chaotic inflation* with small parameters [22]. A single field chaotic inflation survived until now is the $m^2\phi^2$ scenario *chaotic inflation* with $m = O(10^{13} \text{ GeV})$. To shrink the field energy much lower than M_{P}^4 , a *natural inflation* (mimicking the axion-type $-\cos$ potential) has been introduced [23]. If a large r is observed, Lyth noted that the field value $\langle\phi\rangle$ must be larger than $15 M_{\text{P}}$, which is known as the Lyth bound [24]. To obtain this trans-Planckian field value, the Kim-Nilles-Peloso (KNP) 2-flation has been introduced with two axions [20]. It is known recently that the natural inflation is more than 2σ away from the central value of BICEP2, $(r, n_s) = (0.2, 0.96)$. In general, the hilltop inflation gives almost zero r . This is because $n_s \approx 1 - \frac{3}{8}r + 2\eta$ which gives $n_s = 0.925$ for $(r, \eta) = (0.2, 0)$. To raise n_s from 0.925 to 0.96, we need a positive η , but the hilltop point gives a negative η .

Therefore, for the $U(1)_{\text{de}}$ hilltop inflation to give a suitable n_s with a large r , one must introduce another field which is called *chaoton* because it provides the behavior of $m^2\phi^2$ term at the BICEP2 point [25]. With this hilltop potential, the height is of order M_{GUT}^4 and the decay constant is required to be $> 15 M_{\text{P}}$. Certainly, the potential energy is smaller than order M_{P}^4 for $\phi = [0, f_{\text{DE}}]$. Since this hilltop potential is obtained from the mother discrete symmetry, such as \mathbf{Z}_{10R} , the flat valley up to the trans-Planckian f_{DE} is possible, for which the necessary condition is given in terms of quantum numbers of \mathbf{Z}_{10R} [25].

4. The KNP model and $U(1)_{\text{de}}$ hilltop inflation

A large VEV of a scalar field is possible if a very small coupling constant λ is assumed in $V = \frac{1}{4}\lambda(|\phi|^2 - f^2)^2$ with a small mass parameter $m^2 = \lambda f^2$. With a GUT scale m, f can be trans-Planckian of order $10M_{\text{P}}$ for $\lambda < 10^{-6}$. But this potential is a single field hilltop type and it is not favored by the above argument with the BICEP2 data [25]. This has led to the recent surge

of studies on concave potentials near the origin of the single field. The concave potentials give positive η 's.

To cut off the potential exceeding the GUT scale M_{GUT}^4 , the natural inflation with a GUT scale confining force has been introduced [23]. With two confining forces, it was possible to raise a decay constant of the GUT scale axions above M_P , which is known as the Kim-Nilles-Peloso (KNP) 2-flation model [20]. In terms of two axions a_1 and a_2 and two GUT scale (Λ_1 and Λ_2) confining forces, the minus-cosine potentials can be written as

$$V = \Lambda_1^4 \left(1 - \cos \left[\alpha \frac{a_1}{f_1} + \beta \frac{a_2}{f_2} \right] \right) + \Lambda_2^4 \left(1 - \cos \left[\gamma \frac{a_1}{f_1} + \delta \frac{a_2}{f_2} \right] \right), \quad (2)$$

where α, β, γ , and δ are determined by two U(1) quantum numbers. If there is only one confining force, we can set $\Lambda_2 = 0$ in Eq. (2), which is depicted in Fig. 4 (a). The flat red valley cannot support the inflation energy. The situation with two confining forces is shown in Fig.

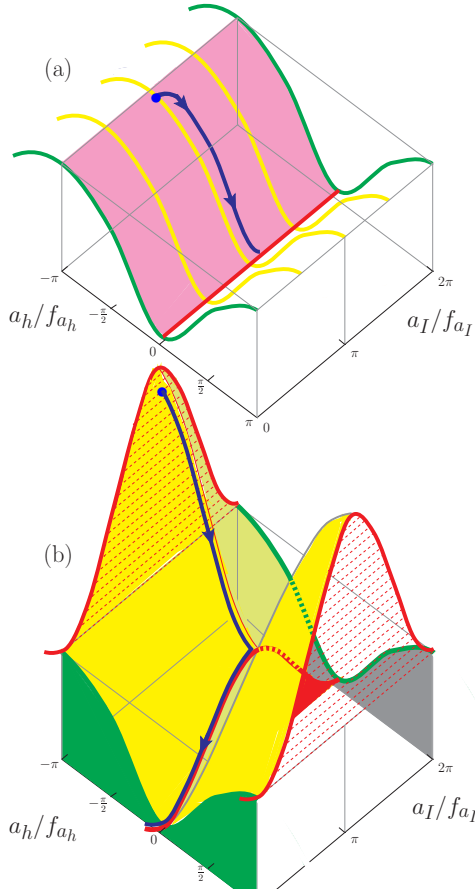


Figure 4. Two-flation. (a) The flat valley with one confining force, and (b) the KNP model with two confining forces.

4(b). The inflation path is shown as the arrowed blue curve on top of the red valley on the yellow roof. In this case, we consider a 2×2 mass matrix,

$$M^2 = \begin{pmatrix} \frac{1}{f_1^2} (\alpha^2 \Lambda_1^4 + \gamma^2 \Lambda_2^4), & \frac{1}{f_1 f_2} (\alpha \beta \Lambda_1^4 + \gamma \delta \Lambda_2^4) \\ \frac{1}{f_1 f_2} (\alpha \beta \Lambda_1^4 + \gamma \delta \Lambda_2^4), & \frac{1}{f_2^2} (\beta^2 \Lambda_1^4 + \delta^2 \Lambda_2^4) \end{pmatrix}$$

whose eigenvalues are [26], $m_h^2 = \frac{1}{2}(A + B)$ and

$$m_l^2 = \frac{1}{2}(A - B). \quad (3)$$

with

$$A = \left(\frac{\alpha^2 \Lambda_1^4 + \gamma^2 \Lambda_2^4}{f_1^2} + \frac{\beta^2 \Lambda_1^4 + \delta^2 \Lambda_2^4}{f_2^2} \right), \quad (4)$$

$$B = \sqrt{A^2 - 4(\alpha\delta - \beta\gamma)^2 \frac{\Lambda_1^4 \Lambda_2^4}{f_1^2 f_2^2}}.$$

From Eq. (4), we note that a large f_l is possible for $\alpha\delta = \beta\gamma + \Delta$ with $\Delta \approx 0$. Then, the inflaton mass is

$$m_l^2 \simeq \frac{\Delta^2 \Lambda_1^4 \Lambda_2^4}{f_2^2 (\alpha^2 \Lambda_1^4 + \gamma^2 \Lambda_2^4) + f_1^2 (\beta^2 \Lambda_1^4 + \delta^2 \Lambda_2^4)}.$$

For $\Lambda_1 = \Lambda_2$ and $f_1 = f_2 \equiv f$, it becomes

$$m_l^2 \simeq \frac{\Lambda^4}{(\alpha^2 + \beta^2 + \gamma^2 + \delta^2) f^2 / \Delta^2}. \quad (5)$$

The PQ quantum numbers α, β, γ , and δ are not random priors, but given definitely in a specific model. The perspectives of 2- and N-flications are given in [26].

Even though a large trans-Planckian decay constant is in principle possible with large PQ quantum numbers in the KNP model, string compactification may not allow that possibility. The N-flation with a large N has a more severe problem in string compactification [26]. This invites to look for another possibility of generating trans-Planckian decay constants. Since the KNP model already introduced two axions, we look for a possibility of introducing another field (called chaoton before) in the hilltop potential. In effect, the chaoton is designed to provide a positive η .

The hilltop potential of Fig. 3 is a Mexican hat potential of $U(1)_{\text{de}}$, *i.e.* obtained from some discrete symmetry, allowed in string compactification [12]. The discrete symmetry may provide a small DE scale. The trans-Planckian decay constant, satisfying the Lyth bound, is obtained by a small coupling λ in the hilltop potential V . The requirement for the vacuum energy being much smaller than M_P^4 is achieved by restricting the inflaton path in the hilltop region, $\langle \phi \rangle \lesssim f_{\text{DE}}$, as shown in Fig.

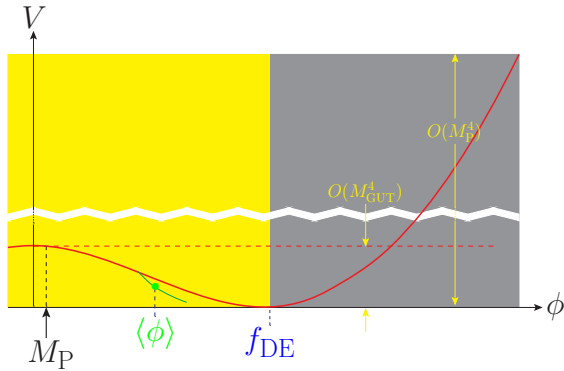


Figure 5. The trans-Planckian decay constant in the hilltop inflation.

5. In Fig. 5, the inflation path affected by chaoton is depicted as the green path.

We can compare this hilltop inflation assisted by chaoton with the $m^2\phi^2$ chaotic inflation. The hilltop inflation is basically a consequence of discrete symmetries [5, 12, 13], allowed in string compactification. If some conditions are satisfied between the discrete quantum numbers of the GUT scale fields and trans-Planckian scale fields, the hilltop potential of Fig. 5 can result [25]. On the other hand, the $m^2\phi^2$ chaotic inflation does not have such symmetry argument, and lacks a rationale forbidding higher order ϕ^n terms. This argument was used to forbid many interesting theories by considering the observed slow-roll parameter η from inflation assumption [27]. But the situation is much worse here than Lyth’s case. For example, for an $n = 104$ term for the trans-Planckian field Φ and the GUT scale field ϕ , one must fine-tune the coupling 1 out of 10^{127} for the trans-Planckian singlet VEV of order $\langle \Phi \rangle \approx 31M_P$ [25].

5. PQ symmetry breaking below H_I

Cosmology of axion models was started in 1982–1983 [28] with the micro-eV axions [8, 9]. The needed axion scale given in Eq. (1), far below the GUT scale, is understood in models with the anomalous U(1) in string compactification [29]. In addition to the scale problem, there exists the cosmic-string and domain wall (DW) problem [31, 32]. Here, I want to stress that the axion DW problem has to be resolved without the dilution effect by inflation.

The BICEP2 finding of “high scale inflation at the GUT scale” implies the reheating temperature after inflation $\gtrsim 10^{12}$ GeV. Then, studies on the isocurvature constraint with the BICEP2 data pin down the axion mass in the upper allowed region [33]. But this axion mass is based on the numerical study of Ref. [34] which

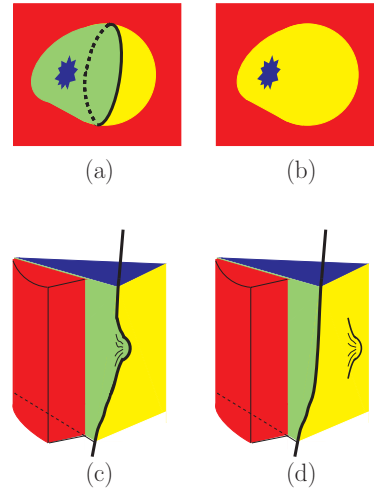


Figure 6. Small DW balls ((a) and (b), with punches showing the inside blue-vacuum) and the horizon scale string-wall system ((c) and (d)) for $N_{DW} = 2$. Yellow walls are $\theta = 0$ walls, and yellow-green walls are $\theta = \pi$ walls. Yellow-green walls of type (b) are also present.

has not included the effects of axion string-DW annihilation by the Vilenkin-Everett mechanism [31]. In Fig. 6, we present the case for $N_{DW} = 2$. Topological defects are small balls ((a) and (b)), whose walls separate $\theta = 0$ and $\theta = \pi$ vacua, and a horizon scale string-wall system. Collisions of small balls on the horizon scale walls do not punch a hole, and the horizon size string-DW system is not erased ((c) and (d)). Therefore, for $N_{DW} \geq 2$ axion models, there exists the cosmic energy crisis problem of the string-DW system. In Fig. 7, we present the case with $N_{DW} = 1$. Topological defects are small disks and a horizon scale string-DW system ((a)). Collisions of small balls on the horizon scale walls punch holes ((b)), and the holes expand with light velocity. In this way, the string-wall system is erased ((c)) and the cosmic energy crisis problem is not present in $N_{DW} = 1$ axion models [37], for example with one heavy quark in the KSVZ model. If the horizon-scale string-DW system is absent, there is no severe axion DW problem.

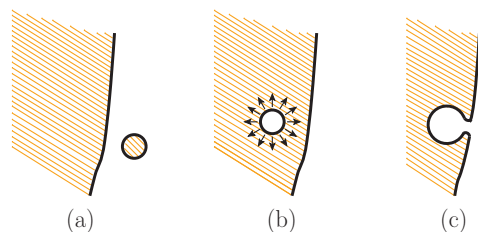


Figure 7. The horizon scale string-wall system with $N_{DW} = 1$. Any point is connected to another point, not passing through the wall. .

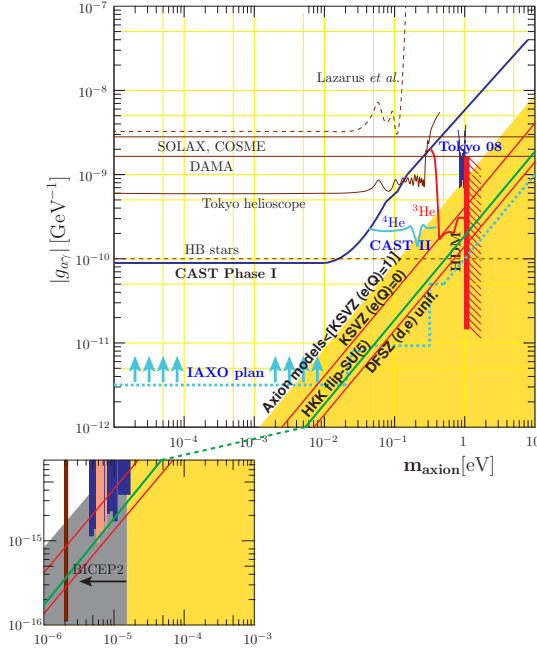


Figure 8. The $g_{a\gamma}(= 1.57 \times 10^{-10} c_{a\gamma\gamma})$ vs. m_a plot [40].

So, with the BICEP2 report, it became of utmost importance to obtain $N_{\text{DW}} = 1$ axion models. The first try along this line was the so-called Lazarides-Shafi mechanism, using the center (discrete group) of GUT gauge groups [35]. A more useful discrete group is a discrete subgroup of continuous $U(1)$'s, *i.e.* the discrete points of the longitudinal Goldstone boson directions of gauged $U(1)$'s [36]. In string theory, the anomalous gauged $U(1)$ is useful for this purpose [29]. This solution has been recently obtained in \mathbf{Z}_{12-I} orbifold compactification [38].

The QCD-axion string-DW problem may not appear at all if the hidden-sector confining gauge theory conspire to erase the hidden-sector string-DW system [39]. Here, we introduce just one axion, namely through the anomalous $U(1)$ gauge group, surviving down to the axion window as a global $U(1)_{\text{PQ}}$. Here, we introduce two kinds of heavy quarks, one the $SU(N_h)$ heavy quark Q_h and the other $SU(3)_{\text{QCD}}$ heavy quark q . Then, the type of Fig. 7 is present with two kinds of walls: one of Λ_h wall and the other of Λ_{QCD} wall. But, at $T \approx \Lambda_h$ only Λ_h wall is attached. At somewhat lower temperature $T_{\text{er}} (< \Lambda_h)$ the string-DW system is erased *à la* Fig. 7. The height of the Λ_h wall is proportional to $m_{Q_h} \Lambda_h^3$ with $m_{Q_h} = f\langle X \rangle$. The VEV $\langle X \rangle$ is temperature dependent, and it is possible that $\langle X \rangle = 0$ below some critical temperature $T_c (< T_{\text{er}})$. Then, the Λ_h wall is erased below T_c , and at the QCD phase transition only the QCD

wall is present. But, all horizon scale strings have been erased already and there is no energy crisis problem of the QCD-axion string-DW system. Therefore, pinpointing the axion mass using the numerical study of Ref. [34] is not water-proof.

The $N_{\text{DW}} = 1$ models are very attractive and it has been argued that the model-independent axion in string models, surviving down as a $U(1)_{\text{PQ}}$ symmetry below the anomalous $U(1)$ gauge boson mass scale, is good for this. At the intermediate mass scale $Q_{\text{PQ}} = 1$ should obtain a VEV to have $N_{\text{DW}} = 1$. In a \mathbf{Z}_{12-I} orbifold compactification present in Ref. [19], the axion-photon-photon coupling has been calculated [11],

$$c_{a\gamma\gamma} = \frac{1123}{388} - 0.98 \simeq 0.91, \quad (6)$$

which is shown as the green line in the axion coupling vs. axion mass plot, Fig. 8.

References

- [1] P. A. R. Ade *et al.* (Planck Collaboration), arXiv:1303.5082 [astro-ph.CO].
- [2] J. E. Kim *et al.*, arXiv:1409.2497.
- [3] J. E. Kim, *Phys. Rev. D* **31** (1985) 1733.
- [4] CAPP site, http://capp.ibs.re.kr/html/capp_en.
- [5] J. E. Kim, *Phys. Lett. B* **726** (2013) 450.
- [6] R. D. Peccei and H. R. Quinn, *Phys. Rev. Lett.* **38** (1977) 1440.
- [7] J. E. Kim and G. Carosi, *Rev. Mod. Phys.* **82** (2010) 557.
- [8] J. E. Kim, *Phys. Rev. Lett.* **43** (1979) 103; M. A. Shifman *et al.*, *Nucl. Phys. B* **166** (1980) 4933.
- [9] A. P. Zhitnitsky, *Yad. Fiz.* (1980) **31**: 497 [*Sov. J. Nucl. Phys.* (1980) **31**: 260]; M. Dine, W. Fischler and M. Srednicki, *Phys. Lett. B* **104** (1981) 199.
- [10] J. E. Kim, *Phys. Rev. D* **58** (1998) 055006.
- [11] J. E. Kim, *Phys. Lett. B* **735** (2014) 95.
- [12] J. E. Kim and H. P. Nilles, *Phys. Lett. B* **730** (2014) 53.
- [13] J. E. Kim, *J. Korean Phys. Soc.* **64** (2014) 795.
- [14] S. M. Carroll, *Phys. Rev. Lett.* **81** (1998) 3067.
- [15] K. J. Bae *et al.*, *JCAP* **0809** (2008) 005.
- [16] K. Choi and J. E. Kim, *Phys. Lett. B* **154** (1985) 393; P. Svrcek and E. Witten, *JHEP* **0606** (2006) 051.
- [17] J. E. Kim, *Phys. Rev. Lett.* **111** (2013) 031801.
- [18] H. Baer *et al.*, arXiv:1407.0017.
- [19] J.-H. Huh *et al.*, *Phys. Rev. D* **80** (2009) 115012.
- [20] J. E. Kim *et al.*, *JCAP* **0501** (2005) 005.
- [21] P. A. R. Ade *et al.* (BICEP2 Collaboration), *Phys. Rev. Lett.* **112** (2014) 241101.
- [22] A. D. Linde, *Phys. Lett. B* **129** (1983) 177.
- [23] K. Freese *et al.*, *Phys. Rev. Lett.* **65** (1990) 3233.
- [24] D. H. Lyth, *Phys. Rev. Lett.* **78** (1997) 1861.
- [25] J. E. Kim, *Phys. Lett. B* **737** (2014) 1.
- [26] K. Y. Choi *et al.*, arXiv:1410.1762 [hep-th].
- [27] D. H. Lyth, arXiv:1403.7323 [hep-ph].
- [28] J. Preskill *et al.*, *Phys. Lett. B* **120** (1983) 127; L. F. Abbott and P. Sikivie, *Phys. Lett. B* **120** (1983) 133; M. Dine and W. Fischler, *Phys. Lett. B* **120** (1983) 137.
- [29] J. E. Kim, *Phys. Lett. B* **207** (1988) 434.
- [30] J. E. Kim, *Phys. Lett. B* **734** (2014) 68.
- [31] A. Vilenkin and A. E. Everett, *Phys. Rev. Lett.* **48** (1982) 1867.

- [32] P. Sikivie, *Phys. Rev. Lett.* **48** (1982) 1156.
- [33] D. J. E. Marsh *et al.*, *Phys. Rev. Lett.* **113** (2014) 011801; L. Vissineli and P. Gondolo, *Phys. Rev. Lett.* **113** (2014) 011802.
- [34] T. Hiramatsu *et al.*, *Phys. Rev. D* **85** (2012) 105020.
- [35] G. Lazarides and Q. Shafi, *Phys. Lett. B* **115** (1982) 21.
- [36] K. Choi and J. E. Kim, *Phys. Rev. Lett.* **55** (1985) 2637.
- [37] S. M. Barr *et al.*, *Nucl. Phys. B* **283** (1987) 591.
- [38] J. E. Kim, *Phys. Lett. B* **734** (2014) 68.
- [39] S. M. Barr and J. E. Kim, arXiv: 1407.4311 [hep-ph].
- [40] H. Baer *et al.*, arXiv: arXiv:1407.0017 [hep-ph].