

Tracking electron pathways with magnetic field: Aperiodic Aharonov-Bohm oscillations in coherent transport through a periodic array of quantum dots

L. S. Petrosyan,^{1,2} and T. V. Shahbazyan¹

¹*Department of Physics, Jackson State University, Jackson, Mississippi 39217 USA*

²*Department of Physics, Russian-Armenian University, 123 Emin Street, Yerevan, 0021 Armenia*

We study resonant tunneling through periodic square array of quantum dots sandwiched between modulation-doped quantum wells. If a magnetic field is applied parallel to the quantum dot plane, the tunneling current exhibits a highly complex Aharonov-Bohm oscillation pattern due to interference of multiple pathways traversed by a tunneling electron. Individual pathways associated with conductance beats can be enumerated by sweeping the magnetic field at various tilt angles. Remarkably, Aharonov-Bohm oscillations are *aperiodic* unless the magnetic field slope relative to quantum dot lattice axes is a rational number.

Interference effects in quantum transport in semiconductor quantum dots (QD) have been among the highlights in electron transport studies [1–3]. A simple example of coherent transport is resonant tunneling through a pair of QDs independently coupled to left and right doped semiconductor leads that shows a conductance peak narrowing due to the interference between tunneling electron pathways [4]. In the presence of magnetic field, the tunneling current through a QD system exhibits Aharonov-Bohm (AB) oscillations [5–7] as a function of magnetic flux through a surface enclosed by pathways [4, 8, 9]. AB oscillations have been widely studied in systems where electron pathways are constrained by the system geometry such as, e.g., metal or semiconductor rings [10–13], carbon nanotubes [14–16] or, more recently, graphene nanorings [17, 18].

At the same time, in *open* two-dimensional (2D) electron systems, i.e. when the electron motion in 2D plane is unconstrained, oscillations of magnetoresistance were observed in the presence of a weak 1D [19–21] or 2D [22–24] periodic potential and in a system of antidots [26–29]. In such structures, the oscillations are caused by geometric resonances occurring when the size of electron’s Larmor orbit, that changes with magnetic field, is commensurate with the potential period [30]. For magnetic fields corresponding to magnetoresistance maxima, electron trajectories run close to the potential energy minima, indicating that oscillations originate from electron orbital motion rather than its phase.

Here we show that AB oscillations can occur in an open 2D system where electron transport takes place via multiple pathways. We consider resonant tunneling through a square periodic array of QDs sandwiched between two 2D electron gases (2DEG) in doped semiconductor quantum wells separated from the QD plane by tunneling barriers (see inset in Fig. 1). Tunneling current, e.g., from left to right 2DEG involves an electron traversing back and forth along closed pathways comprised of electron trajectories within 2DEGs and tunneling between them through QD lattice sites (we assume that direct interdot coupling is negligibly small). For each closed pathway,

an in-plane magnetic field \mathbf{B} generates a flux BS_n where S_n is area of the surface enclosed by such a pathway projected onto the plane normal to \mathbf{B} . We demonstrate that the array magnetoconductance exhibits a highly complex AB oscillations pattern originating from multiple pathways traversed by the tunneling electron (see inset in Fig. 1). For high mobility 2DEG characterized by mean free path l that is much larger than QD lattice constant a , the conductance AB beats correspond to pathways of length $L \lesssim l$ which, hence, can be tracked by sweeping the magnetic field. Remarkably, conductance oscillations are *aperiodic* unless magnetic field slope relative to QD lattice axes is a rational number. The lack of AB beats periodicity for general field orientation implies the absence of pathway degeneracies caused by two or more pathways accommodating the same flux.

To obtain electron conductance through a QD array, we adopt the tunneling Hamiltonian formalism [31]. The Hamiltonian of a square lattice of N QDs with in-plane coordinates \mathbf{r}_j separated by potential barriers from left and right 2DEG planes has the form

$$H = \sum_j E_0 c_j^\dagger c_j + \sum_{\mathbf{k}\alpha} \mathcal{E}_{\mathbf{k}}^\alpha c_{\mathbf{k}\alpha}^\dagger c_{\mathbf{k}\alpha} + \sum_{\nu\alpha j} \left(V_{j\mathbf{k}}^\alpha c_j^\dagger c_{\mathbf{k}\alpha} + \text{H.c.} \right), \quad (1)$$

where c_j^\dagger , c_j and E_0 are, respectively, creation and annihilation operators and energies for QD localized states, $c_{\mathbf{k}\alpha}^\dagger$, $c_{\mathbf{k}\alpha}$, and $\mathcal{E}_{\mathbf{k}}^\alpha$ are those for 2DEG states ($\alpha = L, R$), and $V_{j\mathbf{k}}^\alpha$ is transition matrix element between localized and 2DEG states. We assume that direct tunneling between QDs is weak and do not include interdot coupling in Hamiltonian (1). We also assume that magnetic field, to be included below, is too weak to cause significant Zeeman splitting and suppress spin indices throughout. The zero-temperature conductance through a system of N QDs is given by [32]

$$G = \frac{e^2}{\pi\hbar} \text{Tr} \left(\hat{\Gamma}^R \frac{1}{E_F - E_0 - \hat{\Sigma}} \hat{\Gamma}^L \frac{1}{E_F - E_0 - \hat{\Sigma}^\dagger} \right), \quad (2)$$

where $\Sigma_{ij} = \Sigma_{ij}^L + \Sigma_{ij}^R$ is self-energy matrix of QD states

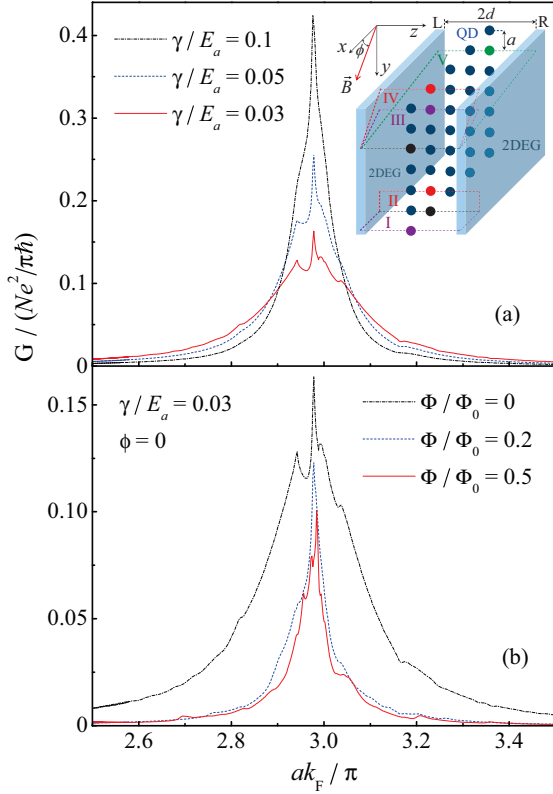


FIG. 1. (Color online) Normalized conductance vs. electron Fermi momentum. (a) Emergence of sidebands for zero-field conductance with decreasing 2DEG scattering rate. (b) Conductance lineshape change with varying in-plane magnetic field. Inset: Schematic view of a QD lattice placed between 2DEGs with several closed electron pathways.

due to coupling to electron states in left and right 2DEGs,

$$\Sigma_{ij}^\alpha = \sum_{\nu} \frac{V_{i\mathbf{k}}^\alpha V_{\mathbf{k}j}^\alpha}{E_F - \mathcal{E}_{\mathbf{k}}^\alpha + i\gamma_\alpha} = \Delta_{ij}^\alpha - \frac{i}{2}\Gamma_{ij}^\alpha. \quad (3)$$

Here the principal and singular parts of Σ_{ij}^α determine the energy matrix Δ_{ij}^α and the decay matrix Γ_{ij}^α , respectively, and the trace is taken over QD lattice sites. The transition matrix element can be presented as [4] $V_{jk}^\alpha = A^{-1/2} e^{i\mathbf{k}\cdot\mathbf{r}_j} t_\alpha$, where \mathbf{k} and \mathbf{r}_j are, respectively, the electron momentum and coordinate in 2DEGs, t_α is the tunneling amplitude between QD and 2DEG, and $A = Na^2$ is the normalization area. We assumed that the barrier is sufficiently high and neglected dependence of t_α on energy [4]. Then the self-energy (3) takes the form $\Sigma_{ij}^\alpha = t_\alpha^2 G_\alpha(\mathbf{r}_i - \mathbf{r}_j)$, where $G_\alpha(\mathbf{r}_i - \mathbf{r}_j)$ is the electron Green function between QD lattice sites projected onto 2DEG planes.

The coupling between the QD lattice states and the continuum of electronic states in 2DEGs gives rise to *in-plane* quasimomentum \mathbf{p} that conserves across the system [31]. The 2DEG momentum space \mathbf{k} splits into Bloch bands $\mathbf{k} = \mathbf{g} + \mathbf{p}$, where $\mathbf{g} = (2\pi m/a, 2\pi n/a)$ are recip-

rocal lattice vectors (m and n are integers) and \mathbf{p} lies in the first 2D Brillouin zone ($-\pi/a < p_x, p_y < \pi/a$). The energy spectrum of QD lattice states can be obtained by performing Fourier transform of self-energy matrix Eq. (3) as $\Sigma_{ij}^\alpha = N^{-1} \sum_{\mathbf{p}} e^{i\mathbf{p}\cdot(\mathbf{r}_i - \mathbf{r}_j)} \Sigma_{\mathbf{p}}^\alpha$, where

$$\Sigma_{\mathbf{p}}^\alpha = \frac{t_\alpha^2}{a^2} \sum_{\mathbf{g}} G_{\mathbf{p}+\mathbf{g}}^\alpha = \frac{t_\alpha^2}{a^2} \sum_{\mathbf{g}} \frac{1}{E_F - \mathcal{E}_{\mathbf{g}+\mathbf{p}}^\alpha + i\gamma_\alpha}. \quad (4)$$

Here $G_{\mathbf{g}+\mathbf{p}}^\alpha$ is the momentum space 2DEG Green function of band \mathbf{g} electron having quasimomentum \mathbf{p} , $\mathcal{E}_{\mathbf{g}+\mathbf{p}}^\alpha = \hbar^2 (\mathbf{g} + \mathbf{p})^2 / 2m_\alpha$ is its dispersion (m_α is the electron mass), and γ_α is its scattering rate. In momentum space, the self-energy $\Sigma_{\mathbf{p}}^\alpha = \Delta_{\mathbf{p}}^\alpha - \frac{i}{2}\Gamma_{\mathbf{p}}^\alpha$ is a complex function of \mathbf{p} that determines QD lattice band dispersion, $E_{\mathbf{p}} = E_0 + \Delta_{\mathbf{p}}^L + \Delta_{\mathbf{p}}^R$, and its decay width, $\Gamma_{\mathbf{p}}^L + \Gamma_{\mathbf{p}}^R$, due to the coupling to left and right 2DEGs.

We now include an in-plane magnetic field \mathbf{B} tilted by angle ϕ relative to the x -axis (see inset in Fig. 1) through vector potential $\mathbf{A} = (B_y z, -B_x z, 0)$. This leads to momentum shift in the left and right 2DEGs, located at $z = -d$ and $z = d$, respectively, as $\mathbf{k} + (e/\hbar c)\mathbf{A}^\alpha$, where $\mathbf{A}^{L,R} = \mp dB(\sin\phi, -\cos\phi)$. In the presence of QD lattice, the momentum space in left or right 2DEG is now split as $\mathbf{k}^\alpha = \mathbf{g}_B^\alpha + \mathbf{p}$, where

$$\mathbf{g}_B^{L,R} = \frac{2\pi}{a} \left(m \mp \frac{\Phi}{2\Phi_0} \sin\phi, n \pm \frac{\Phi}{2\Phi_0} \cos\phi \right). \quad (5)$$

is field-dependent band wavevector. Here $\Phi = 2daB$ is magnetic flux through the *elementary area* enclosed by pathways running between 2DEGs (pathways I or II in Fig. 1 inset) and $\Phi_0 = hc/e$ is the flux quantum. The field-dependence of $\mathbf{g}_B^{L,R}$ in 2DEG electron dispersion, $\mathcal{E}_{\mathbf{g}_B^\alpha + \mathbf{p}}^\alpha$, translates to field-dependence of QD lattice self-energy, $\Sigma_{\mathbf{p}}^\alpha(B) = \Delta_{\mathbf{p}}^\alpha(B) - \frac{i}{2}\Gamma_{\mathbf{p}}^\alpha(B)$, still given by Eq. (4) but with \mathbf{g} replaced by \mathbf{g}_B^α . Finally, the array conductance is obtained via Fourier transform of Eq. (2) as

$$G = \frac{Ne^2}{\pi\hbar} a^2 \int \frac{d\mathbf{p}}{(2\pi)^2} \frac{\Gamma_{\mathbf{p}}^L \Gamma_{\mathbf{p}}^R}{(E_F - E_{\mathbf{p}})^2 + \frac{1}{4}(\Gamma_{\mathbf{p}}^L + \Gamma_{\mathbf{p}}^R)^2}, \quad (6)$$

where \mathbf{p} -integral is taken over 2D Brillouin zone. The field dependence of $G(B)$ comes from those of QD lattice band dispersion $E_{\mathbf{p}}(B) = E_0 + \Delta_{\mathbf{p}}^L(B) + \Delta_{\mathbf{p}}^R(B)$ and its width $\Gamma_{\mathbf{p}}^\alpha(B)$.

Changing the magnetic field magnitude may cause a 2DEG electron to jump to another band, according to Eq. (5). Since QD lattice energy spectrum, $E_{\mathbf{p}}(B) - i\Gamma_{\mathbf{p}}^\alpha(B)/2$, includes contributions from all 2DEG bands, these field-induced interband transitions lead to oscillatory behavior of $E_{\mathbf{p}}(B)$ and $\Gamma_{\mathbf{p}}^\alpha(B)$ which, in turn, gives rise to AB conductance oscillations. Importantly, depending on field orientation ϕ , interband transitions for x and y components of \mathbf{g}_B^α can take place at *different* field values. For example, for \mathbf{B} oriented along x or y

axes ($\phi = 0$ or $\pi/2$), only one component of \mathbf{g}_B^α can jump to the next value ($n \rightarrow n \pm 1$ or $m \rightarrow m \mp 1$) with changing field magnitude [see Eq. (5)]; in real space, only surfaces' projection onto (yz) or (xz) planes, respectively, would contribute to oscillations (e.g., either pathways II or I in Fig. 1 inset). However, for $\phi = \pi/4$, interband transitions simultaneously take place for both components of \mathbf{g}_B^α ($n \rightarrow n \pm 1$ and $m \rightarrow m \mp 1$), i.e., pathways I and II would lead to similar oscillations. Note that an interband transition involves contributions from many pathways, but, due to the square lattice symmetry, only two independent sets of oscillations in 2D momentum space, described by Eq. (5), are generated by all electron pathways. For general field orientation, these two oscillation sets are incommensurate, implying that the resulting AB oscillations pattern is *aperiodic*. The AB beats are periodic for a field orientation that renders commensurate interband transitions of \mathbf{g}_B^α components, i.e., for $\tan \phi = p/q$, where p and q are integers. In other words, the fluxes penetrating projections of a surface, enclosed by an electron pathway, onto (yz) and (xz) planes must be commensurate, which only takes place, given the lattice symmetry, if the magnetic field slope is a rational number.

Below we present numerical calculations for symmetric configuration, i.e., for QD lattice at midpoint between similar quantum wells ($\gamma_\alpha = \gamma$ and $m_\alpha = m$, $t_\alpha = t$). The lattice constant was chosen to set $E_0 = 9E_a$, where $E_a = \pi^2 \hbar^2 / 2ma^2$ is geometric energy scale associated with the lattice, so that transmission resonance $E_F = E_0$ occurs at Fermi momentum $k_F = 3\pi/a$. The 2DEG electron width $\gamma = \hbar v_F / l$ due to elastic scattering was varied in the range from $0.01E_a$ to $0.1E_a$, yielding l/a in the range from 20 to 200; for lattice period $a = 20$ nm, this corresponds to low-to-intermediate 2DEG mobility in the range $10^4 - 10^6$ cm²/Vs.

In Fig. 1(a), zero-field per QD normalized conductance is shown for several values of γ . For low mobility 2DEG with $\gamma/E_a = 0.1$, the conductance shows a single peak centered at QD resonance with weak shoulders on the left and right sides. With decreasing γ , these shoulders develop into sidebands while the main peak gets slightly shifted. These features are due to appearance of new resonances in the integrand of Eq. (6) satisfying $E_F = E_p$ originating from QD lattice coupling to 2DEGs [see Eq. (4)]. At the same time, with decreasing γ , the electron escape rate from the QD lattice to 2DEG, $\Gamma_p = -2\text{Im}\Sigma_p$, becomes a sharp function of E_F . The combination of these two factors results in sharp features near the resonance and in the emergence of minor features away from it, the latter coming from neighboring bands.

An in-plane magnetic field leads to significant decrease of the overall conductance and to a change of sidebands' positions and widths [see Fig. 1(b)]. While the latter behavior reflects the field dependence of $E_F = E_p(B)$ resonances, the amplitude drop comes from the change of

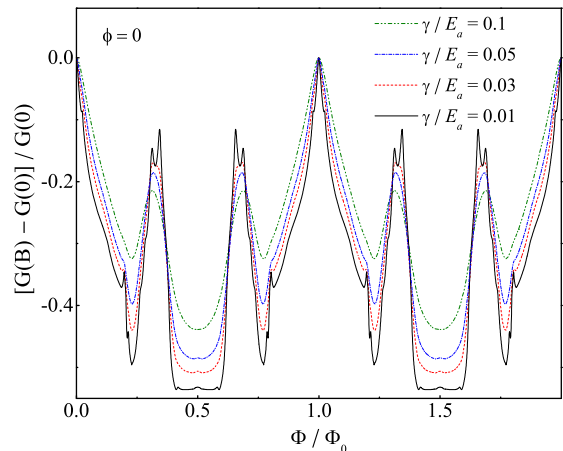


FIG. 2. (Color online) AB oscillations of magnetoconductance for 2DEG scattering rate γ in the range $0.1E_a - 0.01E_a$. With increasing 2DEG mobility, the oscillation pattern develops fine structure associated with longer electron pathways.

interference between tunneling paths caused by AB flux. Sweeping the magnetic field reveals pronounced AB oscillations of peak conductance with amplitude exceeding half of its zero-field value (see Fig. 2). For $\phi = 0$, the largest period in AB oscillations pattern, in units of flux through elementary area $S_0 = 2da$, is provided by pathways enclosing surfaces that project area S_0 onto the (yz) plane, e.g., pathways II, III, and V in Fig. 1 inset, while strong half period beats come from pathways enclosing area $2S_0$ when projected onto (yz) plane, e.g., pathway IV. With decreasing γ , conductance oscillations develop *fine structure* due to the short-period beats coming from longer pathways.

Tilting the magnetic field reveals a dramatic increase of fine structure complexity due to the reduction of pathways degeneracies, which are maximal for \mathbf{B} oriented along lattice axes (see Fig. 3). Individual beats in the AB oscillation pattern correspond to specific pathways traversed by an electron, i.e., varying magnetic field enumerates the pathways by highlighting those with surfaces accommodating integer AB flux (in units of Φ_0). Note that pathway degeneracies persist for any rational field slope (i.e., $\tan \phi = p/q$); e.g., for $\tan \phi = 1$, the pathways I and II accommodate the same flux $\Phi / \sqrt{2}$ corresponding to the largest period in panel (a). By changing the field slope, a substantially different oscillation pattern is generated that highlights a different set of pathways. For example, for $\tan \phi = 1/2$ [see panel (b)], the pathways I and II are now distinct by producing beats with periods 2.24 and 1.12, respectively (in units of Φ). Note also that, for any rational slope, there are "missing" pathways that do not produce AB beats, e.g., pathway I for $\phi = 0$, II for $\phi = \pi/2$, III for $\phi = \pi/4$, IV for $\tan \phi = 2$, and V for $\tan \phi = 1/4$. For general field slope, however, the AB oscillation pattern has no periodic structure and there

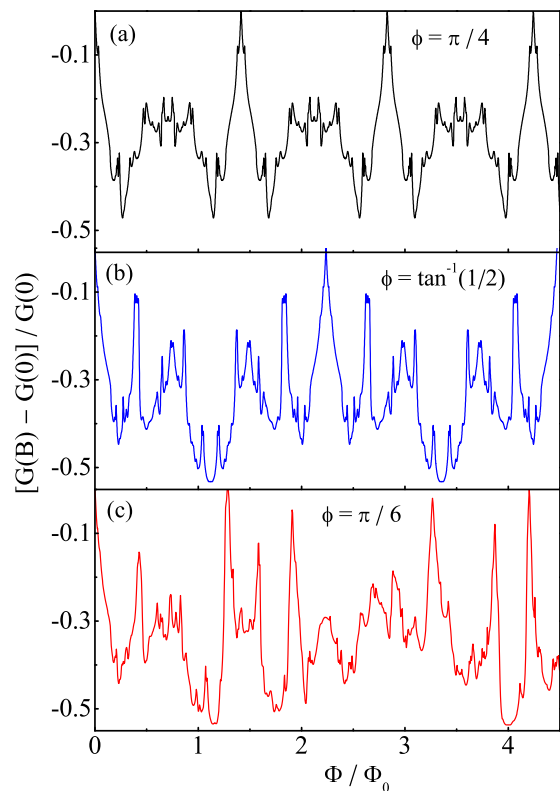


FIG. 3. (Color online) AB oscillations of magnetoconductance for magnetic field slope equal 1 (a), $1/2$ (b) and $3^{-1/2}$ (c). Oscillation pattern in panel (c) is aperiodic.

are no degenerate or missing pathways. An example of aperiodic beats for $\tan \phi = 3^{-1/2}$ is shown in panel (c).

In summary, we have shown that tunneling current through a periodic array of quantum dots sandwiched between 2D electron gases in quantum wells exhibits a highly complex pattern of Aharonov-Bohm oscillations originating from multiple pathways that electron traverses in the course of transport. For high mobility samples, the AB beats corresponding to individual pathways are well resolved and could allow tracking electron motion in the system by sweeping the magnetic field. We find that oscillations pattern is aperiodic unless the magnetic field slope relative to the lattice axes is a rational number.

This work was supported by the NSF under Grant No. DMR-1206975 and CREST center.

-
- [1] A. Yacoby, M. Heiblum, D. Mahalu, and H. Shtrikman, *Phys. Rev. Lett.* **74**, 4047 (1995).
 [2] R. Schuster, E. Buks, M. Heiblum, D. Mahalu, V. Umansky, and H. Shtrikman, *Nature* **385**, 417 (1997).
 [3] E. Buks, R. Schuster, M. Heiblum, D. Mahalu, and V.

- Umansky, *Nature* **391**, 871 (1998).
 [4] T. V. Shahbazyan and M. E. Raikh, *Phys. Rev. B* **49**, 17123 (1994).
 [5] A. W. Holleitner, C. R. Decker, H. Qin, K. Eberl, and R. H. Blick, *Phys. Rev. Lett.* **87**, 256802 (2001).
 [6] M. Sigrist, T. Ihn, K. Ensslin, D. Loss, M. Reinwald, and W. Wegscheider, *Phys. Rev. Lett.* **96**, 036804 (2006).
 [7] T. Hatano, T. Kubo, Y. Tokura, S. Amaha, S. Teraoka, and S. Tarucha, *Phys. Rev. Lett.* **106**, 076801 (2011).
 [8] D. Loss and E. V. Sukhorukov, *Phys. Rev. Lett.* **84**, 1035 (2000).
 [9] J. König and Y. Gefen, *Phys. Rev. Lett.* **86**, 3855 (2001).
 [10] Y. Gefen, Y. Imry, and M. Ya. Azbel, *Phys. Rev. Lett.* **52**, 129 (1984).
 [11] R.A. Webb, S. Washburn, C.P. Umbach, and R.B. Laibowitz, *Phys. Rev. Lett.* **54**, 2696 (1985).
 [12] V. Chandrasekhar, M. J. Rooks, S. Wind, and D. E. Prober, *Phys. Rev. Lett.* **55**, 1610 (1985).
 [13] G. Cernicchiaro, T. Martin, K. Hasselbach, D. Mailly, and A. Benoit, *Phys. Rev. Lett.* **79**, 273 (1997).
 [14] H. Ajiki, T. Ando, *Physica B* **201**, 349 (1994).
 [15] A. Bachtold, C. Strunk, J.-P. Salvetat, J.-M. Bonard, L. Forró, T. Nussbaumer, and C. Schönberger, *Nature* **397**, 673 (1999).
 [16] S. Zaric, G. N. Ostojic, J. Kono, J. Shaver, V. C. Moore, M. S. Strano, R. H. Hauge, R. E. Smalley, and X. Wei, *Science* **304**, 1129 (2004).
 [17] S. Russo, J. B. Oostinga, D. Wehenkel, H. B. Heersche, S. S. Sobhani, L. M. K. Vandersypen, and A. F. Morpurgo, *Phys. Rev. B* **77**, 085413 (2008).
 [18] M. Huefner, F. Molitor, A. Jacobsen, A. Pioda, C. Stampfer, K. Ensslin and T. Ihn, *New J. Phys.* **12** 043054 (2010).
 [19] D. Weiss, K. v. Klitzing, K. Ploog, and G. Weinmann, *Europhys. Lett.* **8**, 179 (1989).
 [20] R. W. Winkler, J. P. Kotthaus, and K. Ploog, *Phys. Rev. Lett.* **62**, 1177 (1989).
 [21] P. H. Beton, E. S. Alves, P. C. Main, L. Eaves, N. W. Dellow, M. Henini, O. H. Hughes, S. P. Beaumont, and S. D. W. Wilkinson, *Phys. Rev. B* **42**, 9229 (1990).
 [22] E. S. Alves, P. H. Beton, M. Henini, L. Eaves, P. C. Main, O. H. Hughes, G. A. Toombs, S. P. Beaumont, and S. D. W. Wilkinson, *J. Phys. Condens. Matter*, **1**, 8257 (1989).
 [23] D. Weiss, K. v. Klitzing, K. Ploog, and G. Weinmann, *Surf. Sci.* **229**, 88 (1990).
 [24] H. Fang and P. J. Stiles, *Phys. Rev. B* **41**, 10171 (1990).
 [25] R. R. Gerhardts, D. Weiss, and U. Wulf, *Phys. Rev. B* **43**, 5192 (1991).
 [26] K. Ensslin and P. Petroff, *Phys. Rev. B* **41**, 12307 (1990).
 [27] D. Weiss, M. L. Roukes, A. Menschig, P. Grambow, K. v. Klitzing, and G. Weinmann, *Phys. Rev. Lett.* **66**, 2790 (1991).
 [28] A. Lorke, J. P. Kotthaus, and K. Ploog, *Phys. Rev.* **44**, 3447 (1991).
 [29] D. Weiss, K. Richter, A. Menschig, R. Bergmann, H. Schweizer, K. v. Klitzing, and G. Weinmann, *Phys. Rev. Lett.* **70**, 4118 (1993).
 [30] R. R. Gerhardts, D. Weiss, and K. v. Klitzing, *Phys. Rev. Lett.* **62**, 1173 (1989).
 [31] L. S. Petrosyan, A. S. Kirakosyan, and T. V. Shahbazyan, *Phys. Rev. Lett.* **107**, 196802 (2011).
 [32] T. Brandes, *Phys. Rep.* **408**, 315 (2005).