

RECENT RESULTS ON QUARKONIUM-(LIKE) STATES AT BELLE

K. CHILIKIN (FOR THE BELLE COLLABORATION)
*Institute for Theoretical and Experimental Physics,
 117218, Bolshaya Chermuskinskaya 25, Moscow, Russia*

Recent results on quarkonium and quarkonium-like states at Belle are presented.

1 Bottomonium results

1.1 Measurement of $e^+e^- \rightarrow b\bar{b}$ and $e^+e^- \rightarrow \Upsilon\pi^+\pi^-$ crosssections

The crosssections of $e^+e^- \rightarrow b\bar{b}$ and $e^+e^- \rightarrow \Upsilon\pi^+\pi^-$ in the region of the $\Upsilon(5S)$ and $\Upsilon(6S)$ resonances were measured. The results are shown in Fig. 1. Decays of the $\Upsilon(6S)$ to $\Upsilon(1S, 2S, 3S)\pi^+\pi^-$ are observed. The R_X (ratios of the process X crosssection to $e^+e^- \rightarrow \mu^+\mu^-$ crosssection) at 10.865 GeV are found to be: $R_{\Upsilon(1S)\pi^+\pi^-} = (2.4 \pm 0.1 \pm 0.7) \times 10^{-3}$, $R_{\Upsilon(2S)\pi^+\pi^-} = (4.2 \pm 0.2 \pm 1.1) \times 10^{-3}$, $R_{\Upsilon(3S)\pi^+\pi^-} = (1.3 \pm 0.1 \pm 0.5) \times 10^{-3}$. The mass of the $Y(5S)$ is measured; the result is $10880.4 \pm 0.9 \pm 1.4$ MeV/ c^2 for the $b\bar{b}$ sample and $10884.6 \pm 1.4 \pm 1.1$ MeV/ c^2 for the $\Upsilon\pi^+\pi^-$ sample.

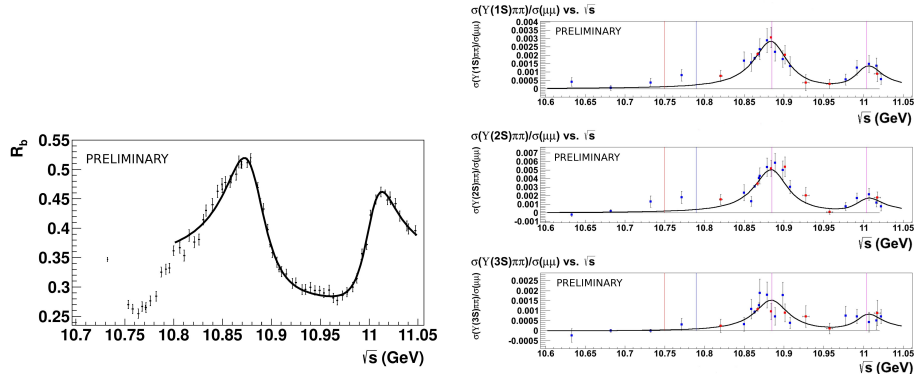


Figure 1 – Crosssections of $e^+e^- \rightarrow b\bar{b}$ and $e^+e^- \rightarrow \Upsilon\pi^+\pi^-$.

1.2 Observation of $\Upsilon(4S) \rightarrow h_b\eta$

The decay $\Upsilon(4S) \rightarrow h_b\eta$ was observed. The η is reconstructed in $\eta \rightarrow \gamma\gamma$ decay mode. The background-subtracted distribution of the η recoil mass is shown in Fig. 2; the signal significance is 17σ . The branching fraction is found to be $\mathcal{B}(\Upsilon(4S) \rightarrow h_b\eta) = (1.83 \pm 0.16 \pm 0.17) \times 10^{-3}$. The same process with $h_b \rightarrow \gamma\eta_b$ is also studied. The difference of $\eta\gamma$ and η recoil masses is shown in Fig. 2. The branching fraction of $h_b \rightarrow \gamma\eta_b$ is found to be $(52.8 \pm 4.7 \pm 4.2)\%$; the

difference of η_b and h_b masses is $M(\eta_b) - M(h_b) = -494.0 \pm 1.3 \pm 2.8 \text{ MeV}/c^2$, and η_b width is $\Gamma(\eta_b) = 10.7 \pm 2.3 \pm 3.7 \text{ MeV}$.

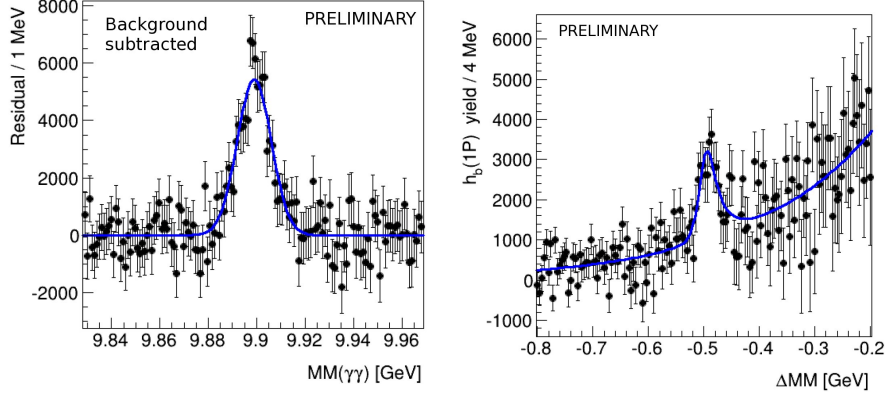


Figure 2 – The η recoil mass and the difference of $\eta\gamma$ and η recoil masses.

2 Charmonium results

2.1 Observation of $Z_c(4430)^+$

The $Z_c(3900)^+$ was observed in $J/\psi\pi$ invariant mass distribution in $Y(4260) \rightarrow J/\psi\pi^+\pi^-$ (this state was also observed by BESIII Collaboration² simultaneously). The cross-section of $J/\psi\pi^+\pi^-$ via ISR and the distribution of the maximal $J/\psi\pi$ invariant mass ($\max(M(J/\psi\pi^+), M(J/\psi\pi^-))$) in the $Y(4260)$ region defined as $4.15 \text{ GeV}/c^2 < M(J/\psi\pi^+\pi^-) < 4.45 \text{ GeV}/c^2$ are shown in Fig. 3. The resulting parameters of the $Z_c(3900)^+$ are $M = 3894.5 \pm 6.6 \pm 4.5 \text{ MeV}$, $\Gamma = 63 \pm 24 \pm 26 \text{ MeV}$, $\mathcal{B}(Y(4260) \rightarrow Z_c(3900)^\pm \pi^\pm) \times \mathcal{B}(Z_c(3900)^\pm \rightarrow \pi^\pm J/\psi) / \mathcal{B}(Y(4260) \rightarrow J/\psi\pi^+\pi^-) = (29.0 \pm 8.9)\%$.

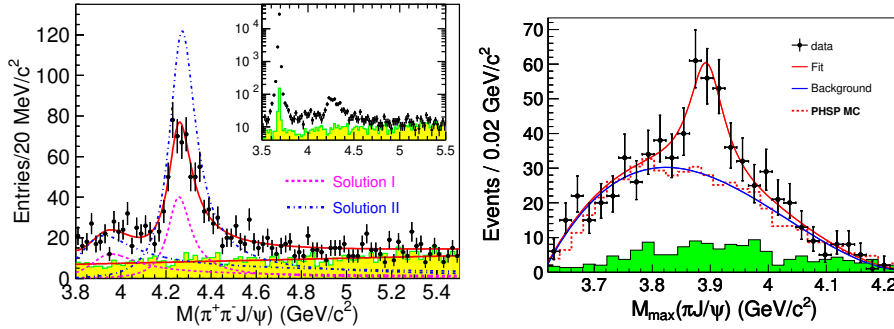


Figure 3 – Cross-section of $J/\psi\pi^+\pi^-$ via ISR and maximal $J/\psi\pi$ invariant mass.

2.2 Analysis of $B^\pm \rightarrow \chi_{c1}\pi^+\pi^-K^\pm$

The decay mode $B^\pm \rightarrow \chi_{c1}\pi^+\pi^-K^\pm$ was observed (the significance is about 20σ ; the ΔE distribution is shown in Fig. 4). The branching fraction is $\mathcal{B}(B \rightarrow \chi_{c1}\pi^+\pi^-K) = (3.94 \pm 0.19 \pm 0.30) \times 10^{-4}$. A search for resonances decaying to $\chi_{c1}\pi^+\pi^-$ was performed. The distribution of $\chi_{c1}\pi^+\pi^-$ invariant mass is shown in Fig. 4. No significant signal is found.

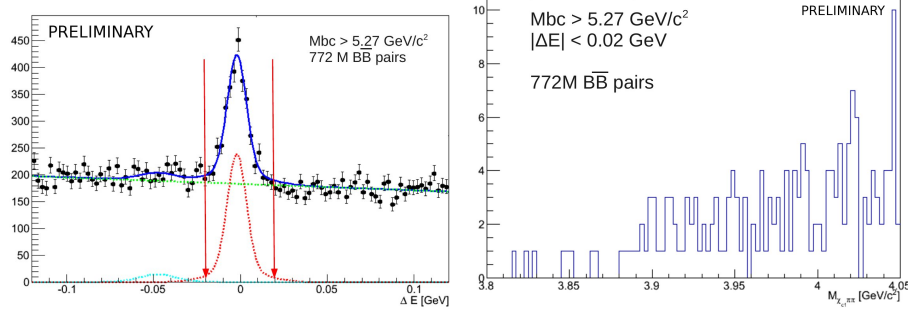


Figure 4 – The ΔE distribution and the $\chi_{c1}\pi^+\pi^-$ invariant mass distribution in the signal region.

2.3 Observation of $B \rightarrow X(3872)K\pi$

The decay mode $B^0 \rightarrow X(3872)K^+\pi^-$ was observed. The ΔE distribution and the $J/\psi\pi^+\pi^-$ invariant mass distribution are shown in Fig. 5. The branching fraction product is found to be $\mathcal{B}(B^0 \rightarrow X(3872)K^+\pi^-) \times \mathcal{B}(X(3872) \rightarrow J/\psi\pi^+\pi^-) = (8.6 \pm 1.3_{-0.8}^{+0.5}) \times 10^{-6}$. The $K^*(892)$ fraction is 0.29 ± 0.08 .

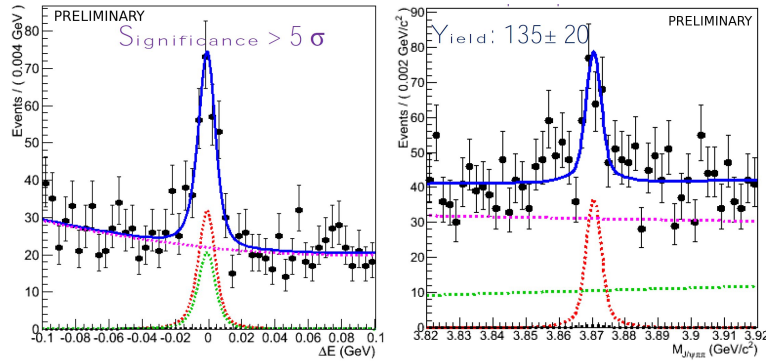


Figure 5 – The ΔE distribution and the $J/\psi\pi^+\pi^-$ invariant mass distribution in the signal region.

2.4 Measurement of the $Z_c(4430)^+$ quantum numbers

An amplitude analysis of $B^0 \rightarrow \psi'K^+\pi^-$ was performed, and the spin and parity of the $Z_c(4430)^+$ has been measured³. The $Z_c(4430)^+$ signal is added to the amplitude with different J^P hypotheses. The preferred assignment of the quantum numbers is 1^+ . The exclusion levels of the 0^- , 1^- , 2^- and 2^+ hypotheses are 3.4σ , 3.7σ , 4.7σ and 5.1σ , respectively. Projection of the fit results with and without the $Z_c(4430)^+$ ($J^P = 1^+$) onto $M^2(\psi'\pi)$ is shown in Fig. 6. The mass and width of the $Z_c(4430)^+$ are $M = 4485_{-22-11}^{+22+28}$ MeV/ c^2 , $\Gamma = 200_{-46-35}^{+41+26}$ MeV.

2.5 Amplitude analysis of $B \rightarrow J/\psi K\pi$

An amplitude analysis of $B^0 \rightarrow J/\psi K^+\pi^-$ was performed. Projections of the fit results onto $M^2(J/\psi\pi)$ are shown in Fig. 7. A new Z_c^+ state is observed with 7.2σ significance; the preferred quantum numbers are $J^P = 1^+$. It is referred to as the $Z_c(4200)^+$. The exclusion levels of the 0^- , 1^- , 2^- , 2^+ hypotheses are 6.7σ , 7.7σ , 5.2σ , 7.6σ . The mass and width of the $Z_c(4200)^+$ are $M = 4196_{-29-6}^{+31+17}$ MeV/ c^2 , $\Gamma = 370_{-70-85}^{+70+70}$ MeV. In addition, evidence for $Z_c(4430)^+ \rightarrow J/\psi\pi^+$ is found.

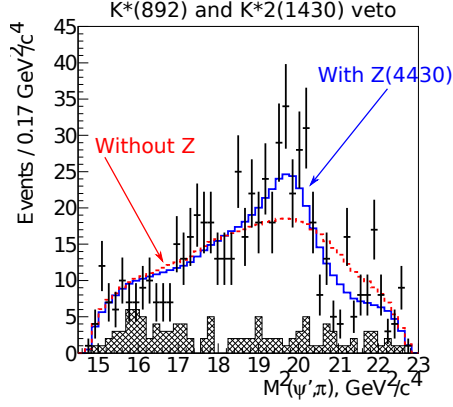


Figure 6 – Projection of the fit results with and without the $Z_c(4430)^+$.

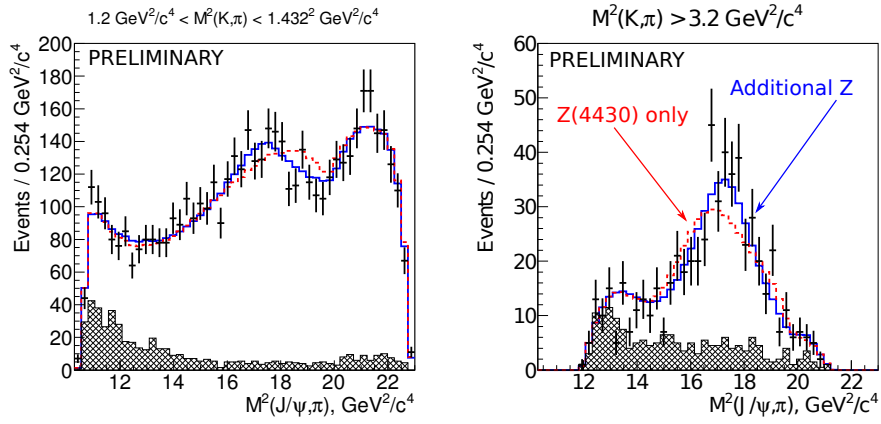


Figure 7 – Projection of the fit results with and without the $Z_c(4200)^+$.

Acknowledgments

This work is supported by Russian Foundation for Basic Research grant 14-02-01220 and by the Russian Ministry of Education and Science contract 14.A12.31.0006.

References

1. Z. Q. Liu *et al.* (Belle Collaboration), *Phys. Rev. Lett.* **110**, 252002 (2013).
2. M. Ablikim *et al.* (BESIII Collaboration), *Phys. Rev. Lett.* **110**, 252001 (2013).
3. K. Chilikin *et al.* (Belle Collaboration), *Phys. Rev. D* **88**, 074026 (2013).