

Screening of a single impurity and Friedel oscillations in Fermi liquids

Banhi Chatterjee and Krzysztof Byczuk

Institute of Theoretical Physics, Faculty of Physics, University of Warsaw, ul.Pasteura 5, PL-02-093, Warsaw, Poland

E-mail: Banhi.Chatterjee@fuw.edu.pl

Abstract. We numerically study Friedel Oscillations and screening effect around a single impurity in one- and two-dimensional interacting lattice electrons. The interaction between electrons is accounted for by using a momentum independent self-energy obeying the Luttinger theorem. It is observed in one-dimensional systems that the amplitude of oscillations is systematically damped with increasing the interaction while the period remains unchanged. The variation of screening charge with the impurity potential is discussed. We see that the screening charge is suppressed by the interactions. In case of two-dimensional systems the surface oscillations around the impurity are more localized with increasing the interactions.

1. Introduction

The screening of impurities and density oscillations are characteristic phenomena for quantum many-body fermionic systems. These ripples are known as Friedel Oscillations (FO) [1]. Classically no ripples are observed around the impurity. The finite wavelength of the electron is attributed as the cause of the FO. Several experimental studies have been conducted on FO. E.g., in 1981 Binnig *et al.* [2] observed FO using Scanning Tunnel Microscopy (STM) [3]. In 1990 Eigler and Schweizer observed FO in quantum corrals on Cu(111) surface at 4K [4]. Hasegawa *et al.* observed FO at 5K on Si(111)Ag surface [5]. Most of the theoretical and experimental studies have been conducted for non-interacting or weakly interacting systems till now [6, 7, 8, 9, 10]. An exception is the study of one-dimensional Luttinger liquid where a strong renormalisation of FO has been found theoretically by Matveev *et al.* [11]. Thus it is of potential interest to study further the phenomenon of FO in correlated electronic systems in higher dimensions where Landau quasiparticles exist [12]. In this paper we theoretically address the question if interaction between electrons affects the amplitude, the period, and the phase of FO, and how. We conduct our study for 1D and 2D systems assuming that they are in a Fermi liquid state which allows us to investigate the influence of dimensionality on FO.

2. Model and Formalism

We consider a lattice system with the one-particle Hamiltonian

$$H_0 = \sum_{ij} t_{ij} a_i^\dagger a_j + \sum_i V_i a_i^\dagger a_i, \quad (1)$$

where a_i (a_i^\dagger) is the annihilation (creation) fermionic operator on the i^{th} site and t_{ij} is the hopping matrix element between the i^{th} and j^{th} site. The inhomogeneous potential is V_i . We will focus on one-dimensional (1D) and two-dimensional (2D) lattices in the presence of a single site impurity, which is modelled by assuming that $V_i = V_0 \delta_{ii_{\text{imp}}}$, where i_{imp} is the impurity site. The nearest neighbour hopping $t = 1$ sets the energy units.

When the interaction between the electrons is present this Hamiltonian must be extended by adding the corresponding interaction term H_{int} . The one-particle properties are found from the one-particle Green's Function $G(\omega)$ in the frequency ω space, which in the real-space (lattice) representation obeys the matrix Dyson equation [13, 14].

$$\mathbb{G}(\omega) = [\mathbb{G}_0^{-1} - \mathbb{\Sigma}(\omega)]^{-1}, \quad (2)$$

where

$$\mathbb{G}_0(\omega) = [(\omega + \mu)\mathbb{1} - \mathbb{H}_0]^{-1}, \quad (3)$$

and $\mathbb{\Sigma}(\omega)$ is a self-energy matrix which takes into account all interaction effects. The non-interacting Green's Function $\mathbb{G}_0(\omega)$ is determined from the Hamiltonian (1) in a matrix representation \mathbb{H}_0 . The chemical potential is denoted by μ .

In accordance with the Real Space Dynamical Mean-Field Theory (R-DMFT) approximation we assume that the self-energy matrix is diagonal, i.e. $\Sigma_{ij}(\omega) = \Sigma_i(\omega)\delta_{ij}$ [15, 16, 17, 18, 19]. Solving the full R-DMFT self-consistent equations is computationally exhaustive. Therefore in order to have an initial insight about FO in interacting systems we consider only the model self-energy obeying the Luttinger Theorem in the following form,

$$\Sigma(\omega) = g \frac{a \omega}{(\omega + i a)} \frac{b}{(\omega + i b)}, \quad (4)$$

where a, b, g are real, positive parameters [20, 21]. The electronic correlations in our system is varied by tuning the parameter g . The model self-energy has proper Fermi liquid properties at small ω and correct asymptotics at large ω .

The FO in the interacting systems are investigated by computing the local spectral function

$$A_i(\omega) = -\frac{1}{\pi} \text{Im } G_{ii}(\omega), \quad (5)$$

where we used the analytical continuation $\omega \rightarrow \omega + i0^+$. Finally, we compute the local site occupation from

$$n_i = \int_{-\infty}^{+\infty} A_i(\omega) f(\omega) d\omega, \quad (6)$$

where $f(\omega) = 1/(1 + \exp(\beta\omega))$ is the Fermi-Dirac distribution function and $\beta = 1/kT$ is the inverse of the temperature. The chemical potential μ is fixed by preserving the average density of particles

$$\bar{n} = \frac{1}{N_L} \sum_{i=1}^{N_L} n_i, \quad (7)$$

where N_L is the number of lattice sites.

3. Results and Discussions

The local occupation (6) is determined by inverting numerically the equation (2) for the Green's Function. We used the Periodic Boundary Condition (PBC) for a finite 1D and 2D lattices. The inverse of the temperature $\beta = 10000$ in all cases and μ corresponds to the half-filled band.

3.1. 1D interacting system

In Fig. 1 we present the local occupation n_i in a one-dimensional lattice with $N_L = 50$ sites where the impurity is located at the 20th site. The repulsive potential is $V_0 = 2$. The particles are repelled from the impurity site and the screening cloud is built around it. We can clearly see the characteristic FO. The screening cloud is seen for all g parameters, however, the amplitudes of the density oscillations is suppressed. The period of oscillations remains unchanged. We observe

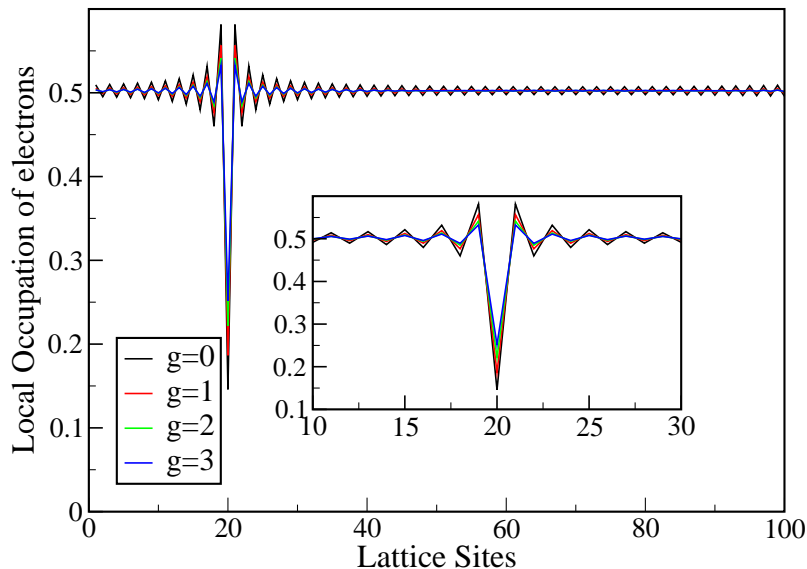


Figure 1. Variation of the local occupation and FO in presence of the single impurity potential $V_0 = 2.0$ placed at 20th site in a 1D lattice chain. Different colours correspond to different electronic interactions. The inset shows behaviour of FO in the neighbourhood of the impurity site.

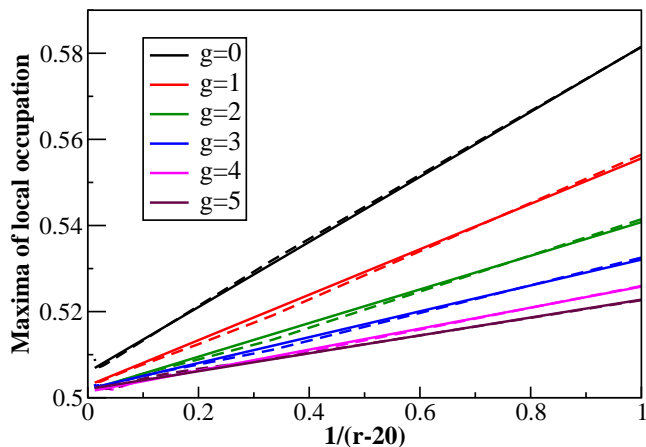


Figure 2. The maxima of local occupations decay inversely with the distance from the impurity site, i.e. $A/|r - 20|$. Solid lines show the data while dotted lines show linear fits.

In the non-interacting case in a continuum the density of particles is asymptotically described by

$$n(r) = n(0) + A \frac{\cos(2k_F r + \delta)}{r}, \quad (8)$$

where $n(0)$ is the uniform density, A is the amplitude of FO, δ is the phase shift of the scattered states, k_F is the Fermi momentum, and r measures the relative distance from the impurity. Since for $D = 1$ the Fermi vector k_F is unchanged with using the k -independent self-energy (4) the

period of oscillations must be the same for different g . In addition the phase δ is unchanged as well since we impose the PBC. As seen in Fig. 2 the way how the oscillations decay is described by the $1/r$ law. Due to the interaction only the prefactor A behaves as a decreasing function of g as shown in Fig. 3.

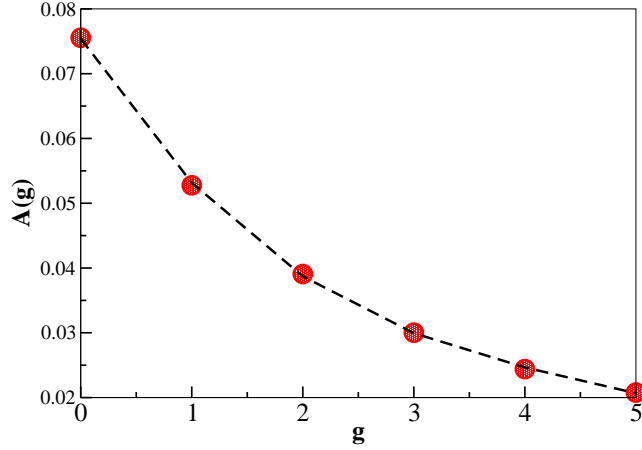


Figure 3. The amplitude of oscillations varies as a decreasing function of g .

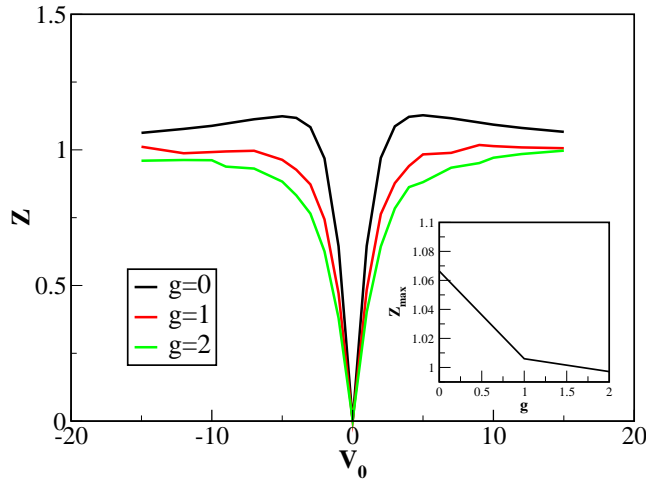


Figure 4. Dependence of the screening charge Z with the impurity potential V_0 for different interactions.

The screening charge, defined by $Z = \sum_i |n_i - \bar{n}|$, depends on V_0 and g as is seen in Fig. 4. By changing V_0 this number increases upto Z_{max} and then saturates and even weakly decreases. We also see that by switching on the interaction, increasing g , the screening density is suppressed. We found that the behaviour of Z is well described by the formula,

$$Z = Z_{max}(g)(1 - e^{-\frac{V_0}{t}}), \quad (9)$$

where $Z_{max}(g)$ decreases with g as is shown in the inset to Fig. 4.

In Fig. 5 we present the Local Density of States (LDOS) at the impurity site for a 1D system. In case of $g = 0$ we see the continuous band together with a peak due to an antibound state at the energy of the order of V_0 . The peak disappears with increasing g and in addition a pseudogap opens at the Fermi energy.

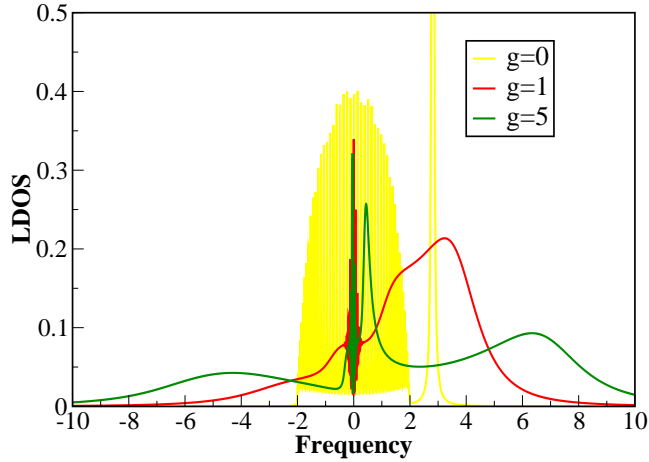


Figure 5. Local Density of States at the impurity site for different interactions. Redistribution of spectral weights occur with increasing g . The antibound state $V_0 = 2$ peak for $g = 0$ has finite width due to the numerical broadening parameter $\eta = 0.008$.

3.2. 2D interacting system

The FO on a surface with non-interacting particles is shown in Fig. 6 where the system has 31 by 31 lattice sites and the impurity $V_0 = -10$ is located at the centre. The symmetry of the square lattice is visible. In Fig. 7 we show the FO in the interacting case with $g = 3$. The FO are more localised due to the interactions and the oscillation pattern is richer.

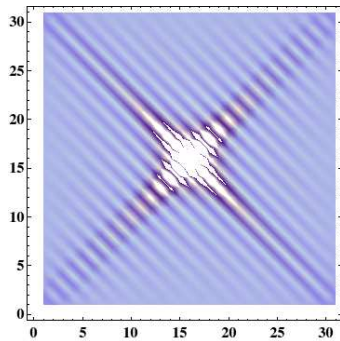


Figure 6. Contour plot of the local occupation n_i for the non-interacting ($g=0$) electrons on a 31 by 31 square lattice with impurity potential $V_0 = -10$ located at the centre.

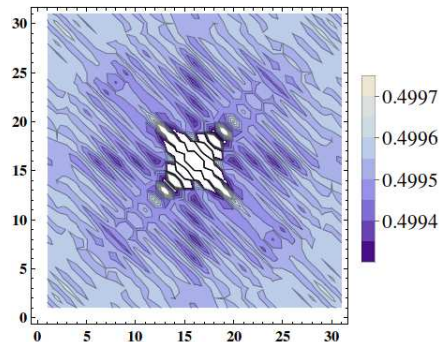


Figure 7. Contour plot of the local occupation n_i for the same system as in Fig. 6 but with $g=3$. Oscillations become more localised with increasing g .

4. Conclusion

We have shown that in Fermi liquids the FO are influenced by electronic correlations. In case of the one-dimensional systems the amplitudes of oscillations are suppressed with the interaction while the the period remains unchanged. In non-interacting and interacting systems the decay of oscillations follows the $1/r$ law. We observed that the saturation of the screening charge is suppressed with increasing g . We proposed a mathematical function describing the relation between the impurity potential and the screening charge. In case of 2D system with a single site impurity we observed that oscillations are more localised and interference patterns appear with increasing g . This work provides us an initial knowledge for future studies of FO in interacting electronic system using the full R-DMFT method. As mentioned earlier experimental studies

on FO have mostly been conducted for non-interacting or weakly interacting system. It can be a challenging and interesting problem to test experimentally our numerical observations on correlated heavy fermionic system using STM [22, 23].

4.1. Acknowledgments

We thank K. Makuch, J. Skolimowski, and D. Vollhardt for discussions. We acknowledge support from the Foundation for Polish Science (FNP) through the TEAM/2010-6/2 project, co-financed by the EU European Regional Development Fund. This research was also supported in part by the Deutsche Forschungsgemeinschaft through TRR 80 (KB).

5. References

- [1] Friedel J 1952 *Philos. Mag.* **43** 153–189
- [2] Binnig G, Rohrer H, Gerber C and Weibel E 1982 *Phys. Rev. Lett.* **49**(1) 57–61
- [3] Güntherodt H J, Wiesendanger R, Ertl G, Gomer R, Mills D L and Lotsch H K V (eds) 1994 *Scanning Tunneling Microscopy I (Springer Series in Surface Sciences vol 20)* (Berlin, Heidelberg: Springer Berlin Heidelberg)
- [4] Eigler D M and Schweizer E K 1990 *Nature* **344** 524–526
- [5] Hasegawa Y, Ono M, Nishigata Y, Nishio T and Eguchi T 2007 *J. of Phys. : Conference Series* **61** 399–403
- [6] Simion G E and Giuliani G F 2005 *Phys. Rev. B* **72** 045127
- [7] Egger R and Grabert H 1995 *Phys. Rev. Lett.* **75**(19) 3505–3508
- [8] Bergmann G 2008 *Phys. Rev. B* **78**(19) 195124
- [9] Grosu I and Tugulan L 2008 *J Supercond Nov Magn* **21** 65–68
- [10] Kroha J 1998 *Proceedings of Aperiodic' 97* vol 1999 (M. de Boissieu, J.-L. Verger-Gaugry and R. Currat, eds.; Distributed by World Scientific pub) p 499
- [11] Matveev K A and Glazman L I 1995 *Quantum Dynamics of Submicron Structures* (Springer) pp 153–168
- [12] Nozieres P 1997 *Theory Of Interacting Fermi Systems* (Westview Press)
- [13] Rickayzen G 1980 *Green's functions and condensed matter* (London;New York Academic Press)
- [14] Doniach S *Green's functions for solid state physicists* (Imperial College Press ; Distributed by World Scientific Pub)
- [15] Snoek M, Titvinidze I, Tóke C, Byczuk K and Hofstetter W 2008 *New J. Phys.* **10** 093008
- [16] Vollhardt D, Byczuk K and Kollar M 2012 *Strongly Correlated Systems* (Springer) pp 203–236
- [17] Potthoff M and Nolting W 1999 *Phys. Rev. B* **59**(4) 2549–2555
- [18] Helmes R W, Costi T A and Rosch A 2008 *Phys. Rev. Lett.* **100**(5) 056403
- [19] Freericks J 2006 *Transport in Multilayered Nanostructures: The Dynamical Mean-field Theory Approach* (Imperial College Press)
- [20] Inoue I, Hase I, Aiura Y, Fujimori A, Haruyama Y, Maruyama T and Nishihara Y 1995 *Phys. Rev. Lett.* **74** 2539
- [21] Byczuk K, Bulla R, Claessen R and Vollhardt D 2002 *Int. J. Mod. Phys. B* **16** 3759–3770
- [22] Aynajian P, da Silva Neto E H, Gyenis A, Baumbach R E, Thompson J, Fisk Z, Bauer E D and Yazdani A 2012 *Nature* **486** 201–206
- [23] Lee J, Allan M, Wang M, Farrell J, Grigera S, Baumberger F, Davis J and Mackenzie A 2009 *Nat. Phys.* **5** 800–804