

Strong coupling phases of the anisotropic Kardar-Parisi-Zhang equation

Thomas Kloss¹, Léonie Canet², and Nicolás Wschebor³

¹*IIP, Universidade Federal do Rio Grande do Norte, Av. Odilon Gomes de Lima 1722, 59078-400 Natal, Brazil*

²*Laboratoire de Physique et Modélisation des Milieux Condensés,*

Université Joseph Fourier and CNRS, 25, avenue des Martyrs, BP 166, F-38042 Grenoble, France

³*Instituto de Física, Facultad de Ingeniería, Universidad de la República, J.H.y Reissig 565, 11000 Montevideo, Uruguay*

(Dated: December 22, 2014)

We study the anisotropic Kardar-Parisi-Zhang equation using nonperturbative renormalization group methods. In contrast to a previous analysis in the weak-coupling regime, we find the strong coupling fixed point corresponding to the isotropic rough phase to be always locally stable and unaffected by the anisotropy even at non-integer dimensions. Apart from the well-known weak-coupling and the now well-established isotropic strong coupling behavior, we find an anisotropic strong coupling fixed point for nonlinear couplings of opposite signs at non-integer dimensions.

PACS numbers: 05.10.Cc,64.60.Ht,68.35.Ct,68.35.Rh

I. INTRODUCTION

The Kardar-Parisi-Zhang (KPZ) equation [1–4], originally intended to describe growing interfaces, has become a paradigm for kinetic roughening and dynamical scaling phenomena. Apart from its relevance in statistical physics a connection to condensed matter systems has also been established recently [5, 6]. A variant of the original KPZ model, namely the anisotropic Kardar-Parisi-Zhang (AKPZ) equation was introduced some years later in the 90s by Villain and Wolf [7, 8], aiming at describing vicinal surfaces and the effect of anisotropy. Being for a long time more a subject of academic interest and much less studied than the standard KPZ model, the AKPZ equation has also experienced recently an unexpected relevance in condensed matter systems. It was shown by Chen and coworkers that the order parameter for the dynamics of a driven Bose-Einstein condensate maps onto a compact form of the AKPZ equation [9, 10]. In contrast to the standard KPZ equation however, where by means of an exact solution in one dimension [11–17] and extensive simulations in higher dimensions [18–28] the phase diagram is relatively well understood, much less effort was spent on the AKPZ equation and most of the studies are limited to the weak-coupling regime [8, 29–33]. An understanding of the AKPZ equation which includes the strong-coupling behavior was missing until now.

The AKPZ equation assumes the d -dimensional space to be partitioned into two orthogonal and isotropic subspaces with dimensions d_{\perp} and d_{\parallel} . In the original work by Wolf [8] where the dimensions of the two sectors were chosen equally ($d_{\parallel} = d_{\perp} = 1$) so that the total dimension is $d = 2$, the anisotropy is found to be only of minor importance and basically leading to the same universality classes as the isotropic KPZ equation. That is, if both couplings were chosen with an equal sign, the isotropic KPZ behavior was recovered at long distances whereas in the case of an opposite sign or with one vanishing coupling the weak-coupling Edwards-Wilkinson (EW) behavior with logarithmic roughness was obtained. The results of Wolf were confirmed by numerical simulations

[34–36] and the logarithmic correlations by exact arguments [37]. In contrast, studies on variants of the KPZ equation [38–42] as well as on related models [43, 44] indicated that anisotropy may become important in some cases. A subsequent study of the AKPZ equation performed by Täuber and Frey (TF) [29] by means of dynamic renormalization group later revealed that the result of Wolf is only a special case and the situation in generic dimension is more complex. Depending on the total dimension d and on the splitting in the two sector dimensions d_{\parallel} and d_{\perp} , TF argued that the anisotropy can lead not only to new universality classes but may also cause the isotropic solution to become unstable.

In the present study, we reexamine the AKPZ equation using nonperturbative renormalization group (NPRG) methods. The NPRG approach to the KPZ equation was developed in [45–48]. It successfully yields the KPZ phase diagram with the correct strong coupling behavior and the corresponding exponents are in close agreement with simulation results in $d = 2$ and $d = 3$. In $d = 1$ the exact exponents are recovered and the scaling function of the height-height correlation compares very accurately with the exact scaling function from Ref. [11]. Throughout this work we use two different approximations: the simpler local-potential prime approximation (LPA') [49] to obtain the phase diagram and the more accurate Next-to-Leading Order (NLO) approximation of Ref. [47] in order to check our findings. The LPA' approximation does not lead to accurate numbers for the exponents but in general it reproduces qualitatively the phase diagram with the correct strong coupling behavior. A similar strategy with these two approximations has recently been successfully followed to study the KPZ equation with Gaussian long-range correlated noise [48].

As shown by TF, the stability of the weak-coupling isotropic EW fixed point as well as of the weak-coupling uniaxial (EWU) fixed point are changed when a third weak-coupling anisotropic (EWA) fixed point is crossing them. This happens in certain dimension combinations. Their analysis also applies the transition fixed points in the leading $\epsilon = d - 2$ expansion. They conjectured that

this perturbative analysis of the stability of the KPZ equation against anisotropic perturbations could be extended to the transitions points for more general dimensions and probably to the strong coupling regime. TF further speculated that a finite upper critical dimension may result from this instability. Our analysis of the NPRG flow equations however shows that no prediction for the strong-coupling behavior can be drawn from the stability changes in the weak-coupling sector. In the weak coupling regime, our results are in close agreement with the ones by TF and we recover the same fixed points with the predicted stability changes. In addition to the weak coupling regime, the NPRG approach also describes the strong coupling behavior with the isotropic rough phase, characterized by a fully attractive strong coupling (SC) fixed point. If both initial nonlinear couplings are chosen with an equal sign (and, in the case $d > 2$ sufficiently large) the isotropic strong-coupling fixed point is always reached. That is, we find that the stability change of the isotropic EW fixed point, triggered by the crossing EWA fixed point does not affect the isotropic strong-coupling fixed point. In our scenario the isotropic rough phase is always locally stable for an arbitrary splitting in the two sector dimensions. If the initial nonlinear couplings are chosen with opposite signs or if one of them is zero (the uniaxial case) additional strong-coupling fixed points are found in some cases. We observe however, that these fixed points do not enter in the quadrant where both couplings have the same sign and therefore never cross the isotropic strong-coupling fixed point to change its stability.

The paper is organized as follows. In Sec. II, we shortly present the NPRG formalism for the AKPZ equation, our ansatz with the approximations used and the corresponding flow equations. In Sec. III the fixed point solutions of the flow equations are presented and the full phase diagram of the system is determined. The results are summarized in Sec. IV. Technical details and the connection to the results by TF can be found in the appendices.

II. METHOD

A. AKPZ field theory

The AKPZ equation [8] reads

$$\frac{\partial h(t, \vec{x})}{\partial t} = \nu_{\parallel} \nabla_{\parallel}^2 h(t, \vec{x}) + \nu_{\perp} \nabla_{\perp}^2 h(t, \vec{x}) + \frac{\lambda_{\parallel}}{2} (\nabla_{\parallel} h(t, \vec{x}))^2 + \frac{\lambda_{\perp}}{2} (\nabla_{\perp} h(t, \vec{x}))^2 + \eta(t, \vec{x}), \quad (1)$$

where $h(t, \vec{x}) \equiv h(t, \vec{x}_{\parallel}, \vec{x}_{\perp})$ is a single valued height profile which depends on the spatial substrate coordinates $\vec{x} = (\vec{x}_{\parallel}, \vec{x}_{\perp})^T$ and on time t . Parallel and perpendicular components of the substrate have dimensions d_{\parallel} and d_{\perp} in each sector so that the total substrate dimension is $d = d_{\parallel} + d_{\perp}$. The AKPZ equation has two surface-tension terms and two non-linear couplings proportional

to ν_i and λ_i with $i = \{\parallel, \perp\}$. The last term $\eta(t, \vec{x})$ represents the noise. As in Refs. [8, 29] we choose Gaussian white noise with zero mean $\langle \eta(t, \vec{x}) \rangle = 0$ and the isotropic correlator

$$\langle \eta(t, \vec{x}) \eta(t', \vec{x}') \rangle = 2D \delta^{(d_{\parallel})}(\vec{x}_{\parallel} - \vec{x}'_{\parallel}) \delta^{(d_{\perp})}(\vec{x}_{\perp} - \vec{x}'_{\perp}) \delta(t - t'), \quad (2)$$

where D is the noise amplitude. A field theory can be derived in the usual way with the Janssen-de Dominicis procedure [50], introducing an additional Martin-Siggia-Rose response field \tilde{h} [51]. Eq. (1) thereby yields the generating functional

$$\mathcal{Z}[j, \tilde{j}] = \int \mathcal{D}[h, i\tilde{h}] \exp\left(-\mathcal{S}[h, \tilde{h}] + \int_{\mathbf{x}} \{jh + \tilde{j}\tilde{h}\}\right), \quad (3a)$$

$$\mathcal{S}[h, \tilde{h}] = \int_{\mathbf{x}} \{ \tilde{h}(\mathbf{x}) (\partial_t h(\mathbf{x}) - \nu_{\parallel} \nabla_{\parallel}^2 h(\mathbf{x}) - \nu_{\perp} \nabla_{\perp}^2 h(\mathbf{x}) - \frac{\lambda_{\parallel}}{2} (\nabla_{\parallel} h(\mathbf{x}))^2 - \frac{\lambda_{\perp}}{2} (\nabla_{\perp} h(\mathbf{x}))^2 - D(\tilde{h}(\mathbf{x}))^2 \}, \quad (3b)$$

where j and \tilde{j} are sources and we have introduced the notation $\mathbf{x} \equiv (t, \vec{x}_{\parallel}, \vec{x}_{\perp})$ for convenience. For later reference, we also write frequency and momentum labels as $\mathbf{q} \equiv (\omega, \vec{q}_{\parallel}, \vec{q}_{\perp})$ and use the Fourier transform convention of Ref. [47] throughout this work. Being only of technical relevance and without loss of generality, we work in the following with the rescaled AKPZ action, such that $\nu_{\parallel} = \nu_{\perp}$, see appendix B.

The AKPZ action Eq. (3b) is invariant under both infinitesimal field transformations

$$(i) \begin{cases} h'(t, \vec{x}) = \vec{x} \cdot \partial_t \vec{v}(t) + h(t, \vec{x} + \langle \vec{\lambda}, \vec{v}(t) \rangle) \\ \tilde{h}'(t, \vec{x}) = \tilde{h}(t, \vec{x} + \langle \vec{\lambda}, \vec{v}(t) \rangle) \end{cases} \quad (4a)$$

$$(ii) \quad h'(t, \vec{x}) = h(t, \vec{x}) + c(t), \quad (4b)$$

with $\vec{v} \equiv (\vec{v}_{\parallel}, \vec{v}_{\perp})^T$ and $\langle \vec{\lambda}, \vec{v} \rangle \equiv (\lambda_{\parallel} \vec{v}_{\parallel}, \lambda_{\perp} \vec{v}_{\perp})^T$ apart from some terms which variations are linear in the fields. The parameters \vec{v} and c of these transformations are infinitesimal vector and scalar respectively, depending on time. Relation (i) corresponds to the Galilean symmetry in a time-gauged form [46, 52] and (ii) is the shift symmetry also gauged in time. As in reference [46], general Ward identities can be deduced from them. These symmetries constitute the central ingredients to device our NPRG ansatz in Sec. II C. Note that the Cole-Hopf version of the AKPZ action with the related Z_2 symmetry holds only in the specific case where $\nu_{\parallel} \lambda_{\perp} / (\nu_{\perp} \lambda_{\parallel}) = 1$ as pointed out in Ref. [8]. Contrarily to the isotropic situation, there is no time reversal symmetry [45, 53] in the anisotropic case. In the symmetric case where $\nu_{\parallel} = \nu_{\perp}$ and $\lambda_{\parallel} = \lambda_{\perp}$ an additional rotational symmetry is present and the AKPZ action identifies with the isotropic one. In the uniaxial case with $\lambda_{\perp} = 0$ an additional symmetry exists and this implies that the hypersurface $\gamma = \nu_{\parallel} / \nu_{\perp} = 0$ is closed along the flow. To the best of our knowledge this symmetry has not yet been discussed elsewhere in the literature. We refer to appendix E for further details.

B. Nonperturbative renormalization group

The NPRG can be seen as a generalization of Wilson's idea to construct an effective field theory for the long-range physics by continuously integrating out fast degrees of freedom. We do not go into details here and only highlight the main steps. We refer the reader to Refs. [49, 54, 55] for a general introduction to the NPRG. The implementation of the NPRG method to describe out-of-equilibrium situations can be found e.g. in Refs. [56–59] and the first application to the KPZ problem is achieved in Ref. [45]. The starting point in a NPRG description is to add a regulator term

$$\Delta\mathcal{S}_\kappa = \frac{1}{2} \int_{\mathbf{q}} h_i(-\mathbf{q}) [R_\kappa(\mathbf{q})]_{ij} h_j(\mathbf{q}), \quad (5)$$

to the action Eq. (3b), where $i, j \in \{1, 2\}$ label the field and response field $h_1 = h, h_2 = \tilde{h}$. R_κ is the regulator matrix and κ is a running cutoff. The generating functional therefore depends on the external scale κ

$$\mathcal{Z}_\kappa[j, \tilde{j}] = \int \mathcal{D}[h, i\tilde{h}] \exp\left(-\mathcal{S} - \Delta\mathcal{S}_\kappa + \int_{\mathbf{x}} \left\{ jh + \tilde{j}\tilde{h} \right\}\right). \quad (6)$$

The form of the regulator is quite general but its asymptotic behavior must fulfill some requirements. For $\kappa \gg q$ the regulator behaves like a mass with $R_\kappa \sim \kappa^2$ so that all fluctuations are suppressed in the limit $\kappa \rightarrow \infty$. Lowering the cutoff down to $\kappa \ll q$ the cutoff function vanishes, so that in the limit $\kappa \rightarrow 0$ the original theory without regulator is recovered. We choose the regulator function as

$$R_\kappa(\mathbf{q}) = r\left(\frac{q^2}{\kappa^2}\right) \begin{pmatrix} 0 & \nu_\kappa^\parallel q_\parallel^2 + \nu_\kappa^\perp q_\perp^2 \\ \nu_\kappa^\parallel q_\parallel^2 + \nu_\kappa^\perp q_\perp^2 & -2D_\kappa \end{pmatrix}, \quad (7)$$

with $q_i = |\vec{q}_i|$ where $i = \{\parallel, \perp\}$ such that it preserves all the symmetries of the AKPZ action. The scale dependent parameters $\nu_\kappa^\parallel, \nu_\kappa^\perp$ and D_κ , are defined later in Eqs. (26,34). We use an exponential cutoff function of the form

$$r(x) = \alpha / (\exp(x) - 1). \quad (8)$$

where α is a free parameter, which can be varied to assess the quality of an approximation. Unless otherwise indicated, we choose $\alpha = 4$ throughout this work since the variations of the critical exponents are minimal around this value for $d = 2, 3$ [48]. Defining the functional $\mathcal{W}_\kappa = \log \mathcal{Z}_\kappa$, field expectation values are obtained as functional derivatives with respect to the sources j and \tilde{j}

$$\varphi(\mathbf{x}) = \langle h(\mathbf{x}) \rangle = \frac{\delta \mathcal{W}_\kappa}{\delta j(\mathbf{x})}, \quad \tilde{\varphi}(\mathbf{x}) = \langle \tilde{h}(\mathbf{x}) \rangle = \frac{\delta \mathcal{W}_\kappa}{\delta \tilde{j}(\mathbf{x})}. \quad (9)$$

The effective action $\Gamma_\kappa[\varphi, \tilde{\varphi}]$ is defined as

$$\Gamma_\kappa[\varphi, \tilde{\varphi}] + \mathcal{W}_\kappa[j, \tilde{j}] = \int j_i \varphi_i - \frac{1}{2} \int \varphi_i [R_\kappa]_{ij} \varphi_j, \quad (10)$$

which is up to a term proportional to R_κ the Legendre transform of \mathcal{W}_κ . The exact flow for $\Gamma_\kappa[\varphi, \tilde{\varphi}]$ is given by Wetterich's equation, which reads in Fourier space [49, 54, 55, 60]

$$\partial_\kappa \Gamma_\kappa = \frac{1}{2} \text{Tr} \int_{\mathbf{q}} \partial_\kappa R_\kappa \cdot G_\kappa, \quad (11)$$

and where

$$G_\kappa = \left[\Gamma_\kappa^{(2)} + R_\kappa \right]^{-1}, \quad (12)$$

is the full propagator in presence of external fields.

C. Ansatz

Our aim is to build an approximation scheme for the AKPZ equation, which automatically preserves along the flow the symmetries of the problem, summarized in Eq. (4). The strategy which is inspired from Refs. [61, 62] and is similar to the approach used in Ref. [46] for the isotropic KPZ equation, is to construct an ansatz in terms of symmetry invariant building blocks. In the AKPZ equation these building blocks are the covariant time derivative of the field

$$D_t \varphi = \partial_t \varphi - \frac{\lambda_\parallel}{2} (\nabla_\parallel \varphi)^2 - \frac{\lambda_\perp}{2} (\nabla_\perp \varphi)^2, \quad (13)$$

and the Galilean invariants $\tilde{\varphi}$, $\nabla_\parallel^2 \varphi$, $\nabla_\perp^2 \varphi$ and gradients and appropriate covariant time derivatives of them. In order to keep the full momentum dependence of the 2-point functions, we further introduce four running functions $f_\kappa^X(\vec{p})$ with $X \in \{\lambda, D, \nu_\parallel, \nu_\perp\}$. In principle, these running functions also depend on the frequency like in Ref. [46]. However, to preserve the anisotropic momentum dependence while keeping the equations numerically tractable, we use the next-to-leading order (NLO) approximation of Ref. [47]. It consists in neglecting the frequency dependence of the four flowing functions $f_\kappa^X(\omega, \vec{p}) \rightarrow f_\kappa^X(\vec{p})$ within the loop integrals which reduces drastically the numerical complexity. In the isotropic case, this approximation is reliable typically up to $d \lesssim 3.5$, as can be inferred from the dependence of the exponents in the cutoff parameter α , see [47]. Moreover, we only focus in this work on the zero frequency sector and thus the frequency dependence can be completely dropped from the running functions such that the NLO ansatz for the AKPZ equation reads

$$\Gamma_\kappa[\varphi, \tilde{\varphi}] = \int_{\mathbf{x}} \left\{ \tilde{\varphi} f_\kappa^\lambda(\nabla) D_t \varphi - (\nabla_\parallel^2 \varphi) f_\kappa^{\nu_\parallel}(\nabla) \tilde{\varphi} - (\nabla_\perp^2 \varphi) f_\kappa^{\nu_\perp}(\nabla) \tilde{\varphi} - \tilde{\varphi} f_\kappa^D(\nabla) \tilde{\varphi} \right\}, \quad (14)$$

with $f_\kappa^X(\nabla) \equiv f_\kappa^X(-\nabla_\parallel^2, -\nabla_\perp^2)$. Taking functional derivatives of the ansatz w.r.t. φ and $\tilde{\varphi}$ and evaluating them at

$\varphi = \tilde{\varphi} = 0$ we obtain for the 2-point functions

$$\Gamma_{\kappa}^{(2,0)}(\omega, \vec{p}_{\parallel}, \vec{p}_{\perp}) = 0, \quad (15a)$$

$$\Gamma_{\kappa}^{(1,1)}(\omega, \vec{p}_{\parallel}, \vec{p}_{\perp}) = i\omega f_{\kappa}^{\lambda}(p_{\parallel}, p_{\perp}) + \vec{p}_{\parallel}^2 f_{\kappa}^{\nu_{\parallel}}(p_{\parallel}, p_{\perp}) + \vec{p}_{\perp}^2 f_{\kappa}^{\nu_{\perp}}(p_{\parallel}, p_{\perp}), \quad (15b)$$

$$\Gamma_{\kappa}^{(0,2)}(\omega, \vec{p}_{\parallel}, \vec{p}_{\perp}) = -2f_{\kappa}^D(p_{\parallel}, p_{\perp}). \quad (15c)$$

Further, we make the reasonable approximation

$$f_{\kappa}^{\nu_{\perp}}(p_{\parallel}, p_{\perp}) = \gamma_{\kappa}^{-1} f_{\kappa}^{\nu_{\parallel}}(p_{\parallel}, p_{\perp}), \quad (16)$$

where $\gamma_{\kappa} = \nu_{\kappa}^{\parallel}/\nu_{\kappa}^{\perp}$ and use the notation $f_{\kappa}^{\nu_{\parallel}} \equiv f_{\kappa}^{\nu}$ for convenience. We are left with three flowing functions f_{κ}^X where $X \in \{\lambda, D, \nu\}$. These functions are extracted from the 2-point functions as

$$f_{\kappa}^{\nu}(p_{\parallel}, p_{\perp}) = \frac{1}{\vec{p}_{\parallel}^2 + \gamma_{\kappa}^{-1} \vec{p}_{\perp}^2} \Re \Gamma_{\kappa}^{(1,1)}(\omega, \vec{p}_{\parallel}, \vec{p}_{\perp}) \Big|_{\omega=0} \quad (17a)$$

$$f_{\kappa}^{\lambda}(p_{\parallel}, p_{\perp}) = \frac{1}{\omega} \Im \Gamma_{\kappa}^{(1,1)}(\omega, \vec{p}_{\parallel}, \vec{p}_{\perp}) \Big|_{\omega=0}, \quad (17b)$$

$$f_{\kappa}^D(p_{\parallel}, p_{\perp}) = -\frac{1}{2} \Gamma_{\kappa}^{(0,2)}(\omega, \vec{p}_{\parallel}, \vec{p}_{\perp}) \Big|_{\omega=0}. \quad (17c)$$

From Eqs. (7,12,15) the propagator follows as

$$G_{\kappa}(\omega, \vec{q}_{\parallel}, \vec{q}_{\perp}) = \frac{1}{P_{\kappa}(\omega, q)} \begin{pmatrix} 2k_{\kappa}(q) & Y_{\kappa}(\omega, q_{\parallel}, q_{\perp}) \\ Y_{\kappa}^*(\omega, q_{\parallel}, q_{\perp}) & 0 \end{pmatrix}, \quad (18)$$

where

$$k_{\kappa}(q_{\parallel}, q_{\perp}) = f_{\kappa}^D(q_{\parallel}, q_{\perp}) + D_{\kappa} r(q^2/\kappa^2), \quad (19a)$$

$$l_{\kappa}(q_{\parallel}, q_{\perp}) = q_{\parallel}^2 (f_{\kappa}^{\nu_{\parallel}}(q_{\parallel}, q_{\perp}) + \nu_{\kappa}^{\parallel} r(q^2/\kappa^2)) + q_{\perp}^2 (f_{\kappa}^{\nu_{\perp}}(q_{\parallel}, q_{\perp}) + \nu_{\kappa}^{\perp} r(q^2/\kappa^2)), \quad (19b)$$

$$Y_{\kappa}(\omega, q_{\parallel}, q_{\perp}) = i\omega f_{\kappa}^{\lambda}(q_{\parallel}, q_{\perp}) + l_{\kappa}(q_{\parallel}, q_{\perp}), \quad (19c)$$

$$P_{\kappa}(\omega, q_{\parallel}, q_{\perp}) = (\omega f_{\kappa}^{\lambda}(q_{\parallel}, q_{\perp}))^2 + (l_{\kappa}(q_{\parallel}, q_{\perp}))^2. \quad (19d)$$

The scale derivative of the regulator matrix Eq. (7) is

$$\partial_{\kappa} R_{\kappa}(\vec{q}) = \begin{pmatrix} 0 & q_{\parallel}^2 \partial_{\kappa} S_{\kappa}^{\parallel}(q) + q_{\perp}^2 \partial_{\kappa} S_{\kappa}^{\perp}(q) \\ q_{\parallel}^2 \partial_{\kappa} S_{\kappa}^{\parallel}(q) + q_{\perp}^2 \partial_{\kappa} S_{\kappa}^{\perp}(q) & -2\partial_{\kappa} S_{\kappa}^D(q) \end{pmatrix}, \quad (20)$$

where

$$S_{\kappa}^X(q^2) = X_{\kappa} r(y), \quad y = q^2/\kappa^2, \quad (21)$$

and

$$\kappa \partial_{\kappa} S_{\kappa}^X(y) = -X_{\kappa} (\eta_{\kappa}^X r(y) + 2y \partial_y r(y)). \quad (22)$$

and we use the notation

$$X \in \{D, \parallel, \perp\}, \quad X_{\kappa} \in \{D_{\kappa}, \nu_{\kappa}^{\parallel}, \nu_{\kappa}^{\perp}\}, \quad \eta_{\kappa}^X \in \{\eta_{\kappa}^D, \eta_{\kappa}^{\parallel}, \eta_{\kappa}^{\perp}\}. \quad (23)$$

The running coefficients X_{κ} and anomalous dimensions η_{κ}^X will be defined later in Eq. (26). Within the NLO approximation, the remaining n -point functions all vanish, except

$$\Gamma_{\kappa}^{(2,1)}(\omega_1, \omega_2; \vec{p}_{\parallel 1}, \vec{p}_{\parallel 2}, \vec{p}_{\perp 1}, \vec{p}_{\perp 2}) = (\lambda_{\parallel} \vec{p}_{\parallel 1} \cdot \vec{p}_{\parallel 2} + \lambda_{\perp} \vec{p}_{\perp 1} \cdot \vec{p}_{\perp 2}) f_{\kappa}^{\lambda}(|\vec{p}_{\parallel 1} + \vec{p}_{\parallel 2}|, |\vec{p}_{\perp 1} + \vec{p}_{\perp 2}|). \quad (24)$$

D. Dimensionless flowing functions

To analyze the fixed-point properties of the flow equations, dimensionless and renormalized quantities (indicated by a hat) are introduced. Momentum and frequency are measured in units of the running cutoff $\kappa_{\parallel} \equiv \kappa$

$$\hat{p}_{\parallel} = p_{\parallel}/\kappa, \quad \hat{p}_{\perp} = p_{\perp}/(\gamma_{\kappa}^{1/2} \kappa), \quad \hat{\omega} = \omega/(\nu_{\kappa}^{\parallel} \kappa^2), \quad (25)$$

and we define three running coefficients $\{D_{\kappa}, \nu_{\kappa}^{\parallel}, \nu_{\kappa}^{\perp}\}$ and the related anomalous dimensions η_{κ}^X via

$$\eta_{\kappa}^D = -\kappa \partial_{\kappa} \ln D_{\kappa}, \quad \eta_{\kappa}^{\parallel} = -\kappa \partial_{\kappa} \ln \nu_{\kappa}^{\parallel}, \quad \eta_{\kappa}^{\perp} = -\kappa \partial_{\kappa} \ln \nu_{\kappa}^{\perp}. \quad (26)$$

At the initial cutoff scale $\kappa \equiv \Lambda$ the running coefficients are equal to unity: $D_{\Lambda} = \nu_{\Lambda}^{\parallel/\perp} = 1$. Due to the Galilean symmetry Eq. (4a) both coefficients $\lambda_{\parallel/\perp}$ are not renormalized and thus no additional running couplings are needed for them. We define the anisotropy ξ , dynamical z and roughness χ exponents as

$$x_{\perp} \sim x_{\parallel}^{\xi}, \quad t \sim x_{\parallel}^z, \quad h \sim x_{\parallel}^{\chi}. \quad (27)$$

With the field dimensions $[h(\mathbf{x})] = (\kappa^{d-2} D_{\kappa} \gamma_{\kappa}^{d_{\perp}/2} / \nu_{\kappa}^{\parallel})^{1/2}$ and $[\tilde{h}(\mathbf{x})] = (\kappa^{d+2} \nu_{\kappa}^{\parallel} \gamma_{\kappa}^{d_{\perp}/2} / D_{\kappa})^{1/2}$ and the rescaling Eq. (25), the physical critical exponents can be deduced from the anomalous dimensions at a fixed point (indexed by a star) via

$$\xi = 1 - (\eta_{*}^{\parallel} - \eta_{*}^{\perp})/2, \quad (28a)$$

$$z = 2 - \eta_{*}^{\parallel}, \quad (28b)$$

$$\chi = (2 - d + \eta_{*}^D - \eta_{*}^{\parallel} + d_{\perp}/2(\eta_{*}^{\parallel} - \eta_{*}^{\perp}))/2. \quad (28c)$$

Expressed in terms of dimensionless quantities, the AKPZ flow equations depend on the two dimensionless couplings

$$\hat{g}_{\kappa}^{\parallel} = g_b^{\parallel} \kappa^{d-2} \left(\frac{D_{\kappa} \gamma_{\kappa}^{d_{\perp}/2}}{\nu_{\parallel \kappa}^3} \right), \quad (29a)$$

$$\hat{g}_{\kappa}^{\perp} = \hat{g}_{\kappa}^{\parallel} \gamma_{\kappa}^2 \frac{g_b^{\perp}}{g_b^{\parallel}}, \quad (29b)$$

where the bare couplings are defined in Eq. (B3). We will not study the flow in terms of the nonlinear couplings $\hat{g}_{\kappa}^{\parallel}$ and \hat{g}_{κ}^{\perp} directly, but rather in terms of $\hat{g}_{\kappa}^{\parallel} \equiv \hat{g}_{\kappa}$ and the

anisotropy ratio γ_κ . The flows of the coupling and of the anisotropy ratio are

$$\partial_s \hat{g}_\kappa = \hat{g}_\kappa (d - 2 - \eta_\kappa^D + 3\eta_\kappa^\parallel - (d_\perp/2)(\eta_\kappa^\parallel - \eta_\kappa^\perp)), \quad (30a)$$

$$\partial_s \gamma_\kappa = -\gamma_\kappa (\eta_\kappa^\parallel - \eta_\kappa^\perp), \quad (30b)$$

where $s = \ln(\Lambda/\kappa)$ is called the RG ‘‘time’’ and $\partial_s \equiv \kappa \partial_\kappa$.

Further, dimensionless running functions with two momentum arguments are defined by

$$\hat{f}_\kappa^X(\hat{p}_\parallel, \hat{p}_\perp) = f_\kappa^X(p_\parallel, p_\perp)/X_\kappa, \quad (31)$$

for $X \in \{D, \nu, \lambda\}$ and $X_\kappa \in \{D_\kappa, \nu_\kappa^\parallel, 1\}$. Their flows are given by

$$\begin{aligned} \partial_s \hat{f}_\kappa^X(\hat{p}_\parallel, \hat{p}_\perp) &= \eta_\kappa^X \hat{f}_\kappa^X(\hat{p}_\parallel, \hat{p}_\perp) + \hat{p}_\parallel \partial_{\hat{p}_\parallel} \hat{f}_\kappa^X(\hat{p}_\parallel, \hat{p}_\perp) \\ &+ (1 - \eta_\kappa^\parallel/2 + \eta_\kappa^\perp/2) \hat{p}_\perp \partial_{\hat{p}_\perp} \hat{f}_\kappa^X(\hat{p}_\parallel, \hat{p}_\perp) + \hat{I}_\kappa^X(\hat{p}_\parallel, \hat{p}_\perp), \end{aligned} \quad (32)$$

with $\eta_\kappa^X \in \{\eta_\kappa^D, \eta_\kappa^\parallel, 0\}$, and $\hat{I}_\kappa^X(\hat{p}_\parallel, \hat{p}_\perp)$ are the loop integrals

$$\hat{I}_\kappa^X(\hat{p}_\parallel, \hat{p}_\perp) = (\kappa \partial_\kappa f_\kappa^X(p_\parallel, p_\perp))/X_\kappa. \quad (33)$$

At the origin, the scale dependent functions are normalized such that $\hat{f}_\kappa^X(0, 0) = 1$.

Finally, we have to calculate the flow of the anomalous dimensions from the ansatz for Γ_κ . We deduce from the 2-point functions in Eqs. (15) that the running coefficients can be expressed as

$$\nu_\kappa^\parallel = \lim_{\omega \rightarrow 0, \vec{p}_\parallel \rightarrow 0} \left(\lim_{\vec{p}_\perp \rightarrow 0} \Gamma^{(1,1)}(\omega, \vec{p}_\parallel, \vec{p}_\perp) / \vec{p}_\parallel^2 \right), \quad (34a)$$

$$\nu_\kappa^\perp = \lim_{\omega \rightarrow 0, \vec{p}_\perp \rightarrow 0} \left(\lim_{\vec{p}_\parallel \rightarrow 0} \Gamma^{(1,1)}(\omega, \vec{p}_\parallel, \vec{p}_\perp) / \vec{p}_\perp^2 \right), \quad (34b)$$

$$D_\kappa = - \lim_{\omega \rightarrow 0, \vec{p}_\perp \rightarrow 0, \vec{p}_\parallel \rightarrow 0} \Gamma^{(0,2)}(\omega, \vec{p}_\parallel, \vec{p}_\perp) / 2. \quad (34c)$$

Note the ordering of the limits for the two momenta to obtain the parallel and perpendicular components. From Eq. (33), we further define loop integrals with zero external arguments

$$\hat{I}_\kappa^\parallel = \lim_{\omega \rightarrow 0, \vec{p}_\parallel \rightarrow 0} \left(\lim_{\vec{p}_\perp \rightarrow 0} \kappa \partial_\kappa \Gamma^{(1,1)}(\omega, \vec{p}_\parallel, \vec{p}_\perp) / (\nu_\kappa^\parallel \vec{p}_\parallel^2) \right), \quad (35a)$$

$$\hat{I}_\kappa^\perp = \lim_{\omega \rightarrow 0, \vec{p}_\perp \rightarrow 0} \left(\lim_{\vec{p}_\parallel \rightarrow 0} \kappa \partial_\kappa \Gamma^{(1,1)}(\omega, \vec{p}_\parallel, \vec{p}_\perp) / (\nu_\kappa^\perp \vec{p}_\perp^2) \right), \quad (35b)$$

$$\hat{I}_\kappa^D = - \lim_{\omega \rightarrow 0, \vec{p}_\perp \rightarrow 0, \vec{p}_\parallel \rightarrow 0} \kappa \partial_\kappa \Gamma^{(0,2)}(\omega, \vec{p}_\parallel, \vec{p}_\perp) / (2D_\kappa). \quad (35c)$$

Therefore, from the definition of the anomalous dimensions Eq. (26) and Eqs. (34, 35)

$$0 = \eta_\kappa^X + \hat{I}_\kappa^X \quad (36)$$

follows, where $X \in \{D, \parallel, \perp\}$. Due to the regulator each integral \hat{I}_κ^X itself depends linearly on η_κ^X and can be written in the form

$$\hat{I}_\kappa^X = \hat{I}_\kappa^{XD} \eta_\kappa^D + \hat{I}_\kappa^{X\parallel} \eta_\kappa^\parallel + \hat{I}_\kappa^{X\perp} \eta_\kappa^\perp + \hat{I}_\kappa^{X0}. \quad (37)$$

Eqs. (36) and (37) thus form a linear set of equations that can be solved for the exponents. Explicit expressions for the integrals \hat{I}_κ^{XY} with $X, Y \in \{D, \parallel, \perp\}$ are given in Eqs. (C1, C2) of the appendix.

The NLO approximation [47] noticeably reduces the complexity of the flow equations but the loop-integrals in Eqs. (33) are still four-dimensional integrals and numerically cumbersome. However, for a qualitative picture of the phase diagram it is sufficient to consider only the flow of the scale dependent couplings and to set all flowing functions to one:

$$\hat{f}_\kappa^X(\hat{p}_\parallel, \hat{p}_\perp) \rightarrow \hat{f}_\kappa^X(0, 0) \equiv 1. \quad (38)$$

This approximation is usually referred to as Local Potential Approximation prime (LPA’) [49]. For the isotropic KPZ equation the roughness exponent χ is overestimated at the LPA’ level but the qualitative behavior and the correct strong-coupling physics is already obtained. In addition, the LPA’ allows to study analytically the weak-coupling limit of the flow and we recover the results of TF in that limit, see appendix A. Only in order to test the robustness of the various features of the phase diagram obtained in the LPA’ approximation, we will resort to the NLO approximation. A similar strategy, with both LPA’ and NLO, was adopted to study the long-range KPZ equation in a previous study [48]. Hence, in the following, the LPA’ results are presented, except when they disagree with the NLO ones, which will be indicated.

E. Numerical implementation

In the LPA’ approximation the two flow equations (30) for the couplings, and in addition the three flow equations (32) for the running functions at NLO, are solved numerically by explicit Euler time stepping. Stable fixed point solutions are typically found for RG ‘‘times’’ $s \leq -10$. The flowing functions $\hat{f}_\kappa^X(\hat{p}_\parallel, \hat{p}_\perp)$ are discretized on rectangular and equidistant $\hat{p}_\parallel \times \hat{p}_\perp$ grids. Between the grid-points, they are interpolated by bi-cubic splines. Numerical integrations over the two radial momentum components and over the two angles are performed by Gauss-Legendre quadrature. Note, that eventhough the momentum grid in the two dimensionless momentum directions \hat{p}_\parallel and \hat{p}_\perp is rectangular, the dimensionful grid is properly rescaled according to Eq. (25) to account for the anisotropy. In the LPA’ approximation, the two-dimensional radial integrals for \hat{I}_κ^X Eqs. (C1) are reduced to one-dimensional integrals according to Eq. (C3). We initialize all flowing functions at $\hat{f}_\kappa^X(\hat{p}_\parallel, \hat{p}_\perp) = 1$.

III. RESULTS

A. NPRG fixed point solutions

We present in the following the various fixed point solutions that we find within the NPRG approach. As can be inferred from the β functions (30), all the set $(\hat{g} = 0, \gamma)$ is a continuous line of fixed points. Within them, there are particular points where the flow along the γ direction is vanishing even for a nonzero but small coupling \hat{g} . These fixed points are EW, EWA and EWU for which the coupling $\hat{g}_\kappa \rightarrow \hat{g}_* = 0$ (presented below). Quite generally, we find in this sector the same results as TF within the perturbative approach. In particular, we recover the same stability conditions as TF and find the EW exponents $\chi_{EW} = (2-d)/2$ and $z_{EW} = 2$ since $\eta_*^D = \eta_*^\parallel = \eta_*^\perp = 0$ for these three weak-coupling solutions. It is further clear that the isotropic fixed point solutions (with $\gamma_* = 1$) of the AKPZ equation are also solutions of the KPZ equation. These solutions are therefore independent of the splitting into the sector dimensions d_\parallel and d_\perp , and depend only on the total dimension d .

Finally, let us define for convenience the rescaled coupling constant $\hat{g}' = v_d \hat{g}/4$ with $v_d^{-1} = 2^{d-1} \pi^{d/2} \Gamma(d/2)$, that will be used for the graphical representation of the RG flows throughout this article.

1. Isotropic Edwards-Wilkinson fixed point (EW)

The isotropic EW fixed point corresponds to $(\hat{g}_*, \gamma_*) = (0, 1)$. This fixed point is repulsive (resp. attractive) in the \hat{g} direction for $d \leq 2$ (resp. $d > 2$). In the direction of the anisotropy γ , the EW fixed point is attractive for $d < \sqrt{8}$ and repulsive for $d > \sqrt{8}$.

2. Anisotropic Edwards-Wilkinson fixed point (EWA)

The anisotropic EWA fixed point is located at $(\hat{g}_*, \gamma_*) = (0, (4-d_\parallel d)/(dd_\perp - 4))$. It is repulsive (resp. attractive) in the \hat{g} direction for $d < 2$ (resp. $d > 2$). At exactly $d = 2$, EWA is repulsive (resp. attractive) for $d_\parallel \geq 1 + 1/\sqrt{5}$ (resp. $d_\parallel < 1 + 1/\sqrt{5}$). In the direction of the anisotropy γ , the EWA fixed point is attractive for $d < -\Delta/2 + \sqrt{(\Delta/2)^2 + 8}$ and $\sqrt{8} < d < \Delta/2 + \sqrt{(\Delta/2)^2 + 8}$ and repulsive for $-\Delta/2 + \sqrt{(\Delta/2)^2 + 8} < d < \sqrt{8}$ and $d > \Delta/2 + \sqrt{(\Delta/2)^2 + 8}$ with $\Delta = d_\parallel - d_\perp$.

3. Uniaxial Edwards-Wilkinson fixed point (EWU)

The uniaxial EWU fixed point at $(\hat{g}_*, \gamma_*) = (0, 0)$ corresponds to the situation when λ_\perp is zero. It is repulsive (resp. attractive) in the \hat{g} direction for $d < 2$ (resp. $d > 2$). Exactly at $d = 2$, EWU is repulsive (resp. attractive) in the \hat{g} direction for $d_\parallel \geq -1 + \sqrt{5}$ (resp. $d_\parallel < -1 + \sqrt{5}$).

In the direction of the anisotropy γ , the EWU fixed point is repulsive for $d < -\Delta/2 + \sqrt{(\Delta/2)^2 + 8}$ and attractive for larger values of d . A second EWU $_\infty$ fixed point at $(0, \infty)$ corresponds to the reverse situation when λ_\parallel is equal to zero.

4. Isotropic Transition fixed point (T)

The transition fixed point T is located at $\gamma_* = 1$ and $\hat{g}_* > 0$ and exists for $d > 2$. It is always repulsive in the \hat{g} direction. In the direction of the anisotropy γ it is stable against anisotropic perturbations for small d but becomes unstable for larger values of d when the TA fixed point crosses it. The exponents are exactly known: $\chi_T = 0$ and $z_T = 2$ in all dimensions. Within our approximation scheme, they are numerically found to be slightly negative (e.g. in $d = 3$ we find $\chi_T = -0.08$ (resp. -0.12) in NLO (resp. LPA') approximation) which physically implies $\chi_T = 0$.

5. Anisotropic Transition fixed point (TA)

The anisotropic transition fixed point is unstable and located at $\hat{g}_* > 0$. It is found for $d > 2$ and when the difference between the sector dimensions is sufficiently large so that the anisotropic fixed point A is present. TA is always repulsive in the \hat{g} direction. In the direction of the anisotropy, the TA fixed point is attractive for small values of d when it is in the $\gamma < 0$ quadrant but becomes unstable when it crosses the TU fixed point and moves into the $0 < \gamma_* < 1$ quadrant. TA reverts to attractive when it crosses the T fixed point at $\gamma_* = 1$ and turns into the $\gamma_* > 1$ quadrant. For $d > 2$ and small differences between the sector dimensions, TA merges with the TU fixed point at $\gamma_* = 0$, see Fig. 5.

6. Uniaxial Transition fixed point (TU)

The uniaxial transition fixed point is unstable and located at $\hat{g}_* > 0$ and $\gamma_* = 0$. It is found for $d > 2$ when the difference between the sector dimensions is sufficiently large so that the uniaxial U fixed point is present. TU is always unstable in the \hat{g} direction. In the direction of the anisotropy, TU is attractive for small values of d when the TA fixed point is in the $\gamma < 0$ quadrant but becomes unstable when TA crosses it to move into the $\gamma > 0$ quadrant. For $d > 2$ and a decreasing difference between the sector dimensions, TU merges with the TA and the A fixed point before it annihilates with U, see Fig. 5.

7. Isotropic Strong Coupling fixed point (SC)

The strong coupling fixed point SC is located at $\gamma_* = 1$ and $\hat{g}_* > 0$ and describes the isotropic rough phase of the KPZ equation. Within the NLO approximation, the associated exponents are in good agreement with the numerical ones in $d = 2$ and $d = 3$ [45–47]. The quality of the NLO approximation in the isotropic case deteriorates with increasing dimension and it does not yield reliable quantitative results above typically $d \simeq 3.5$. In all dimensions at the LPA', and in all dimensions $d \lesssim 3.5$ at the NLO approximation, we find the SC fixed point to be locally stable and fully attractive.

8. Anisotropic fixed point (A)

The anisotropic fixed point A is located at $\gamma_* < 0$ and $\hat{g}_* > 0$. It is fully attractive for $d < 2$ and for $d = 2$ when $d_{\parallel} > 1 + 1/\sqrt{5}$. For $d = 2$ and $d_{\parallel} = 1 + 1/\sqrt{5}$ it coincides with the EWA fixed point and moves to the negative quadrant for smaller values of d_{\parallel} . For $d > 2$, A is found for a large enough splitting between the sector dimensions. In that case it is also fully attractive but the dominant exponents around A may become complex. To the best of our knowledge, this fixed point was not found yet and may correspond to a new rough anisotropic phase. Unfortunately, we find it only at non-integer dimensions. In consequence, its physical role is unclear.

9. Uniaxial fixed point (U)

The uniaxial fixed point U is located at $\gamma_* = 0$ and $\hat{g}_* > 0$. It is present for $d < 2$ and in $d = 2$ when $d_{\parallel} > -1 + \sqrt{5}$. U is attractive in the direction \hat{g} , but repulsive in the anisotropy direction γ . At $d = 2$ and $d_{\parallel} = -1 + \sqrt{5}$ it crosses the EWU fixed point and moves to the unphysical quadrant for smaller values of d_{\parallel} . For $d > 2$ and a decreasing difference between both sector dimensions, U annihilates with the transition fixed point TU.

B. Phase diagram

After the characterization of the various fixed point solutions, let us discuss the phase diagram of the AKPZ equation in the (\hat{g}', γ) plane. For EW, EWU and EWA we recover the same stability conditions as TF in Ref. [29]. That is, the stability of the weak-coupling fixed points against anisotropic perturbations is changed by the EWA fixed point, which moves along the $(\hat{g} = 0, \gamma)$ axis as a function of d_{\parallel} and d_{\perp} , and interchanges its stability with the other fixed points EWU, EW and EWU $_{\infty}$ when crossing them. The sector dimensions d_{\parallel} and d_{\perp} we find at which these crossings occur agree with those found by TF. Apart from this stability condition in the

\hat{g} direction reflecting the effect of anisotropic perturbations, stability changes also occur in the γ direction to EW, EWU and EWA. This effect is already visible at the perturbative level, but requires nonperturbative methods to be thoroughly studied, since the crossing fixed points can become strong coupling in certain parameter regimes as detailed in the appendix D. This analysis goes beyond the one of TF. In the following we will show how the inclusion of the strong-coupling part changes qualitatively our understanding of the phase diagram.

1. The case $d < 2$

To begin, the situation d below 2 is depicted in Fig. 1. All the weak-coupling fixed points EW, EWU and EWA are unstable in the \hat{g} direction and three additional fixed points are found; one fixed point U is unstable in the γ direction while attractive in the \hat{g} direction along the $\gamma = 0$ axis, and two locally fully attractive SC and A fixed points. When both nonlinear couplings have the same sign, which corresponds to the flow in the positive γ quadrant of Fig. 1, the flow is always attracted by the SC fixed point and the well known isotropic KPZ rough phase is found. On the other hand, if the couplings have opposite signs, which corresponds to the flow in the negative γ quadrant, the flow is always driven towards the A fixed point.

2. The case $d = 2$

Exactly at $d = 2$ the stability in the \hat{g} direction of the weak-coupling fixed points EW, EWU and EWA depends on the splitting in the sector dimensions. The RG flow for an increasing difference between d_{\parallel} and d_{\perp} is depicted in Fig. 2. In this figure, the panel (a) corresponds to Wolf's result [8] with $d_{\parallel} = d_{\perp} = 1$. That is, the EW fixed point is repulsive and EWU and EWA are both attractive in the \hat{g} direction. When both nonlinear couplings have the same sign, the flow is always attracted by the SC fixed point. On the other hand, if the couplings have opposite signs, the flow is always driven towards the weak-coupling EWA fixed point. The situation changes when the difference between the sector dimensions increases. For $d_{\parallel} > -1 + \sqrt{5}$, first EWU becomes repulsive in the \hat{g} direction, see Fig. 2 (b). This stability change is induced by the U fixed point, which crosses EWU at $d_{\parallel} = -1 + \sqrt{5}$ and enters the physical quadrant. Since U is unstable in the γ direction the flow is still attracted towards SC or EWA if $\gamma \neq 0$. However, if the difference between the two sector dimensions is further increased above $d_{\parallel} > 1 + 1/\sqrt{5}$, EWA is also crossed by A and turns repulsive in the \hat{g} direction, see Fig. 2 (c). For positive γ the SC fixed point continues to be the only attractive fixed point, but in the negative γ quadrant, the flow is driven towards A, similarly to the situation in $d < 2$.

3. The case $2 < d \leq 3$

For $d > 2$ all three fixed points EW, EWU and EWA become attractive in the \hat{g} direction. More precisely, among these fixed points, the ones that are attractive in the \hat{g} direction in $d = 2$ remain so in $d > 2$, whereas for the others that are repulsive in $d = 2$, they are crossed in $d > 2$ by a transition fixed point as shown in Fig. 3 and thereby become stable in the \hat{g} direction.

When d increases, the ordering in the γ direction of the transition fixed points T, TU and TA may be different from the ordering of the EW, EWU and EWA fixed points (see Figs. 3 and 4). For d larger than 2 and arbitrary splitting in the two sectors, we find the flow in certain cases to be more complex. For example in $d = 3$ we observe the flows displayed in Fig. 5, which shows that for certain values of the splitting the dominant exponents around the A fixed point are complex. This gives a flow in form of spirals. Similar situations, with spiral flows around fixed points were already observed for example in Ref. [63]. Unfortunately, we do not find the A fixed point in $d = 3$ for integer values of the sector dimensions. If such a behavior had been present, it would imply a new anisotropic universality class in physical situations.

In the positive γ region we did not find any case in which the isotropic SC fixed point becomes locally unstable. For the physically relevant case where both sector dimensions take integer values ($d_{\parallel} = 2, d_{\perp} = 1$) we find the flow shown in Fig. 5(d) within the LPA' approximation. Within the NLO approximation, the flow diagram is slightly different, since the A and U fixed point are no longer present, as shown in Fig. 6. However, this does not affect the associated physics. Indeed, within both approximations there is a critical coupling value \hat{g}_c in the positive γ quadrant which is given by the separatrix (highlighted in blue) that goes through T. If the coupling at the initial scale is below this critical value, the flow renormalizes the coupling to zero and EW physics is obtained. For a sufficiently large initial coupling $\hat{g} > \hat{g}_c$ the flow is attracted towards the SC fixed point, yielding the rough isotropic phase. At this point, it is not clear why the U and A fixed points are not present for $d_{\parallel} = 2$ and $d_{\perp} = 1$ in the NLO approximation, although they are found for $d < 2$ in both LPA' and NLO approximations. One possibility is that both fixed points A and U exist for more extreme splittings in the sector dimensions. Unfortunately, this regime is numerically hard to explore within the NLO approximation because the double integral Eq. (C3) becomes badly conditioned.

4. The case $d > 3$

As already pointed out, the NLO approximation turns out to become quantitatively unreliable in the isotropic strong coupling regime for dimensions $d \gtrsim 3.5$ [45, 47, 48]. In large dimensions one typically do find the strong coupling fixed point but the associated critical exponents largely depend on the regulator. However, the quality of the NLO approximation around the anisotropic or the uniaxial fixed point is *a priori* not known. In the physically relevant cases $d_{\parallel} = d_{\perp} = 2$ and $d_{\parallel} = 3$ with $d_{\perp} = 1$ we find the isotropic strong coupling fixed point always locally fully stable, both within the LPA' and the NLO approximations [64]. The flow is qualitatively similar to Fig. 5 (e) when $d_{\parallel} = d_{\perp} = 2$, whereas it resembles Fig. 4 when $d_{\parallel} = 3$ and $d_{\perp} = 1$ [65]. In contrast to the former case in $d = 3$, we find the A fixed point for the integer splitting $d_{\parallel} = 3$ and $d_{\perp} = 1$ at LPA', but it is not present at NLO. This indicates that the LPA' (or even NLO) approximation may be unreliable in this regime of the flow.

C. On the stability of the isotropic rough phase

In the previous section we stressed that the strong coupling behavior in the positive γ quadrant is always driven by a unique and locally fully attractive SC fixed point. For non-integer dimensions we find other fixed points A and U, but they lie in the negative γ quadrant (resp. at $\gamma = 0$). As already mentioned, we never observe that these fixed points enter the positive γ quadrant. Hence, they do not cross the SC fixed point and leave its stability unchanged. Physically, this implies that the isotropic rough phase is locally stable against anisotropic perturbations even for arbitrary non-integer sector dimensions. Our work generalizes the one of TF [29] since we are able to study the strong coupling regime. In agreement with TF we find that the isotropic KPZ equation may become unstable against anisotropic perturbations in the weak-coupling regime. However, our results indicate that it is not possible to naively extrapolate the perturbative results to the strong coupling regime in order to predict the stability of the SC phase. In contrast to the weak-coupling regime the isotropic strong coupling fixed point SC remains always locally fully stable.

IV. CONCLUSION

In this manuscript, we have presented a NPRG analysis of the AKPZ equation. We have derived the associated flow equations and solved them numerically to study

the RG flow and their fixed point solutions. Two different approximations were applied throughout this study, the simpler LPA' approximation to obtain the qualitative features of the phase diagram and the more accurate NLO approximation in order to check our findings.

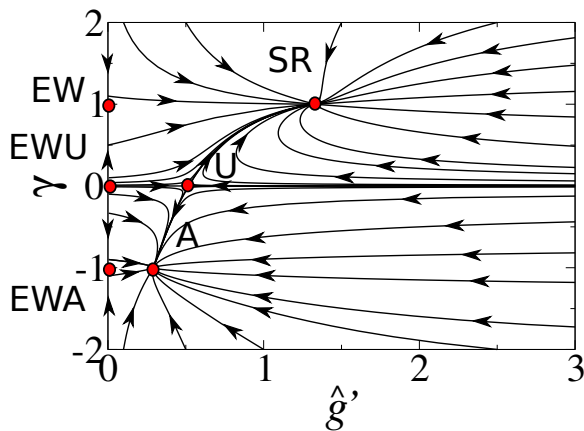


FIG. 1. (Color online) Typical RG trajectories in the $(\hat{g}'_{\kappa}, \gamma_{\kappa})$ plane for $d < 2$ (here $d_{\parallel} = d_{\perp} = 0.8$). All weak coupling fixed points EW (with $\gamma_* = 1$), EWU (with $\gamma_* = 0$) and EWA (with $\gamma_* = (4 - d_{\parallel}d)/(dd_{\perp} - 4)$) are unstable in the \hat{g} direction and we find two locally fully stable strong-coupling fixed points SC (with $\gamma_* = 1$) and A (with $\gamma_* < 0$). Moreover, there is another U fixed point with $\gamma_* = 0$ which is attractive along the $\gamma = 0$ axis and repulsive in the γ direction

At weak coupling the LPA' approximation leads to the same equations (and stability conditions) as the perturbative ones in the study by TF, but moreover, with the NPRG approach we are able to study the strong coupling regime. We find that the isotropic rough KPZ phase is always locally stable against anisotropic perturbations. The AKPZ equation provides no hint for the existence of an upper critical dimension of the strong-coupling phase (similarly to the conclusion drawn from the analysis of the KPZ equation with long-range noise [48]).

In fact, if both nonlinear couplings have the same sign, the critical behavior of the AKPZ equation resembles much that of the standard KPZ equation and the critical exponents χ and z only depend on the total spatial dimension d but not on the splitting in the two sector dimensions. That is, for $d \leq 2$ the flow is always driven towards the isotropic rough strong coupling fixed point. For $d > 2$ there is a critical coupling \hat{g}_c below which the flow renormalizes the coupling to zero and EW physics is obtained. In contrast, for sufficiently large coupling $\hat{g} > \hat{g}_c$ the flow is attracted towards the SC fixed point, describing the isotropic rough phase. The anisotropy plays no role for nonlinearities of same signs.

However, if the nonlinearities have different signs, the anisotropy becomes relevant. The case $d_{\parallel} = d_{\perp} = 1$, initially studied by Wolf finding only weak coupling behaviors, turns out to be only a special case, as already pointed out by TF. In the general situation, we find a new locally attractive anisotropic strong-coupling fixed point, that could correspond to a new universality class. However, it is only present for certain non-integer values of d_{\parallel} and d_{\perp} , and does not exist at integer sector dimensions.

We hope that our results can have some relevance for the physics of cold atoms, considering the recently established connection with an anisotropic and periodic variant of the KPZ equation [9, 10]. The AKPZ equation readily incorporates the effect of anisotropy but ignores that of periodicity. At the current stage it is however not possible to predict the importance of this missing ingredient and how it might change the physics. This work is left for further studies.

V. ACKNOWLEDGMENTS

LC and TK thank the Universidad de la República, NW the LPMMC and TK the Goethe Universität Frankfurt and the Group of P. Kopietz for hospitality. This work has received financial support from PEDECIBA program, the ECOS France-Uruguay collaboration program and TK acknowledges financial support from the IIP in Natal. Numerical calculations were performed on the Computer System of High Performance (IIP and UFRN, Natal) and on HOUSEWIVES (Goethe Universität, Frankfurt). The authors would also like to thank B. Delamotte for stimulating discussions.

APPENDIX A: PERTURBATIVE ANALYSIS IN THE WEAK-COUPLING LIMIT

In the limit $\hat{g}_{\kappa} \rightarrow 0$, the anomalous dimensions simplify to

$$\eta_{\kappa}^D = -\hat{J}_{\kappa}^{D0}, \quad \eta_{\kappa}^{\parallel} = -\hat{J}_{\kappa}^{\parallel 0}, \quad \eta_{\kappa}^{\perp} = -\hat{J}_{\kappa}^{\perp 0}. \quad (\text{A1})$$

As emphasized in previous studies [48], the NLO approximation reduces to the LPA' approximation in that limit because the difference of the flowing functions f^x to one is already of order \hat{g} . We can therefore take the limit of small coupling directly in the LPA' approximation Eq. (38) and calculate explicitly the loop integrals Eqs. (C1) to obtain

$$\eta_{\kappa}^D = \hat{g}_{\kappa} [d_{\parallel}(d_{\parallel} + 2) + d_{\perp}(d_{\perp} + 2)\gamma_{\kappa}^2 + 2d_{\parallel}d_{\perp}\gamma_{\kappa}]A(d), \quad (\text{A2a})$$

$$\eta_{\kappa}^{\parallel} = -\hat{g}_{\kappa} [d(d_{\parallel} + d_{\perp}\gamma_{\kappa}) - 4]A(d), \quad (\text{A2b})$$

$$\eta_{\kappa}^{\perp} = -\hat{g}_{\kappa}\gamma_{\kappa} [d(d_{\parallel} + d_{\perp}\gamma_{\kappa}) - 4\gamma_{\kappa}]A(d). \quad (\text{A2c})$$

These expressions are, up to the inverse sign convention and the extra factor

$$A(d) = -\frac{v_d}{2d(d+2)} \int_0^{\infty} d\hat{q} \hat{q}^{d-1} \frac{\partial_{\hat{q}^2} r(\hat{q}^2)}{(1+r(\hat{q}^2))^2}, \quad (\text{A3})$$

similar to the one-loop results of TF [29]. The integral $A(d)$ is a positive constant which depends only on the dimension and on the cutoff function. Note that for the special value $d = 2$ this integral is independent of the regulator and we find $A(2) = 1/(64\pi)$. The factor $A(d)$ can further be absorbed by a simple redefinition of \hat{g}_{κ} . For

all the weak-coupling fixed points EW, EWU and EWA we therefore recover exactly the same stability conditions as TF.

APPENDIX B: RESCALING

As already noted in Ref. [29] the AKPZ equation can be rescaled such that either $\nu_{\parallel} = \nu_{\perp}$ or $|\lambda_{\parallel}| = |\lambda_{\perp}|$. The first variant is derived explicitly in this appendix, since the resulting rescaled AKPZ action is the one studied throughout this work. Performing the substitution

$$h(t, \vec{x}) = \left(\frac{D}{\nu_{\parallel}}\right)^{1/2} \gamma^{d_{\perp}/4} h'(t', \vec{x}'), \quad (\text{B1a})$$

$$\tilde{h}(t, \vec{x}) = \left(\frac{\nu_{\parallel}}{D}\right)^{1/2} \gamma^{d_{\perp}/4} \tilde{h}'(t', \vec{x}'), \quad (\text{B1b})$$

$$\vec{x}_{\parallel} = \vec{x}'_{\parallel}, \quad \vec{x}_{\perp} = \gamma^{-1/2} \vec{x}'_{\perp}, \quad t = t'/\nu_{\parallel}, \quad (\text{B1c})$$

in the action Eq. (3b) where $\gamma = \nu_{\parallel}/\nu_{\perp}$, we obtain the rescaled AKPZ action (to simplify notations, the primes are omitted):

$$\begin{aligned} \mathcal{S}[h, \tilde{h}] = \int_{\mathbf{x}} \left\{ \tilde{h}(\mathbf{x}) \left(\partial_t h(\mathbf{x}) - \nabla_{\parallel}^2 h(\mathbf{x}) - \nabla_{\perp}^2 h(\mathbf{x}) \right. \right. \\ \left. \left. - \frac{\sqrt{g_b^{\parallel}}}{2} (\nabla_{\parallel} h(\mathbf{x}))^2 - \frac{\sqrt{g_b^{\perp}}}{2} (\nabla_{\perp} h(\mathbf{x}))^2 \right) - (\tilde{h}(\mathbf{x}))^2 \right\}. \end{aligned} \quad (\text{B2})$$

where

$$\sqrt{g_b^{\parallel}} \equiv \left(\frac{\lambda_{\parallel}^2 D \gamma^{d_{\perp}/2}}{\nu_{\parallel}^3} \right)^{1/2}, \quad (\text{B3a})$$

$$\sqrt{g_b^{\perp}} \equiv \left(\frac{\lambda_{\perp}^2 D \gamma^{d_{\perp}/2+2}}{\nu_{\parallel}^3} \right)^{1/2}. \quad (\text{B3b})$$

The rescaling therefore amounts to the substitution $\lambda_{\parallel} \rightarrow \sqrt{g_b^{\parallel}}$ and $\lambda_{\perp} \rightarrow \sqrt{g_b^{\perp}}$ in the original AKPZ action with all the other constants set to unity.

APPENDIX C: FLOW INTEGRALS FOR THE ANOMALOUS DIMENSIONS

In the NLO approximation, the flow integrals with zero external frequency and momentum are

where

$$\hat{k}_\kappa(\hat{q}_\parallel, \hat{q}_\perp) = \hat{f}_\kappa^D(\hat{q}_\parallel, \hat{q}_\perp) + r(\hat{q}^2), \quad (\text{C2a})$$

$$\hat{l}_\kappa(\hat{q}_\parallel, \hat{q}_\perp) = \hat{q}^2(\hat{f}_\kappa^\nu(\hat{q}_\parallel, \hat{q}_\perp) + r(\hat{q}^2)), \quad (\text{C2b})$$

$$\hat{q}^2 = \hat{q}_\parallel^2 + \hat{q}_\perp^2. \quad (\text{C2c})$$

The flow integrals in the LPA' approximation are easily deduced from the above NLO expressions by setting the flowing functions to one according to Eq. (38). Using the substitution $\hat{q}_\parallel = \hat{q} \cos \theta$, $\hat{q}_\perp = \hat{q} \sin \theta$ the double integrals in Eqs. (C1) can be further simplified to simple radial integrals

$$\int_0^\infty d\hat{q}_\parallel \hat{q}_\parallel^{d_\parallel-1} \int_0^\infty d\hat{q}_\perp \hat{q}_\perp^{d_\perp-1} \hat{I}(\hat{q}) = \frac{v_d}{v_{d_\parallel} v_{d_\perp}} \int_0^\infty d\hat{q} \hat{q}^{d-1} \hat{I}(\hat{q}), \quad (\text{C3a})$$

$$\int_0^\infty d\hat{q}_\parallel \hat{q}_\parallel^{d_\parallel+1} \int_0^\infty d\hat{q}_\perp \hat{q}_\perp^{d_\perp-1} \hat{I}(\hat{q}) = \frac{v_d d_\parallel}{v_{d_\parallel} v_{d_\perp} d} \int_0^\infty d\hat{q} \hat{q}^{d+1} \hat{I}(\hat{q}), \quad (\text{C3b})$$

where $\hat{I}(\hat{q})$ is a radial symmetric integrand.

In the isotropic case $\hat{f}^x(\hat{q}_\parallel, \hat{q}_\perp) \equiv \hat{f}^x(\hat{q})$ and $\gamma = 1$. One can then easily check that Eqs. (C1) with the help of Eq. (C3) simplify to the isotropic expressions (A4) in Refs. [47, 48], with

$$\hat{I}_\kappa^{D\nu} = \hat{I}_\kappa^{D\parallel} + \hat{I}_\kappa^{D\perp}, \quad (\text{C4a})$$

$$\hat{I}_\kappa^{\nu\nu} = \hat{I}_\kappa^{\parallel\parallel} + \hat{I}_\kappa^{\perp\perp} = \hat{I}_\kappa^{\parallel\parallel} + \hat{I}_\kappa^{\perp\perp}, \quad (\text{C4b})$$

$$\hat{I}_\kappa^{\nu 0} = \hat{I}_\kappa^{\parallel 0} = \hat{I}_\kappa^{\perp 0}, \quad \hat{I}_\kappa^{\nu D} = \hat{I}_\kappa^{\parallel D} = \hat{I}_\kappa^{\perp D}. \quad (\text{C4c})$$

APPENDIX D: ON THE NATURE OF THE ANISOTROPIC (A) FIXED POINT

We start with the β functions Eq. (30) in the perturbative limit Eq. (A2). As mentioned before, in the limit of small coupling \hat{g} the β functions coincide with the perturbative ones studied by TF [29]. Let us define $\epsilon = 2 - d$ with $\epsilon > 0$. For small ϵ and $\hat{g} \sim \mathcal{O}(\epsilon)$ the one-loop β functions become

$$\beta_{\hat{g}} = -\epsilon \hat{g} + \beta_0 \hat{g}^2 + \mathcal{O}(\epsilon^3), \quad (\text{D1a})$$

$$\beta_\gamma = \hat{g} \gamma (\gamma - 1) (2 - \Delta + \gamma (2 + \Delta)) A(d) + \mathcal{O}(\epsilon^2), \quad (\text{D1b})$$

where

$$\beta_0 = (8 - 16\Delta - 2\Delta^2 - 4\gamma(8 - 2\Delta - \Delta^2) + \gamma^2(2 - \Delta)^2) A(d).$$

The β_γ function has three zeros (see Sec. III): $\gamma_* = 1$ (isotropic case), $\gamma_* = 0$ (unitary case) and $\gamma_* = (\Delta - 2)/(\Delta + 2)$ (anisotropic case). Substituting the anisotropic fixed point value for γ into the first β function Eq. (D1a) we obtain

$$\beta_A(\hat{g}) = -\epsilon \hat{g} + \frac{8A(d)(4 - 5(d - 2d_\parallel)^2)}{(d - 2(1 + d_\parallel))^2} \hat{g}^2 + \mathcal{O}(\epsilon^3). \quad (\text{D2})$$

This function has the nontrivial fixed point

$$\hat{g}'_* = -\frac{v_d}{4A(d)} \frac{(d - 2)(d - 2(1 + d_\parallel))^2}{8(4 - 5(d - 2d_\parallel)^2)}. \quad (\text{D3})$$

In order to stay in the perturbative regime where $\hat{g}_* \sim \mathcal{O}(\epsilon)$ is valid, the dimension d_\parallel has to verify $d_\parallel < 1 + 1/\sqrt{5}$. For $d < 2$ and depending on the splitting in the sector dimensions, the A fixed point therefore changes from weak coupling (for $d_\parallel < 1 + 1/\sqrt{5}$) to become strong coupling (for $d_\parallel \geq 1 + 1/\sqrt{5}$), see Fig. 7.

Let us mention that for $d_\parallel \geq 1 + 1/\sqrt{5}$ and $d \geq 2$ the perturbative treatment can be used in order to analyze the A fixed point as long as at least two loop contributions are included and $d_\parallel - 1 - 1/\sqrt{5} \sim \sqrt{\epsilon}$.

Finally, a similar analysis is possible for the uniaxial U fixed point. The critical sector dimension is $d_\parallel = \sqrt{5} - 1$ in that case.

APPENDIX E: GAUGE SYMMETRY OF THE UNIAXIAL AKPZ EQUATION

The AKPZ action in the uniaxial case ($\gamma = 0$) is invariant under the generalized gauged shift

$$h'(t, \vec{x}) = h(t, \vec{x}) + f(t, \vec{x}_\perp), \quad (\text{E1})$$

except for the two terms

$$\delta S = \int_{\mathbf{x}} \left\{ \tilde{h}(\mathbf{x}) (\partial_t f(t, \vec{x}_\perp) - \nu_\perp \nabla_\perp^2 f(t, \vec{x}_\perp)) \right\}, \quad (\text{E2})$$

which variation is linear in the field. Following the same line of reasoning as Ref. [46], one deduces that

$$\int_{\vec{x}_\parallel} \frac{\delta \Gamma}{\delta h} = \int_{\vec{x}_\parallel} \frac{\delta S}{\delta h} = 0, \quad (\text{E3})$$

or equivalently

$$\Gamma^{(n,m)}(\vec{p}_\parallel = 0, \dots) = (i\omega + \nu_\perp p_\perp^2) \delta_{m1} \delta_{n1}. \quad (\text{E4})$$

This implies that $\eta_\kappa^\perp = 0$ since ν_κ^\perp is not renormalized in the flow.

[1] M. Kardar, G. Parisi, and Y.-C. Zhang, *Phys. Rev. Lett.* **56**, 889 (1986).

[2] T. Halpin-Healy and Y.-C. Zhang, *Phys. Rep.* **254**, 215 (1995).

- [3] J. Krug, *Adv. Phys.* **46**, 139 (1997).
- [4] A. L. Barabási and H. E. Stanley, *Fractal Concepts in Surface Growth* (Cambridge University Press, Cambridge, U.K., 1995).
- [5] M. Kulkarni and A. Lamacraft, *Phys. Rev. A* **88**, 021603 (2013).
- [6] V. N. Gladilin, K. Ji, and M. Wouters, *Phys. Rev. A* **90**, 023615 (2014).
- [7] J. Villain, *J. Phys. I (France)* **1**, 19 (1991).
- [8] D. E. Wolf, *Phys. Rev. Lett.* **67**, 1783 (1991).
- [9] L. Chen and J. Toner, *Phys. Rev. Lett.* **111**, 088701 (2013).
- [10] E. Altman, L. M. Sieberer, L. Chen, S. Diehl, and J. Toner, [arXiv:1311.0876 \[cond-mat.stat-mech\]](https://arxiv.org/abs/1311.0876) (2013).
- [11] M. Prähofer and H. Spohn, *J. Stat. Phys.* **115**, 255 (2004).
- [12] T. Sasamoto, *J. Phys. A: Math. Gen.* **38**, L549 (2005).
- [13] T. Sasamoto and H. Spohn, *J. Stat. Mech.* **2010**, P11013 (2010).
- [14] P. Calabrese and P. Le Doussal, *Phys. Rev. Lett.* **106**, 250603 (2011).
- [15] G. Amir, I. Corwin, and J. Quastel, *Commun. Pure Appl. Math.* **64**, 466 (2011).
- [16] T. Imamura and T. Sasamoto, *Phys. Rev. Lett.* **108**, 190603 (2012).
- [17] I. Corwin, *Random Matrices* **01**, 1130001 (2012).
- [18] L.-H. Tang, B. M. Forrest, and D. E. Wolf, *Phys. Rev. A* **45**, 7162 (1992).
- [19] T. Ala-Nissila, T. Hjelt, J. Kosterlitz, and O. Venäläinen, *J. Stat. Phys.* **72**, 207 (1993).
- [20] C. Castellano, M. Marsili, M. A. Muñoz, and L. Pietronero, *Phys. Rev. E* **59**, 6460 (1999).
- [21] E. Marinari, A. Pagnani, and G. Parisi, *J. Phys. A: Math. Gen.* **33**, 8181 (2000).
- [22] F. D. A. Aarão Reis, *Phys. Rev. E* **69**, 021610 (2004).
- [23] S. V. Ghaisas, *Phys. Rev. E* **73**, 022601 (2006).
- [24] J. Kelling and G. Ódor, *Phys. Rev. E* **84**, 061150 (2011).
- [25] A. Pagnani and G. Parisi, *Phys. Rev. E* **87**, 010102 (2013).
- [26] T. Halpin-Healy, *Phys. Rev. Lett.* **109**, 170602 (2012).
- [27] T. Halpin-Healy, *Phys. Rev. E* **88**, 042118 (2013); *Phys. Rev. E* **88**, 069903(E) (2013).
- [28] S. G. Alves, T. J. Oliveira, and S. C. Ferreira, *Phys. Rev. E* **90**, 020103 (2014).
- [29] U. C. Täuber and E. Frey, *Europhys. Lett.* **59**, 655 (2002).
- [30] A. K. Chattopadhyay, *Phys. Rev. E* **76**, 050103 (2007).
- [31] A. Borodin and P. L. Ferrari, *J. Stat. Mech.* **2009**, P02009 (2009).
- [32] A. Borodin and P. L. Ferrari, *Commun. Math. Phys.* **325**, 603 (2014).
- [33] E. Vivo, M. Nicoli, and R. Cuerno, *Phys. Rev. E* **89**, 042407 (2014).
- [34] T. Halpin-Healy and A. Assdah, *Phys. Rev. A* **46**, 3527 (1992).
- [35] H. Jeong, B. Kahng, and D. Kim, *Phys. Rev. Lett.* **71**, 747 (1993).
- [36] H.-J. Kim, I.-m. Kim, and J. M. Kim, *Phys. Rev. E* **58**, 1144 (1998).
- [37] M. Prähofer and H. Spohn, *J. Stat. Phys.* **88**, 999 (1997).
- [38] H. Jeong, B. Kahng, and D. Kim, *Phys. Rev. E* **52**, R1292 (1995).
- [39] S. Mukherji and S. M. Bhattacharjee, *Phys. Rev. Lett.* **79**, 2502 (1997).
- [40] Y. Jung, K. Park, H.-J. Kim, and I.-m. Kim, *Phys. Rev. E* **62**, 1893 (2000).
- [41] G. Tang and B. Ma, *Physica A* **310**, 1 (2002).
- [42] G. Tang and B. Ma, *Int. J. Mod. Phys. B* **16**, 563 (2002).
- [43] T. Hwa, *Phys. Rev. Lett.* **69**, 1552 (1992).
- [44] L.-H. Tang, M. Kardar, and D. Dhar, *Phys. Rev. Lett.* **74**, 920 (1995).
- [45] L. Canet, H. Chaté, B. Delamotte, and N. Wschebor, *Phys. Rev. Lett.* **104**, 150601 (2010).
- [46] L. Canet, H. Chaté, B. Delamotte, and N. Wschebor, *Phys. Rev. E* **84**, 061128 (2011); *Phys. Rev. E* **86**, 019904(E) (2012).
- [47] T. Kloss, L. Canet, and N. Wschebor, *Phys. Rev. E* **86**, 051124 (2012).
- [48] T. Kloss, L. Canet, B. Delamotte, and N. Wschebor, *Phys. Rev. E* **89**, 022108 (2014).
- [49] B. Delamotte, in *Renormalization Group and Effective Field Theory* Lecture Notes in Physics (Springer, Berlin, 2012); [arXiv:cond-mat/0702365](https://arxiv.org/abs/cond-mat/0702365) (2007).
- [50] H.-K. Janssen, *Z. Phys. B* **23**, 377 (1976); de Dominicis, C., *J. Phys. (Paris Colloq.)* **37**, 247 (1976).
- [51] P. C. Martin, E. D. Siggia, and H. A. Rose, *Phys. Rev. A* **8**, 423 (1973).
- [52] V. V. Lebedev and V. S. L'vov, *Phys. Rev. E* **49**, R959 (1994).
- [53] E. Frey, U. C. Täuber, and T. Hwa, *Phys. Rev. E* **53**, 4424 (1996).
- [54] J. Berges, N. Tetradis, and C. Wetterich, *Phys. Rep.* **363**, 223 (2002).
- [55] P. Kopietz, L. Bartosch, and F. Schütz, *Introduction to the Functional Renormalization Group*, Lecture Notes in Physics (Springer, Berlin, 2010).
- [56] L. Canet, B. Delamotte, O. Deloubrière, and N. Wschebor, *Phys. Rev. Lett.* **92**, 195703 (2004).
- [57] L. Canet, H. Chaté, and B. Delamotte, *J. Phys. A: Math. Theor.* **44**, 495001 (2011).
- [58] T. Kloss and P. Kopietz, *Phys. Rev. B* **83**, 205118 (2011).
- [59] J. Berges and D. Mesterházy, *Nucl. Phys. B Proc. Suppl.* **228**, 37 (2012).
- [60] C. Wetterich, *Phys. Lett. B* **301**, 90 (1993).
- [61] J.-P. Blaizot, R. Méndez-Galain, and N. Wschebor, *Phys. Lett. B* **632**, 571 (2006).
- [62] F. Benitez, J.-P. Blaizot, H. Chaté, B. Delamotte, R. Méndez-Galain, and N. Wschebor, *Phys. Rev. E* **85**, 026707 (2012).
- [63] B. Delamotte, Y. Holovatch, D. Ivaneyko, D. Mouhanna, and M. Tissier, *J. Stat. Mech.* **2008**, P03014 (2008).
- [64] We use $\alpha = 10$ in $d = 4$, compare Ref. [48].
- [65] In both cases ($d_{\parallel} = 3$ and $d_{\perp} = 1$) and ($d_{\parallel} = d_{\perp} = 2$) the fixed point TA ($\gamma_* > 1$) has crossed T ($\gamma_* = 1$) so that T and TA have interchanged their stability in the γ direction. In contrast, for $d = 3$ we find $\gamma_* < 1$ for TA. For the flow diagram this is however of minor importance since both fixed points T and TA are unstable so that the RG trajectories in ($d_{\parallel} = 3$ and $d_{\perp} = 1$) are almost similar to the situation ($d_{\parallel} = 2.5$ and $d_{\perp} = 0.5$) and ($d_{\parallel} = d_{\perp} = 2$) is almost similar to ($d_{\parallel} = 1.73$ and $d_{\perp} = 1.27$).

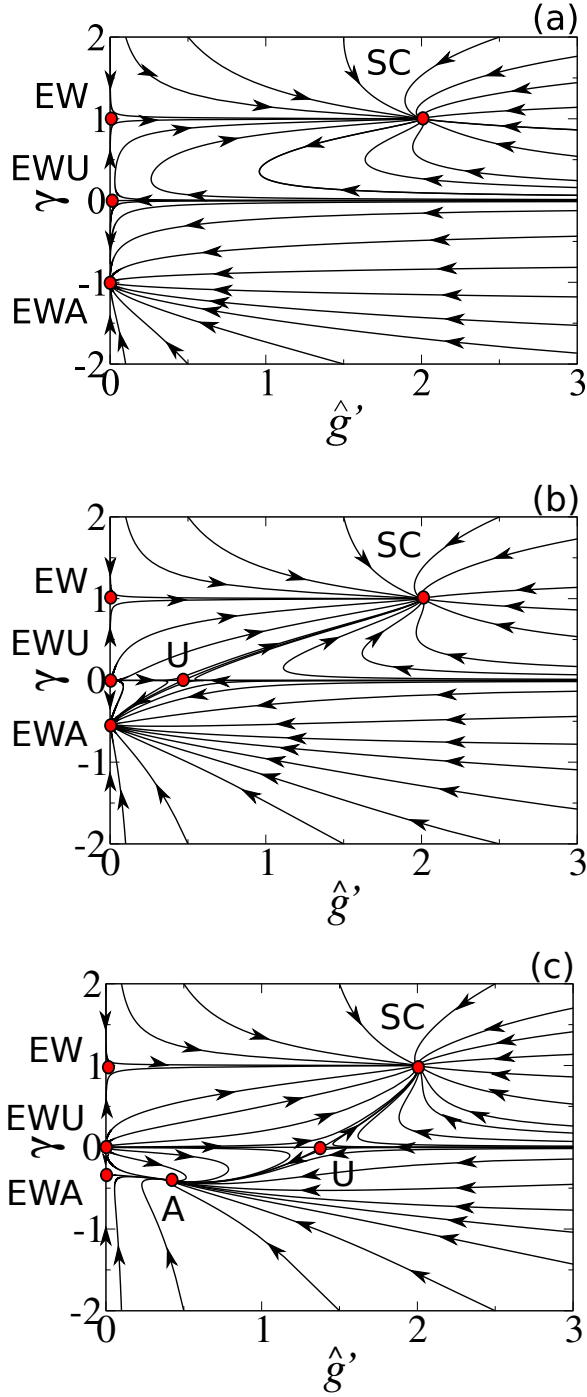


FIG. 2. (Color online) RG trajectories in the $(\hat{g}', \tilde{\gamma}_{\kappa})$ plane at $d = 2$ with an increasing difference between the sector dimensions (from up do down). Panel (a) represents a typical flow for $d_{\parallel} < -1 + \sqrt{5}$ (here $d_{\parallel} = d_{\perp} = 1$, which corresponds to Wolf's result [8]). Both the anisotropic fixed point EWA and the isotropic SC fixed point are fully attractive. The uniaxial fixed point EWU is attractive in the \hat{g} direction but unstable in the anisotropy direction. Panel (b): Typical flow for $-1 + \sqrt{5} < d_{\parallel} < 1 + 1/\sqrt{5}$ (here $d_{\parallel} = 1.3$ and $d_{\perp} = 0.7$). EWU is now repulsive in the \hat{g} direction. Panel (c): Typical flow for $d_{\parallel} > 1 + 1/\sqrt{5}$ (here $d_{\parallel} = 1.5$ and $d_{\perp} = 0.5$). EWA becomes repulsive in the \hat{g} direction because the anisotropic fixed point A crosses it. Note that in all cases the isotropic fixed point SC is not affected by the weak coupling stability changes and is always fully attractive.

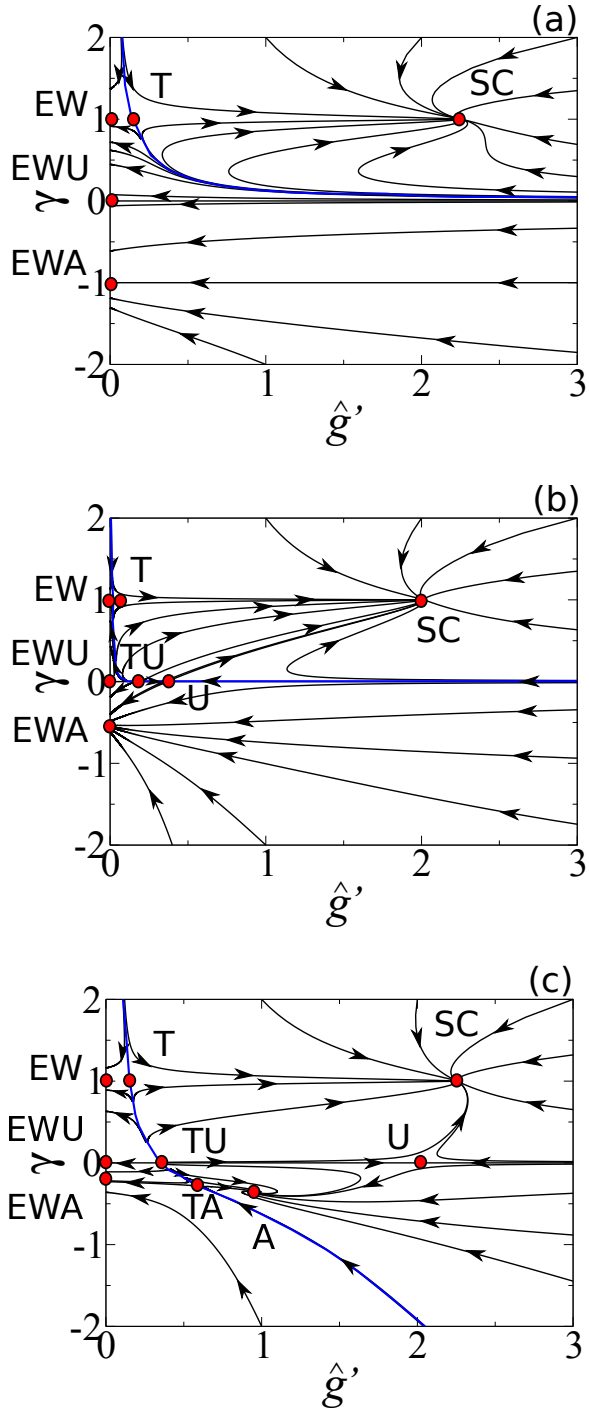


FIG. 3. (Color online) RG trajectories in the $(\hat{g}', \tilde{\gamma})$ plane for $d > 2$ but with small $d - 2$. The difference between the sector dimensions increases along the panels. The three weak coupling fixed points EW, EWU and EWA are attractive in the \hat{g} direction in all panels. Panel (a): Typical flow for $d_{\parallel} \lesssim 1.2$ (here $d_{\parallel} = d_{\perp} = 1.1$). One unstable transition fixed point T ($\gamma_* = 1$) is present. Panel (b): Typical flow for $1.2 \lesssim d_{\parallel} \lesssim 1.4$ (here $d_{\parallel} = 1.31$ and $d_{\perp} = 0.702$). Two unstable transition fixed points T and TU ($\gamma_* = 0$) are present. Panel (c): Typical flow for $1.4 \lesssim d_{\parallel}$ (here $d_{\parallel} = 1.7$ and $d_{\perp} = 0.5$). Three unstable transition fixed points T, TU and TA ($\gamma_* < 0$) are present.

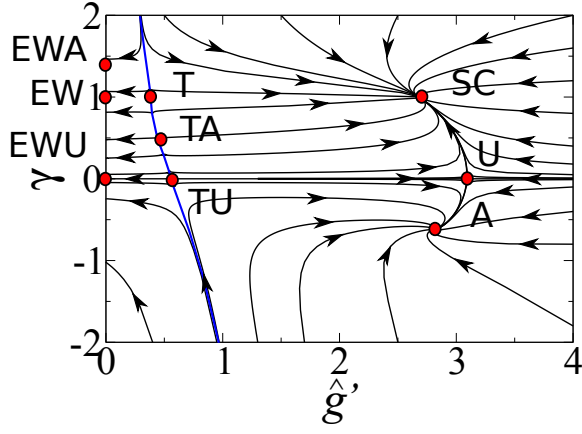


FIG. 4. (Color online) RG trajectories in the $(\hat{g}', \gamma_\kappa)$ plane. Typical flow for d approaching 3 with $d_\perp \sim 0.5$ (here $d_\parallel = 2.5$ and $d_\perp = 0.5$). The unstable transition fixed points T ($\gamma_* = 1$), TA ($0 < \gamma_* < 1$) and TU ($\gamma_* = 0$) are present. The ordering of the three transition fixed points along the γ axis is no longer the same as the one of the weak coupling solutions (EWA, EW and EWU). It is useful to compare with Fig. 3. Note that we do not find a splitting in $d = 3$ which corresponds to scenario C in TF [29] where the ordering becomes (EWA, EW and EWU) and (TA, T and TU).

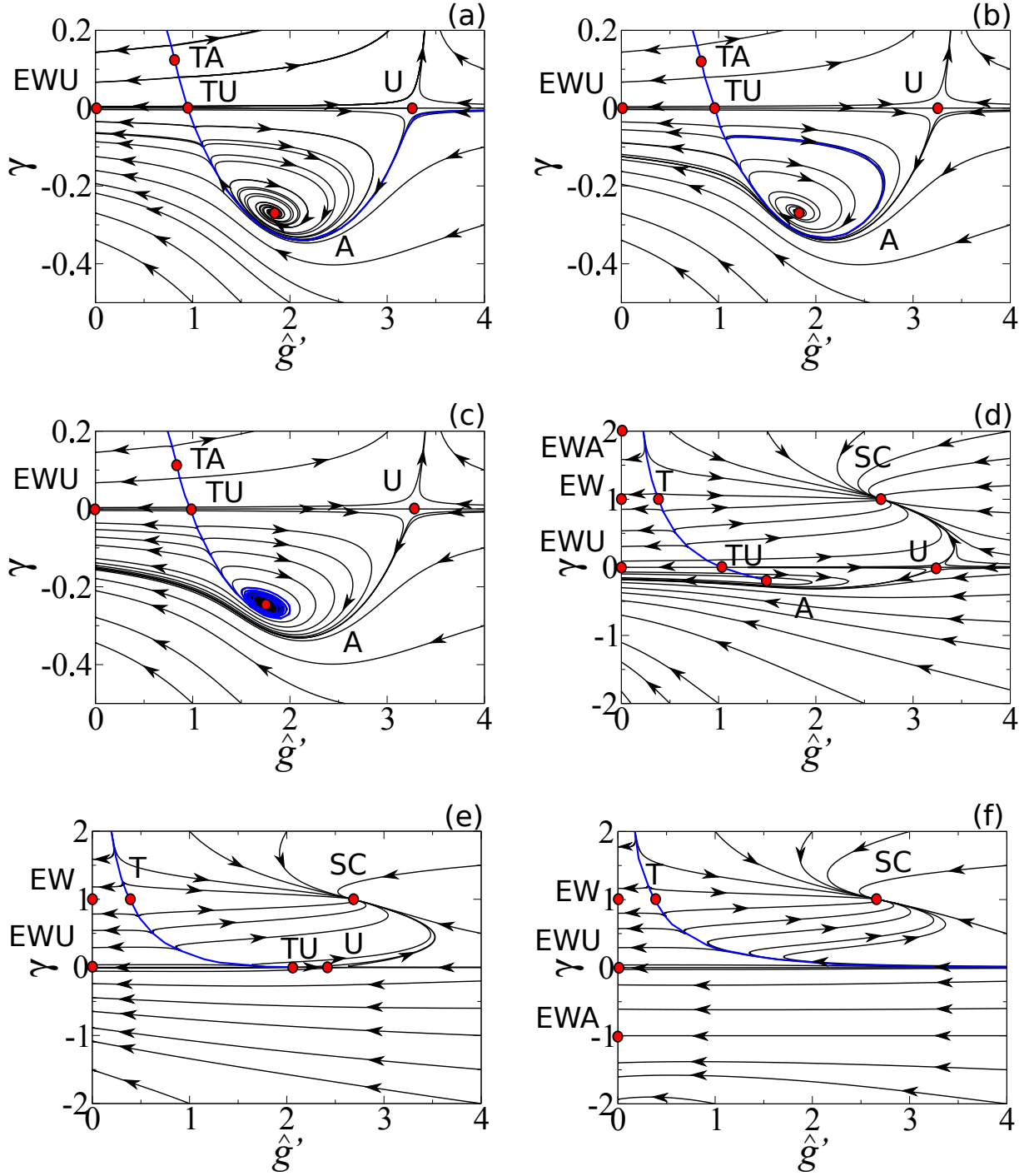


FIG. 5. (Color online) RG trajectories in the (\hat{g}_ρ, γ) plane for $d = 3$ and a decreasing difference between both sector dimensions (from up do down). Panel (a): The fixed point A is enclosed by the $\gamma = 0$ axis and the separatrix (highlighted in blue) and shows a spiral flow. (here $d_\parallel = 2.04855$ and $d_\perp = 0.95145$). Panel (b): The separatrix has formed a closed loop around A. Inside this loop, the flow is directed towards A, outside and for $\gamma < 0$ the couplings always flow to the weak coupling regime. (here $d_\parallel = 2.047$ and $d_\perp = 0.953$). Panel (c): The enclosed area around A decreases in size. (here $d_\parallel = 2.035$ and $d_\perp = 0.965$). Panel (d): The size of the attractive zone around A shrunk down to zero. The TA fixed point has approached TU at $\gamma = 0$ and merges with it. (here $d_\parallel = 2$ and $d_\perp = 1$). Panel (e): The endpoint of the separatrix where A was located approaches the TU fixed point and merges with it. TU and U approach each other. (here $d_\parallel = 1.73$ and $d_\perp = 1.27$). Panel (f): TU and U have annihilated, so that the flow in the uniaxial case is always driven to the weak-coupling EWU. (here $d_\parallel = d_\perp = 1.5$).

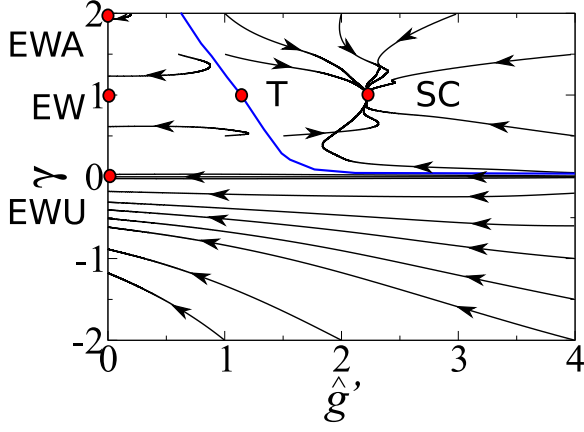


FIG. 6. (Color online) RG trajectories in the $(\hat{g}'_\kappa, \gamma_\kappa)$ plane for $d_\parallel = 2$ and $d_\perp = 1$ in NLO approximation, to be compared with panel (d) of Fig. 5. The strong coupling SC fixed point is locally fully attractive, but neither the A nor the U fixed points are present. Note that the position of the separatrix (highlighted in blue) is only roughly estimated.

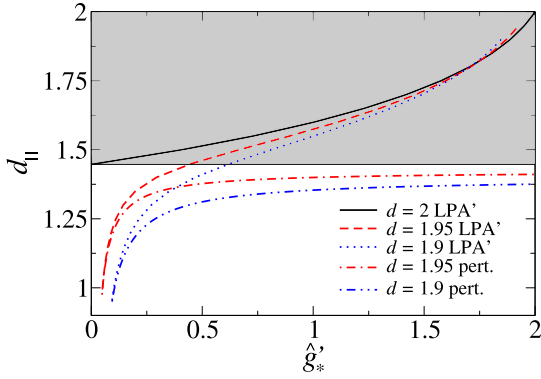


FIG. 7. (Color online) Coupling constant \hat{g}'_* at the anisotropic A fixed point close to $d = 2$ for different values of the sector dimension d_\parallel . The LPA' results are obtained from a numerical solution of the NPRG flow equations and perturbative results (labeled as pert.) from the one-loop expression Eq. (D3). For $d < 2$ and small d_\parallel the A fixed point is weak coupling and is well described by a perturbative treatment. For larger values of d_\parallel the A fixed point becomes strong coupling and the perturbative treatment is no longer justified. The sector dimension $d_\parallel = 1 + 1/\sqrt{5} \approx 1.45$ stands as the boundary beyond which the one-loop treatment for A breaks down, separating the weak coupling (white) from the strong coupling regime (shaded in grey).