

Stadium norm and Douglas–Rachford splitting: a new approach to road design optimization

Heinz H. Bauschke*, Valentin R. Koch† and Hung M. Phan‡

September 29, 2014

Abstract

The basic optimization problem of road design is quite challenging due to a objective function that is the sum of nonsmooth functions and the presence of set constraints. In this paper, we model and solve this problem by employing the Douglas–Rachford splitting algorithm. This requires a careful study of new proximity operators related to minimizing area and to the stadium norm. We compare our algorithm to a state-of-the-art projection algorithm. Our numerical results illustrate the potential of this algorithm to significantly reduce cost in road design.

Keywords: convex function, convex set, Douglas–Rachford algorithm, Fenchel conjugate, intrepid projector, method of cyclic intrepid projections, norm, projection, projector, proximal mapping, proximity operator, road design, stadium norm.

2010 Mathematics Subject Classification: Primary 65K05, 90C25; Secondary 41A65, 49M27, 49M37, 52A21.

1 Introduction

1.1 The road design problem

We set

$$(1) \quad X = \mathbb{R}^n$$

*Mathematics, Irving K. Barber School, University of British Columbia, Kelowna, B.C. V1V 1V7, Canada.
Email: heinz.bauschke@ubc.ca

†Information Modeling & Platform Products Group (IPG), Autodesk, Inc. Email: valentin.koch@autodesk.com

‡Mathematics, Irving K. Barber School, University of British Columbia, Kelowna, B.C. V1V 1V7, Canada.
Email: hung.phan@ubc.ca

and write $x = (x_1, \dots, x_n)$ for a vector in X . Now fix

$$(2) \quad t = (t_1, \dots, t_n) \in X \quad \text{such that} \quad t_1 < \dots < t_n.$$

For every x in X , there is a unique corresponding piecewise linear function — or *linear spline* — $l_{(t,x)} : [t_1, t_n] \rightarrow \mathbb{R}$ given by

$$(3) \quad l_{(t,x)}(s) := x_i + (x_{i+1} - x_i) \frac{s - t_i}{t_{i+1} - t_i}, \quad \text{for } s \in [t_i, t_{i+1}], \quad i \in \{1, \dots, n-1\}.$$

In civil engineering, such a spline may represent the *vertical profile* of a road design. In this context, t_i is the horizontal distance between a *station* $i \in \{1, \dots, n-1\}$ along the road, and the starting station $i = 1$ of the same road. The station value t_i , together with the *elevation* value x_i form a *point of vertical intersection* (t_i, x_i) , where two vertical tangents intersect. Vertical curves are placed beneath or above these points to allow for a smooth ride.

The most basic problem in road design is to satisfy the following three types of constraints:

- **interpolation constraints:** For a subset J of $\{1, \dots, n\}$, we have $x_j = y_j$, where $y \in \mathbb{R}^J$ is given.
- **slope constraints:** each slope $s_j := (x_{j+1} - x_j) / (t_{j+1} - t_j)$ satisfies $|s_j| \leq \sigma_j$ where $j \in \{1, \dots, n-1\}$ and $\sigma \in \mathbb{R}_{++}^{n-1}$ is given.
- **curvature constraints:** $\gamma_j \geq s_{j+1} - s_j \geq \delta_j$, for every $j \in \{1, \dots, n-2\}$, and for given γ and δ in \mathbb{R}^{n-2} .

The interpolation constraint fixes a point of vertical intersection (t_i, x_i) to a given elevation x_i . This allows for the construction of an intersection with an existing road that crosses the new road at t_i . The slope constraint is required for safety reasons and to ensure good traffic flow. The curvature constraints limits the grade change of the incoming and outgoing tangents. This limits the curvature of vertical smoothing curves, which is very important for the visibility of oncoming traffic. It also limits the vertical acceleration on a vehicle, which contributes to a more comfortable ride.

The engineer is first and foremost concerned with meeting these constraints. In [4], it is shown how the engineer's problem can be translated into a feasibility problem involving six sets in X :

$$(4) \quad \text{find } x \in C_1 \cap C_2 \cap \dots \cap C_6.$$

Of the infinitude of possible solutions for this problem, the engineer may be particularly interested in those that are optimal in some sense. For instance, in road design, it is desirable to find a solution that may be close to a given fixed vector, a solution that minimizes the amount of earth work (cut and fill), a solution that balances cut and fill, or variants and combinations thereof. If more than one objective function is of interest, it is common to additively combine these functions, perhaps by scaling the functions to give different levels of importance to them. In summary, we are faced with the problem

$$(5) \quad \text{minimize } F(x) \quad \text{subject to } x \in C_1 \cap \dots \cap C_6,$$

where F itself may be a sum of (scaled) objective functions. The function F is typically *nonsmooth* which prevents the use of standard optimization methods. This is the abstraction of the road design optimization problem.

1.2 Objective and outline of this paper

The objective of this paper is to present a framework for solving the problem (5) based on the Douglas–Rachford splitting algorithm. This involves the introduction and computation of new proximity operators to deal with the objective function. Once all required operators are obtained in closed form, we test the algorithm numerically.

The Douglas-Rachford algorithm itself will be reviewed in Section 7. The projection operators and proximity operators are obtained in Sections 2–6. We report on numerical experiments in Section 8, which also contains some concluding remarks.

1.3 Notation

We write \mathbb{N} for the nonnegative integers $\{0, 1, 2, \dots\}$ and \mathbb{R} for the real numbers. We also set $\mathbb{R}_+ = \{x \in \mathbb{R} \mid x \geq 0\}$, $\mathbb{R}_{++} = \{x \in \mathbb{R} \mid x > 0\}$, $\mathbb{R}_- = -\mathbb{R}_+$, and $\mathbb{R}_{--} = -\mathbb{R}_{++}$. Notation not explicitly defined follows [2].

2 Proximity operators, projectors, and norms

2.1 Projectors

Let C be a nonempty closed convex subset of X . It is well known (see, e.g., [2, Theorem 3.14]) that every point x in X has *exactly one* nearest point in C , denoted by $P_C(x)$ and called the projection of x onto C . The induced operator

$$(6) \quad P_C: X \rightarrow X$$

is called the *projection operator* or *projector* of C .

The following two projectors are simple but useful.

Example 2.1 Let α, β , and x be in \mathbb{R} such that $\alpha < \beta$. Then

$$(7) \quad P_{[\alpha, \beta]}(x) = \max \{ \alpha, \min \{ \beta, x \} \} = \min \{ \beta, \max \{ \alpha, x \} \} = \begin{cases} \alpha, & \text{if } x < \alpha; \\ x, & \text{if } \alpha \leq x \leq \beta; \\ \beta, & \text{if } \beta < x. \end{cases}$$

Moreover, $\beta - P_{[\alpha, \beta]}(x) = P_{[0, \beta - \alpha]}(\beta - x)$; in particular,

$$(8) \quad 1 - P_{[0, 1]}(x) = P_{[0, 1]}(1 - x).$$

Lemma 2.2 (projector of a line segment) Let a and b be distinct vectors in X , let $x \in X$, and set $q = \langle a - x, a - b \rangle / \|a - b\|^2$. Then

$$(9) \quad P_{[a,b]}(x) = (1 - \lambda)a + \lambda b, \text{ where } \lambda = P_{[0,1]}(q) = \begin{cases} 0, & \text{if } q < 0; \\ q, & \text{if } q \in [0, 1]; \\ 1, & \text{if } q > 1. \end{cases}$$

Alternatively, and more symmetrically,

$$(10) \quad P_{[a,b]}(x) = P_{[0,1]} \left(\frac{\langle b - x, b - a \rangle}{\|b - a\|^2} \right) a + P_{[0,1]} \left(\frac{\langle a - x, a - b \rangle}{\|a - b\|^2} \right) b.$$

Proof. This follows by discussing the minimization of the quadratic function

$$(11) \quad \lambda \mapsto \|x - ((1 - \lambda)a + \lambda b)\|^2 = (1 - \lambda)\|x - a\|^2 + \lambda\|x - b\|^2 - \lambda(1 - \lambda)\|a - b\|^2,$$

which has the derivative $2\lambda\|a - b\|^2 - 2\langle a - x, a - b \rangle$. To obtain (10), use (8) and (9). \blacksquare

2.2 Proximity operators

Let $f: X \rightarrow]-\infty, +\infty]$ be a function that is convex, lower semicontinuous, and proper¹. Fix $x \in X$. Then it well known (see, e.g., [2, Section 12.4]) that the function

$$(12) \quad X \rightarrow]-\infty, +\infty] : y \mapsto f(y) + \frac{1}{2}\|x - y\|^2$$

has a *unique* minimizer which we denote by $P_f(x)$. The induced operator

$$(13) \quad P_f: X \rightarrow X$$

is called the *proximal mapping* or *proximity operator* (see [18]) of f . These operators are important building blocks in algorithms for solving optimization problems with nonsmooth objective functions; see, e.g., [2], [11], and the references therein. Note that if f is the *indicator function* of C , i.e.,

$$(14) \quad \iota_C: X \rightarrow]-\infty, +\infty] : x \mapsto \begin{cases} 0, & \text{if } x \in C; \\ +\infty, & \text{otherwise,} \end{cases}$$

then $P_f = P_C$; thus, proximity operators are generalizations of projectors.

We also point out that some algorithms utilize P_{f^*} , the proximity operator of the *Fenchel conjugate* f^* of f , which is defined by $f^*(x^*) = \sup_{x \in X} (\langle x^*, x \rangle - f(x))$ at $x^* \in X$. If $\gamma \in \mathbb{R}_{++}$, then (see [2, Theorem 14.3(ii)])

$$(15) \quad (\forall x \in X) \quad x = \gamma P_{\gamma^{-1}f}(\gamma^{-1}x) + P_{\gamma f^*}(x).$$

¹See, e.g., [19] and [2] for relevant material in Convex Analysis.

Lemma 2.3 Let $f: X \rightarrow \mathbb{R}$ be convex and positively homogeneous, let $\alpha \in \mathbb{R}_{++}$, let $\gamma \in \mathbb{R}_{++}$, let $w \in X$, and set

$$(16) \quad h: X \rightarrow \mathbb{R}: x \mapsto \alpha f(x - w).$$

Let $x \in X$. Then

$$(17) \quad P_{\gamma h}(x) = w + \gamma \alpha P_f\left(\frac{x-w}{\gamma \alpha}\right) = x - \gamma \alpha P_{f^*}\left(\frac{x-w}{\gamma \alpha}\right)$$

and

$$(18) \quad P_{\gamma h^*}(x) = x - \gamma w - \alpha P_f\left(\frac{x-\gamma w}{\alpha}\right) = \alpha P_{f^*}\left(\frac{x-\gamma w}{\alpha}\right).$$

Proof. Using (15), we have

$$(19a) \quad P_{\gamma h}(x) = \operatorname{argmin}_{y \in X} \left(\frac{1}{2} \|y - x\|^2 + (\gamma \alpha) f(y - w) \right)$$

$$(19b) \quad = \operatorname{argmin}_{y \in X} \left(\frac{1}{2} \left\| \frac{y-w}{\gamma \alpha} - \frac{x-w}{\gamma \alpha} \right\|^2 + f\left(\frac{y-w}{\gamma \alpha}\right) \right)$$

$$(19c) \quad = w + \gamma \alpha \operatorname{argmin}_{z \in X} \left(\frac{1}{2} \|z - \frac{x-w}{\gamma \alpha}\|^2 + f(z) \right)$$

$$(19d) \quad = w + \gamma \alpha P_f\left(\frac{x-w}{\gamma \alpha}\right)$$

$$(19e) \quad = w + \gamma \alpha \left(\frac{x-w}{\gamma \alpha} - P_{f^*}\left(\frac{x-w}{\gamma \alpha}\right) \right)$$

$$(19f) \quad = x - \gamma \alpha P_{f^*}\left(\frac{x-w}{\gamma \alpha}\right),$$

which proves (17). To obtain (18), combine (17) with (15). ■

2.3 Primal and dual norms

Recall that a *norm* f on X is a convex function such that $(\forall \alpha \in \mathbb{R}) f(\alpha x) = |\alpha|f(x)$ and f vanishes only at the origin. Associated with the norm f are its primal and dual closed unit balls which are defined by

$$(20) \quad B = B(f) = \{x \in X \mid f(x) \leq 1\} \quad \text{and} \quad B_* = B_*(f) = \{x^* \in X \mid \sup \langle x^*, B \rangle \leq 1\},$$

respectively.

Lemma 2.4 (dual ball) Let $f: X \rightarrow \mathbb{R}$ be a norm. Then the dual ball is given by

$$(21) \quad B_* = \overline{\operatorname{conv} \{ \nabla f(x) \mid f(x) = 1 \text{ and } x \in \operatorname{dom} \nabla f \}},$$

where $\operatorname{dom} \nabla f$ is the sets of points at which f is differentiable.

Proof. Set $S := \{x \in \mathbb{R}^n \mid f(x) = 1\}$. Since f is a norm, we have $\partial f(0) = B_*$. Moreover, $0 \notin \operatorname{dom} \nabla f$ and $(\forall x \in \operatorname{dom} \nabla f) \nabla f(\mathbb{R}_{++}x) = \nabla f(x)$. It follows that

$$(22a) \quad \{ \nabla f(x) \mid x \in S \cap \operatorname{dom} \nabla f \} \subseteq \{ \lim \nabla f(x_k) \mid 0 \leftarrow x_k \in \operatorname{dom} \nabla f \}$$

$$(22b) \quad \subseteq \overline{\{\nabla f(x) \mid x \in S \cap \text{dom } \nabla f\}};$$

consequently,

$$(23) \quad \overline{\{\lim \nabla f(x_k) \mid 0 \leftarrow x_k \in \text{dom } \nabla f\}} = \overline{\{\nabla f(x) \mid x \in S \cap \text{dom } \nabla f\}}$$

Hence, using [19, Theorem 25.6 and Theorem 17.2], we deduce that

$$\begin{aligned} (24a) \quad B_* &= \partial f(0) \\ (24b) \quad &= \overline{\text{conv} \{\lim \nabla f(x_k) \mid 0 \leftarrow x_k \in \text{dom } \nabla f\}} \\ (24c) \quad &= \text{conv} \overline{\{\lim \nabla f(x_k) \mid 0 \leftarrow x_k \in \text{dom } \nabla f\}} \\ (24d) \quad &= \text{conv} \overline{\{\nabla f(x) \mid x \in S \cap \text{dom } \nabla f\}}, \end{aligned}$$

as claimed. ■

Remark 2.5 (dual norm) Let $f: X \rightarrow \mathbb{R}$ be a norm. It follows from [19, Section 15] that the dual norm f_* can be found by

$$(25) \quad (\forall x^* \in X) \quad f_*(x^*) = \sup \{\langle x^*, x \rangle \mid f(x) = 1\}.$$

Moreover, if S is a subset of X such that $\text{conv } S$ is equal to the unit ball of f , then

$$(26) \quad (\forall x^* \in X) \quad f_*(x^*) = \sup \{\langle x^*, x \rangle \mid x \in S\}.$$

We conclude this section with a proximity operator formula that will be useful later.

Lemma 2.6 Let $f: X \rightarrow \mathbb{R}$ be a norm, and denote its dual ball by B_* . Let α and γ be in \mathbb{R}_{++} , let $w \in X$, and set $h: X \rightarrow \mathbb{R}: x \mapsto \alpha f(x - w)$. Then

$$(27) \quad (\forall x \in X) \quad P_{\gamma h}(x) = x - \gamma \alpha P_{B_*}\left(\frac{x-w}{\gamma \alpha}\right) \quad \text{and} \quad P_{\gamma h^*}(x) = \alpha P_{B_*}\left(\frac{x-\gamma w}{\alpha}\right).$$

Proof. This follows from Lemma 2.3 because $f^* = \iota_{B_*}$ (see, e.g., [2, Proposition 14.12]) and $P_{\iota_{B_*}} = P_{B_*}$. ■

2.4 A menagerie of proximity operators

In this section we collect various proximity operators that relevant for road design optimization. We provide a user friendly table, taking into account a scaling parameter and the Fenchel conjugate.

Theorem 2.7 Let $x \in X$, let $w \in X$, let $\alpha \in \mathbb{R}_{++}$, let $\gamma \in \mathbb{R}_{++}$, and let $v \in \{1, \dots, n\}$. Then the formulae in the following table hold²:

²Here $\|x\|_1 = \sum_{v=1}^n |x_v|$ denotes the ℓ^1 -norm.

Function $f(x)$	Proximity operators $P_{\gamma f}$ and $P_{\gamma f^*}$
$\iota_C(x)$	$P_{\gamma f}(x) = P_C(x).$ $P_{\gamma f^*}(x) = x - \gamma P_C(x/\gamma).$
$\alpha\ x - w\ ^2$	$P_{\gamma f}(x) = (1 + 2\alpha\gamma)^{-1}(x + 2\alpha\gamma w).$ $P_{\gamma f^*}(x) = x - \gamma(\gamma + 2\alpha)^{-1}(x + 2\alpha w).$
$\alpha\ x - w\ $	$P_{\gamma f}(x) = \begin{cases} x + \alpha\gamma \frac{w - x}{\ w - x\ }, & \text{if } \ w - x\ > \alpha\gamma; \\ w, & \text{otherwise.} \end{cases}$ $P_{\gamma f^*}(x) = \begin{cases} \alpha \frac{x - \gamma w}{\ x - \gamma w\ }, & \text{if } \ x - \gamma w\ > \alpha; \\ x - \gamma w, & \text{otherwise.} \end{cases}$
$\alpha\ x - w\ _1$	$(P_{\gamma f}(x))_v = \begin{cases} x_v + \alpha\gamma \frac{w_v - x_v}{ w_v - x_v }, & \text{if } w_v - x_v > \alpha\gamma; \\ w_v, & \text{otherwise.} \end{cases}$ $(P_{\gamma f^*}(x))_v = \begin{cases} \alpha \frac{x_v - \gamma w_v}{ x_v - \gamma w_v }, & \text{if } x_v - \gamma w_v > \alpha; \\ x_v - \gamma w_v, & \text{otherwise.} \end{cases}$
$\alpha \langle x^*, x - w \rangle $	$P_{\gamma f}(x) = x - (\gamma\alpha) P_{[-1,1]} \left(\frac{\langle x^*, x - w \rangle}{\gamma\alpha\ x^*\ ^2} \right) x^*.$ $P_{\gamma f^*}(x) = \alpha P_{[-1,1]} \left(\frac{\langle x^*, x - \gamma w \rangle}{\alpha\ x^*\ ^2} \right) x^*.$

Proof. Case 1: $f(x) = \iota_C$.

The formula for $P_{\gamma f}$ is obvious, and the one for $P_{\gamma f^*}$ follows from (15).

Case 2: $f(x) = \alpha\|x - w\|^2$.

Observe that $\gamma f(x) = (2\alpha\gamma)\|x - w\|^2/2$. Hence [11, Table 10.1.xi] yields $P_{\gamma f}(x) = (1 + 2\alpha\gamma)^{-1}(x + 2\alpha\gamma w)$. and $P_{\gamma^{-1}f}(\gamma^{-1}x) = (1 + 2\alpha\gamma^{-1})^{-1}(\gamma^{-1}x + 2\alpha\gamma^{-1}w) = (\gamma + 2\alpha)^{-1}(x + 2\alpha w)$. It now follows from (15) that $P_{\gamma f^*}(x) = x - \gamma P_{\gamma^{-1}f}(\gamma^{-1}x) = x - \gamma(\gamma + 2\alpha)^{-1}(x + 2\alpha w)$.

Case 3: $f(x) = \alpha\|x - w\|$.

Since the dual ball of the Euclidean ball is the same as the (primal) ball, denoted by B , we conclude from Lemma 2.6 that

$$(28) \quad P_{\gamma f}(x) = x - \gamma\alpha P_B \left(\frac{x-w}{\gamma\alpha} \right) \quad \text{and} \quad P_{\gamma f^*}(x) = \alpha P_B \left(\frac{x-\gamma w}{\alpha} \right).$$

The formulae now follow because $P_B(y) = y/\|y\|$ for every $y \in X \setminus B$.

Case 4: $f(x) = \alpha \|x - w\|_1$.

This follows from Case 3 (applied with $X = \mathbb{R}$) and [2, Proposition 23.16].

Case 5: $f(x) = \alpha |\langle x^*, x - w \rangle|$.

Set $f_0 := |\langle x^*, \cdot \rangle|$. Then f_0 is convex and positively homogeneous, and

$$(29) \quad f(x) = \alpha f_0(x - w).$$

Set $D := [-x^*, x^*] = \{tx^* \mid t \in [-1, 1]\}$. Then $f_0^* = \iota_D$,

$$(30) \quad P_{f_0^*}(x) = P_D(x) = P_{[-1,1]} \left(\frac{\langle x, x^* \rangle}{\|x^*\|^2} \right) x^*,$$

and the result follows from Lemma 2.3. ■

3 The area between two line segments in \mathbb{R}^2

Let $\tau > 0$, and let $(x_1, x_2) \in \mathbb{R}^2$. Consider the two line segments $[(0, 0), (\tau, 0)]$ and $[(0, x_1), (\tau, x_2)]$ in the Euclidean plane. We will derive a formula for the area $A(x_1, x_2)$ between these two line segments (see Figure 1).

3.1 Area and stadium norm

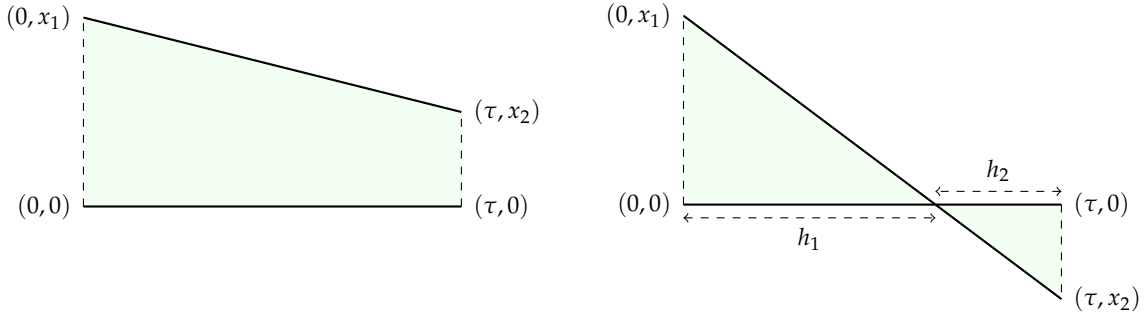


Figure 1: Area between two line segments: the two alternatives

We consider two cases.

Case 1: $x_1 x_2 \geq 0$. Then it is obvious that

$$(31) \quad A(x_1, x_2) = \frac{\tau}{2} (|x_1| + |x_2|).$$

Case 2: $x_1 x_2 < 0$. Then the area consists of two triangles (see Figure 1) with heights

$$(32) \quad h_1 = \frac{|x_1| \tau}{|x_1| + |x_2|} \quad \text{and} \quad h_2 = \frac{|x_2| \tau}{|x_1| + |x_2|}.$$

Therefore,

$$(33) \quad A(x_1, x_2) = \frac{h_1|x_1|}{2} + \frac{h_2|x_2|}{2} = \frac{\tau}{2} \left(\frac{x_1^2 + x_2^2}{|x_1| + |x_2|} \right).$$

Combining these two possibilities, we find that

$$(34) \quad A(x_1, x_2) = \begin{cases} \frac{\tau}{2} \left(\frac{x_1^2 + x_2^2 + 2 \max\{0, x_1 x_2\}}{|x_1| + |x_2|} \right), & \text{if } (x_1, x_2) \neq (0, 0); \\ 0, & \text{otherwise.} \end{cases}$$

Because τ is fixed, our interest will be in the following function:

Definition 3.1 (stadium norm) *The stadium norm is defined by*

$$(35) \quad f : \mathbb{R}^2 \rightarrow \mathbb{R} : (x_1, x_2) \mapsto \begin{cases} \frac{x_1^2 + x_2^2 + 2 \max\{0, x_1 x_2\}}{|x_1| + |x_2|}, & \text{if } (x_1, x_2) \neq (0, 0); \\ 0, & \text{otherwise.} \end{cases}$$

In fact, one can check that for every $\alpha > 0$, the level set $\{x \in \mathbb{R}^2 \mid f(x) = \alpha\}$ has the geometric shape of a stadium (see Figure 2). This motivates the name “*stadium norm*”; for the formal proof that f is indeed a norm, see Section 4 below.

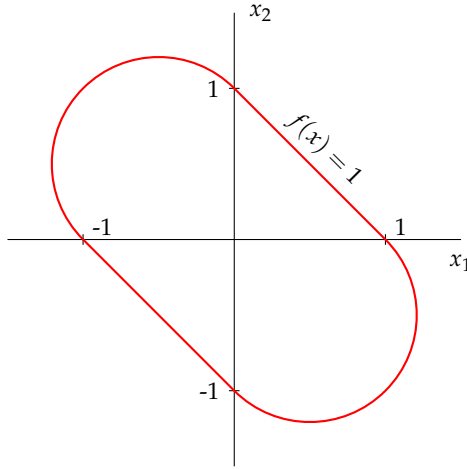


Figure 2: A level set of the stadium norm.

3.2 Upper approximations of the area

Since working with the true area (34) can be challenging (see Section 5.2 below), we are also interested in simpler approximations. Using the setting of Figure 1, we consider two approximations: the classical ℓ^1 -approximation

$$(36) \quad A^\ell(x) = \frac{\tau}{2} \ell(x) \quad \text{where} \quad \ell(x) := \|x\|_1 = |x_1| + |x_2|;$$

and the *hexagonal stadium*³ approximation

$$(37) \quad A^\ell(x) = \frac{\tau}{2}h(x_1, x_2) \quad \text{where} \quad h(x_1, x_2) := \max\{|x_1|, |x_2|, |x_1 + x_2|\}.$$

Both A^ℓ and A^h are *upper approximations*, overestimating the true area A : $A^\ell \geq A^h \geq A$ (see Figure 3).

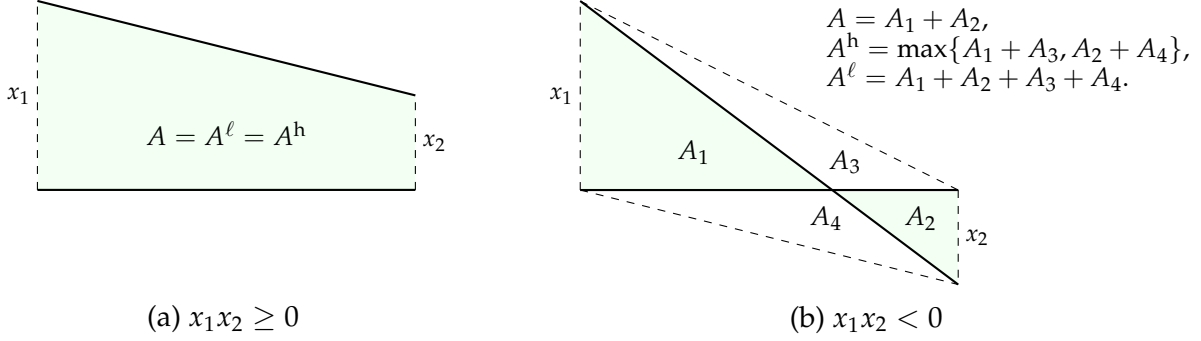


Figure 3: A^ℓ and A^h are upper approximations for the area A .

In fact, the relationships among A^ℓ , A^h , and A reflect those among f , ℓ , and h , which we turn to now:

Lemma 3.2 (upper approximations of the stadium norm) Consider the stadium norm f from (35), the norm $\ell = \|\cdot\|_1$ from (36), and the hexagonal stadium norm h from (37). Let $x = (x_1, x_2) \in \mathbb{R}^2$. Then

$$(38a) \quad f(x) \leq h(x) \leq \ell(x)$$

and

$$(38b) \quad f(x) = h(x) = \ell(x) \quad \Leftrightarrow \quad x_1x_2 \geq 0.$$

Moreover,

$$(39) \quad \ell(x) - f(x) \geq 2(h(x) - f(x))$$

and the constant 2 is optimal.

Proof. (38a): The second inequality is clear. To prove the first one, we consider two cases. Case 1: $x_1x_2 \geq 0$. Then $f(x) = |x_1| + |x_2| = |x_1 + x_2| = \max\{|x_1|, |x_2|, |x_1 + x_2|\} = h(x) = \ell(x)$. Case 2: $x_1x_2 < 0$. Then $f(x) = \frac{x_1^2 + x_2^2}{|x_1| + |x_2|} \leq \max\{|x_1|, |x_2|\} \leq h(x)$.

(38b): This follows easily from the definitions.

(39): In view of (38b), the inequality is trivial when $x_1x_2 \geq 0$. Thus, we assume that $x_1x_2 < 0$. Set $M := \max\{|x_1|, |x_2|\}$ and $m := \min\{|x_1|, |x_2|\}$. Then $f(x) = (m^2 + M^2)/(m + M)$, $h(x) = M$ and $\ell(x) = m + M$. Hence if $\beta \in \mathbb{R}_{++}$, then

$$(40) \quad \ell(x) - f(x) = m + M - \frac{m^2 + M^2}{m + M} = \frac{2mM}{m + M}$$

³The level set of the function h is a hexagon (see Figure 5).

and

$$(41) \quad \beta(h(x) - f(x)) = \beta\left(M - \frac{m^2 + M^2}{m + M}\right) = \frac{\beta m(M - m)}{m + M}.$$

This implies (39) and we also conclude that the constant 2 is optimal. ■

3.3 The signed area between two line segments

We will now derive a formula for the signed area $S_\tau(x_1, x_2)$ between two line segments $[(0, 0), (\tau, 0)]$ and $[(0, x_1), (\tau, x_2)]$ (see Figure 4). Consider, e.g., the case when $x_1 > 0$ and $x_2 < 0$. Using (32), we have

$$(42) \quad S_\tau(x_1, x_2) = \frac{h_1|x_1|}{2} - \frac{h_2|x_2|}{2} = \frac{\tau}{2} \frac{x_1^2 - x_2^2}{|x_1| + |x_2|} = \frac{\tau}{2} (|x_1| - |x_2|) = \frac{\tau}{2} (x_1 + x_2).$$

The remaining cases can be dealt with analogously; altogether, we then obtain the following simple formula for the signed area between the two line segments:

$$(43) \quad S_\tau(x_1, x_2) = \frac{\tau}{2} (x_1 + x_2).$$

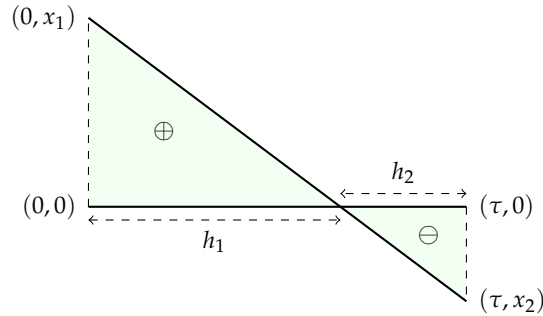


Figure 4: Signed area between the two line segments

4 The stadium norm and its approximations

We now justify our naming convention by showing that the stadium norm is actually a norm. (For further recent results on checking convexity of piecewise-defined functions, see [5].)

Theorem 4.1 (stadium norm is indeed a norm) *Set*

$$(44) \quad f: \mathbb{R}^2 \rightarrow \mathbb{R}: (x_1, x_2) \mapsto \begin{cases} \frac{x_1^2 + x_2^2 + 2 \max\{0, x_1 x_2\}}{|x_1| + |x_2|}, & \text{if } (x_1, x_2) \neq (0, 0); \\ 0, & \text{otherwise,} \end{cases}$$

and let $\Omega_1 = \mathbb{R}_+ \times \mathbb{R}_+$, $\Omega_2 = \mathbb{R}_- \times \mathbb{R}_+$, $\Omega_3 = \mathbb{R}_- \times \mathbb{R}_-$, and $\Omega_4 = \mathbb{R}_+ \times \mathbb{R}_-$ denote the four closed quadrants in the Euclidean plane. Then f is a norm, called the stadium norm, and continuously differentiable at every point $(x_1, x_2) \in \mathbb{R}^2 \setminus \{(0, 0)\}$ with

$$(45) \quad \nabla f(x_1, x_2) = \begin{cases} (1, 1), & \text{if } (x_1, x_2) \in \Omega_1; \\ \left(\frac{-x_1^2 + 2x_1x_2 + x_2^2}{(x_1 - x_2)^2}, \frac{-x_1^2 - 2x_1x_2 + x_2^2}{(x_1 - x_2)^2} \right), & \text{if } (x_1, x_2) \in \Omega_2; \\ (-1, -1), & \text{if } (x_1, x_2) \in \Omega_3; \\ \left(\frac{x_1^2 - 2x_1x_2 - x_2^2}{(x_1 - x_2)^2}, \frac{x_1^2 + 2x_1x_2 - x_2^2}{(x_1 - x_2)^2} \right), & \text{if } (x_1, x_2) \in \Omega_4. \end{cases}$$

Proof. It is clear that f is continuous and that f is positively homogeneous. The identity (45) follows easily from the definition of f . Let $x = (x_1, x_2) \in \mathbb{R}^2 \setminus \{(0, 0)\}$. If $x \in \Omega_1 \cup \Omega_3$, then $f(x) = |x_1| + |x_2|$; thus, $f|_{\Omega_1}$ and $f|_{\Omega_3}$ are obviously convex. If $x \in \text{int } \Omega_2$, then the Hessian of f at x ,

$$(46) \quad \nabla^2 f(x) = \frac{4}{(x_2 - x_1)^3} \begin{pmatrix} x_2^2 & -x_1x_2 \\ -x_1x_2 & x_1^2 \end{pmatrix},$$

is positive semidefinite. It follows that $f|_{\text{int } \Omega_2}$ is convex and so is $f|_{\Omega_2}$ by using the continuity of f (see, e.g., [2, Proposition 17.10 and Proposition 9.26]). The proof of the convexity of $f|_{\Omega_4}$ is similar.

Now let $y \in \mathbb{R}^2$ and assume that $(0, 0) \notin [x, y]$. Then there exist points (not necessarily distinct) points u and v in \mathbb{R}^2 such that

$$(47) \quad [x, y] = [x, u] \cup [u, v] \cup [v, y],$$

with $[x, u] \subseteq A_1$, $[u, v] \subseteq A_2$, and $[v, y] \subseteq A_3$, where $\{A_1, A_2, A_3\} \subseteq \{\Omega_1, \Omega_2, \Omega_3, \Omega_4\}$. Note that f is differentiable on $[x, y]$. We claim that

$$(48) \quad \langle \nabla f(x), y - u \rangle \leq \langle \nabla f(u), y - u \rangle.$$

Indeed, (48) is obvious when $x = u$. If $u \neq x$, then, since f is convex in A_1 , we have

$$(49a) \quad \langle \nabla f(x), y - u \rangle = \frac{\|y - u\|}{\|u - x\|} \langle \nabla f(x), u - x \rangle$$

$$(49b) \quad \leq \frac{\|y - u\|}{\|u - x\|} \langle \nabla f(u), u - x \rangle = \langle \nabla f(u), y - u \rangle.$$

Analogously, we see that

$$(50) \quad \langle \nabla f(u), y - v \rangle \leq \langle \nabla f(v), y - v \rangle.$$

Employing (48), (50), and the convexity of $f|_{A_i}$, we deduce

$$(51a) \quad \langle \nabla f(x), y - x \rangle = \langle \nabla f(x), u - x \rangle + \langle \nabla f(x), y - u \rangle$$

$$\begin{aligned}
(51b) \quad & \leq f(u) - f(x) + \langle \nabla f(u), y - u \rangle \\
(51c) \quad & = f(u) - f(x) + \langle \nabla f(u), v - u \rangle + \langle \nabla f(u), y - v \rangle \\
(51d) \quad & \leq (f(u) - f(x)) + (f(v) - f(u)) + \langle \nabla f(v), y - v \rangle \\
(51e) \quad & \leq (f(v) - f(x)) + (f(y) - f(v)) \\
(51f) \quad & = f(y) - f(x).
\end{aligned}$$

To summarize, we have proven

$$(52) \quad (0,0) \notin [x,y] \Rightarrow \langle \nabla f(x), y - x \rangle \leq f(y) - f(x).$$

Now let x and y be in \mathbb{R}^2 such that $x \neq y$, let $\lambda \in [0,1]$, and set $z = (1 - \lambda)x + \lambda y$. It remains to show that

$$(53) \quad f(z) \leq (1 - \lambda)f(x) + \lambda f(y).$$

Case 1: $(0,0) \notin [x,y]$.

Then $(0,0) \notin [x,z]$ and $(0,0) \notin [z,y]$. Applying (52) twice, we obtain

$$(54) \quad \langle \nabla f(z), x - z \rangle \leq f(x) - f(z) \quad \text{and} \quad \langle \nabla f(z), y - z \rangle \leq f(y) - f(z).$$

It follows that $(1 - \lambda) \langle \nabla f(z), x - z \rangle \leq (1 - \lambda)(f(x) - f(z))$ and $\lambda \langle \nabla f(z), y - z \rangle \leq \lambda(f(y) - f(z))$, which after adding and re-arranging turns into (53).

Case 2: $(0,0) \in [x,y]$.

Let w be a unit vector perpendicular to $[x,y]$, let $\varepsilon \in \mathbb{R}_{++}$, and set

$$(55) \quad x_\varepsilon = x + \varepsilon w, \quad y_\varepsilon = y + \varepsilon w, \quad \text{and} \quad z_\varepsilon = z + \varepsilon w.$$

It is clear that $(0,0) \notin [x_\varepsilon, y_\varepsilon]$. So, applying Case 1 to $[x_\varepsilon, y_\varepsilon]$, we deduce that

$$(56) \quad f(z_\varepsilon) \leq (1 - \lambda)f(x_\varepsilon) + \lambda f(y_\varepsilon).$$

Taking the limit as $\varepsilon \rightarrow 0^+$ and using the continuity of f , we obtain (53). ■

Proposition 4.2 (dual stadium norm) *Consider the norm*

$$(57) \quad g: \mathbb{R}^2 \rightarrow \mathbb{R}: (x_1, x_2) \mapsto \frac{1}{2}|x_1 - x_2| + \frac{1}{\sqrt{2}}\|(x_1, x_2)\|.$$

Then the stadium norm f given by (44) is the norm dual to g .

Proof. Let us sketch the derivation⁴. It is easy to check that g is indeed a norm. Denote the norm dual to g by g_* . By If $g(\xi, \eta) = 1$, then solving for η yields two solutions, namely

$$(58) \quad \eta_\pm(\xi) = -\xi \pm 2(\sqrt{2 \pm 2\xi} - 1), \quad \text{where } \xi \in [-1, 1].$$

⁴We note in passing that g was not found until after we computed the projection onto the dual ball of f (see Subsection 5.2 below) and “guessed” the formula for g .

Now let $(x_1, x_2) \in \mathbb{R}^2$. Hence, using (25), we have

$$(59a) \quad g_*(x_1, x_2) = \sup \{x_1\zeta + x_2\eta \mid g(\zeta, \eta) = 1\}$$

$$(59b) \quad = \max \left\{ \max_{\zeta \in [-1,1]} (x_1\zeta + x_2\eta_+(\zeta)), \max_{\zeta \in [-1,1]} (x_1\zeta + x_2\eta_-(\zeta)) \right\}.$$

This reduces the problem to one-dimensional calculus. If $x_1 \neq x_2$, then the the critical points of the functions $\zeta \mapsto x_1\zeta + x_2\eta_+(\zeta)$ and $\zeta \mapsto x_1\zeta + x_2\eta_-(\zeta)$ are $\mp(x_1^2 - 2x_1x_2 + x_2^2)/(x_1 - x_2)^2$; otherwise the critical points are the endpoints ∓ 1 . Substituting the critical points into (59) yields indeed $g_* = f$. \blacksquare

Let us summarize our finding in the following result:

Theorem 4.3 (the three norms) *The following table summarizes the dual norms found for the three planar norms of interest (see also Figure 5).*

Norm f	Formula for $f(x)$	Formula for $f_*(x)$
$\ell = \ \cdot\ _1$	$ x_1 + x_2 $.	$\max \{ x_1 , x_2 \}$
hexagonal stadium	$\max \{ x_1 , x_2 , x_1 + x_2 \}$	$\max \{ x_1 , x_2 , x_1 - x_2 \}$
stadium	$\frac{x_1^2 + x_2^2 + 2 \max\{0, x_1x_2\}}{ x_1 + x_2 }$	$\frac{1}{2} x_1 - x_2 + \frac{1}{\sqrt{2}}\ (x_1, x_2)\ $

Proof. Case 1: $f = \ell = \|\cdot\|_1$.

Of course, this case is well known, we include the details because it is short and for completeness. Note that its unit ball is $\text{conv}\{\pm(1, 0), \pm(0, 1)\}$. Again (26) yields

$$(60a) \quad f_*(u_1, u_2) = \max \{u_1x_1 + u_2x_2 \mid (x_1, x_2) \in \{\pm(1, 0), \pm(0, 1)\}\}$$

$$(60b) \quad = \max \{\pm u_1, \pm u_2\}$$

$$(60c) \quad = \max \{|u_1|, |u_2|\}$$

$$(60d) \quad = \|(u_1, u_2)\|_\infty.$$

Case 2: Hexagonal stadium norm.

Here $f(x) = \max\{|x_1|, |x_2|, |x_1 + x_2|\}$. Considering the unit sphere $f(x) = 1$, we compute that the unit ball is $\text{conv}\{\pm(-1, 1), \pm(1, 0), \pm(0, 1)\}$. Now let $(u_1, u_2) \in \mathbb{R}^2$. It follows from (26) that

$$(61a) \quad f_*(u_1, u_2) = \max \{u_1x_1 + u_2x_2 \mid (x_1, x_2) \in \{\pm(-1, 1), \pm(1, 0), \pm(0, 1)\}\}$$

$$(61b) \quad = \max \{\pm(u_2 - u_1), \pm u_1, \pm u_2\}$$

$$(61c) \quad = \max \{|u_1|, |u_2|, |u_1 - u_2|\}.$$

Case 3: f is the stadium norm — see Theorem 4.1 and Proposition 4.2. \blacksquare

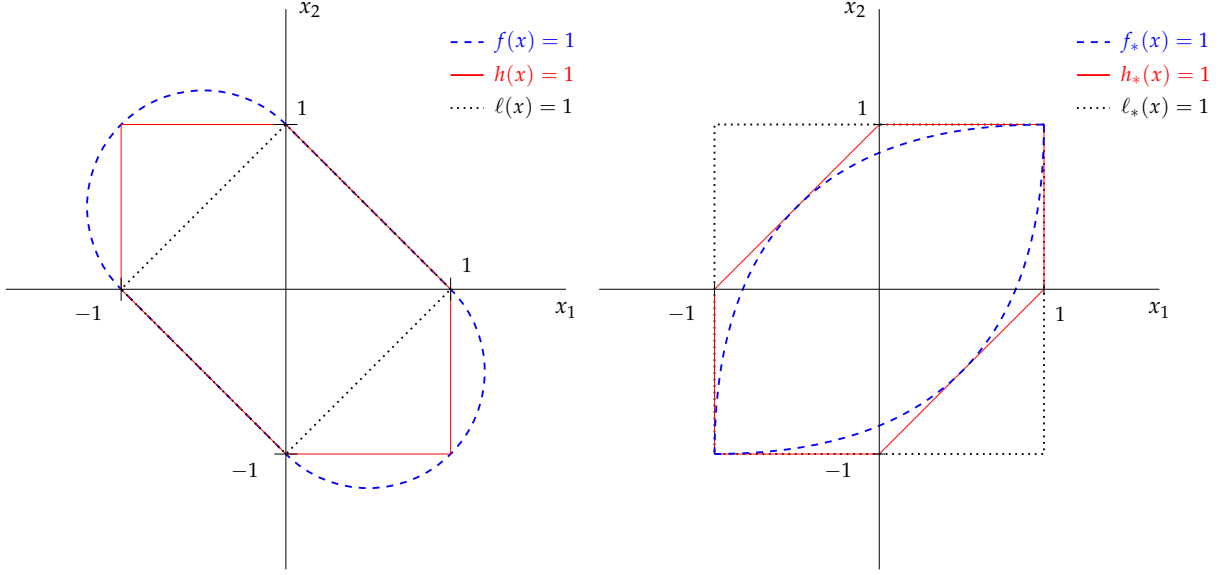


Figure 5: Primal and dual balls of the stadium norm f , the hexagonal stadium norm h , and classical $\ell = \|\cdot\|_1$.

5 Proximity operators of some planar norms

5.1 Projectors onto the dual balls for two polyhedral norms

The following result is well known.

Proposition 5.1 (dual $\|\cdot\|_1$ ball projector) *Let $\|\cdot\|_1: (x_1, x_2) \rightarrow |x_1| + |x_2|$ be the ℓ^1 norm on \mathbb{R}^2 , denote its dual ball $[-1, 1] \times [-1, 1]$ by B_* , and let $x = (x_1, x_2) \in \mathbb{R}^2$. Then*

$$(62) \quad P_{B_*}(x_1, x_2) = (P_{[-1,1]}(x_1), P_{[-1,1]}(x_2)).$$

Proposition 5.2 (dual hexagonal stadium ball projector)

Let $(x_1, x_2) \mapsto \max\{|x_1|, |x_2|, |x_1 + x_2|\}$ be the hexagonal stadium norm, denote its dual ball by B_ , and let $x = (x_1, x_2) \in \mathbb{R}^2$. Then*

$$(63) \quad P_{B_*}(x) = \begin{cases} x, & \text{if } x \in B_*; \\ (P_{[0,1]}(x_1), P_{[0,1]}(x_2)), & \text{if } (x_1, x_2) \in (\mathbb{R}_+ \times \mathbb{R}_+) \setminus B_*; \\ P_{[(-1,0),(0,1)]}(x), & \text{if } (x_1, x_2) \in (\mathbb{R}_- \times \mathbb{R}_+) \setminus B_*; \\ (P_{[-1,0]}(x_1), P_{[-1,0]}(x_2)), & \text{if } (x_1, x_2) \in (\mathbb{R}_- \times \mathbb{R}_-) \setminus B_*; \\ P_{[(0,-1),(1,0)]}(x), & \text{if } (x_1, x_2) \in (\mathbb{R}_+ \times \mathbb{R}_-) \setminus B_*. \end{cases}$$

Alternatively (and better suited to programming), we have

$$(64) \quad P_{B_*}(x) = \begin{cases} x, & \text{if } f_*(x) \leq 1; \\ (P_{[-1,1]}(x_1), P_{[-1,1]}(x_2)), & \text{else if } x_1 x_2 \geq 0; \\ \operatorname{sgn}(x_1) \left(\frac{1}{2}, -\frac{1}{2}\right) + P_{[-1,1]}(x_1 + x_2) \left(\frac{1}{2}, \frac{1}{2}\right), & \text{else.} \end{cases}$$

Proof. Formula (63) follows from observing that

$$(65) \quad B_* = \operatorname{conv} \{ \pm(1, 0), \pm(0, 1), \pm(1, 1) \},$$

and by considering each quadrant. To obtain (64), consider cases and use (9). ■

5.2 Projector onto the dual ball of the stadium norm

In this section, we derive the projector onto the dual ball of the stadium norm. This will require significantly more work than the two polyhedral norms just discussed. We start by setting

$$(66a) \quad \Gamma_0: \left[-\frac{\pi}{2}, 0\right] \rightarrow \mathbb{R}^2$$

$$(66b) \quad t \mapsto \left(\frac{\cos^2 t - 2 \sin t \cos t - \sin^2 t}{(\cos t - \sin t)^2}, \frac{\cos^2 t + 2 \sin t \cos t - \sin^2 t}{(\cos t - \sin t)^2} \right).$$

and

$$(67) \quad R = \operatorname{ran} \Gamma_0.$$

In view of Lemma 2.4 and (45), it follows that

$$(68) \quad B_* = \operatorname{conv} (R \cup (-R)).$$

Using trigonometric identities, we see that for every $t \in [-\pi/2, 0]$ we have

$$(69) \quad \Gamma_0(t) = \left(\frac{\cos 2t - \sin 2t}{1 - \sin 2t}, \frac{\cos 2t + \sin 2t}{1 - \sin 2t} \right) = \left(\frac{\sqrt{2} \cos(2t + \frac{\pi}{4})}{1 - \sin 2t}, \frac{\sqrt{2} \sin(2t + \frac{\pi}{4})}{1 - \sin 2t} \right).$$

By changing variables, we thus see that

$$(70a) \quad \Gamma_1: \left[-\frac{3\pi}{4}, \frac{\pi}{4}\right] \rightarrow \mathbb{R}^2$$

$$(70b) \quad t \mapsto \left(\frac{\sqrt{2} \cos t}{1 - \sin(t - \pi/4)}, \frac{\sqrt{2} \sin t}{1 - \sin(t - \pi/4)} \right)$$

$$(70c) \quad = \frac{\sqrt{2}}{1 + \cos(t + \pi/4)} (\cos t, \sin t)$$

satisfies

$$(71) \quad R = \text{ran } \Gamma_1.$$

In *polar coordinates* (r, ω) , the parametrizations of Γ_1 and $-\Gamma_1$ become

$$(72a) \quad (\Gamma_1) : \quad r = \frac{\sqrt{2}}{1 + |\cos(\omega + \pi/4)|} = \frac{\sqrt{2}}{1 + \cos(\omega + \pi/4)}, \quad \omega \in \left[-\frac{3\pi}{4}, \frac{\pi}{4}\right];$$

$$(72b) \quad (-\Gamma_1) : \quad r = \frac{\sqrt{2}}{1 + |\cos(\omega + \pi/4)|} = \frac{\sqrt{2}}{1 - \cos(\omega + \pi/4)}, \quad \omega \in \left[\frac{\pi}{4}, \frac{5\pi}{4}\right].$$

Now set

$$(73a) \quad A_1 := \{(x_1, x_2) \in \mathbb{R}^2 \mid x_1 \geq 1, x_2 \geq 1\},$$

$$(73b) \quad A_2 := \{(x_1, x_2) \in \mathbb{R}^2 \mid x_1 > -1, x_2 < 1, x_2 < x_1\}.$$

Then, for every $x = (r \cos \omega, r \sin \omega) \in \mathbb{R}^2$, we have

$$(74) \quad P_{B_*}(x) = \begin{cases} (1, 1), & \text{if } x \in A_1; \\ (-1, -1), & \text{if } x \in -A_1; \\ x, & \text{if } r \leq \frac{\sqrt{2}}{1 + |\cos(\omega + \pi/4)|}; \\ P_R(x), & \text{if } x \in A_2 \text{ and } r > \frac{\sqrt{2}}{1 + \cos(\omega + \pi/4)}; \\ P_{-R}(x) = -P_R(-x), & \text{if } x \in -A_2 \text{ and } r > \frac{\sqrt{2}}{1 - \cos(\omega + \pi/4)}. \end{cases}$$

For a sketch, see Figure 6.

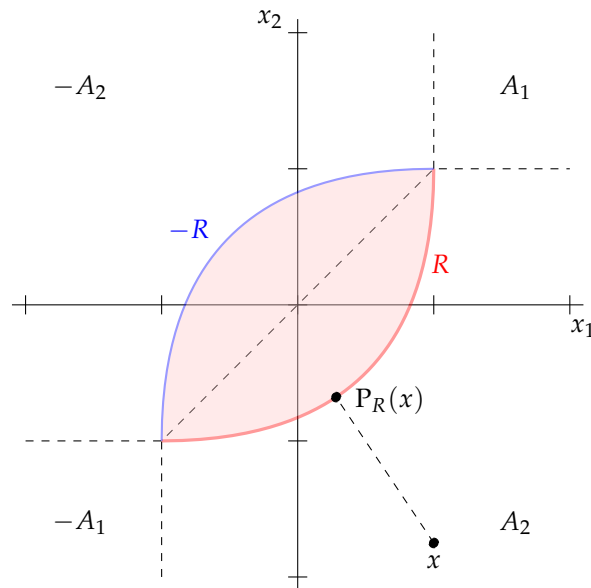


Figure 6: Projection onto the dual stadium ball

Now suppose that

$$(75) \quad x \in A_2 \text{ and } r > \frac{\sqrt{2}}{1 + \cos(\omega + \pi/4)}.$$

Since $x \in A_2$, we have $\omega \in]-3\pi/4, \pi/4[$ and thus $\cos(\omega + \pi/4) > 0$. Denote the squared distance from $x = (r \cos \omega, r \sin \omega)$ to $\Gamma_1(t)$, where $t \in [-3\pi/4, \pi/4]$ (see (70a)) by

$$(76) \quad F(t) = \left(\frac{\sqrt{2} \cos t}{1 + \cos(t + \pi/4)} - r \cos \omega \right)^2 + \left(\frac{\sqrt{2} \sin t}{1 + \cos(t + \pi/4)} - r \sin \omega \right)^2$$

$$(77) \quad = 2 \left(\frac{\cos t}{1 + \cos(t + \pi/4)} - \frac{r \cos \omega}{\sqrt{2}} \right)^2 + 2 \left(\frac{\sin t}{1 + \cos(t + \pi/4)} - \frac{r \sin \omega}{\sqrt{2}} \right)^2$$

We now claim that

$$(78) \quad \begin{cases} F \text{ is a convex function on } [-3\pi/4, \pi/4], \text{ and} \\ F'(t) = 0 \text{ has a unique solution in }]-3\pi/4, \pi/4[. \end{cases}$$

The critical number t will then yield the projection $P_R(x) = \Gamma_1(t)$. We start by computing the derivative of F : Indeed,

$$(79a) \quad F'(t) = 4 \left(\frac{\cos t}{1 + \cos(t + \pi/4)} - \frac{r \cos \omega}{\sqrt{2}} \right) \frac{-\sin t(1 + \cos(t + \pi/4)) + \sin(t + \pi/4) \cos t}{(1 + \cos(t + \pi/4))^2}$$

$$(79b) \quad + 4 \left(\frac{\sin t}{1 + \cos(t + \pi/4)} - \frac{r \sin \omega}{\sqrt{2}} \right) \frac{\cos t(1 + \cos(t + \pi/4)) + \sin(t + \pi/4) \sin t}{(1 + \cos(t + \pi/4))^2}$$

$$(79c) \quad = 4 \left(\frac{\cos t}{1 + \cos(t + \pi/4)} - \frac{r \cos \omega}{\sqrt{2}} \right) \frac{-\sin t + \sin(\pi/4)}{(1 + \cos(t + \pi/4))^2}$$

$$(79d) \quad + 4 \left(\frac{\sin t}{1 + \cos(t + \pi/4)} - \frac{r \sin \omega}{\sqrt{2}} \right) \frac{\cos t + \cos(\pi/4)}{(1 + \cos(t + \pi/4))^2}$$

$$(79e) \quad = \frac{4}{(1 + \cos(t + \pi/4))^2} \left(\frac{\sin(t + \pi/4)}{1 + \cos(t + \pi/4)} + \frac{r(\sin(t - \omega) - \sin(\omega + \pi/4))}{\sqrt{2}} \right)$$

Setting

$$(80) \quad u := t + \frac{\pi}{4} \in \left[-\frac{\pi}{2}, \frac{\pi}{2}\right] \quad \text{and} \quad \theta := \omega + \frac{\pi}{4} \in \left]-\frac{\pi}{2}, \frac{\pi}{2}\right[,$$

we see that

$$(81a) \quad F'(t) = \frac{4}{1 + \cos u} \left(\frac{\sin u}{(1 + \cos u)^2} + \frac{r}{\sqrt{2}} \frac{\sin(u - \theta) - \sin \theta}{(1 + \cos u)} \right)$$

$$(81b) \quad = \frac{4}{1 + \cos u} \left(\frac{\sin u}{(1 + \cos u)^2} + \frac{r}{\sqrt{2}} \frac{\sin u \cos \theta - \cos u \sin \theta - \sin \theta}{(1 + \cos u)} \right)$$

$$(81c) \quad = \frac{4}{1 + \cos u} \left(\frac{\sin u}{(1 + \cos u)^2} + \frac{r}{\sqrt{2}} \frac{\sin u \cos \theta}{(1 + \cos u)} - \frac{r \sin \theta}{\sqrt{2}} \right).$$

Furthermore, set

$$(82) \quad s := \tan(u/2) \in [-1, 1], \quad \alpha := \frac{r}{\sqrt{2}} \cos \theta > 0, \quad \text{and} \quad \beta := \frac{r}{\sqrt{2}} \sin \theta.$$

Then $\frac{1}{1 + \cos u} = \frac{1}{2 \cos^2(u/2)} = \frac{1 + s^2}{2}$ and

$$(83) \quad F'(t) = \frac{4}{2 \cos^2(u/2)} \left(\frac{2 \sin(u/2) \cos(u/2)}{4 \cos^4(u/2)} + \frac{2\alpha \sin(u/2) \cos(u/2)}{2 \cos^2(u/2)} - \beta \right)$$

$$(84) \quad = 2(1 + s^2) \left(\frac{1}{2}s(1 + s^2) + \alpha s - \beta \right)$$

$$(85) \quad = (1 + s^2)(s^3 + (1 + 2\alpha)s - 2\beta).$$

Let

$$(86) \quad G: [-1, 1] \rightarrow \mathbb{R}: s \mapsto (1 + s^2)(s^3 + (1 + 2\alpha)s - 2\beta)$$

and consider the equation

$$(87) \quad G(s) = 0.$$

Since $x = (x_1, x_2) \in A_2$, we have $x_1 = r \cos \omega > -1$ and $x_2 = r \sin \omega < 1$. Hence

$$(88a) \quad \alpha - \beta = \frac{r}{\sqrt{2}}(\cos \theta - \sin \theta) = -r \sin \omega > -1,$$

$$(88b) \quad \alpha + \beta = \frac{r}{\sqrt{2}}(\cos \theta + \sin \theta) = r \cos \omega > -1;$$

consequently,

$$(89) \quad G(1) = 2(2 + 2\alpha - 2\beta) > 0 \quad \text{and} \quad G(-1) = 2(-2 - 2\alpha - 2\beta) < 0.$$

Since G is clearly continuous, it follows that (87) has a solution in $] -1, 1[$. We now compute

$$(90) \quad G'(s) = 5s^4 + 6(1 + \alpha)s^2 - 4\beta s + (1 + 2\alpha)$$

and observe that the discriminant of the quadratic polynomial $6(1 + \alpha)s^2 - 4\beta s + (1 + 2\alpha)$ is $\Delta := 16\beta^2 - 24(1 + \alpha)(1 + 2\alpha)$. Because $|\beta| < 1 + \alpha < 1 + 2\alpha$ (by (88)), it is clear that $\Delta < 0$. Hence $6(1 + \alpha)s^2 - 4\beta s + (1 + 2\alpha) > 0$ and therefore G' is strictly positive on $] -1, 1[$. We deduce that G is *strictly increasing* on $[-1, 1]$. So the solution of (87) is unique. In turn, this implies that F' strictly increases on $[-3\pi/4, \pi/4]$. It follows that F is a convex function on $[-3\pi/4, \pi/4]$ and that $F'(t) = 0$ has a unique solution in $] -3\pi/4, \pi/4[$. Therefore, F has a unique minimizer in $] -3\pi/4, \pi/4[$, which establishes our claim (78).

Now let s be the unique solution of (87), which implies that s is a real solution of

$$(91) \quad s^3 + (1 + 2\alpha)s - 2\beta = 0.$$

This real solution is unique because viewed as function in s , the derivate of the left-hand side of (91) is $3s^2 + (1 + 2\alpha) > 0$ since $\alpha > 0$. Cardano's formula gives

$$(92) \quad \sqrt[3]{\beta + \sqrt{\beta^2 + \left(\frac{1+2\alpha}{3}\right)^3}} + \sqrt[3]{\beta - \sqrt{\beta^2 + \left(\frac{1+2\alpha}{3}\right)^3}}$$

as a solution to (91). This solution is a real number, again since $\alpha > 0$. Hence s is equal to (92). Let us summarize what we have found out so far: If

$$(93a) \quad x = r(\cos \omega, \sin \omega) \in A_2 \quad \text{and} \quad r > \frac{\sqrt{2}}{1 + \cos(\omega + \pi/4)},$$

and

$$(93b) \quad \alpha = \frac{r}{\sqrt{2}} \cos(\omega + \pi/4), \quad \beta = \frac{r}{\sqrt{2}} \sin(\omega + \pi/4),$$

$$(93c) \quad s = \sqrt[3]{\beta + \sqrt{\beta^2 + (\frac{1+2\alpha}{3})^3}} + \sqrt[3]{\beta - \sqrt{\beta^2 + (\frac{1+2\alpha}{3})^3}} \in]-1, 1[,$$

$$(93d) \quad t = 2 \arctan(s) - \frac{\pi}{4} \in]-\frac{3\pi}{4}, \frac{\pi}{4}[,$$

then

$$(93e) \quad P_R(x) = \frac{\sqrt{2}}{1 + \cos(t + \pi/4)} (\cos t, \sin t).$$

Our next goal is to simplify (93) by eliminating the trigonometric functions. To this end, let $(x_1, x_2) = r(\cos \omega, \sin \omega) \in A_2$. We translate (93) to a form that is free of trigonometric functions. Observe first that

$$(94a) \quad r \cos(\omega + \pi/4) = \frac{1}{\sqrt{2}} r \cos \omega - \frac{1}{\sqrt{2}} r \sin \omega = \frac{1}{\sqrt{2}} (x_1 - x_2) > 0$$

$$(94b) \quad \text{and} \quad r \sin(\omega + \pi/4) = \frac{1}{\sqrt{2}} r \cos \omega + \frac{1}{\sqrt{2}} r \sin \omega = \frac{1}{\sqrt{2}} (x_1 + x_2).$$

Hence (93b) turns into

$$(95) \quad \alpha = \frac{1}{2}(x_1 - x_2) \quad \text{and} \quad \beta = \frac{1}{2}(x_1 + x_2).$$

Furthermore, since

$$(96) \quad \frac{\sqrt{2}}{r(1 + \cos(\omega + \pi/4))} = \frac{\sqrt{2}}{r + r \cos(\omega + \pi/4)} = \frac{2}{\sqrt{2(x_1^2 + x_2^2)} + x_1 - x_2},$$

we see that the inequality in (93a) is equivalent to

$$(97) \quad \sqrt{2(x_1^2 + x_2^2)} + x_1 - x_2 > 2.$$

Next, let s and t be as in (93c)–(93d). Using

$$(98) \quad \cos(\arctan s) = \frac{1}{\sqrt{1 + s^2}} \quad \text{and} \quad \sin(\arctan s) = \frac{s}{\sqrt{1 + s^2}},$$

we have

$$(99a) \quad \cos(t + \pi/4) = \cos(2 \arctan s) = \cos^2(\arctan s) - \sin^2(\arctan s) = \frac{1 - s^2}{1 + s^2},$$

$$(99b) \quad \sin(2 \arctan s) = 2 \sin(\arctan s) \cos(\arctan s) = \frac{2s}{1 + s^2}.$$

It follows that

$$(100a) \quad \cos t = \frac{1}{\sqrt{2}} (\cos(2 \arctan s) + \sin(2 \arctan s)) = \frac{1 + 2s - s^2}{\sqrt{2}(1 + s^2)},$$

$$(100b) \quad \sin t = \frac{1}{\sqrt{2}} (\sin(2 \arctan s) - \cos(2 \arctan s)) = \frac{-1 + 2s + s^2}{\sqrt{2}(1 + s^2)}.$$

Finally, (93e) turns into

$$(101) \quad P_R(x) = \frac{\sqrt{2}}{1 + \frac{1-s^2}{1+s^2}} \left(\frac{1+2s-s^2}{\sqrt{2}(1+s^2)}, \frac{-1+2s+s^2}{\sqrt{2}(1+s^2)} \right) = \left(\frac{1+2s-s^2}{2}, \frac{-1+2s+s^2}{2} \right).$$

Since $P_{-R}(x) = -P_R(-x)$, we can handle the case when $-x \in A_2$ analogously.

We are now in a position to summarize this section in the following result:

Theorem 5.3 (dual stadium ball projector) *Let*

$$(102) \quad f: \mathbb{R}^2 \rightarrow \mathbb{R}: (x_1, x_2) \mapsto \begin{cases} \frac{x_1^2 + x_2^2 + 2 \max\{0, x_1 x_2\}}{|x_1| + |x_2|}, & \text{if } (x_1, x_2) \neq (0, 0); \\ 0, & \text{otherwise,} \end{cases}$$

be the stadium norm, denote its dual ball by B_* , and let $x = (x_1, x_2) \in \mathbb{R}^2$. Set

$$(103a) \quad \alpha := \frac{1}{27}(1 + |x_1 - x_2|)^3, \quad \beta := \frac{1}{2} \operatorname{sgn}(x_1 - x_2)(x_1 + x_2),$$

and

$$(103b) \quad s := \sqrt[3]{\beta + \sqrt{\beta^2 + \alpha}} + \sqrt[3]{\beta - \sqrt{\beta^2 + \alpha}}.$$

Then

$$(104) \quad P_{B_*}(x) = \begin{cases} (1, 1), & \text{if } x_1 \geq 1 \text{ and } x_2 \geq 1; \\ (-1, -1), & \text{if } x_1 \leq -1 \text{ and } x_2 \leq -1; \\ (x_1, x_2), & \text{if } \sqrt{2(x_1^2 + x_2^2)} + |x_1 - x_2| \leq 2; \\ \operatorname{sgn}(x_1 - x_2) \left(\frac{1+2s-s^2}{2}, \frac{-1+2s+s^2}{2} \right), & \text{otherwise.} \end{cases}$$

5.3 Proximity operators

Combining Lemma 2.6 with the formulae derived with in (62), (63)–(64), and (104), we are now able to summarize the findings of this section.

Theorem 5.4 (planar proximity operators) *Let $f: \mathbb{R}^2 \rightarrow \mathbb{R}$ be a norm, and denote its dual ball by B_* . Let α and γ be in \mathbb{R}_{++} , let $w \in X$, and set $h: X \rightarrow \mathbb{R}: x \mapsto \alpha f(x - w)$. Then*

$$(105) \quad (\forall x \in X) \quad P_{\gamma h}(x) = x - \gamma \alpha P_{B_*} \left(\frac{x-w}{\gamma \alpha} \right) \quad \text{and} \quad P_{\gamma h^*}(x) = \alpha P_{B_*} \left(\frac{x-\gamma w}{\alpha} \right).$$

Let $x \in \mathbb{R}^2 \setminus \{(0,0)\}$. The following table summarizes several choices that will be used later.

Norm f	Formula for $f(x)$	Formula for $P_{B_*}(x)$
$\ell = \ \cdot\ _1$	$ x_1 + x_2 $.	see (62)
hexagonal stadium	$\max\{ x_1 , x_2 , x_1 + x_2 \}$	see (63) or (64)
stadium	$\frac{x_1^2 + x_2^2 + 2 \max\{0, x_1 x_2\}}{ x_1 + x_2 }$	see (104)

6 Proximity operators in \mathbb{R}^n related to area

Let

$$(106) \quad t = (t_1, \dots, t_n) \in X = \mathbb{R}^n \quad \text{such that} \quad t_1 < \dots < t_n.$$

Fix $w = (w_1, \dots, w_n) \in X$ and let $x = (x_1, \dots, x_n) \in X$. In this section, we first develop a formula for the area between the two linear splines $l_{(t,x)}$ and $l_{(t,w)}$ (see (3)) and then provide related proximity operators. We set

$$(107a) \quad \tau_i := (t_{i+1} - t_i)/2 \quad \text{for} \quad i \in \{1, \dots, n-1\};$$

$$(107b) \quad \eta := (\eta_1, \dots, \eta_n) \in X \quad \text{where} \quad \begin{cases} \eta_1 := \tau_1; & \eta_n := \tau_{n-1}; & \text{and} \\ \eta_i := \tau_{i-1} + \tau_i & \text{for } i \in \{2, \dots, n-1\}. \end{cases}$$

6.1 Area between two linear splines

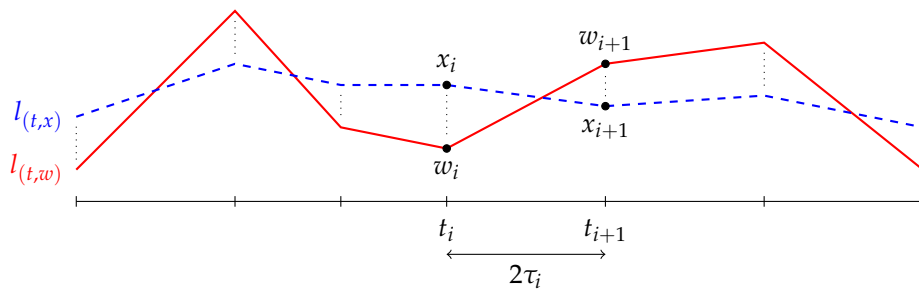


Figure 7: Area between two linear splines

Using Section 3.1 and Section 3.2, we estimate the area between the two line segments $[(t_i, x_i), (t_{i+1}, x_{i+1})]$ and $[(t_i, w_i), (t_{i+1}, w_{i+1})]$ (see Figure 7) by

$$(108) \quad A_i(x_i, x_{i+1}) = \tau_i \cdot f(x_i - w_i, x_{i+1} - w_{i+1}),$$

where the value of A_i depends on the norm f as shown in the following table:

Norm f	Value of $A_i(x_i, x_{i+1})$
$\ell = \ \cdot\ _1$	upper estimate of the area
hexagonal stadium	upper estimate of the area
stadium	exact area

Then the total (absolute) area between two linear splines $l_{(t,x)}$ and $l_{(t,w)}$ is estimated by

$$(109) \quad A(x) = \sum_{i=1}^{n-1} A_i(x_i, x_{i+1}) = \sum_{i=1}^{n-1} \tau_i \cdot f(x_i - w_i, x_{i+1} - w_{i+1}).$$

Next, we will compute the proximity operators for the area estimate $A(x)$. While we are able to explicitly compute the proximity operators for each term of A (see Theorem 5.4), the overall sum A does not appear to admit a simple formula. To deal with $A(x)$, we split it into two parts,

$$(110a) \quad \begin{aligned} A_{\text{odd}}(x) &= \tau_1 \cdot f(x_1 - w_1, x_2 - w_2) + \tau_3 \cdot f(x_3 - w_3, x_4 - w_4) + \cdots \\ &= \sum_{i \in \{1, \dots, n-1\} \cap (1+2\mathbb{N})} \tau_i \cdot f(x_i - w_i, x_{i+1} - w_{i+1}), \end{aligned}$$

and

$$(110b) \quad \begin{aligned} A_{\text{even}}(x) &= \tau_2 \cdot f(x_2 - w_2, x_3 - w_3) + \tau_4 \cdot f(x_4 - w_4, x_5 - w_5) + \cdots \\ &= \sum_{i \in \{1, \dots, n-1\} \cap (2\mathbb{N})} \tau_i \cdot f(x_i - w_i, x_{i+1} - w_{i+1}), \end{aligned}$$

so that

$$(111) \quad A = A_{\text{odd}} + A_{\text{even}}.$$

As the functions in (110) are decoupled into independent pairs of real variables, the proximity operators can be computed in parallel. Thus, grouping

$$(112) \quad X \ni (y_1, \dots, y_n) = \left((y_1, y_2), (y_3, y_4), \dots \right) = \left(y_1, (y_2, y_3), (y_4, y_5), \dots \right),$$

and using Theorem 5.4, we obtain the following result:

Theorem 6.1 (proximity operators for area estimations) *Let A_i be given by (108) for every $i \in \{1, \dots, n-1\}$, where f is as in the table below. Let A_{odd} and A_{even} be defined by (110), let $\gamma \in \mathbb{R}_{++}$, let $\alpha \in \mathbb{R}_{++}$, and let $x \in X$. Then the proximity operators of A_{odd} and A_{even} are*

$$(113a) \quad P_{\gamma(\alpha A_{\text{odd}})}(x) = (P_{\gamma(\alpha A_1)}(x_1, x_2), P_{\gamma(\alpha A_3)}(x_3, x_4), \dots),$$

where the last entry in (113a) is x_n if n is odd;

$$(113b) \quad P_{\gamma(\alpha A_{\text{even}})^*}(x) = (P_{\gamma(\alpha A_1)^*}(x_1, x_2), P_{\gamma(\alpha A_3)^*}(x_3, x_4), \dots),$$

where the last entry in (113b) is 0 if n is odd;

$$(113c) \quad P_{\gamma(\alpha A_{\text{even}})}(x) = (x_1, P_{\gamma(\alpha A_2)}(x_2, x_3), P_{\gamma(\alpha A_4)}(x_4, x_5), \dots),$$

where the last entry in (113c) is x_n if n is even;

$$(113d) \quad P_{\gamma(\alpha A_{\text{even}})^*}(x) = (0, P_{\gamma(\alpha A_2)^*}(x_2, x_3), P_{\gamma(\alpha A_4)^*}(x_4, x_5), \dots),$$

where the last entry in (113d) is 0 if n is even. In these formulas,

$$(114a) \quad P_{\gamma(\alpha A_i)}(x_i, x_{i+1}) = (x_i, x_{i+1}) - \gamma\alpha\tau_i P_{B_*}\left(\frac{x_i - w_i}{\gamma\alpha\tau_i}, \frac{x_{i+1} - w_{i+1}}{\gamma\alpha\tau_i}\right);$$

$$(114b) \quad \text{and} \quad P_{\gamma(\alpha A_i)^*}(x_i, x_{i+1}) = \tau_i P_{B_*}\left(\frac{x_i - \gamma w_i}{\alpha\tau_i}, \frac{x_{i+1} - \gamma w_{i+1}}{\alpha\tau_i}\right),$$

where B_* is the dual unit ball of the norm f .

Norm f	Formula for $f(z_1, z_2)$	Formula for P_{B_*}
$\ell = \ \cdot\ _1$	$ z_1 + z_2 $	see (62)
hexagonal stadium	$\max\{ z_1 , z_2 , z_1 + z_2 \}$	see (63) or (64)
stadium	$\frac{z_1^2 + z_2^2 + 2\max\{0, z_1 z_2\}}{ z_1 + z_2 }$	see (104)

It turns out that if $f = \ell = \|\cdot\|_1$ is used for the estimate $A(x)$, then the proximity operators become simpler since all variables x_i appear separately:

Theorem 6.2 (proximity operators for $\ell = \|\cdot\|_1$ area estimation) Let $l_{(t,x)}$ and $l_{(t,w)}$ be linear splines (see (3)), let

$$(115) \quad A(x) = \sum_{i=1}^{n-1} A_i(x_i, x_{i+1}) = \sum_{i=1}^{n-1} \tau_i \cdot (|x_i - w_i| + |x_{i+1} - w_{i+1}|) = \sum_{i=1}^n \eta_i |x_i - w_i|$$

be the $\ell = \|\cdot\|_1$ estimation of the area between them (see (107)), let $\gamma \in \mathbb{R}_{++}$, and let $\alpha \in \mathbb{R}_{++}$. Then

$$(116a) \quad (P_{\gamma(\alpha A)}(x))_i = \begin{cases} x_i + \gamma(\alpha\eta_i) \frac{w_i - x_i}{|w_i - x_i|}, & \text{if } |w_i - x_i| > \gamma\alpha\eta_i; \\ w_i, & \text{otherwise,} \end{cases}$$

and

$$(116b) \quad (P_{\gamma(\alpha A)^*}(x))_i = \begin{cases} (\alpha\eta_i) \frac{x_i - \gamma w_i}{|x_i - \gamma w_i|}, & \text{if } |x_i - \gamma w_i| > \alpha\eta_i; \\ x_i - \gamma w_i, & \text{otherwise.} \end{cases}$$

6.2 Signed area between two linear splines

Taking into account the signed area between two line segments (see Section 3.3 and Figure 8), we obtain the following function of x for the signed area between two linear splines $l_{(t,x)}$ and $l_{(t,w)}$:

$$(117) \quad S: X \rightarrow \mathbb{R}: x \mapsto \sum_{i=1}^{n-1} \tau_i((x_i - w_i) + (x_{i+1} - w_{i+1})) = \sum_{i=1}^n \eta_i(x_i - w_i) = \langle \eta, x - w \rangle,$$

where τ_i and η are given by (107).

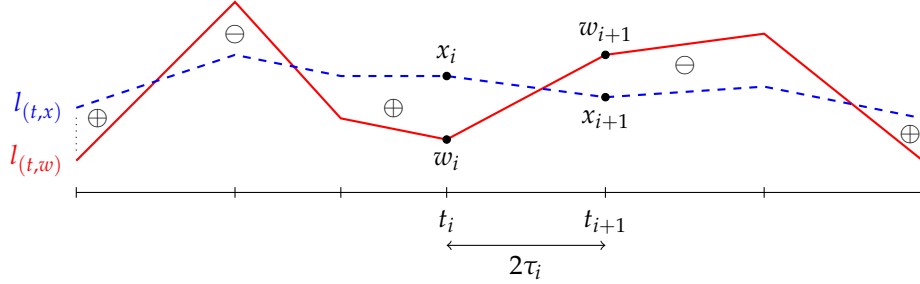


Figure 8: Signed area between two linear splines

Because the signed area function S of (117) is simple, we are able to directly compute the corresponding proximity operators. In fact, the following result follows readily from Case 5 of Theorem 2.7:

Theorem 6.3 (proximity operators for $|S|$) Let $l_{(t,x)}$ and $l_{(t,w)}$ be two linear splines (see (3)), and let S be given by (117), i.e., the function corresponding to the signed area between the splines. Let $\gamma \in \mathbb{R}_{++}$ and let $\alpha \in \mathbb{R}_{++}$. Then

$$(118a) \quad P_{\gamma|\alpha S|}(x) = x - (\gamma\alpha) P_{[-1,1]} \left(\frac{\langle \eta, x - w \rangle}{\gamma\alpha\|\eta\|^2} \right) \eta$$

and

$$(118b) \quad P_{\gamma|\alpha S|^*}(x) = \alpha P_{[-1,1]} \left(\frac{\langle \eta, x - \gamma w \rangle}{\alpha\|\eta\|^2} \right) \eta.$$

6.3 Cost functions related to areas in road design problems

In road design problems, one assumes that the original (vertical) ground profile is represented by the linear spline $l_{(t,w)}$ (see [4] for details). It is required to find a vector $x \in C_1 \cap \dots \cap C_6$ that is as “close” as possible to the vector w . There are several ways to measure this closeness; of particular interest are the following quantities:

- the **amount of earth work** (cut and fill) needed. This amount can be interpreted as the absolute area $A(x)$ between the two linear splines $l_{(t,x)}$ and $l_{(t,w)}$, which is given by (111) or its polyhedral approximations.

- the final **cut-and-fill balance**. In practice, the soil obtained from cutting can be used later for filling. Therefore, the engineer is also interested in minimizing the final cut-and-fill balance. This amount is interpreted as the absolute value of the signed area $S(x)$ (see (117)).

The measures may be combined by taking conical (i.e., positive linear) combinations. Thus, the problem of interest is to

$$(119) \quad \text{Minimize } \alpha A(x) + \beta |S|(x) \quad \text{subject to } x \in C_1 \cap \dots \cap C_6,$$

where $A(x)$ is given by (111), $S(x)$ is given by (117), and α and β are nonnegative weights.

7 Douglas–Rachford and Cyclic Intrepid Projections algorithms

In this section we briefly review two algorithms we will employ in numerical experiments. Recall that $X = \mathbb{R}^N$ and let I be a nonempty finite set of indices.

7.1 Douglas–Rachford Algorithm (DR)

Consider the problem

$$(120) \quad \text{minimize } \sum_{i \in I} f_i(x) \quad \text{subject to } x \in X,$$

where each f_i are proper convex lower semicontinuous function on X . The Douglas–Rachford algorithm, or simply “DR” solves (120) by operating in the product Hilbert space

$$(121) \quad \mathbf{X} := X^I,$$

with inner product $\langle \mathbf{x}, \mathbf{y} \rangle := \sum_{i \in I} \langle x_i, y_i \rangle$ for $\mathbf{x} = (x_i)_{i \in I}$ and $\mathbf{y} = (y_i)_{i \in I}$. Its precise formulation is as follows (see, e.g., [2, Proposition 27.8]):

Initialize $\mathbf{x}_0 = (x_{0,i})_{i \in I} = (z, \dots, z) \in \mathbf{X}$, where $z \in X$. Given $\mathbf{x}_k \in \mathbf{X}$, update via

$$(122a) \quad \bar{x}_k := \frac{1}{|I|} \sum_{i \in I} x_{k,i},$$

$$(122b) \quad (\forall i \in I) \quad y_{k,i} := P_{\gamma f_i}(2x_{k,i} - \bar{x}_k),$$

$$(122c) \quad (\forall i \in I) \quad x_{k+1,i} := x_{k,i} + y_{k,i} - \bar{x}_k,$$

to obtain \mathbf{x}_{k+1} . Then the *monitored sequence* $(\bar{x}_k)_{k \in \mathbb{N}}$ converges to a solution of (120).

DR finds its roots in the field of differential equations [13]. The seminal work by Lions and Mercier [17] broad to light the much wider scope of this algorithm. Nowadays, there are several variants and numerous studies of DR. We do not describe these variants here because the two modern ones we experimented with (see [6] and [7])⁵ performed similarly to the *plain vanilla* DR.

⁵These variants also require computing proximity operators of constant multiples of f_i^* ; see the previous sections for explicit formulas. We mention also that these methods allow for great flexibility due to parameters that can be specified by the user.

7.2 Method of Cyclic Intrepid Projections (CycIP)

To describe the method of cyclic intrepid projections, which has its roots in [15], we first need to develop the notion of an intrepid projector. Suppose that Z is a nonempty closed convex subset of X and let $\beta \in \mathbb{R}_{++}$. Set $C := \{x \in X \mid d_Z(x) \leq \beta\}$. Then the corresponding *intrepid projector* onto C (with respect to Z and β) is defined by

$$(123) \quad Q_C: X \rightarrow X: x \mapsto \begin{cases} P_Z x, & \text{if } d_Z(x) \geq 2\beta; \\ x, & \text{if } d_Z(x) \leq \beta; \\ x + (\beta - d_Z(x)) \frac{x - P_Z x}{\beta}, & \text{otherwise.} \end{cases}$$

Consider the convex feasibility problem

$$(124) \quad \text{find } x \in C := \bigcap_{i \in I} C_i \neq \emptyset,$$

where each C_i is a nonempty closed convex subset of X . Define I_0 by $i \in I_0$ if and only if $i \in I$ and $T_i := Q_{C_i}$ is an intrepid projector onto C_i ; for $i \in I_1 := I \setminus I_0$, we set $T_i := P_{C_i}$. Given $x_0 \in X$, the *method of cyclic intrepid projections (CycIP)* generates a sequence $(x_k)_{k \in \mathbb{N}}$ in X via

$$(125) \quad (\forall k \in \mathbb{N}) \quad x_{k+1} = (T_m T_{m-1} \cdots T_2 T_1) x_k$$

Then the *monitored sequence* $(x_k)_{k \in \mathbb{N}}$ converges to some point in C (see [3, Theorem 14]).

CycIP is just one of many projection methods for solving (124) (see [1], [8], [9], [10] and the references therein); however, CycIP performed very well in the context of road design (see [3] and [4]).

8 Numerical experiments

We now return to the optimization problem (119). In the context of road design and construction, α is an averaged unit cost for excavation and embankment, and β is an averaged unit cost for hauling. The values for α and β change with soil types and vary by location; however, setting $\alpha := 4$ and $\beta := 1$ is a reasonable assignment based on actual handling cost.

We will consider Douglas–Rachford algorithm to solve (119) with three different estimates of $A(x)$:

- DRsb: solve problem (119) where $A(x)$ is the *exact* earth work amount, i.e., using the *stadium norm*.
- DRhb: solve problem (119) where $A(x)$ is the upper estimate of earth work amount using the *hexagonal stadium norm*.
- DRlb: solve problem (119) where $A(x)$ is the upper estimate of earth work amount using $\ell = \|\cdot\|_1$.

Note that at the very least, the engineer must solve the road design feasibility problem

$$(126) \quad \text{find } x \in C_1 \cap \cdots \cap C_6.$$

Thus, it is important and interesting to see how much earthwork one can save by solving the optimization problem (119) rather than the mere feasibility problem (126). Indeed, solving (126) has been extensively studied in [4]. In particular, the experiments in [4] shows that the method of cyclic intrepid projections (CycIP) is an extremely fast and efficient algorithm for solving (126) (for further information on CycIP see [3]). Therefore, we will compare the cost-efficiency of DRsb, DRhb, and DRlb to CycIP.

8.1 Setup and stopping criteria

Because the Douglas–Rachford algorithm requires the proximity operators of all function involved, we write (119) as

$$(127) \quad \text{minimize } \alpha A_{\text{odd}}(x) + \alpha A_{\text{even}}(x) + \beta |S|(x) + \sum_{i=1}^6 \iota_{C_i}(x) \quad \text{over } x \in X$$

in order to use the explicit proximity formulas given in Theorems 2.7 and 5.4.

We run the four algorithms described above on 100 test problems: 6 of which are obtained from real terrain data in British Columbia (Canada), and the rest of which is taken from the test problems in [4, Section 6]. We set our tolerance at

$$(128) \quad \varepsilon := 5 \cdot 10^{-3}.$$

Since CycIP is an algorithm aimed at solving the underlying feasibility problem, we stop it as soon as a term of the monitored sequence $(x_k)_{k \in \mathbb{N}}$ satisfies⁶

$$(129) \quad \max_{i \in \{1, \dots, 6\}} \|x_k - P_{C_i} x_k\|_{\infty} < \varepsilon.$$

For DRsb, DRhb, DRlb, the Douglas–Rachford-based optimization algorithms, we terminate when the first term \bar{x}_k of the monitored sequence $(\bar{x}_k)_{k \in \mathbb{N}}$ satisfies

$$(130) \quad \max_{i \in \{1, \dots, 6\}} \|\bar{x}_k - P_{C_i} \bar{x}_k\|_{\infty} < \varepsilon \quad \text{and} \quad \|\bar{x}_k - \bar{x}_{k-1}\|_{\infty} < \varepsilon.$$

8.2 Cost savings

Although DRsb, DRhb, and DRlb deal with different cost approximations, we are interested in comparing the *exact* earthwork cost: recall that given the ground profile (t, w) , the exact earthwork amount for a road design (t, x) is

$$(131) \quad F(x) := \alpha A(x) + \beta |S|(x),$$

⁶Recall that the max-norm is given by $\|x\|_{\infty} := \max\{|x_1|, \dots, |x_n|\}$ for every $x = (x_1, \dots, x_n) \in \mathbb{R}^n$.

where $A(x)$ is the exact area between two splines $l_{(t,x)}$ and $l_{(t,w)}$, and $S(x)$ is the signed area between these two splines (see Sections 6.1 and 6.2).

For each problem, let F_{CycIP} and F_{DR} be the cost of the road designs obtained by CycIP and DR, respectively. Then the cost saving ratio is given by

$$(132) \quad \Delta_{\text{DR}} := \frac{F_{\text{CycIP}} - F_{\text{DR}}}{F_{\text{CycIP}}}.$$

In the following table, we record the statistics for Δ_{DRsb} , Δ_{DRhb} , and Δ_{DRlb} .

	Min	1 st Qrt.	Median	3 rd Qrt.	Max	Mean	Std.dev.
Δ_{DRsb}	-0.11%	6.38%	12.4%	18.82%	73.58%	14.90%	13.91%
Δ_{DRhb}	-0.49%	6.02%	11.96%	18.46%	72.23%	14.56%	13.75%
Δ_{DRlb}	-0.12%	5.30%	11.41%	17.00%	72.73%	13.87%	13.19%

Table 1: Cost savings: DR vs. CycIP (higher is better)

Theoretically, we expect the cost saving of every optimization algorithm to be nonnegative. However, we observe (small) negative savings by either DR algorithms in 8 out of 100 test problems. In fact, because of the ε -tolerance in our stopping criteria, the DR algorithms might stop before attaining optimality.

8.3 Performance profiles

To compare the performance of the algorithms, we use *performance profiles*⁷: for every $a \in \mathcal{A}$ and for every $p \in \mathcal{P}$, we set

$$(133) \quad r_{a,p} := \frac{k_{a,p}}{\min \{k_{a',p} \mid a' \in \mathcal{A}\}} \geq 1,$$

where $k_{a,p} \in \{1, 2, \dots, k_{\max}\}$ is the number of iterations that a requires to solve p and k_{\max} is the maximum number of iterations allowed for all algorithms. If $r_{a,p} = 1$, then a uses the least number of iterations to solve problem p . If $r_{a,p} > 1$, then a requires $r_{a,p}$ times more iterations for p than the algorithm that uses the least number of iterations for p . For each algorithm $a \in \mathcal{A}$, we plot the function

$$(134) \quad \rho_a: \mathbb{R}_+ \rightarrow [0, 1]: \kappa \mapsto \frac{\text{card} \{p \in \mathcal{P} \mid \log_2(r_{a,p}) \leq \kappa\}}{\text{card} \mathcal{P}},$$

where “card” denotes the cardinality of a set. Thus, $\rho_a(\kappa)$ is the percentage of problems that algorithm a solves within factor 2^κ of the best algorithms. Therefore, an algorithm $a \in \mathcal{A}$ is “fast” if $\rho_a(\kappa)$ is large for κ small; and a is “robust” if $\rho_a(\kappa)$ is large for κ large.

⁷ For further information on performance profiles, we refer the reader to [12].

The following figure shows the performance profiles for the three DR algorithms.

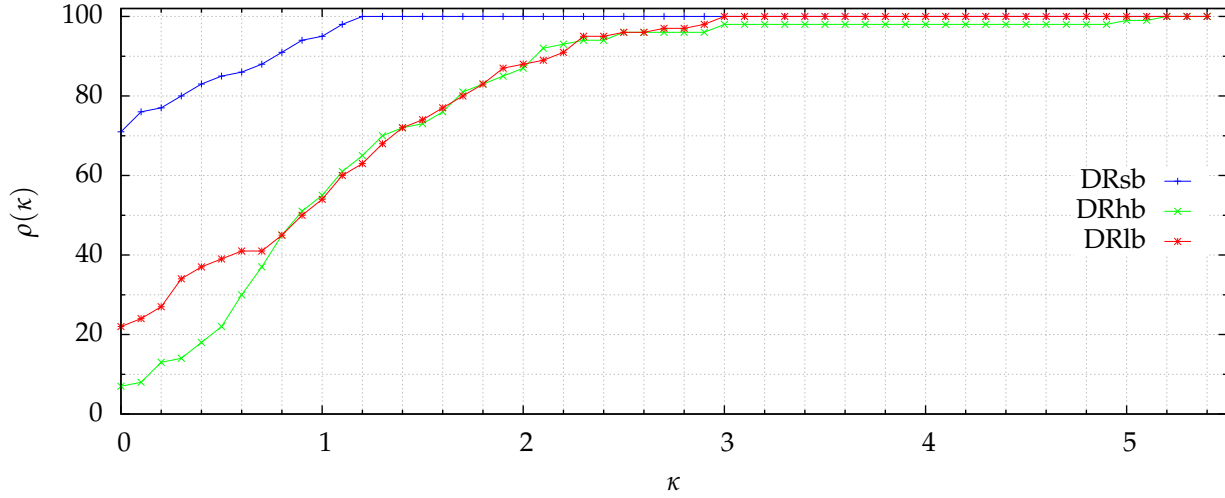


Figure 9: Performance profiles (by number of iterations)

Note that, the performance profiles only reflect the number of iterations needed, but they do not take into account the complexity of proximity operator computations.

8.4 Problems with real terrain data of BC

In this section, we present the statistics for the 6 problems that use real terrain data of British Columbia (Canada). The problems represent 6 different design alternatives for a (hypothetical) high-speed bypass of the city of Merritt, which would connect Highway 97C directly with the Coquihalla Highway. The bypass starts at the intersection of the Okanagan Connector Hwy 97C with the Princeton-Kamloops Hwy 5A, and follows westwards, joining the Coquihalla Hwy 5 near the Kane Valley and Coldwater Rd intersection.

As an example, one of the problems is to build a highway alternative that is 27.805 kilometer long and 10.4 meter wide with a design speed of 110 km/h and a maximum slope of 5%. Starting from the original ground profile (the brown curve in Figure 10), we select the points $(t_i, w_i)_{i \in \{1, \dots, n\}}$ and create the initial road design $l_{(t,w)}$ (which is the linear spline generated by the chosen points).

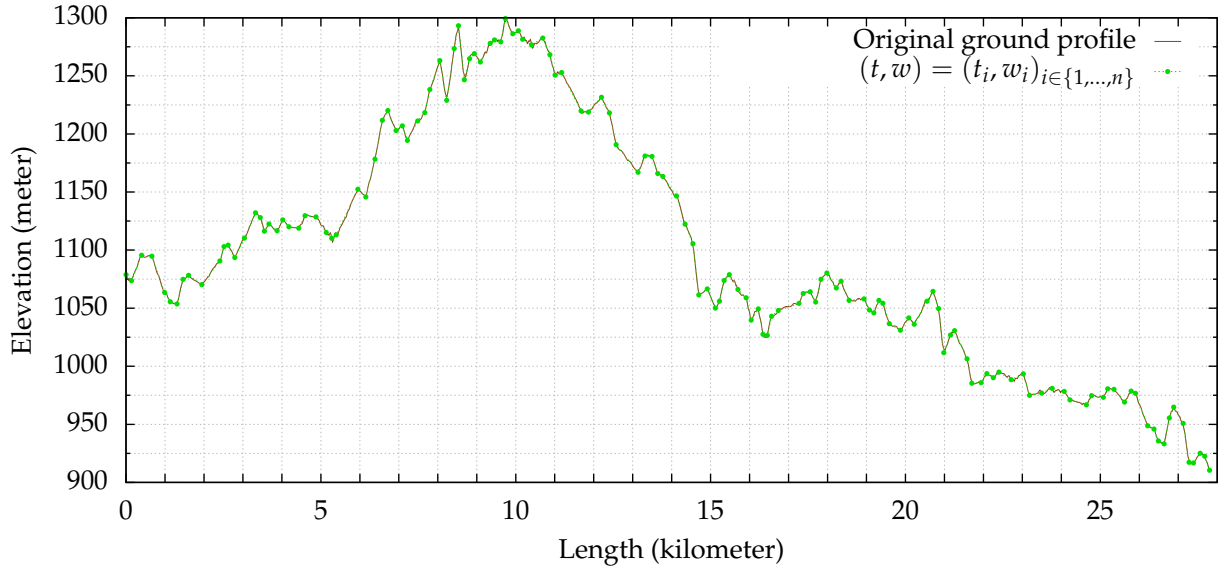


Figure 10: Initial road design $l_{(t,w)}$ from the original ground profile.

This initial design $l_{(t,w)}$ is usually infeasible, and we use w as the starting point for the algorithms. The following two figures show the so-obtained road designs.

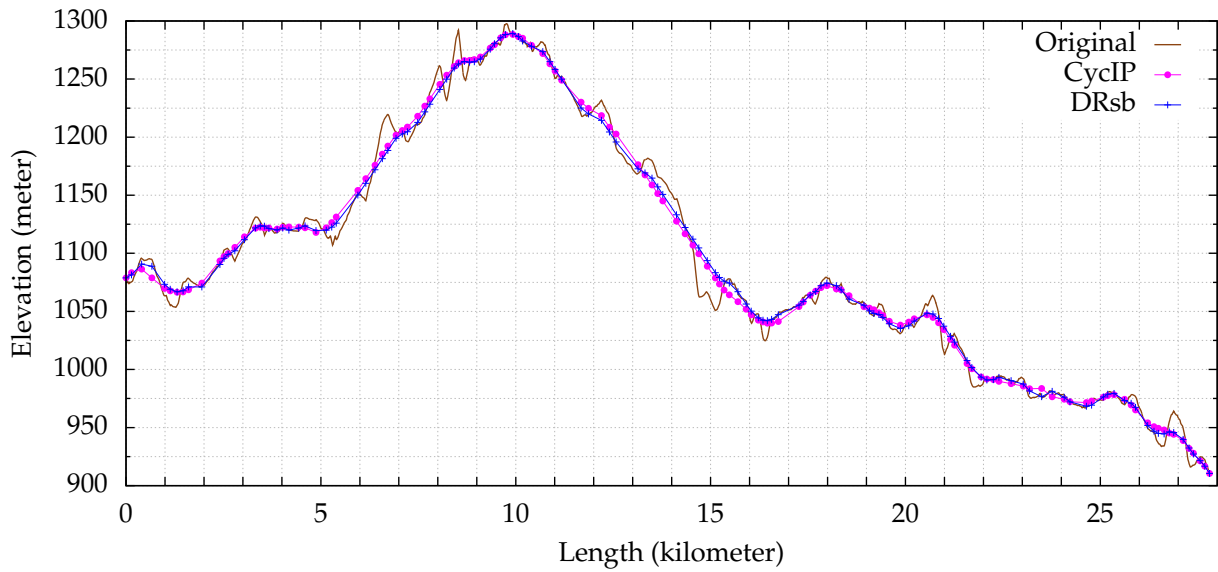


Figure 11: Road designs obtained by CycIP and DRsb.

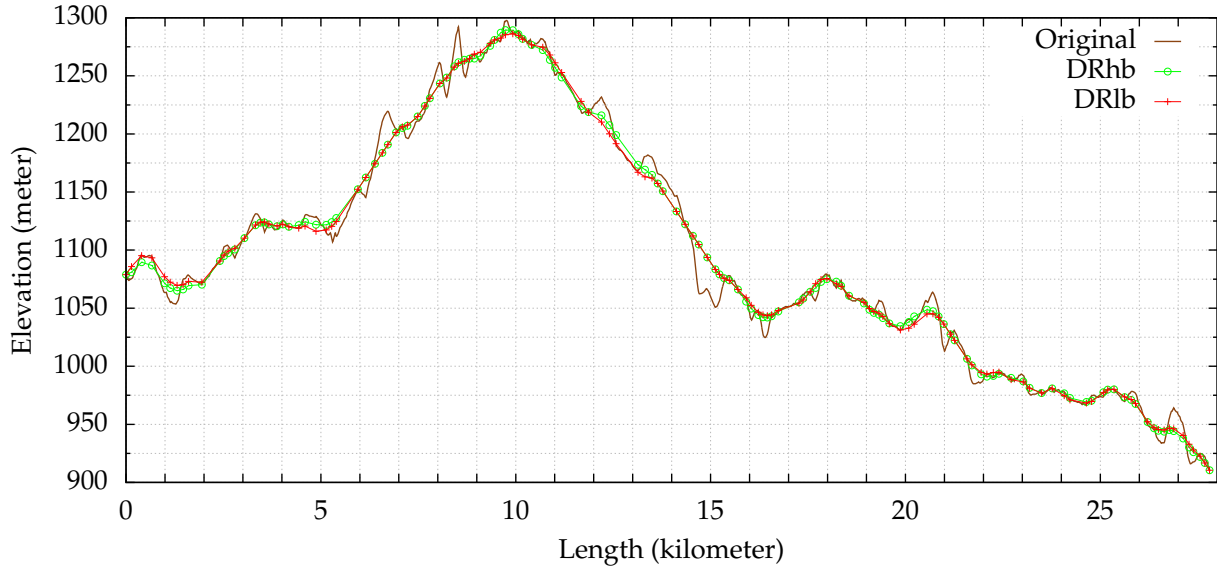


Figure 12: Road designs obtained by DRhb and DRlb.

These road designs are indeed different as seen in the two diagrams below. Figure 13 presents a *mass diagram*. The mass diagram is a plot of the cut and fill volumes along the road (where cuts are positive and fills are negative). Hence, a mass diagram that finishes closer to zero indicates a better balance between cut and fill. Figure 14 shows a cumulative mass diagram, where cut and fills are both taken as positive.

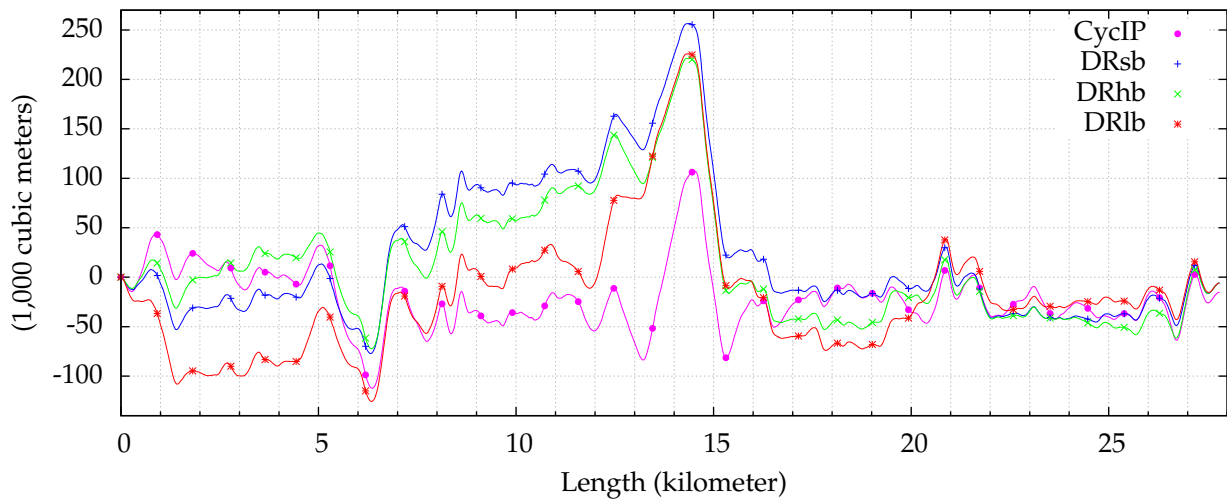


Figure 13: Mass diagrams

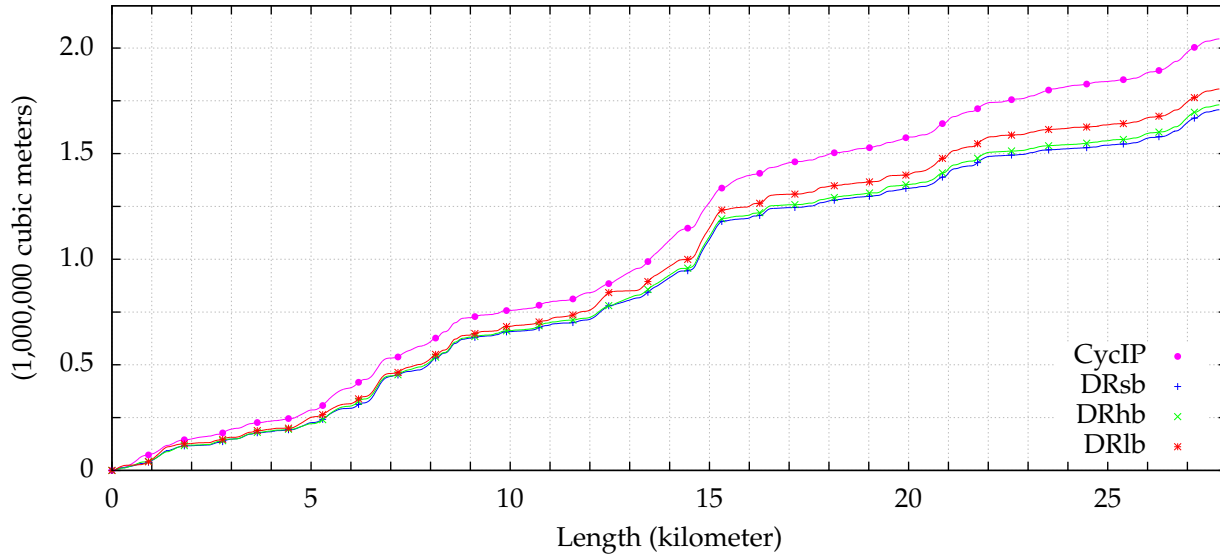


Figure 14: Cumulative cut-and-fill amount

We set the cost for cut-and-fill at \$5.23 per cubic meter and the cost for handling the final cut-and-fill balance at \$1.31 per cubic meter (notice that the ratio of these two costs is approximately 4 : 1). From the obtained data we then record the cost for each road design in the next table.

Algorithms	Cut-and-fill (m ³)	Final balance (m ³)	Earthwork cost (\$)	Saving (%)
CycIP	2,043,188.4	-15,273.0	10,703,303	0%
DRsb	1,707,709.5	-5,960.7	8,936,992	16.50%
DRhb	1,730,857.5	-5,996.8	9,058,059	15.37%
DRlb	1,805,893.0	-6,036.3	9,450,468	11.71%

Table 2: Earthwork amount and cost saving

8.5 Conclusion

The results suggest the following:

- Employing the cost function may reduce the construction cost significantly. In our particular problem, DRsb can save approximately 1.76 million dollars (16.5%), while the savings of DRhb and DRlb are 1.64 and 1.25 millions (15.37% and 11.71%), respectively.
- Using the exact cost function (i.e., DRsb) may lead to a greater saving.
- Using the hexagonal approximation (i.e., DRhb) is beneficial for programming purpose while also maintaining a good saving percentage.

The data for the other 5 problems listed next also support our observations.

Algorithms	Prob. 1	Prob. 2	Prob. 3	Prob. 4	Prob. 5
DRsb	7.05%	10.35%	8.88%	18.96%	12.81%
DRhb	7.00%	10.41%	8.49%	18.17%	12.45%
DRlb	6.88%	6.35%	7.7%	16.0%	10.04%

Table 3: Cost savings over CycIP

In summary, the experiments support our belief that the road design optimization problem can be efficiently solved by employing variants of the Douglas–Rachford algorithm. Future work may concentrate on refining the model and on testing the algorithms on large-scale data using graphics processing units.

Acknowledgement

HHB was partially supported by the Natural Sciences and Engineering Research Council of Canada and by the Canada Research Chair Program. HMP was partially supported by an NSERC accelerator grant of HHB. The tables and figures in this paper were obtained with the help of Julia (see [16]) and Gnuplot (see [14]).

References

- [1] H.H. Bauschke and J.M. Borwein, On projection algorithms for solving convex feasibility problems, *SIAM Review* 38 (1996), pp. 367–426.
- [2] H.H. Bauschke and P.L. Combettes, *Convex Analysis and Monotone Operator Theory in Hilbert Spaces*, Springer, 2011.
- [3] H.H. Bauschke, F. Iorio, and V.R. Koch, The method of cyclic intrepid projections: convergence analysis and numerical experiments, in *The Impact of Applications on Mathematics*, Proceedings of the Forum of Mathematics for Industry (Fukuoka 2013), M. Wakayama et al. (editors), Springer 2014, pp. 187–200.
- [4] H.H. Bauschke and V.R. Koch, Projection methods: Swiss Army knives for solving feasibility and best approximation problems with halfspaces, in Proceedings of the workshop on Infinite Products of Operators and Their Applications (Haifa 2012), S. Reich and A. Zaslavski (editors), *Contemporary Mathematics*, in-press.
- [5] H.H. Bauschke, Y. Lucet, and H.M. Phan, On the convexity of piecewise-defined functions, preprint, <http://arxiv.org/abs/1408.3771>, August 2014.
- [6] R.I. Boţ, E.R. Csetnek, and A. Heinrich, A primal-dual splitting algorithm for finding zeros of sums of maximally monotone operators, *SIAM Journal on Optimization* 23 (2013), pp. 2011–2036.

- [7] L.M. Briceño-Arias and P.L. Combettes, A monotone+skew splitting model for composite monotone inclusions in duality, *SIAM Journal on Optimization* 21 (2011), pp. 1230–1250.
- [8] A. Cegielski, *Iterative Methods for Fixed Point Problems in Hilbert Spaces*, Springer 2012.
- [9] Y. Censor and S.A. Zenios, *Parallel Optimization*, Oxford University Press, 1997.
- [10] P.L. Combettes, Hilbertian convex feasibility problems: convergence of projection methods, *Applied Mathematics and Optimization* 35 (1997), pp. 311–330.
- [11] P.L. Combettes and J.-C. Pesquet, Proximal splitting methods in signal processing, in *Fixed-Point Algorithms for Inverse Problems in Science and Engineering*, H.H. Bauschke et al. (editors), Springer, 2011, pp 185–212.
- [12] E.D. Dolan and J.J. Moré, Benchmarking optimization software with performance profiles, *Mathematical Programming (Series A)* 91 (2002), pp. 201–213.
- [13] J. Douglas and H.H. Rachford, On the numerical solution of heat conduction problems in two and three space variables, *Transactions of the AMS* 82 (1956), pp. 421–439.
- [14] Gnuplot, <http://sourceforge.net/projects/gnuplot>
- [15] G.T. Herman, A relaxation method for reconstructing objects from noisy x-rays, *Mathematical Programming* 8 (1975), pp. 1–19.
- [16] The Julia Language, <http://julialang.org>
- [17] P.-L. Lions and B. Mercier, Splitting algorithms for the sum of two nonlinear operators, *SIAM Journal on Numerical Analysis* 16 (1979), pp. 964–970.
- [18] J.-J. Moreau, Proximité et dualité dans un espace hilbertien, *Bulletin de la Société Mathématique de France* 93 (1965), pp. 273–299.
- [19] R.T. Rockafellar. *Convex Analysis*. Princeton University Press, 1970.