

Herding interactions as an opportunity to prevent extreme events in financial markets

Aleksejus Kononovicius*, Vygintas Gontis †

Abstract

A characteristic feature of complex systems in general is a tight coupling between their constituent parts. In complex socio-economic systems this kind of behavior leads to self-organization, which may be both desirable (e.g. social cooperation) and undesirable (e.g. mass panic, financial “bubbles” or “crashes”). Abundance of the empirical data as well as general insights into the trading behavior enables the creation of simple agent-based models reproducing sophisticated statistical features of the financial markets. In this contribution we consider a possibility to prevent self-organized extreme events in financial market modeling its behavior using agent-based herding model, which reproduces main stylized facts of the financial markets. We show that introduction of agents with predefined fundamentalist trading behavior helps to significantly reduce the probability of the extreme price fluctuations events. We also investigate random trading, which was previously found to be promising extreme event prevention strategy, and find that its impact on the market has to be considered among other opportunities to stabilize the markets.

1 Introduction

Empirical data from complex socio-economic systems is known to frequently follow power law distributions [1–9]. This basically means that the extreme events in such systems become significantly more probable and consequently more frequent. In certain cases these extreme events may be desirable - one may see emergence of “homo socialis”, social cooperation, fads and norms as the most straightforward examples [10–14]. But there are also undesirable extreme events - such as mass panic, financial “bubbles” and “crashes”. Either way these events are thought to be caused by the same social interaction mechanism - herding behavior, which encourages endogenous self-organization of the socio-economic systems [12–22]. In this paper we address the possibility to control financial market fluctuations, via herding interactions, thus preventing extreme events, or greatly reducing their probability.

Heterogeneous agent-based modeling [23–30] is the most suitable framework to test the idea of using herding interactions to prevent extreme events. This framework introduces a generalized concept of an agent, which is meant to be used in place of the interacting parts of the modeled system. Interactions between those agents are also generalized and simplified. After this simplification only statistically relevant general behavioral details are retained and thus the

*email: aleksejus.kononovicius@tfai.vu.lt; website: <http://kononovicius.lt>

†email: vygintas@gontis.eu; website: <http://gontis.eu>

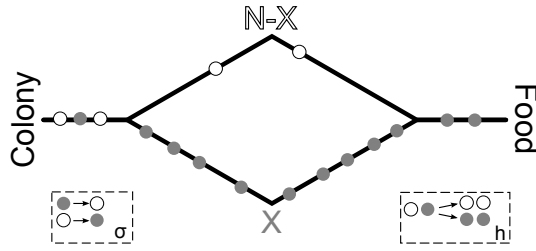


Figure 1: Schematic representation of the experiment and mathematical herding model. Ants are moving from the colony (left hand side) to the food source (right hand side) using one of the two available paths. Switching between the paths may be based either on individual decision, single agent transitions, or be caused by exchange of information, two agent interactions.

resulting models appear to be simple and able to capture important features of the modeled systems.

We base our research on a simple agent-based model proposed by Alan Kirman, see [31], which primarily explains the herding behavior in ant colonies. Various minimal modifications of this model were shown to be able to reproduce the simplest stylized facts observed in the financial markets - such as power law distributions [32–37] as well as power law spectral density and auto-correlations [37, 38]. A more sophisticated treatment of the agent-based herding model further enhances the quality of reproduced statistical features - three state model was shown to reproduce fractured spectral density [39]. While the latest developments enable reproduction of the detailed empirical probability density function (abbr. PDF) and spectral density of high-frequency absolute return [40].

In the following section we will introduce controlled agents into the generic Kirman’s model and discuss the impact of this predefined agent behavior. Next we will analyze three state artificial financial market built upon the generic herding model and explore the effectiveness of certain extreme event prevention strategies. We will consider straightforward one, based on the market fundamentals, and less predictable one, based on random trading (proposed by [17, 41]). Finally we will conclude the paper by discussing obtained results.

2 Agent-based herding model with controlled agents

In numerous previous works [32–40] artificial agent-based financial markets were constructed using a very simple agent-based herding model, originally proposed by Alan Kirman in [31]. In this section we will briefly discuss Kirman’s agent-based herding model and will introduce two types of controlled agents, ones with predefined behavior, into the original model.

Biological research [42–44], as well as numerous socio-economic papers [16, 20, 22], provides extensive evidence that herding interactions play crucial role in social scenarios both in animal and human societies. In the experimental setup by Pasteels [42, 43] ants were allowed to move from their colony to food source using one of the two available paths (see schematic representation of the experiment in Fig. 1). It would be far more convenient for them to use both paths at once as it would increase throughput, but at any given time majority of ants tend to use only a single path. Interestingly enough it was observed that from time to time this “chosen” path is switched purely due to endogenous interactions. So despite symmetrical setup asymmetric switching behavior was observed.

In order to describe such behavior Kirman proposed [31] a simple one-step transition model. In

contemporary form the one-step transition probabilities of this model are expressed as follows [32, 37]

$$p(X \rightarrow X + 1) = (N - X)(\sigma_1 + hX)\Delta t, \quad (1)$$

$$p(X \rightarrow X - 1) = X[\sigma_2 + h(N - X)]\Delta t, \quad (2)$$

here N is a fixed number of agents in the system (thus one of the available states is occupied by X agents and the other by $N - X$ agents), σ_i represent idiosyncratic transition rates to state i , h is the intensity of herding behavior and Δt is a short time step (during which only one transition would be probable).

In the above we have assumed that all agents may interact with all other agents, or namely they act on a global scale. It is known that local interactions lead to the extensive statistics and may be described using ordinary differential equation. While global interactions, as chosen for the financial market setup, lead to non-extensive statistics [45, 46] and are well described (for $x = X/N$ in the limit $N \rightarrow \infty$) by the following stochastic differential equation [32, 37]:

$$dx = [\sigma_1(1 - x) - \sigma_2x]dt + \sqrt{2hx(1 - x)}dW, \quad (3)$$

here W stands for a standard one dimensional Brownian motion (or alternatively - Wiener process). The stationary PDF of x , in this case, is given by

$$P_0(x) = \frac{\Gamma(\frac{\sigma_1}{h} + \frac{\sigma_2}{h})}{\Gamma(\frac{\sigma_1}{h})\Gamma(\frac{\sigma_2}{h})} x^{\frac{\sigma_1}{h}-1} (1 - x)^{\frac{\sigma_2}{h}-1}, \quad (4)$$

The model can be now extended by including M agents, which are controlled externally and switch states only due to this exogenous influence. For the sake of convenience we can assume that M_1 of them are in the state 1, while M_2 are in the state 2. Namely unlike the other agents, the controlled agents do not switch their state due to endogenous interactions, though they are allowed to trigger endogenous switches of the other agents. In this case one-step transition probabilities take the following form:

$$p(X \rightarrow X + 1) = (N - X)[\sigma_1 + h(X + M_1)]\Delta t, \quad (5)$$

$$p(X \rightarrow X - 1) = X[\sigma_2 + h(N - X + M_2)]\Delta t, \quad (6)$$

It is evident that one can include herding terms with M_1 and M_2 into spontaneous transition rates, σ_i . Namely, one can set $\tilde{\sigma}_1 = \sigma_1 + hM_1$ and $\tilde{\sigma}_2 = \sigma_2 + hM_2$ to get back to the original form of the herding model just with shifted individual preferences, $\tilde{\sigma}_i$. It means that Eqs. (3) and (4) are valid for the system with controlled agents, just σ_1 and σ_2 are replaced with $\tilde{\sigma}_1$ and $\tilde{\sigma}_2$.

If we have a system with M controlled agents, which stochastically switch their state with equal probabilities, then we can assume that $M_1 = M_2 = M/2$. Such interpretation of controlled agents impact on the system is very valuable in the context of ongoing discussion about the role of random trading strategies in financial markets [17, 41]. It opens up two distinct possibilities to control the behavior of the two state agent system - one can introduce a few agents with fixed states or just let them stochastically switch between available states. In both cases the standard deviation of stationary PDF of x can be reduced.

In the symmetric case, $\tilde{\sigma} = \frac{\tilde{\sigma}_1}{h} = \frac{\tilde{\sigma}_2}{h}$, the stationary PDF, Eq. (4), can be rewritten as q -Gaussian (for more information on q -Gaussian and non-extensive statistics see [47])

$$P_0(x) = C_q \exp_q \left[-\frac{4}{1 - q} \left(x - \frac{1}{2} \right)^2 \right] = \frac{(3 - q)\Gamma(\frac{3-q}{2(1-q)})}{\sqrt{\pi}\Gamma(\frac{1}{1-q})} \left[4(x - x^2) \right]^{\frac{1}{1-q}}, \quad (7)$$

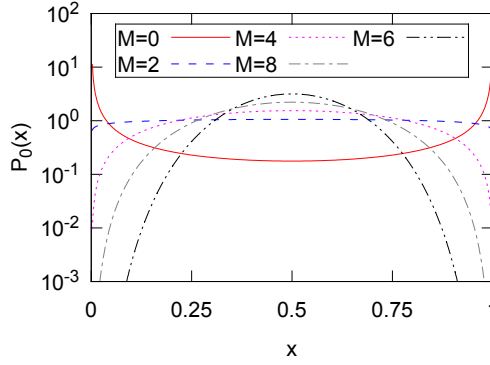


Figure 2: Stationary PDF, $P_0(x)$, of agent population in the symmetric case of the two state herding model. Parameters were set as follows: $\tilde{\varepsilon} = 0.1 + M/2$, $M = 0; 2; 4; 8; 16$.

where $q = 1 - \frac{1}{\tilde{\varepsilon}-1}$. This confirms that macroscopic variable x is distributed according power-law, when $\tilde{\varepsilon}$ is small (consequently $q \neq 1$). As well as suggests that PDF of x approaches Gaussian PDF, when $\tilde{\varepsilon} \rightarrow \infty$ (which leads to $q \rightarrow 1$). In Fig. 2 we demonstrate the stationary PDF, $P_0(x)$, calculated from the Eq. (7) for several values of predefined agents M . From the theoretical point of view this herding model serves as a very simple example of a stochastic system on the macroscopic level, which can be stabilized by introducing agents, who act stochastically.

In the next section we follow up by considering a three state agent-based herding model of the financial markets. Introduction of the controlled agents in this setup is no longer trivial and few different approaches appear to be equally viable. Those different approaches lead to different results, which may impact the usability of extreme event prevention strategies.

3 Extreme event prevention in a more sophisticated financial market model

In previous section we considered a possibility to stabilize macroscopic fluctuations of the two state herding model by introducing controlled agents. In the previous setup the impact of controlled agents is rather straightforward, see [48] for a more detailed consideration. In this section we consider the three state herding model of the financial markets, proposed in [39, 40], introducing stochastic and predefined agents into it.

Let us now briefly discuss the basics of the three state herding model of financial markets. In this model the financial fluctuations are derived from the population dynamics of the three agent groups: fundamentalists (we will use subscript f to denote them) and chartists (subscript c), who may be either optimists (subscript o) or pessimists (subscript p). The schematic representation of the three state herding model is given in Fig. 3.

The main idea of this model is to link endogenous dynamics of the agents to the market price movements. Instantaneous occupations of the agent states impact the demand and supply in the artificial market, and thus determine the equilibrium price. We define fundamentalists as agents aware of market fundamentals, which we assume to be quantified by the fundamental price, P_f . Namely, fundamentalists expect that market price, given enough time, will approach fundamental price. Having in mind our work reproducing statistical properties of real markets it is possible treat fundamentalists as long time traders, which act on the longer time scales then chartists up to three orders of magnitude. Chartists, on the other hand, simply switch between the buying (optimism) and selling (pessimism) behavior, switching their opinions quickly. One

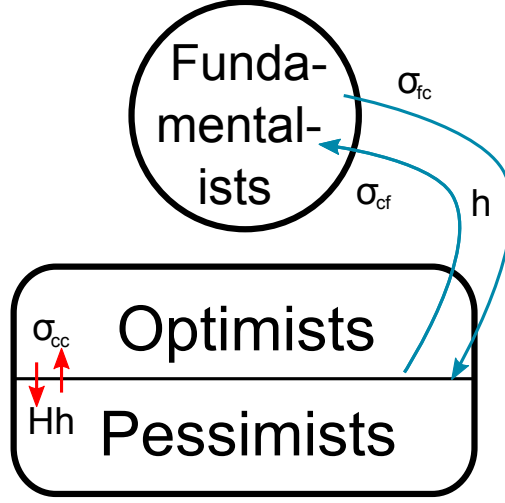


Figure 3: Schematic representation of the three state herding model. Simplified model parameters σ_{ij} describe idiosyncratic switching rate from state i to state j , h describes herding behavior between fundamentalists and chartists (optimists and pessimists collectively) and Hh describes herding behavior between optimists and pessimists.

can view chartists as short term speculative traders, contributing to very rapid price movements. These assumptions provide us with demands generated by those of agents groups:

$$D_f = X_f[\ln P_f - \ln P(t)], \quad D_c = r_0(X_o - X_p) = r_0 X_c \xi, \quad (8)$$

where $\xi = \frac{X_o - X_p}{X_c}$ is the average mood of chartists. One can obtain price by applying Walrasian scenario [39, 40], which results in:

$$p(t) = \ln \frac{P(t)}{P_f} = r_0 \frac{X_c}{X_f} \xi. \quad (9)$$

In the above r_0 describes relative impact of chartist trader. The larger r_0 , the bigger fluctuations of price occur, so r_0 can be folded into other empirically defined parameters. Further in this paper, for the sake of simplicity, we assume $r_0 = 1$.

To simplify model we need to assume that there is no significant qualitative difference between optimists and pessimists (symmetry of idiosyncratic switching rates, folding of fundamentalist-optimist and fundamentalist-pessimist interactions into fundamentalist-chartist interaction) and also that chartist agents trade noticeably more frequently. After making these assumptions we may take the limit $N \rightarrow \infty$ to arrive to the following set of stochastic differential equations (detailed mathematical derivation may be found in [39, 40]):

$$dx_f = \frac{(1-x_f)\varepsilon_{cf} - x_f\varepsilon_{fc}}{\tau(x_f, \xi)} dt + \sqrt{\frac{2x_f(1-x_f)}{\tau(x_f, \xi)}} dW_f, \quad (10)$$

$$d\xi = -\frac{2H\varepsilon_{cc}\xi}{\tau(x_f, \xi)} dt + \sqrt{\frac{2H(1-\xi^2)}{\tau(x_f, \xi)}} dW_\xi, \quad (11)$$

here, for the sake of simplicity, we have redefined some of the model parameters, $\varepsilon_{cf} = \sigma_{cf}/h$ is scaled idiosyncratic transition rate from chartist state to fundamentalist state (hence index cf), while $\varepsilon_{fc} = \sigma_{fc}/h$ gives the reversed transition rate, $\varepsilon_{cc} = \sigma_{cc}/(Hh)$ describes scaled two-way intra-chartist idiosyncratic transition rates, H is the ratio between the intensity of herding behavior of chartist-chartist and fundamentalist-chartist interactions, and used scaled time $t_s = ht$ without writing subscript s into the equations above. Note that Eqs. (10) and (11)

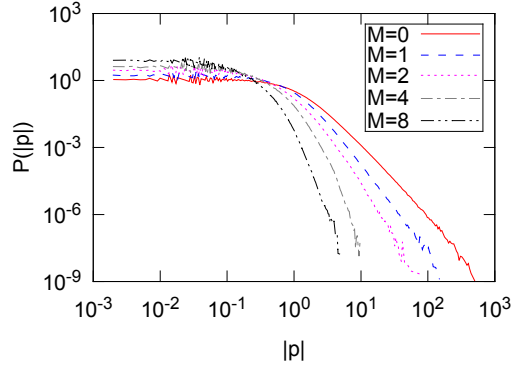


Figure 4: Stationary PDF of absolute log-price, $|p(t)|$, when predefined fundamentalists, $M = 0; 1; 2; 4; 8$, are present. Results were obtained by numerically solving equations (10)-(12). Parameters were as follows: $\tilde{\varepsilon}_{cf} = 0.1 + M$, $\varepsilon_{fc} = 3$, $\varepsilon_{cc} = 3$, $H = 300$, $a = 0.5$, $\alpha = 2$.

are coupled only through the inter-event time $\tau(x_f, \xi)$. The inter-event time, $\tau(x_f, \xi)$, serves as a macroscopic state feedback on the microscopic activity of all agents,

$$\frac{1}{\tau(x_f, \xi)} = \left(1 + a \left| r_0 \frac{1 - n_f}{n_f} \xi \right| \right)^\alpha = (1 + a |p(t)|)^\alpha. \quad (12)$$

Numerous empirical analyses (e.g., [49]) provide background for the chosen relationship between inter-event time, $\tau(n_f, \xi)$, and relative log-price, $p(t)$, as well as suggest that the value of exponent, $\alpha = 2$. Note that there is a difference in Eq. (10) from the version published in [39, 40] as the last numerical investigation confirms the possibility to include the term $n_f \varepsilon_{fc}$ into the denominator of first term.

Eqs. (10)-(12) form a core of the consentaneous model of financial markets derived from the three state herding model [40]. These equations belong to the class of non-linear stochastic differential equations exhibiting power law statistics and scaling of variable. Modeling of financial markets by these equations is comparable only with nonlinear GARCH(1,1) process [50]. As we have shown in previous work, such financial market model is able to reproduce power-law statistics of financial markets in very details and the most exciting aspect of this approach is that model parameters are the same for all markets from Vilnius to New York, and for all stocks. The return volatility in this model is defined by deviations of market price from its fundamental value $p(t)$ as a result of endogenous agent population dynamics in the set of three states. Here we consider the possibility to control market by introducing agents with predefined behavior.

It is obvious that the most effective market control method would be introduction of M agents with predefined fundamentalist trading behavior. This would increase parameter σ_{cf} by hM , or $\tilde{\varepsilon}_{cf} = \varepsilon_{cf} + M$. Observe, in Fig. 4, that as M increases the PDF of $p(t)$ becomes narrower - larger deviations of $p(t)$ become significantly less probable and standard deviation decreases. This process may be also seen as a convergence of q-Gaussian (power-law) distribution towards Gaussian distribution. Evidently this control strategy yields excellent results, but its main drawback is a simple fact that currently there is no conventional agreement on how to estimate fundamental price, though some approaches are being by doing lab experiments [51–53].

In couple of recent publications [17, 41] stochastic trading in the market was considered as an extreme event (extreme risk) prevention strategy. This kind of approach would be of great value as introduction of stochastic traders, unlike fundamentalist traders, is very simple in terms of implementation. The beneficial role of noise in many physical systems is widely

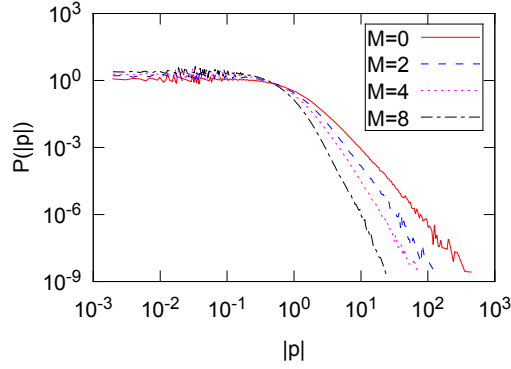


Figure 5: Stationary PDF of absolute log-price, $|p(t)|$, in case when stochastic traders, $M = 0; 2; 4; 8$, are assumed to have symmetric impact. Results were obtained by numerically from equations (10)-(12). Parameters were set as follows: $\tilde{\varepsilon}_{cc} = 3 + M/2$, $\tilde{\varepsilon}_{fc} = 3 + M/2$, $\tilde{\varepsilon}_{cf} = 0.1 + M/2$, $H = 300$, $a = 0.5$, $\alpha = 2$.

recognized [54, 55] and it has a great influences on the dynamics of socio-economic systems as well [56, 57]. Realistic introduction of the stochastic agents into the three state model, and their impact on the macroscopic behavior, is not straightforward.

The main question how chartists and fundamentalist will perceive stochastic traders requires some deeper insight. Note, that Kirman's herding model is ad hoc stochastic in the microscopic level. There is no space for any rational consideration, agents change their behavior just in response to the contact with other agent. In our model this contact is equivalent to the transaction between two agents. Namely, in the dynamics of fundamentalists, when a fundamentalist trader solves a problem whether to stay with fundamentalist strategy or to switch to chartist behavior he should consider half of stochastic traders as fundamentalists and half as chartists, as he can trade only with those stochastic traders, who stochastically acts as chartists: sells, when fundamentalist buys, and buys, when fundamentalist sells. Consequently, half of stochastic traders make impact on fundamentalist as being chartists. If chartist considers the possibility to switch back to the fundamental strategy, he could treat the trade with stochastic trader in similar way. He can make transaction only with those stochastic traders, who act on opposite direction and are not in line with herding tendency of chartists. Consequently, in the chartist and fundamentalist dynamics we have consider half of stochastic traders as fundamentalists. In the dynamics of optimists and pessimists it is more evident that half of stochastic traders have to be treated as optimists and other half as pessimists.

In this interpretation we stress the importance of traders choice of the problem he himself solves. So in all possible contacts (trades) with stochastic traders any market trader have to consider him as having opposite opinion. This leaves us only with symmetric interpretation of stochastic traders in the dynamics of all agent groups. Mathematically the impact of stochastic traders in this interpretation may be formalized in the following way: $\tilde{\varepsilon}_{fc} = \varepsilon_{fc} + M/2$, $\tilde{\varepsilon}_{cf} = \varepsilon_{cf} + M/2$, $\tilde{\varepsilon}_{op} = \varepsilon_{op} + M/2$ and $\tilde{\varepsilon}_{po} = \varepsilon_{po} + M/2$. In Fig. 5 we demonstrate that stochastic trading has a considerable effect diminishing price deviations from its fundamental value.

4 Conclusions

In this contribution we have considered control possibilities of the financial market providing our interpretation based on the artificial agent-based set-up built upon the three state herding model and reproducing main stylized facts of the markets. The three state model has its

roots in generic Kirman’s model, which provides a mathematical background for the wisdom of the crowd effect in social communities. Consequently this model reproduces extreme events, which can be seen as extreme deviations from the “correct” opinion, happening simply due to endogenous interactions. Fortunately, the core feature of the endogenous interactions causing extreme deviations, herding behavior, might be also used to prevent these extreme events. We propose to use predefined fundamentalist and stochastic traders, which through global herding coupling may be able to prevent extreme events in the financial markets.

First of all we demonstrate the efficiency of controlled agents in the simplest case. Namely we consider analytically the two state herding model with controlled agents present. Population dynamics driven by herding interactions can be manipulated by introducing controlled agents into the predefined states or just letting them change their state stochastically. From the theoretical point of view this simple case serves as an example of a stochastic system on the macroscopic level, which can be stabilized by introducing agents, who act stochastically.

Next we move on to the analysis of the market price deviations from its fundamental value in the three state herding model of financial markets, which is known to be capable of reproducing the empirical data [39, 40]. Numerical simulations using this model show that introduction of predefined fundamentalist traders is a very efficient method to reduce market price fluctuations. In this context we have also tested an extreme event prevention strategy (proposed in [17, 41]), which assumes that stochastically trading agents might also stabilize financial market fluctuations. Introduction of the such agents into the three state model requires some interpretation how different agent groups would perceive stochastic traders. We do consider as the most reasonable approach that the impact of stochastic traders on the dynamics of fundamentalists and chartists is symmetric. In this interpretation the macroscopic dynamics of market price falls under observable stabilization.

Source code

Results presented in this paper may be reproduced using source code from <https://github.com/akononovicius/Fin-market-control-2014>. Along with source code we make compiled program available along with scripts used to produce figures.

References

- [1] J. P. Bouchaud and M. Potters, *Theory of financial risks and derivative pricing*. New York: Cambridge University Press, 2004.
- [2] A. Chakraborti, I. M. Toke, M. Patriarca, and F. Abergel, “Econophysics review: I. empirical facts,” *Quantitative Finance*, vol. 7, pp. 991–1012, 2011.
- [3] R. Cont, M. Potters, and J. Bouchaud, “Scaling in stock market data: Stable laws and beyond,” in *Scale Invariance and Beyond* (B. Dubrulle, F. Graner, and D. Sornette, eds.), Springer, 1997.
- [4] X. Gabaix, “Power laws in economics and finance,” *Annual Review of Economics*, vol. 1, pp. 255–293, 2009.

- [5] V. Gontis, A. Kononovicius, and S. Reimann, “The class of nonlinear stochastic models as a background for the bursty behavior in financial markets,” *Advances in Complex Systems*, vol. 15, no. supp01, p. 1250071, 2012.
- [6] M. Karsai, K. Kaski, A. L. Barabasi, and J. Kertesz, “Universal features of correlated bursty behaviour,” *NIH Scientific Reports*, vol. 2, p. 397, 2012.
- [7] D. Kondor, M. Posfai, I. Csabai, and G. Vattay, “Do the rich get richer? an empirical analysis of the bitcoin transaction network,” *PLoS ONE*, vol. 9, no. 2, p. e86197, 2014.
- [8] R. N. Mantegna and H. E. Stanley, *Introduction to Econophysics: Correlations and Complexity in Finance*. Cambridge University Press, 2000.
- [9] C. Schinckus, “Introduction to econophysics: towards a new step in the evolution of physical sciences,” *Contemporary Physics*, vol. 54, no. 1, pp. 17–32, 2013.
- [10] D. Challet and Y.-C. Zhang, “Emergence of cooperation and organization in an evolutionary game,” *Physica A*, vol. 246, pp. 407–418, 1997.
- [11] S. Galam and F. Jacobs, “The role of inflexible minorities in the breaking of democratic opinion dynamics,” *Physica A*, vol. 381, pp. 366 – 376, 2007.
- [12] S. Galam, “Public debates driven by incomplete scientific data: The cases of evolution theory, global warming and h1n1 pandemic influenza,” *Physica A*, vol. 389, no. 17, pp. 3619 – 3631, 2010.
- [13] D. Helbing, *Social Self-Organization*. Springer, 2012.
- [14] F. Schweitzer, P. Mavrodiev, and C. J. Tessone, “How can social herding enhance cooperation?,” *Advances in Complex Systems*, vol. 16, p. 1350017, 2013.
- [15] G. Akerlof and J. Shiller, *Animal Spirits: How Human Psychology Drives the Economy, and Why It Matters for Global Capitalism*. Princeton University Press, 2009.
- [16] G. S. Becker, “A note on restaurant pricing and other examples of social influence on price,” *Journal of Political Economy*, vol. 99, pp. 1109–1116, 1991.
- [17] A. E. Biondo, A. Pluchino, A. Rapisarda, and D. Helbing, “Stopping financial avalanches by random trading,” *Physical Review E*, vol. 88, p. 062814, 2013.
- [18] J. P. Bouchaud, “Crises and collective socio-economic phenomena: Simple models and challenges,” *Journal of Statistical Physics*, vol. 151, pp. 567–606, 2013.
- [19] D. O. Cajueiro and B. M. Tabak, “Multifractality and herding behavior in the japanese stock market,” *Chaos, Solitons and Fractals*, vol. 40, pp. 497–504, 2009.
- [20] J. R. G. Dyer, A. Johansson, D. Helbing, I. D. Couzin, and J. Krause, “Leadership, consensus decision making and collective behaviour in humans,” *Philosophical Transactions of the Royal Society B*, vol. 364, no. 1518, pp. 781–789, 2009.
- [21] D. R. Parisi, D. Sornette, and D. Helbing, “Financial price dynamics and pedestrian counterflows: A comparison of statistical stylized facts,” *Physical Review E*, vol. 87, no. 1, p. 012804, 2013.
- [22] R. M. Raafat, N. Chater, and C. Frith, “Herding in humans,” *Trends in Cognitive Sciences*, vol. 13, no. 10, pp. 420 – 428, 2009.

- [23] A. Chakraborti, I. M. Toke, M. Patriarca, and F. Abergel, “Econophysics review: II. agent-based models,” *Quantitative Finance*, vol. 7, pp. 1013–1041, 2011.
- [24] S. Cincotti, L. Gardini, and T. Lux, “New advances in financial economics: Heterogeneity and simulation,” *Computational Economics*, vol. 32, no. 1, pp. 1–2, 2008.
- [25] R. Conte, N. Gilbert, G. Bonelli, C. Cioffi-Revilla, G. Deffuant, J. Kertesz, V. Loreto, S. Moat, J.-P. Nadal, A. Sanchez, A. Nowak, A. Flache, M. San Miguel, and D. Helbing, “Manifesto of computational social science,” *European Physics Journal Special Topics*, vol. 214, pp. 325–346, 2012.
- [26] M. Cristelli, L. Pietronero, and A. Zaccaria, “Critical overview of agent-based models for economics,” in *Proceedings of the School of Physics “E. Fermi”, Course CLXXVI* (F. Mallnace and H. E. Stanley, eds.), (Bologna-Amsterdam), pp. 235 – 282, SIF-IOS, 2012.
- [27] J. D. Farmer and D. Foley, “The economy needs agent-based modelling,” *Nature*, vol. 460, pp. 685–686, 2009.
- [28] R. Frederick, “Agents of influence,” *Proceedings of the National Academy of Sciences of the United States of America*, vol. 110, no. 10, pp. 3703–3705, 2013.
- [29] E. Samanidou, E. Zschischang, D. Stauffer, and T. Lux, “Agent-based models of financial markets,” *Reports on Progress in Physics*, vol. 70, p. 409, 2007.
- [30] V. M. Yakovenko, “Econophysics, statistical mechanics approach to,” in *Encyclopedia of Complexity and System Science* (R. A. Meyers, ed.), Springer, 2009.
- [31] A. P. Kirman, “Ants, rationality and recruitment,” *Quarterly Journal of Economics*, vol. 108, pp. 137–156, 1993.
- [32] S. Alfarano, T. Lux, and F. Wagner, “Estimation of agent-based models: The case of an asymmetric herding model,” *Computational Economics*, vol. 26, no. 1, pp. 19–49, 2005.
- [33] S. Alfarano, T. Lux, and F. Wagner, “Time variation of higher moments in a financial market with heterogeneous agents: An analytical approach,” *Journal of Economic Dynamics and Control*, vol. 32, pp. 101–136, 2008.
- [34] S. Alfarano, M. Milakovic, and M. Raddant, “A note on institutional hierarchy and volatility in financial markets,” *The European Journal of Finance*, vol. 19, no. 6, pp. 449–465, 2013.
- [35] V. Alfi, M. Cristelli, L. Pietronero, and A. Zaccaria, “Minimal agent based model for financial markets i: Origin and self-organization of stylized facts,” *European Physics Journal B*, vol. 67, no. 3, pp. 385–397, 2009.
- [36] V. Alfi, M. Cristelli, L. Pietronero, and A. Zaccaria, “Minimal agent based model for financial markets ii: Statistical properties of the linear and multiplicative dynamics,” *European Physics Journal B*, vol. 67, no. 3, pp. 399–417, 2009.
- [37] A. Kononovicius and V. Gontis, “Agent based reasoning for the non-linear stochastic models of long-range memory,” *Physica A*, vol. 391, no. 4, pp. 1309–1314, 2012.
- [38] A. Kirman and G. Teyssiere, “Microeconomic models for long memory in the volatility of financial time series,” *Studies in Nonlinear Dynamics and Econometrics*, vol. 5, no. 4, pp. 281–302, 2002.

- [39] A. Kononovicius and V. Gontis, “Three state herding model of the financial markets,” *EPL*, vol. 101, p. 28001, 2013.
- [40] V. Gontis and A. Kononovicius, “Consentaneous agent-based and stochastic model of the financial markets,” *PLoS ONE*, vol. 9, no. 7, p. e102201, 2014.
- [41] A. E. Biondo, A. Pluchino, A. Rapisarda, and D. Helbing, “Are random trading strategies more successful than technical ones?,” *PLoS ONE*, vol. 8, no. 7, p. e68344, 2013.
- [42] J. M. Pasteels, J. L. Deneubourg, and S. Goss, “Self-organization mechanisms in ant societies (i): Trail recruitment to newly discovered food sources,” in *From Individual to Collective Behaviour in Social Insects* (J. M. Pasteels and J. L. Deneubourg, eds.), pp. 155–175, Basel: Birkhauser, 1987.
- [43] J. M. Pasteels, J. L. Deneubourg, and S. Goss, “Self-organization mechanisms in ant societies (ii): Learning in foraging and division of labor,” in *From Individual to Collective Behaviour in Social Insects* (J. M. Pasteels and J. L. Deneubourg, eds.), pp. 177–196, Basel: Birkhauser, 1987.
- [44] J. Krause, A. F. T. Winfield, and J. L. Deneubourg, “Interactive robots in experimental biology,” *Trends in Ecology and Evolution*, vol. 26, pp. 369–375, 2011.
- [45] S. Alfarano and M. Milakovic, “Network structure and n-dependence in agent-based herding models,” *Journal of Economic Dynamics and Control*, vol. 33, no. 1, pp. 78–92, 2009.
- [46] A. Kononovicius and J. Ruseckas, “Continuous transition from the extensive to the non-extensive statistics in an agent-based herding model,” *European Physics Journal B*, vol. 87, no. 8, p. 169, 2014.
- [47] C. M. Gell-Mann and C. Tsallis, *Nonextensive Entropy - Interdisciplinary Applications*. New York: Oxford University Press, 2004.
- [48] A. Kononovicius and V. Gontis, “Control of the socio-economic systems using herding interactions,” *Physica A*, vol. 405, pp. 80–84, 2014.
- [49] R. Rak, S. Drozd, J. Kwapien, and P. Oswiecimka, “Stock returns versus trading volume: is the correspondence more general?,” *Acta Physica Polonica B*, vol. 44, pp. 2035–2050, 2013.
- [50] A. Kononovicius and J. Ruseckas, “Nonlinear garch model and 1/f noise,” 2015. to appear in *Physica A*.
- [51] C. Hommes, *Heterogeneous Agent Models in Economics and Finance*, vol. 2, ch. 23, pp. 1109–1186. Elsevier, 2006.
- [52] C. Hommes, “Interacting agents in finance,” tinbergen institute discussion papers, Tinbergen Institute, 2006.
- [53] C. H. Hommes, *Bounded Rationality and Learning in Complex Markets*. Cheltenham: Edward Elgar, 2009.
- [54] R. N. Mantegna and B. Spagnolo, “Noise enhanced stability in an unstable system,” *Physical Review Letters*, vol. 76, no. 4, pp. 563–566, 1996.

- [55] F. Caruso, S. F. Huelga, and M. B. Plenio, “Noise-enhanced classical and quantum capacities in communication networks,” *Physical Review Letters*, vol. 105, no. 19, p. 190501, 2010.
- [56] A. Pluchino, A. Rapisarda, C. Garofalo, S. Spagano, and M. Caserta, “Accidental politicians: How randomly selected legislators can improve parliament efficiency,” *Physica A*, vol. 390, no. 21-22, pp. 3944–3954, 2010.
- [57] J. D. Farmer, P. Patelli, and I. Zovko, “The predictive power of zero intelligence in financial markets,” *PNAS*, vol. 102, no. 6, pp. 2254–2259, 2005.