

Stabilization of *Ab Initio* Molecular Dynamics Simulations at Large Time Steps

Eiji Tsuchida

Nanosystem Research Institute,

National Institute of Advanced Industrial Science and Technology (AIST),

Tsukuba Central 2, Umezono 1-1-1, Tsukuba 305-8568, Japan

The Verlet method is still widely used to integrate the equations of motion in *ab initio* molecular dynamics simulations. We show that the stability limit of the Verlet method may be significantly increased by setting an upper limit on the kinetic energy of each atom with only a small loss in accuracy. The validity of this approach is demonstrated for molten lithium fluoride.

I. INTRODUCTION

Researchers in many fields of science and technology now routinely use *ab initio* molecular dynamics (AIMD) simulations for investigating various properties of complex systems¹. However, the computational cost of AIMD is still a serious obstacle, even on a supercomputer. If, however, the purpose of the simulation is to obtain low-energy conformations through simulated annealing, or to equilibrate the system prior to the production run, the accuracy of time integration is not of primary concern. In this case, the computational cost of AIMD is minimized by using the largest possible time step. When the Verlet method is used to integrate the equations of motion, the maximum size of the time step is given by $h_{\max} = T/\pi$, where T is the period of the fastest oscillation in the system². In practice, however, AIMD simulations often break down at $h \sim h_{\max}/2$ because of the strong anharmonicity of the interatomic forces. In this work, we show that a slight modification of the Verlet method allows us to increase the stability limit of the time step significantly with only a small loss in accuracy.

II. THEORY

The classical Hamiltonian for a system of N atoms is given by

$$H(\mathbf{q}, \mathbf{p}) = \frac{1}{2} \mathbf{p}^T M^{-1} \mathbf{p} + U(\mathbf{q}), \quad (1)$$

where \mathbf{q} and \mathbf{p} are vectors of dimension $3N$, representing atomic positions and momenta, M is the mass matrix, and $U(\mathbf{q})$ is the potential energy. Then, $\mathbf{q}(t)$ and $\mathbf{p}(t)$ satisfy the equations of motion,

$$\frac{d\mathbf{q}}{dt} = \frac{\partial H}{\partial \mathbf{p}} = M^{-1} \mathbf{p} \quad (2)$$

$$\frac{d\mathbf{p}}{dt} = -\frac{\partial H}{\partial \mathbf{q}} = -\frac{\partial U}{\partial \mathbf{q}}. \quad (3)$$

In general, these equations cannot be solved analytically, and thus must be evaluated numerically. When these equations are discretized in time with a time step of h , and neglecting

$O(h^3)$ terms, the (velocity) Verlet method is obtained³:

$$\mathbf{p}_{n+\frac{1}{2}} = \mathbf{p}_n + \frac{h}{2} \mathbf{f}_n \quad (4)$$

$$\mathbf{q}_{n+1} = \mathbf{q}_n + hM^{-1}\mathbf{p}_{n+\frac{1}{2}} \quad (5)$$

$$\mathbf{p}_{n+1} = \mathbf{p}_{n+\frac{1}{2}} + \frac{h}{2} \mathbf{f}_{n+1}, \quad (6)$$

where the force is defined by $\mathbf{f} = -\partial U/\partial \mathbf{q}$, and the subscript denotes the time-step number. This integrator is symplectic, time-reversible, and requires only one force evaluation per step. Therefore, the Verlet method is still widely used for AIMD⁴. It is common practice to use $h < h_{\max}/5$ for production runs, where h_{\max} is the theoretical limit defined in the Introduction. In contrast, much larger time steps are acceptable for equilibration and simulated annealing where only modest accuracy is required. At some point, however, the total energy diverges and time evolution breaks down. In our experience, the breakdown occurs at $h \sim h_{\max}/2$ in the following manner.

- (a): Two atoms approach each other very closely.
- (b): Strong repulsive forces act between them. This effect is more pronounced in AIMD because of the stronger anharmonicity.
- (c): These forces give rise to large atomic velocities.
- (d): Go to (a) if necessary.

When the time step is large, this cycle often continues until two atoms nearly overlap, indicating the breakdown of the simulations. We also note that even a single atom can cause a breakdown if its kinetic energy is sufficiently large.

The basic idea of our approach is to avoid the breakdown by setting an upper limit on the kinetic energy of each atom. To this end, we propose to modify the Verlet method as follows:

$$\mathbf{p}_{n+\frac{1}{2}} = \mathbf{p}_n + \frac{h}{2} \mathbf{f}_n \quad (7)$$

$$\text{Modify } (\mathbf{p}_{n+\frac{1}{2}}) \quad (8)$$

$$\mathbf{q}_{n+1} = \mathbf{q}_n + hM^{-1}\mathbf{p}_{n+\frac{1}{2}} \quad (9)$$

$$\mathbf{p}_{n+1} = \mathbf{p}_{n+\frac{1}{2}} + \frac{h}{2} \mathbf{f}_{n+1}, \quad (10)$$

where the modification of \mathbf{p} at $t = (n + \frac{1}{2})h$, Eq.(8), can be written as

$$\text{for } i = 1, N \tag{11}$$

$$\text{if } (E_{\text{kin}}(i) > E_{\text{cut}}) \text{ then} \tag{12}$$

$$\mathbf{p}(i) = \mathbf{p}(i) \times \gamma_i \tag{13}$$

$$\text{endif} \tag{14}$$

$$\text{end do} \tag{15}$$

in pseudo-code format. Here, γ_i is defined by

$$\gamma_i = \sqrt{\frac{E_{\text{cut}}}{E_{\text{kin}}(i)}} \times \beta \tag{16}$$

with

$$E_{\text{kin}}(i) = \frac{\mathbf{p}(i)^2}{2m_i} \tag{17}$$

$$E_{\text{cut}} = \frac{3}{2}k_{\text{B}}T_0 \times \alpha^2, \tag{18}$$

and T_0 is the target temperature. This procedure requires two dimensionless parameters: α determines the cutoff energy and β corresponds to the kinetic energy after the scaling, i.e.

$$E_{\text{kin}}^{\text{new}}(i) = E_{\text{cut}} \times \beta^2 = \text{const.} \tag{19}$$

holds for all atoms which satisfy Eq.(12). In what follows, this procedure is called *stabilization*. It is also possible to apply the stabilization to thermostatted systems without serious difficulties. Moreover, the computational cost is negligible.

On the other hand, the current implementation ignores the conservation of the total energy and momentum. When a thermostat is applied, this is not a serious problem as long as only a small fraction of the atoms satisfy Eq.(12) at each time step. If, however, the drift of the total energy is significant, it may be necessary to include dissipative forces to compensate for the drift⁵⁻⁸.

III. RESULTS

Here we study the effect of stabilization on the performance of AIMD simulations for a high-temperature molten salt. Molten lithium fluoride was modeled by 72 LiF pairs in a

cubic supercell of length 12.06 Å. Atomic forces were calculated within the density functional theory⁹⁻¹¹, and norm-conserving pseudopotentials were used^{12,13}. The electronic orbitals were expanded by the finite-element basis functions^{14,15} with an average cutoff energy of 78 Ryd, while the resolution was enhanced by more than a factor of two near the atoms¹⁶. Only the Γ -point was used to sample the Brillouin zone. The electronic states were quenched to the ground state at each time step with the limited-memory BFGS method¹⁷⁻¹⁹. The equations of motion were integrated using the Verlet method with and without the stabilization. After equilibration, production runs of 240 ps were carried out using $h = 4-11$ fs. The temperature was controlled by the Berendsen thermostat with a relaxation time of τ . In Table I, we show the simulation details for all runs. We used the same initial conditions ($\mathbf{q}_0, \mathbf{p}_0$) and experimental masses for all atoms in these runs. We note in passing that the period of the fastest oscillation in this system is not a well-defined quantity. However, $h = 0.5$ fs²⁰, 1.5 fs²¹, and 4 fs²² were used in previous studies of this system.

The Verlet method was found to be stable up to $h = 6$ fs without stabilization, while a divergence of the total energy was observed at $h = 7$ fs after running for 203 ps. When the stabilization was performed, the simulation was valid even for $h = 11$ fs. We note, however, that the values of α , β , and τ had to be reduced for larger h to stabilize the simulations. We show the effect of stabilization for $h = 8$ fs in Fig.1. Distributions of the kinetic energy before and after the stabilization are compared in Fig.2. The original distribution decays very slowly with energy, and is extended up to 4.4 Ryd. This *long tail* is responsible for the breakdown of the simulations. After the stabilization, the distribution is truncated at E_{cut} . In Fig.3, we compare the radial distribution functions ($g(\text{Li-Li})$, $g(\text{Li-F})$, and $g(\text{F-F})$) obtained from the simulations. The first peak of $g(\text{Li-F})$ shows some broadening for $h = 10$ and 11 fs. However, all runs give similar results at larger distances. Moreover, $g(\text{Li-Li})$ and $g(\text{F-F})$ RDFs remain essentially the same for all runs up to $h = 11$ fs. The self-diffusion coefficients given in Table I show some scatter, but no clear dependence on the simulation conditions²³. These results are in reasonable agreement with the experimental values ($8.9 \times 10^{-5} \text{cm}^2/\text{s}$ for Li and $7.2 \times 10^{-5} \text{cm}^2/\text{s}$ for F) measured at 1123 K²⁰.

IV. CONCLUSION

We have shown that the stability limit of the Verlet method can be increased by $\sim 50\%$ for molten LiF without significant loss in accuracy if the kinetic energy of each atom is carefully controlled. Preliminary AIMD simulations of liquid water are also showing promising results. The stabilization method presented in this paper would be particularly useful when only modest accuracy is required within the framework of AIMD, e.g., for equilibration and global optimization. This algorithm may also be used in conjunction with other methods to accelerate the simulations even further, such as the Langevin dynamics⁵⁻⁸, linear scaling method²⁴⁻²⁶ and mass scaling method²⁷.

ACKNOWLEDGMENTS

This work has been supported by the Strategic Programs for Innovative Research (SPIRE) and a KAKENHI grant (22104001) from the Ministry of Education, Culture, Sports, Science & Technology (MEXT), and the Computational Materials Science Initiative (CMSI), Japan.

REFERENCES

- ¹D. Marx and J. Hutter, *Ab Initio Molecular Dynamics: Basic Theory and Advanced Methods* (Cambridge University Press, Cambridge, 2009).
- ²T. Schlick, E. Barth, and M. Mandziuk, *Annu. Rev. Biophys. Biomol. Struct.* **26** (1997) 181.
- ³M. E. Tuckerman, *Statistical Mechanics: Theory and Molecular Simulation* (Oxford University Press, Oxford, 2010).
- ⁴In this work, we focus on the Born-Oppenheimer dynamics using tight convergence criteria.
- ⁵F. R. Krajewski and M. Parrinello, *Phys. Rev. B* **73** (2006) 041105(R).
- ⁶T. D. Kühne, M. Krack, F. R. Mohamed, and M. Parrinello, *Phys. Rev. Lett.* **98** (2007) 066401.
- ⁷A. M. N. Niklasson, P. Steneteg, A. Odell, N. Bock, M. Challacombe, C. J. Tymczak, E. Holmström, G. Zheng, and V. Weber, *J. Chem. Phys.* **130** (2009) 214109.
- ⁸J. Dai and J. Yuan, *Europhys. Lett.* **88** (2009) 20001.
- ⁹P. Hohenberg and W. Kohn, *Phys. Rev.* **136** (1964) B864.

- ¹⁰W. Kohn and L. J. Sham, Phys. Rev. **140** (1965) A1133.
- ¹¹J. P. Perdew, K. Burke, and M. Ernzerhof, Phys. Rev. Lett. **77** (1996) 3865.
- ¹²S. Goedecker, M. Teter, and J. Hutter, Phys. Rev. B **54** (1996) 1703.
- ¹³C. Hartwigsen, S. Goedecker, and J. Hutter, Phys. Rev. B **58** (1998) 3641.
- ¹⁴E. Tsuchida and M. Tsukada, Phys. Rev. B **54** (1996) 7602.
- ¹⁵E. Tsuchida and M. Tsukada, J. Phys. Soc. Jpn. **67** (1998) 3844.
- ¹⁶F. Gygi, Phys. Rev. B **51** (1995) 11190.
- ¹⁷D. C. Liu and J. Nocedal, Math. Prog. **45** (1989) 503.
- ¹⁸E. Tsuchida, J. Phys. Soc. Jpn. **71** (2002) 197.
- ¹⁹E. Tsuchida and Y-K. Choe, Comput. Phys. Commun. **183** (2012) 980.
- ²⁰V. Sarou-Kanian, A-L. Rollet, M. Salanne, C. Simon, C. Bessada, and P. A. Madden, Phys. Chem. Chem. Phys. **11** (2009) 11501.
- ²¹T. Bryk and I. Mryglod, Int. J. Quant. Chem. **110** (2010) 38.
- ²²G. Ciccotti, G. Jacucci, and I. R. McDonald, Phys. Rev. A **13** (1976) 426.
- ²³When the stabilization is performed according to Sec.II, the conservation of total momentum is not strictly valid. Therefore, the motion of the center of mass was explicitly taken into account when calculating the self-diffusion coefficients.
- ²⁴E. Tsuchida, J. Phys. Soc. Jpn. **76** (2007) 034708.
- ²⁵T. Ozaki, Phys. Rev. B **74** (2006) 245101.
- ²⁶D. R. Bowler and T. Miyazaki, Rep. Prog. Phys. **75** (2012) 036503.
- ²⁷E. Tsuchida, J. Chem. Phys. **134** (2011) 044112.

TABLE I. Details of AIMD simulations for molten LiF. Simulation lengths shorter than 240 ps indicate failed runs. MOD represents the probability that each atom satisfies Eq.(12) at each time step.

h (fs)	Length (ps)	Stabilization	τ (ps)	α	β	MOD (%)	$D_{\text{self}}(\text{Li})$ (10^{-5} cm ² /s)	$D_{\text{self}}(\text{F})$ (10^{-5} cm ² /s)	Temperature (K)
4	240	No	0.4	-	-	-	11.4	7.2	1248.3
6	240	No	0.4	-	-	-	13.8	9.7	1256.0
7	(203)	No	0.4	-	-	-	15.9	9.1	1298.9
8	(2)	No	0.4	-	-	-	-	-	-
8	240	Yes	0.4	2.3	0.9	0.2	12.6	8.5	1255.6
9	240	Yes	0.133	2.2	0.8	0.5	11.8	8.3	1246.3
10	240	Yes	0.133	2.1	0.8	1.4	12.9	7.7	1270.2
11	240	Yes	0.133	2.0	0.8	3.2	11.0	7.0	1279.7

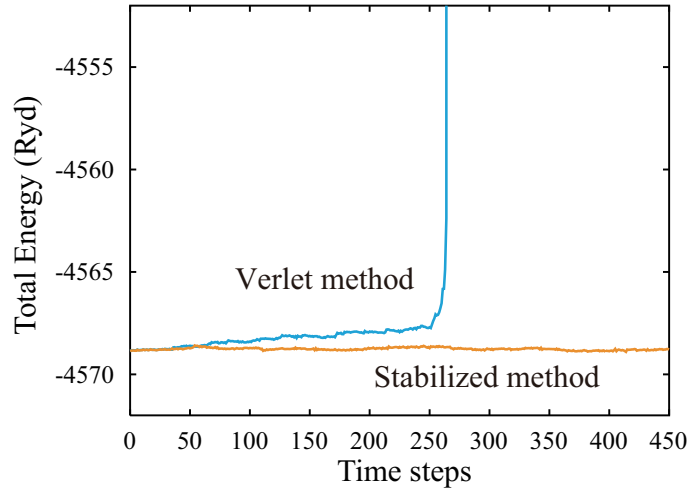


FIG. 1. Time evolution of the total energy for $h = 8$ fs with and without the stabilization.

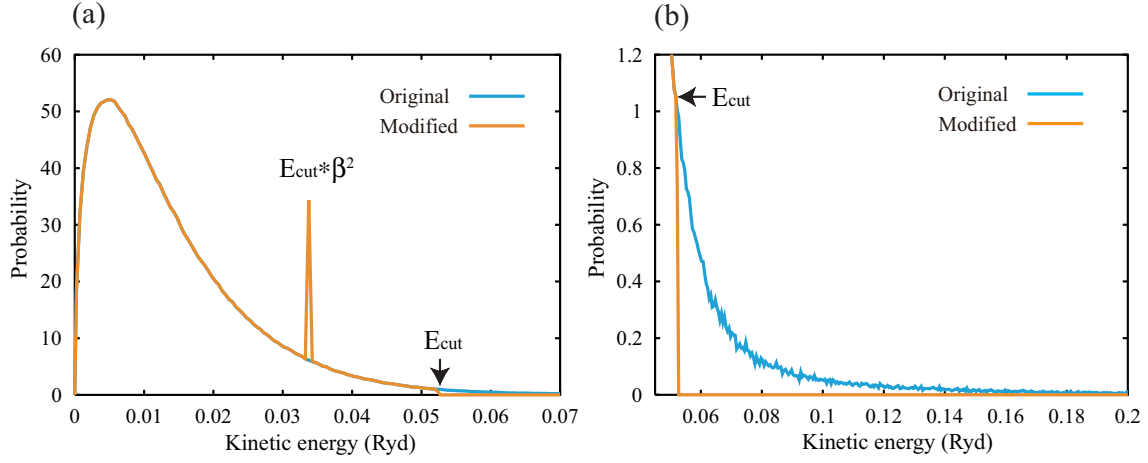


FIG. 2. Distributions of the kinetic energy of each atom at $t = (n + \frac{1}{2})h$ for $h = 10$ fs.

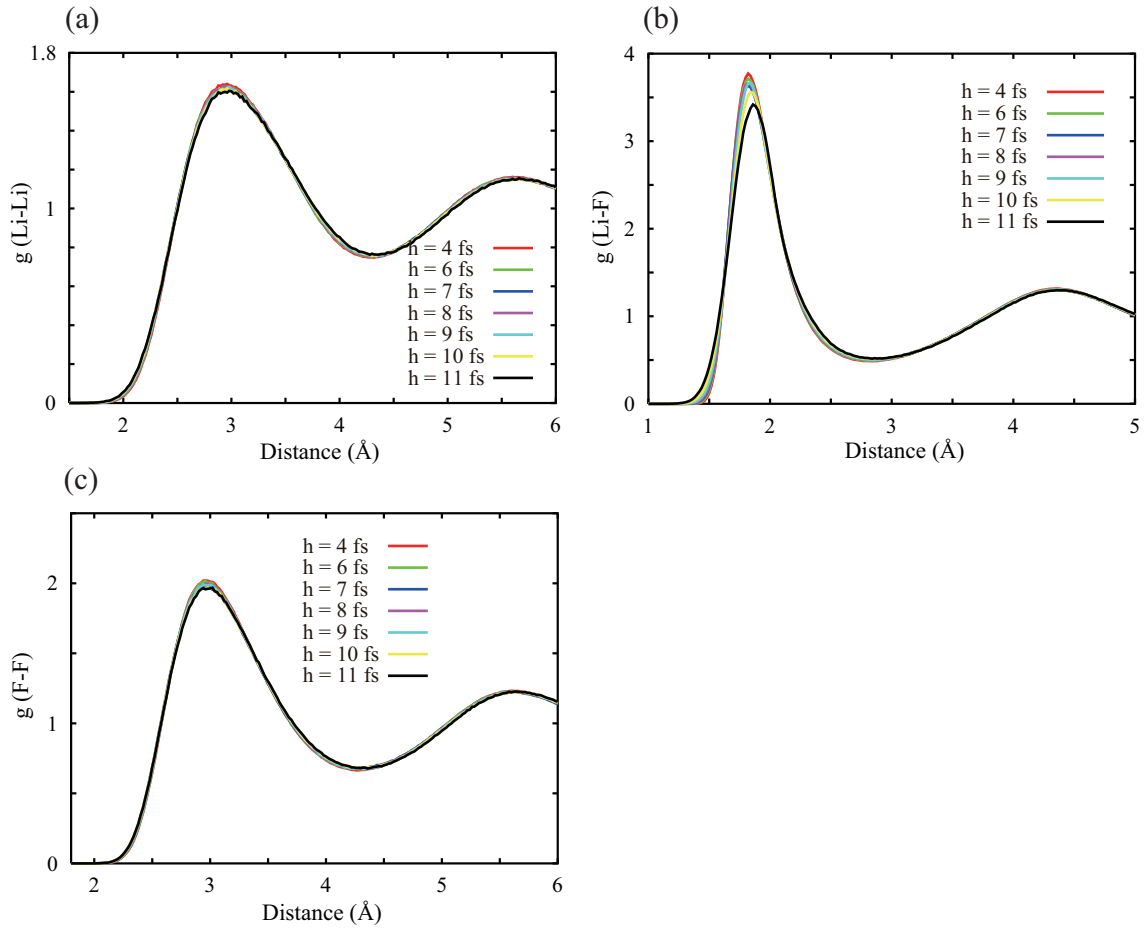


FIG. 3. Radial distribution functions for molten lithium fluoride: (a) $g(\text{Li-Li})$, (b) $g(\text{Li-F})$, and (c) $g(\text{F-F})$.