

T Violation and CPT Tests in Neutral-Meson Systems

K. R. Schubert

Institut für Kern- und Teilchenphysik, Technische Universität Dresden, Germany
and

Institut für Kernphysik, Johannes Gutenberg-Universität Mainz, Germany

published in *Progress in Particle and Nuclear Physics*, December 29, 2014

November 23, 2018

Abstract

The review covers transitions $M^0 \leftrightarrow \bar{M}^0$ in all neutral-meson systems that can show these weak-interaction transitions, $M^0 = K^0, D^0, B^0$ and B_s . The four systems are ideal laboratories for studying the discrete symmetries T and CPT. The properties of time reversal T are discussed in classical and quantum mechanics. T violation in $K^0\bar{K}^0$ transitions has been observed 1970 independent of assuming CPT symmetry by using the Bell-Steinberger unitarity relation. Improvements of this observation are reviewed including the latest results from 2013. They show with high significance that CP violation in $K^0\bar{K}^0$ transitions is only T violation without any CPT violation. Transitions in the other three systems do not show CP violation so far and, therefore, neither T nor CPT violation. The large observed CP violation in $B^0 \rightarrow J/\psi K^0$ decays is presented to be compatible with only T and no CPT violation, the same for the significant but very small CP violation in decays $K^0 \rightarrow \pi\pi$, $I = 2$.

Contents

1	Introduction	2
2	Prehistory	3
3	The Symmetries T and CPT	5
3.1	Time Reversal in Classical Mechanics	6
3.2	Time Reversal in Quantum Mechanics	7
3.3	Examples for Motion Reversal in Particle Physics	9
3.3.1	Nuclear Reactions	9
3.3.2	Neutrino Oscillations	10
3.3.3	Formation and Decay of the J/ψ Meson	10
3.4	T-Symmetry in Decays	10
3.5	Final State Interactions	12
3.6	CPT Symmetry	12

4	Description of $K^0\bar{K}^0$ Transitions	14
4.1	Quasistable Particles and their Unitarity Relation	14
4.2	$K^0\bar{K}^0$ Transitions	15
4.3	The CPT-symmetric and CP-symmetric Limits	17
4.4	Two more Sets of Unitarity Relations	17
5	Determination of $K^0\bar{K}^0$ Transition Parameters	19
5.1	The Parameters Γ , $\Delta\Gamma$, m and Δm	19
5.2	Regeneration	19
5.3	Two-pion Decays, the Dominant Contribution to Unitarity	21
5.4	The First Measurement of ϕ_{00}	22
5.5	The First Bell-Steinberger Analysis	23
5.6	Bell-Steinberger Updates and Present Precision Results	24
5.6.1	Cronin 1980	24
5.6.2	Moscow-Padova 1983	24
5.6.3	CPLEAR 1999	25
5.6.4	KLOE 2006	26
5.6.5	Particle Data Group 2013	27
5.7	The First Determination of $\text{Re } \delta$	28
6	$K_{\pi\pi}$ and $K_{\pi\ell\nu}$ Decay Parameters	28
6.1	Decays into $\pi\pi$	28
6.2	Decays into $\pi\ell\nu$	31
6.3	Muon Polarisation in $\pi\mu\nu$ Decays	33
7	$D^0\bar{D}^0$, $B^0\bar{B}^0$ and $B_s\bar{B}_s$ Transitions	33
7.1	The D^0 System	35
7.2	The B^0 System	35
7.3	The B_s System	37
8	B^0 Decays and their Symmetry Properties	38
8.1	Time Dependence of B^0 and \bar{B}^0 Decays into a Common Final State	38
8.2	The CP Eigenstates $J/\psi K_S^0$ and $J/\psi K_L^0$	39
8.3	More than one Final-State-Interaction Phase	42
8.4	Motion-Reversal Violation in Decays $B \rightarrow J/\psi K_{S,L}^0$	44
9	Outlook and Conclusions	45

1 Introduction

Symmetries have always played an important role in the formulation of basic-physics laws. The theorem of E. Noether [1] relates the symmetry under time transformations $t \rightarrow t + t_0$ to energy conservation, under space transformations $\vec{x} \rightarrow \vec{x} + \vec{x}_0$ to momentum conservation, and rotations $\vec{x} \rightarrow \mathbf{R}\vec{x}$ to the conservation of angular momentum. In relativistic mechanics and electrodynamics, these transformations and their symmetries are combined into Poincaré or Lorentz transformations, including time reversal T ($t \rightarrow -t$) and the parity transformation P ($\vec{x} \rightarrow -\vec{x}$).

The description of elementary-particle dynamics by quantum mechanics and quantum field theory with three interactions obeys Poincaré and Lorentz symmetry as well, and in addition the symmetry C under the exchange of particles and antiparticles. Around 1956 experiments showed that two interactions are fully symmetric and that the weak interaction is only symmetric under Poincaré transformations excluding P and C. These two symmetries are maximally broken, up to 1964 in such a way that CP and T were assumed to be perfect symmetries. Since C, P and CP are described by unitary transformations, strong and electromagnetic interactions conserve the quantum numbers C, P and CP, whereas the weak interaction conserves only the quantum number CP and neither C nor P. The transformations T and CPT are antiunitary; therefore, there exist no conserved quantum numbers for them in any of the three interactions. All three interactions could be assumed to be symmetric under the transformations T and CPT.

In 1964 decays of neutral K mesons into two charged π mesons at very late lifetimes indicated that CP symmetry is broken in either the weak or in a new interaction. Since $CP = CPT \times T$, the symmetries T or CPT or both had also to be broken. Around 1968 it became clear that CP symmetry is dominantly broken in $K^0\bar{K}^0$ transitions and unmeasurably small in the decay amplitudes. Measurements of all four CP-violating parameters in $K^0 \rightarrow \pi\pi$ decays and measured limits on CP violation in all other K^0 decays allowed in 1970 to conclude that only T symmetry is significantly violated in $K^0\bar{K}^0$ transitions and that CPT symmetry therein is valid within errors.

The review describes the phenomenology of $K^0\bar{K}^0$ transitions (Section 4) and all essential experimental results (Section 5) up to mid 2014. T violation and validity of CPT have been established with steadily increasing precision between 1970 and 2013. T violation and CPT validity are also reviewed for $K^0 \rightarrow \pi\pi$ decay amplitudes, as well as searches for T violation in $K^0 \rightarrow \pi\ell\nu$ amplitudes and in transverse muon polarisation in $K \rightarrow \pi\mu\nu$ decays (Section 6).

The discoveries of transitions between B^0 and \bar{B}^0 in 1987, between D^0 and \bar{D}^0 in 2007, as well as detailed results on $B_s\bar{B}_s$ transitions since 2006 led to intense searches for CP, T and CPT violation in also these three neutral-meson systems. Apart from unconfirmed 3σ indications, there exist only upper limits; all results up to mid 2014 are reported here in section 7.

T violation and the search for CPT violation in B^0 decays are discussed in detail in Section 8.

Throughout this review, we use the sign convention $pM^0 - q\bar{M}^0$ for the heavier mass eigenstate of the M^0 system ($M = K, D, B, B_s$) and $pM^0 + q\bar{M}^0$ for the lighter mass eigenstate. The quantity $(|p/q| - 1)/2$ is called $\text{Re } \epsilon$, even if it should be $\text{Re } \epsilon/(1 + |\epsilon|^2)$, i. e. both $\text{Re } \epsilon$ and the unobservable $\text{Im } \epsilon$ are approximated to be $\ll 1$. Two further conventions used are $\hbar = c = 1$.

2 Prehistory

The first identified meson was a positive Kaon with a mass of (500 ± 60) MeV, found in 1944 by L. Leprince-Ringuet and M. Lh eritier [2] in cosmic-ray observations using a triggered cloud chamber, three years before the discovery of the charged π meson [3]. The first observation of a neutral Kaon was reported by G. D. Rochester and C. C. Butler [4], again using cosmic-ray events in a cloud chamber. With the advance of experiments at proton accelerators after 1950, a puzzle appeared when comparing π^+ , π^0 , π^- with masses around 140 MeV, and K^+ , K^0 , K^- with masses around 500 MeV. The heavier mesons were called θ when decaying into two and τ when decaying into three pions. All these mesons were produced with comparably large rates in proton-proton collisions, and with the exception of the π^0 they decayed with comparably long lifetimes. Since the lightest charged meson cannot decay by strong interactions, its lifetime was understood to be similar to that of the muon owing to weak interactions. Puzzling was the observation that the K mesons also decayed with long weak-interaction lifetimes in

spite of their abundant production by strong interactions; strong-interaction decays with very short lifetimes into two or three pions are not forbidden by conservation of energy and momentum.

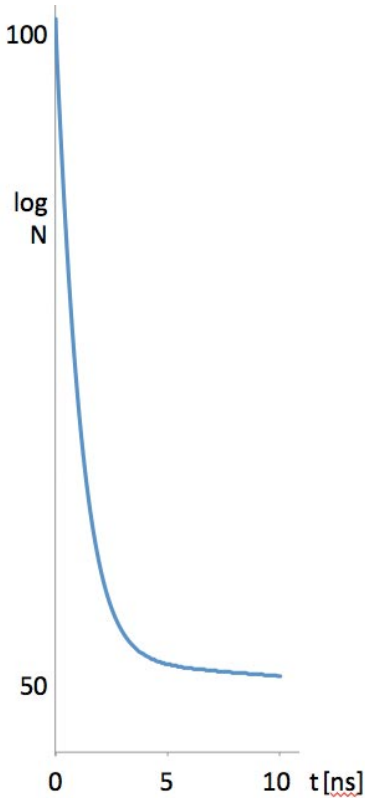


Figure 1: The non-exponential decay law of neutral Kaons, $N(t) = N(0) \times (e^{-\Gamma_1 t} + e^{-\Gamma_2 t})/2$.

The solutions of the puzzle were found around 1953 by A. Pais, M. Gell-Mann and K. Nishijima by introducing the concept of “associated production” [5], e. g. $pp \rightarrow ppK^+K^-$, and of the quantum number “strangeness” [6, 7], e. g. $S(K^+) = +1, S(K^-) = -1$, which is conserved in strong and violated in weak interactions.

An important step in 1953 was the discovery that θ^+ and τ^+ are identical, also θ^0 and τ^0 , thanks to the invention of the Dalitz plot [8] demonstrating that the three-pion state in τ^+ decays had spin $J = 0$. Parity conservation led to $J^P = 0^-$ for the τ^+ and $J^P = 0^+$ for the θ^+ , but the τ and θ masses were equal and also their lifetimes. The increasing number of observed τ and θ decays led T. D. Lee and C. N. Yang [9] to the hypothesis in 1956 that parity symmetry is broken in weak interactions. This was quickly confirmed by two experiments at Columbia University on 15 January 1957, that of L. M. Lederman’s group [10] in the decay chain $\pi^+ \rightarrow \mu^+\nu \rightarrow (e^+\nu\bar{\nu})\nu$ and that of C. S. Wu et al [11] in β decays of polarized ^{60}Co nuclei.

Neutral Kaons have a second very strange property, a non-exponential decay law, predicted in 1955 by M. Gell-Mann and A. Pais [12]. Starting from the dominant decay $K^0 \rightarrow \pi^+\pi^-$ and its known rate Γ_1 , they argued that C symmetry (charge conjugation) requires the existence of the \bar{K}^0 meson and the decay $\bar{K}^0 \rightarrow \pi^+\pi^-$ with the same rate Γ_1 . Transitions $K^0 \leftrightarrow \pi\pi \leftrightarrow \bar{K}^0$ with virtual $\pi\pi$ pairs should then occur with a transition rate comparable to Γ_1 , and all linear superpositions

$$\Psi = \psi_1 K^0 + \psi_2 \bar{K}^0 \quad (1)$$

are possible states. One of these states,

$$K_1^0 = (K^0 + \bar{K}^0)/\sqrt{2} \quad (2)$$

decays into two pions with rate Γ_1 . The orthogonal state,

$$K_2^0 = (K^0 - \bar{K}^0)/\sqrt{2} \quad (3)$$

is not allowed to decay into two pions because of C conservation, but it can decay into other modes like 3π , $\pi e\nu$ or $\pi\mu\nu$ with a much smaller total rate Γ_2 . Neutral Kaons produced in the state K^0 , e. g. in the reaction $np \rightarrow ppK^0K^-$, have a non-exponential decay law, decaying dominantly into $\pi\pi$ at early times with a rate Γ_1 and later into the other modes with $\Gamma_2 \ll \Gamma_1$. With today’s values [13] of Γ_1 and Γ_2 , their decay law is shown in Fig. 1.

This remarkably early prediction turned out to be true in spite of the fact that together with P symmetry also C symmetry is broken in weak interactions. Soon after establishing that P is maximally violated, L. Landau [14] found that C symmetry is maximally violated as well and that the combined symmetry CP is unbroken in weak interactions. For the two neutral Kaon states, which are both P

eigenstates with $P = -1$, CP symmetry implies C symmetry, and the arguments of Gell-Mann and Pais remain unchanged.

In 1956 the group of L. M. Lederman [15] observed 20 K^0 decays into charged final states incompatible with $\pi^+\pi^-$, living much longer and indicating K_2^0 states with $\Gamma_2/\Gamma_1 < 0.10$. In 1958 M. Baldo-Ceolin et al. [16] reported a nuclear-emulsion experiment in a K^+ beam, where K^0 mesons with $S = +1$ from a charge-exchange reaction such as $K^+n \rightarrow K^0p$ produced Λ hyperons with $S = -1$ in a reaction such as $\bar{K}^0p \rightarrow \Lambda\pi^+$. This was one of the first clear demonstrations of the transition $K^0 \rightarrow \bar{K}^0$. In 1961 R. H. Good et al. [17] further investigated this transition by passing a neutral Kaon beam far from its production target through a metal plate and observing the time dependence of $K \rightarrow \pi^+\pi^-$ decays closely behind the plate. Owing to the two-state nature of neutral Kaons, the time-dependent transitions $K^0 \leftrightarrow \bar{K}^0$ cannot be described by a single “transition rate”. There are two coherent contributions, the mass and width differences $\Delta m = m(K_2^0) - m(K_1^0)$ and $\Delta\Gamma = \Gamma_2 - \Gamma_1$, as described in detail in Section 4. In addition to $|\Delta\Gamma| \approx 0.9 \times \Gamma_1$ from Ref. [15], the metal-plate “regeneration” experiment [17] determined $|\Delta m| = (0.8 \pm 0.2) \times \Gamma_1$, so both contributions to the transition rate are indeed of order Γ_1 as predicted by Gell-Mann and Pais [12].

Regeneration will be discussed in Section 5.2. Studying these transitions $K_2^0 \rightarrow K_1^0$ in matter, the group of R. Adair [18] found an effect in 1963 which they called “anomalous regeneration”. At the limit of significance, a larger rate of $\pi^+\pi^-$ decays was observed in a beam of neutral Kaons behind a liquid-hydrogen regenerator than that expected from the estimated regeneration rate. The more precise and famous experiment of J. H. Christenson, J. W. Cronin, V. L. Fitch and R. Turlay [19] discovered one year later with high significance that this larger rate occurs also in a near-to-vacuum material, gaseous helium. The influence of regeneration was negligible; long-living Kaons in the assumed CP eigenstate K_2^0 with $CP = -1$ decayed into the final state $\pi^+\pi^-$ with $CP = +1$. This evident non-conservation of CP symmetry could still have two origins: the decay dynamics of $K_2^0 \rightarrow \pi\pi$ or the transition dynamics of $K^0 \leftrightarrow \bar{K}^0$ generating a long-living state which is not a CP eigenstate. In 1967 the experiment of J. Steinberger’s group [20] gave the answer that the second origin is dominating, by observing that the decay rate of the long-living state into $\pi^-e^+\nu$ is larger than that into $\pi^+e^-\bar{\nu}$.

The first observed meson was a K^+ in 1944, its neutral partner and the charged pion were discovered in 1947, $K^0\bar{K}^0$ transitions were predicted in 1955 and observed since 1956, the study of $K^+ \rightarrow \pi^+\pi^+\pi^-$ decays in 1954 led to the discovery of P violation, and the 1964 observation of long-living neutral Kaons decaying into $\pi^+\pi^-$ was the discovery of CP violation. In the following years, we had the obligation to find out experimentally if CPT symmetry is also broken, more specific: what are the contributions of T and of CPT violation to the observed CP violation in $K^0\bar{K}^0$ transitions?

3 The Symmetries T and CPT

The concept of time reversal in the basic laws of Nature is different from that of the “arrow of time”, both in classical and in quantum physics. The omnipresent arrow of time is a consequence of causality and of entropy increase in closed systems. We only get older and never get younger, and we can never influence an event in the past. However, a basic law can be either time-reversal (T) symmetric or T violating, even if obeying causality and increasing entropy in both cases. The dynamics of weak interactions can be T symmetric or T violating, but in both cases an ensemble of unstable particles shows the arrow of time by becoming a different ensemble composed of surviving particles and various decay states.

3.1 Time Reversal in Classical Mechanics

The discussion can be kept on the level of equations of motion. In cases where the equation

$$m \ddot{\vec{r}} = \vec{F} \quad (4)$$

for the motion of a point-particle with mass m and coordinate \vec{r} contains a time-independent force \vec{F} , the equation is invariant under the time-reversal transformation T,

$$t \rightarrow -t . \quad (5)$$

The transformation here leads to time-reversal symmetry, called T symmetry in the following. As a consequence, we observe "motion-reversal" symmetry, the symmetry between two motions, as illustrated in the following example. Fig. 2 shows the orbit of the motion of a ball on the surface of the earth,

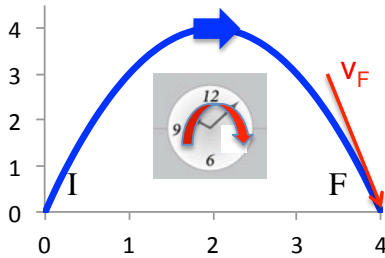


Figure 2: Video recording of a motion with velocity \vec{v}_F in the endpoint F together with a clock showing the running time.

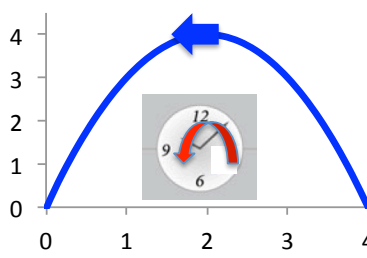


Figure 3: Playback of the recorded video in the reversed time-direction.

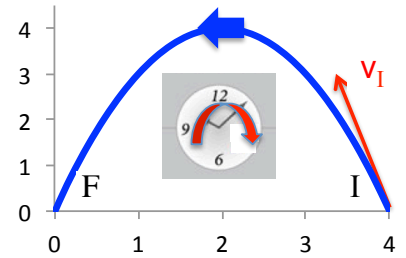


Figure 4: The time-reversed motion with velocity $\vec{v}_I = -\vec{v}_F$ in the new start point I together with a clock showing the forward-running time.

in very good approximation if velocity and distance are small. This motion can be recorded together with a clock showing the time for the motion from the start to the end point. A video recorder allows to replay the recorded movie in the backward direction, as shown in Fig. 3. Even if the motion of the ball looks familiar to the viewer, the clock tells him that this process does not take place in his world. The replayed movie shows an unobservable process; time does never run backwards. It is, however, possible to observe the reversed motion in the real world: we have to start it at the end point of the original motion with a velocity vector equal to the opposite of the final velocity of the original motion, as shown in Fig. 4. This observable motion with forward-running time is called "reversed motion". The operation with starting at the end point and reversing the velocity is called "motion reversal", and the comparison of Figs. 4 and 2 shows "motion-reversal symmetry".

Motion-reversal symmetry is a consequence of T symmetry in the equation of motion, here

$$m \ddot{\vec{r}} = m \vec{g} . \quad (6)$$

Motion-reversal symmetry violation, i. e. different orbits for the reversed and the original motion, proves T violation of the underlying dynamics. This symmetry violation with balls of higher velocity in air is observed since long time, a 16th century example is shown in Fig. 5. Motion reversal leads to a very different orbit here; we understand the reason since the approximate equation of motion,

$$m \ddot{\vec{r}} = m \vec{g} - \eta \dot{\vec{r}} , \quad (7)$$




Figure 5: P. Puchner, Dresden 1577 [21], Gun-ball orbits according to a theory of N. Tartaglia [22].

is not invariant under the T operation in Eq. 5. The example shows that we have two ways to prove T violation: either the “direct” observation of motion-reversal violation, here moving the gun to the target position and firing in the opposite direction, or the “indirect” measurement of the parameter η in Eq. 7 finding that it is different from zero.

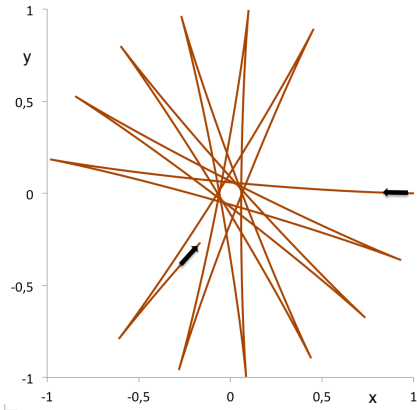


Figure 6: Orbit of a pendulum on a turntable with arbitrary $\vec{\Omega}$.

Another example for motion-reversal symmetry violation, without dissipation, is the Foucault pendulum. With $x, y \ll \ell$, where ℓ is the suspension length, its equation of motion in the frame of the rotating earth with $\vec{\Omega} = 2\pi\vec{e}_z/24 h$ is

$$m \ddot{\vec{r}} = -m \frac{g}{\ell} \vec{r} + 2 m \dot{\vec{r}} \times \vec{\Omega} . \quad (8)$$

This equation is not invariant under $t \rightarrow -t$, leading to rosette-like orbits like those in Fig. 6. In all parts of the orbit we observe deflections to the right side. At every turning point the pendulum starts again to be deflected to the right side instead of returning on the motion-reversed path. The basic laws of classical mechanics are T symmetric; motion reversal symmetry would be restored if we would not only reverse the motion of the Foucault pendulum but also the rotation of the earth.

3.2 Time Reversal in Quantum Mechanics

Time reversal in the laws of quantum mechanics was first discussed 1932 by E. Wigner [23]. Detailed discussions are presented in the textbooks of Sachs [24] and Branco Lavoura Silva [25], summarized here in a few lines only. In the Schrödinger representation, the state vector $|\psi\rangle$ of a quantum system

develops in time according to

$$i \frac{\partial |\psi(t)\rangle}{\partial t} = \mathcal{H} |\psi(t)\rangle , \quad (9)$$

and observables of the system are described by hermitean operators Q with the expectation values

$$\langle Q \rangle = \langle \psi | Q | \psi \rangle . \quad (10)$$

The T transformation $t \rightarrow t' = -t$ transforms state vectors and observables using the T operator

$$|\psi'(t')\rangle = T |\psi(t)\rangle , \quad Q' = T Q T^{-1} . \quad (11)$$

Under the T transformation, the space and momentum observables \vec{x} and \vec{p} have the properties $\vec{x}' = \vec{x}$ and $\vec{p}' = -\vec{p}$. Consequently, the quantum-mechanical commutation relations $[p_i, x_j] = -i \delta_{ij}$ require

$$T i T^{-1} = -i . \quad (12)$$

Since $|\psi\rangle$ and $|\psi'\rangle$ are in general states of the same system, the operator T must have the property

$$T = U K , \quad K z K^{-1} = z^* , \quad T |\psi\rangle = U |\psi^*\rangle , \quad (13)$$

where z is any complex number, U is unitary, $U U^\dagger = \mathbf{1}$, and K is the operator for complex conjugation, $K^2 = \mathbf{1}$, $K^{-1} = K$, $T^{-1} = K U^\dagger$. The operator T is antilinear,

$$T(c_1 |\psi_1\rangle + c_2 |\psi_2\rangle) = U(c_1^* |\psi_1^*\rangle + c_2^* |\psi_2^*\rangle) , \quad (14)$$

and “antiunitary”. Antiunitarity means that the operator $T^\dagger = K^\dagger U^\dagger$ is different from T^{-1} . The operator K^\dagger must be understood to complex-conjugate all numbers to its left side, i. e.

$$\langle T \psi_2 | T \psi_1 \rangle = \langle \psi_2 | T^\dagger T | \psi_1 \rangle = \langle \psi_2 | K^\dagger U^\dagger U K | \psi_1 \rangle = \langle \psi_2^* | \psi_1^* \rangle = \langle \psi_1 | \psi_2 \rangle . \quad (15)$$

With an arbitrary operator \mathcal{O} , the time-reversed matrix element of $\langle \psi_2 | \mathcal{O} | \psi_1 \rangle$ is given by

$$\begin{aligned} \langle T \psi_2 | T \mathcal{O} T^{-1} | T \psi_1 \rangle &= \langle \psi_2 | K^\dagger U^\dagger U K \mathcal{O} K U^\dagger U K | \psi_1 \rangle \\ &= \langle \psi_2^* | \mathcal{O}^* | \psi_1^* \rangle = \langle \psi_2 | \mathcal{O} | \psi_1 \rangle^* = \langle \psi_1 | \mathcal{O}^\dagger | \psi_2 \rangle . \end{aligned} \quad (16)$$

Invariance of Eq. 9 under a unitary transformation U , i. e. $U \mathcal{H} U^{-1} = \mathcal{H}$, leads to a conservation law, an example is CP conservation. The same invariance under T or any other antiunitary transformation like CPT does not lead to a conservation law. These symmetries do not lead to a conserved quantum number. There can be T or CPT symmetry, but never T or CPT conservation. Violation of T symmetry can be called T violation, the same for CPT.

The asymptotic solutions of Eq. 9, $\psi(t_2) = e^{-i\mathcal{H}(t_2-t_1)} \psi(t_1)$, are given by the operator S ,

$$S = \lim_{t_1 \rightarrow \infty} \lim_{t_2 \rightarrow \infty} e^{-i\mathcal{H}(t_2-t_1)} , \quad (17)$$

which is unitary, $S S^\dagger = \mathbf{1}$. With $T \mathcal{H} T^{-1} = \mathcal{H}$, i. e. energy conservation under time reversal, the S operator transforms like

$$T S T^{-1} = S^\dagger . \quad (18)$$

It is usually separated into two parts,

$$S = \mathbf{1} + i D , \quad (19)$$

where D describes transitions and decays from $|\psi_1(t_1)\rangle$ into different states $|\psi_2(t_2)\rangle$; it transforms like

$$TDT^{-1} = D^\dagger . \quad (20)$$

States containing particles with momenta \vec{p}_i and spins \vec{s}_i transform like

$$T |\vec{p}_i, \vec{s}_i\rangle = UK |\vec{p}_i, \vec{s}_i\rangle = e^{i\phi} |-\vec{p}_i, -\vec{s}_i\rangle , \quad (21)$$

with an arbitrary phase ϕ . Since $TST^{-1} = S^\dagger$, the S-matrix elements $\langle \vec{p}_f, \vec{s}_f | S | \vec{p}_i, \vec{s}_i \rangle$ transform like

$$\begin{aligned} T(\langle \vec{p}_f, \vec{s}_f | S | \vec{p}_i, \vec{s}_i \rangle) &= e^{i\Delta\phi} \langle -\vec{p}_f, -\vec{s}_f | S^\dagger | -\vec{p}_i, -\vec{s}_i \rangle \\ &= e^{i\Delta\phi} \langle -\vec{p}_i, -\vec{s}_i | S | -\vec{p}_f, -\vec{s}_f \rangle^* \\ |T(\langle \vec{p}_f, \vec{s}_f | S | \vec{p}_i, \vec{s}_i \rangle)| &= |\langle -\vec{p}_i, -\vec{s}_i | S | -\vec{p}_f, -\vec{s}_f \rangle| , \end{aligned} \quad (22)$$

and T invariance means

$$|\langle \vec{p}_f, \vec{s}_f | S | \vec{p}_i, \vec{s}_i \rangle| = |\langle -\vec{p}_i, -\vec{s}_i | S | -\vec{p}_f, -\vec{s}_f \rangle| , \quad |\langle \vec{p}_f, \vec{s}_f | D | \vec{p}_i, \vec{s}_i \rangle| = |\langle -\vec{p}_i, -\vec{s}_i | D | -\vec{p}_f, -\vec{s}_f \rangle| . \quad (23)$$

This invariance is often called principle of detailed balance. It manifests itself by equal rates for the two transitions $i \rightarrow f$ and f (momenta and spins reversed) $\rightarrow i$ (momenta and spins reversed), equivalent to motion reversal in classical mechanics.

3.3 Examples for Motion Reversal in Particle Physics

In the following, we shortly discuss three particle-physics examples of motion reversal: comparing two reactions between stable nuclei, comparing two transitions between different neutrino species, and comparing decay and formation of an unstable particle.

3.3.1 Nuclear Reactions

A test of detailed balance, i. e. motion-reversal symmetry, by measuring the energy-dependent cross sections of the nuclear reactions $A + B \rightarrow C + D$ and $C + D \rightarrow A + B$ has been performed in 1967 at Heidelberg by W. von Witsch et al. [26] using $^{24}\text{Mg} + \alpha \rightleftharpoons ^{27}\text{Al} + \text{p}$. At the same center-of-mass (*) energies and scattering angles, T symmetry requires for the differential cross sections

$$\frac{d\sigma^\rightarrow}{d\Omega^*} = \frac{d\sigma^\leftarrow}{d\Omega^*} \times \left(\frac{p_f^*}{p_i^*} \right)^2 \frac{(2s_{1f} + 1)(2s_{2f} + 1)}{(2s_{1i} + 1)(2s_{2i} + 1)} , \quad (24)$$

where p_f^* and p_i^* are the momenta, and s_{1i}, s_{2i} and s_{1f}, s_{2f} the spins of the two particles in the initial and final state of the reaction \rightarrow , respectively.

The sensitivity to T violation is especially high in reactions where many amplitudes contribute at the same energy. The chosen example has this property since the reactions proceed via the compound nucleus ^{28}Si in an energy regime with large cross-section fluctuations of the Ericson type. Cross-section results are presented in several energy ranges at several scattering angles. The authors conclude that no deviation from T symmetry is observed. The upper limit for the T-violating fraction of the reaction amplitude is quoted to be 3×10^{-3} with 85% confidence.

3.3.2 Neutrino Oscillations

The standard phenomenology of neutrino mixing uses the 3×3 unitary PMNS matrix [27, 28, 29] relating the three mass eigenstates ν_j , $j = 1, 2, 3$, to the three flavor eigenstates ν_i , $i = e, \mu, \tau$, by

$$\nu_i = \sum_{j=1}^3 U_{ij} \nu_j . \quad (25)$$

At a given neutrino energy E and distance L between production and detection, the transition rates between μ - and e -neutrinos are given by

$$P(\nu_e \rightarrow \nu_\mu) = \left| \sum_{j=1}^3 U_{ej} U_{\mu j}^* e^{-im_j^2 L/2E} \right|^2 , \quad P(\nu_\mu \rightarrow \nu_e) = \left| \sum_{j=1}^3 U_{\mu j} U_{ej}^* e^{-im_j^2 L/2E} \right|^2 . \quad (26)$$

The comparison of the two rates will be difficult to measure, but the standard phenomenology allows different rates, i. e. T violation, if the Jarlskog invariant [31] $J = J(U_{ij}) = \text{Im}(U_{e1} U_{e2}^* U_{\mu 2} U_{\mu 1}^*)$ is different from zero. For the experimental difficulties, including matter effects, see e. g. Ref. [30].

A comparison of the rates $P(\nu_e \rightarrow \nu_\mu)$ and $P(\bar{\nu}_\mu \rightarrow \bar{\nu}_e)$ will be a test of CPT symmetry. The standard phenomenology predicts the rate difference to be zero even if $J = J(U_{ij}) \neq 0$. The underlying condition is CPT symmetry between the mixing matrices U_{ij} of neutrinos and \bar{U}_{ij} of antineutrinos,

$$\bar{U}_{ij} = U_{ij}^* . \quad (27)$$

An observed CPT violation in the rates would imply that there is no CPT symmetry between the two mixing matrices, i. e. $\bar{U}_{ij} \neq U_{ij}^*$.

3.3.3 Formation and Decay of the J/ψ Meson

The J/ψ meson has been discovered in 1974 in two experiments, in the production reaction $p + N \rightarrow J/\psi + X$, $J/\psi \rightarrow e^+e^-$ [32] and in the formation reaction $e^+e^- \rightarrow J/\psi$ [33]. The decay rate $\Gamma = \Gamma_{tot}(J/\psi) \times \mathcal{B}(J/\psi \rightarrow e^+e^-)$ and the formation cross section $\sigma = \sigma(e^+e^- \rightarrow J/\psi)$ are given by the same matrix element if T symmetry holds. A measurement of Γ then predicts the formation cross section σ . However, establishing motion-reversal symmetry by the two measurements would not be a test of T symmetry since CPT symmetry predicts exactly the same relation between Γ and σ .

3.4 T-Symmetry in Decays

The decay of an unstable particle allows perturbative descriptions if the decay proceeds much slower than the production. Therefore, the discussion here is limited to decays induced by weak and electromagnetic interactions, including possible new physics in addition to the Standard interactions. These decays allow to test T symmetry of the decay dynamics without using motion-reversal experiments. This turns out to be useful since the reversal of a decay like $n \rightarrow pe^- \bar{\nu}_e$ is practically impossible.

Because of unitarity of the S operator, the transition operator D as defined in Eq. 19 has the property

$$D - D^\dagger = iD^\dagger D . \quad (28)$$

When there are no strong interactions involved, the couplings in D are so small that the second-order transition on the right-hand side of Eq. 28 is negligibly small compared to the transitions produced by

D and D^\dagger , effectively leading to hermiticity $D^\dagger = D$. With $\langle f|D|i\rangle = \langle f|D|i\rangle$ and Eq. 15, T symmetry requires

$$\langle f|D|i\rangle = e^{i\Delta\phi} \langle f|D^\dagger|i\rangle^* , \quad (29)$$

and hermiticity of D leads to

$$\langle f|D|i\rangle = e^{i\Delta\phi} \langle f|D|i\rangle^* , \quad (30)$$

where the unobservable phase $\Delta\phi$ originates from the arbitrary phases of the states $|i\rangle$ and $|f\rangle$. The T transformation of two different transitions D_1 and D_2 , both without strong interactions, between $|i\rangle$ and $|f\rangle$ lead to the same unobservable phase, i. e. T symmetry and hermiticity of D_1 and D_2 require that the phase between $\langle f|D_1|i\rangle$ and $\langle f|D_2|i\rangle$ has to be 0 or 180° . Here follow two examples:

The beta decay of polarized neutrons allows observation of a T-odd triple product,

$$\vec{P}_n \cdot [\vec{p}_e \times \vec{p}_\nu] \quad \text{with} \quad T\{\vec{P}_n \cdot [\vec{p}_e \times \vec{p}_\nu]\} = -\vec{P}_n \cdot [\vec{p}_e \times \vec{p}_\nu] , \quad (31)$$

since the polarization vector \vec{P}_n of the neutron and the center-of-mass momenta \vec{p}_e and \vec{p}_ν of electron and neutrino change sign under time reversal. The hermitean effective Hamiltonian for neutron decay with only vector and axial-vector couplings contains a leptonic, $\bar{e}\gamma_\mu(1 - \gamma_5)\nu_e$, and a hadronic current, $\bar{p}\gamma_\mu(G_V + G_A\gamma_5)n$. T invariance of the Hamiltonian requires [25]

$$T[\bar{e}\gamma_\mu(1 - \gamma_5)\nu_e][\bar{p}\gamma_\mu(G_V + G_A\gamma_5)n]T^{-1} = [\bar{e}\gamma_\mu(1 - \gamma_5)\nu_e][\bar{p}\gamma_\mu(G_V^* + G_A^*\gamma_5)n] \quad (32)$$

up to an unobservable arbitrary phase ϕ , i. e.

$$G_V + G_A\gamma_5 = e^{i\phi}(G_V^* + G_A^*\gamma_5) , \quad \text{Im}(G_A/G_V) = 0 , \quad \Phi_{AV} = 0^\circ \quad \text{or} \quad 180^\circ , \quad (33)$$

where Φ_{AV} is the relative phase between G_A and G_V . A proposal of J. D. Jackson et al. in 1957 [34] relates Φ_{AV} to the coefficient D in the observable partial rate

$$\frac{d\Gamma(n \rightarrow pe^-\bar{\nu})}{dE_e d\Omega_e d\Omega_\nu} = f_1(E_e, E_\nu) + D \times f_2(E_e, E_\nu) \times \vec{P}_n \cdot [\vec{p}_e \times \vec{p}_\nu] , \quad (34)$$

where the functions f_1 and f_2 do not only depend on the electron and neutrino energies but also on $|G_A/G_V|$. Measurements of D with cold polarized neutrons have been performed since 1974 [13]. The most recent result, obtained in 2012 by T. E. Chupp et al. [35] with the emiT-II detector at NIST, is

$$D = (-0.9 \pm 1.9 \pm 1.0) \times 10^{-4} . \quad (35)$$

The expectation from the CP- and T-violating Standard Model is $D \approx 10^{-12}$ [35], and final-state interactions which could give $D \neq 0$ in spite of T symmetry, see the next Subsection, are estimated to produce $D \approx 10^{-5}$ [35]. Combined with earlier measurements [13], the present best values are

$$D = (-1.2 \pm 2.0) \times 10^{-4} , \quad \Phi_{AV} = (180.017 \pm 0.026)^\circ . \quad (36)$$

The imaginary part of G_A/G_V is compatible with zero, no T violation is seen in neutron decay.

The second example: Radiative decays of excited atoms can be used to test T symmetry of the underlying dynamics in “forbidden” transitions, i. e. when selection rules exclude E1 but allow E2 and M1 transitions. S. P. Lloyd has shown in 1951 [36] that T invariance requires $\text{Im}(A_{M1}/A_{E2}) = 0$ for the ratio of the two transition amplitudes.

3.5 Final State Interactions

Strong final-state interactions (FSI) between the decay products of a weak decay can be described by factorizing

$$\langle f|D|i\rangle = \langle f|D|i\rangle_{\text{weak}} \times e^{i\delta_{FSI}} , \quad (37)$$

where δ_{FSI} is a strong-interaction phase shift. Following Eq. 30, T symmetry requires

$$\langle f|D|i\rangle = \langle f|D|i\rangle_{\text{weak}}^* \times e^{i(\Delta\phi + \delta_{FSI})} . \quad (38)$$

This does not lead to a deviation from the result that two transition amplitudes A_1 and A_2 between $|i\rangle$ and $|f\rangle$ have to obey $\text{Im}(A_2/A_1) = 0$ as long as the state $|f\rangle$ is a single eigenstate of the strong interaction. If this is not the case, an example is the well defined single state $|f\rangle = |\pi^+\pi^-\rangle$ with two strong-interaction eigencomponents $|f_1\rangle = |\pi\pi, I=0\rangle$ and $|f_2\rangle = |\pi\pi, I=2\rangle$, the decay has to be described by two amplitudes

$$A = A_1 + A_2 = a_1 e^{i\delta_1} + a_2 e^{i\delta_2} \quad \text{with} \quad a_k = \langle f_k|D|i\rangle_{\text{weak}} , \quad k = 1, 2 . \quad (39)$$

T symmetry requires $\text{Im}(a_2/a_1) = 0$, and

$$\text{Im}\left(\frac{A_2}{A_1}\right) = \frac{a_2}{a_1} \times \sin(\delta_2 - \delta_1) . \quad (40)$$

This does not vanish if $\delta_2 - \delta_1$ is different from 0 and 180° , i. e. final-state interactions can mimic T violation in decays if two contributing transition amplitudes have different FSI phases.

A well-known example in particle physics is the weak hyperon decay $\Lambda \rightarrow p\pi^-$. Without FSI, T symmetry requires that the partial decay rate does not depend on the T-odd triple product $\vec{p}_p \cdot [\vec{\sigma}_\Lambda \times \vec{\sigma}_p]$ with proton momentum \vec{p}_p and spins $\vec{\sigma}$ of Λ and p [37]. The triple-product dependence of the rate is proportional to the phase difference Φ between the amplitudes $A_p = a_p e^{i\delta_p}$ and $A_s = a_s e^{i\delta_s}$ for p- and s-wave transitions with weak amplitudes a_j and FSI phases δ_j , $j = p, s$. The present average [13] from three experiments is $\Phi = -6.5^\circ \pm 3.5^\circ$. The expectation is $\Phi = \eta + \delta_p - \delta_s$, where η is the T-violating phase between a_p and a_s . The FSI phases have been measured in pion-nucleon scattering assuming the isospin selection rule $\Delta I = 1/2$ [24], $\delta_p - \delta_s = -6.5^\circ \pm 1.5^\circ$. This leads to $\eta = 0 \pm 3.8^\circ$, no T violation is observed in $\Lambda \rightarrow p\pi^-$ decays.

3.6 CPT Symmetry

The transformation CPT is the product of the three symmetry transformations C, P and T, interchanging particles and antiparticles, \vec{x} and $-\vec{x}$, t and $-t$, respectively. Like T, the operator CPT is antiunitary. Any of the three symmetries C, P, T may be violated in Nature and in quantum field theories. The CPT theorem, proven in 1954 by G. Lüders [38] and 1955 by W. Pauli [39] shows that local field theories with Lorentz invariance strictly obey CPT symmetry. Since it is not clear by how much the conditions of Lorentz invariance and locality are valid in e. g. string theory or quantized gravity, all experimental efforts for searching small deviations from CPT symmetry are legitimate and well motivated as they explore uncharted territory.

Consequences of the CPT theorem are equal masses for particles and antiparticles, also opposite charges, opposite magnetic moments, opposite gyromagnetic g values, and equal lifetimes $\tau = 1/\Gamma_{tot}$,

$$\Gamma_{tot}(\bar{i}) = \sum_{\bar{f}} |\langle \bar{f}|D|\bar{i}\rangle|^2 = \sum_f |\langle f|D|i\rangle|^2 = \Gamma_{tot}(i) , \quad (41)$$

where the sums run over all final states f of an unstable particle i and over all final states \bar{f} of its antiparticle \bar{i} . This equality of summed rates is also valid [25] for each subset of final states which is not connected by final-state interactions (FSI) to another subset. One example from K-meson physics: Conservation of G parity, a consequence of C symmetry and isospin symmetry neglecting electromagnetism, forbids FSI transitions between two-pion and three-pion states (four pions are forbidden because of $4m_\pi > m_K$). The CPT theorem requires

$$\Gamma(K^+ \rightarrow \pi^+\pi^0) = \Gamma(K^- \rightarrow \pi^-\pi^0) , \quad (42)$$

i. e. there can be no CP violation here because of CPT symmetry. For neutral Kaons,

$$\Gamma(K^0 \rightarrow \pi^+\pi^-) + \Gamma(K^0 \rightarrow \pi^0\pi^0) = \Gamma(\bar{K}^0 \rightarrow \pi^+\pi^-) + \Gamma(\bar{K}^0 \rightarrow \pi^0\pi^0) . \quad (43)$$

CP violation is possible here, $\Gamma(K^0 \rightarrow \pi^+\pi^-) \neq \Gamma(\bar{K}^0 \rightarrow \pi^+\pi^-)$ and the same for the $\pi^0\pi^0$ channel. CPT symmetry requires only absence of CP violation in the sum of both channels. The same holds for the three-pion states with

$$\begin{aligned} \Gamma(K^+ \rightarrow \pi^+\pi^+\pi^-) + \Gamma(K^+ \rightarrow \pi^+\pi^0\pi^0) &= \Gamma(K^- \rightarrow \pi^-\pi^+\pi^-) + \Gamma(K^- \rightarrow \pi^-\pi^0\pi^0) , \\ \Gamma(K^0 \rightarrow \pi^0\pi^+\pi^-) + \Gamma(K^0 \rightarrow \pi^+\pi^0\pi^0) &= \Gamma(\bar{K}^0 \rightarrow \pi^0\pi^+\pi^-) + \Gamma(\bar{K}^0 \rightarrow \pi^0\pi^0\pi^0) . \end{aligned} \quad (44)$$

If a single final state is FSI-unconnected to any other final state such as the example in Eq. 42, it must have a single FSI phase,

$$\langle f_{\text{single}} | D | i \rangle = \langle f_{\text{single}} | D | i \rangle_{\text{weak}} \times e^{i\delta} . \quad (45)$$

Because of the C symmetry of the strong interaction, the CP-conjugate decay must also be a single final state with the same FSI phase [40],

$$\langle \bar{f}_{\text{single}} | D | \bar{i} \rangle = \langle \bar{f}_{\text{single}} | D | \bar{i} \rangle_{\text{weak}} \times e^{i\delta} . \quad (46)$$

In all such cases, CPT symmetry forbids CP violation,

$$|\langle f_{\text{single}} | D | i \rangle|^2 = |\langle \bar{f}_{\text{single}} | D | \bar{i} \rangle|^2 . \quad (47)$$

A proof has been given in 1957 by T. D. Lee, R. Oehme and C. N. Yang [41] for weak decays of spinless particles: The definition of T and Eqs. 15, 16 give

$$\langle f | D | i \rangle_{\text{weak}}^* = \langle f_T | T D T^{-1} | i_T \rangle_{\text{weak}} . \quad (48)$$

For spin zero and in the rest frame of the states, we have $\langle i_T | = \langle i |$, $\langle f_T | = \langle f |$, and CPT symmetry requires $CP = T^{-1}$, leading to

$$\langle f | D | i \rangle_{\text{weak}}^* = \pm \langle \bar{f} | D | \bar{i} \rangle_{\text{weak}} , \quad (49)$$

where the sign is given by the parity change in the decay. Including the FSI phase, this leads to the result in Eq. 47.

As closing remark, the CPT operator is the product $CPT = CP \times T$. For bosonic systems, $T^2 = \mathbf{1}$. Therefore, multiplication with T gives

$$CP = CPT \times T . \quad (50)$$

Whenever CP symmetry is violated, T or CPT or both must also be violated.

4 Description of $K^0\bar{K}^0$ Transitions

4.1 Quasistable Particles and their Unitarity Relation

Elementary quantum mechanics describes the state ψ of a stable particle with rest mass m in its rest frame by the wave function

$$\psi(t) = e^{-imt}, \quad (51)$$

with $|\psi|^2 = \text{const} = 1$ and solving the Schrödinger equation

$$i\dot{\psi} = \mathcal{H} \psi = m \psi, \quad (52)$$

where the Hamilton operator \mathcal{H} is hermitean since m is real. This simple linear equation is not sufficient for describing strong interactions with rapid particle production and decay. However, the time scale of weak interactions, where our electronic eyes are fast enough to measure differences between production and decay time with high resolution, allows the effective concept of quasistable particles. Their states obey again a linear Schrödinger equation

$$i\dot{\psi} = \mathcal{H}_{eff} \psi = \mu\psi = (m - i\frac{\Gamma}{2})\psi, \quad (53)$$

with the solution

$$\psi(t) = e^{-imt - \Gamma t/2}, \quad |\psi|^2 = e^{-i\Gamma t}. \quad (54)$$

Their norm $|\psi|^2$ shows the exponential decay law of radioactivity with a mean life of $\tau = 1/\Gamma$. The “effective” Hamiltonian $\mathcal{H}_{eff} = m - i\Gamma/2$ is not hermitean in spite of the hermiticity of the weak-interaction Hamiltonian \mathcal{H}_{weak} . This Hamiltonian produces one or more final states f_i ($i = 1, N$) with decay rates Γ_i , respectively. It acts in the full space of states $(\psi, f_1 \dots f_N)$ where hermiticity guarantees unitarity, i. e. the sum of probabilities is conserved:

$$|\psi|^2 + \sum_{i=1}^N |f_i|^2 = 1. \quad (55)$$

The partial decay rates are given by

$$\Gamma_i = |\langle f_i | D | \psi \rangle|^2, \quad (56)$$

where D is the transition operator produced by the Hamiltonian \mathcal{H}_{weak} . At $t = 0$, unitarity requires

$$-\frac{d|\psi|^2}{dt} = \Gamma = \sum_{i=1}^N |\langle f_i | D | \psi \rangle|^2. \quad (57)$$

The result in Eq. 57 is called a “unitarity relation”. It relates the observed mean life $\tau = 1/\Gamma$ with squared decay matrix elements. In contrast to a one-state quasistable particle which has $N + 1$ alternatives at any time, to decay or not to decay, a K^0 meson has $N + 2$ alternatives, to remain a K^0 , to transform itself into a \bar{K}^0 or to decay into one of N final states. Its effective Schrödinger equation, therefore, requires a modification of Eq. 53 as described in the next subsection.

4.2 $K^0\bar{K}^0$ Transitions

Weak-interaction transitions are again sufficiently well described by a Schrödinger equation. The state in Eq. 1, $\Psi = \psi_1|K^0\rangle + \psi_2|\bar{K}^0\rangle = (\psi_1, \psi_2)$ obeys the simplest linear equation

$$i\dot{\psi}_i = \mu_{ij}\psi_j = (m_{ij} - i\Gamma/2)\psi_j ,$$

$$i \frac{\partial}{\partial t} \begin{pmatrix} \psi_1 \\ \psi_2 \end{pmatrix} = \mathcal{H}_{eff} \begin{pmatrix} \psi_1 \\ \psi_2 \end{pmatrix} = \left[\begin{pmatrix} m_{11} & m_{12} \\ m_{12}^* & m_{22} \end{pmatrix} - \frac{i}{2} \begin{pmatrix} \Gamma_{11} & \Gamma_{12} \\ \Gamma_{12}^* & \Gamma_{22} \end{pmatrix} \right] \begin{pmatrix} \psi_1 \\ \psi_2 \end{pmatrix} , \quad (58)$$

where m_{ij} and Γ_{ij} are both hermitean matrices such as m and Γ are both real numbers in Eq. 53. The equation was derived in perturbation theory in 1930 by V. F. Weisskopf and E. P. Wigner [42] and in field theory in 1963 by R. G. Sachs [43]. Eq. 58 contains eight real parameters, but only seven of them are observables. Owing to arbitrary phase transformations of the states $|K^0\rangle$ and $|\bar{K}^0\rangle$, the matrix elements m_{12} and Γ_{12} have unobservable phases. However, the phase transformations change m_{12} and Γ_{12} simultaneously, their relative phase is phase-convention free. The seven observable real parameters in Eq. 58 are m_{11} , m_{22} , Γ_{11} , Γ_{22} , $|m_{12}|$, $|\Gamma_{12}|$ and $\phi(\Gamma_{12}/m_{12})$. The equation is solved by diagonalisation, its two eigenstates are

$$K_S^0(t) = [p \cdot \sqrt{1+2\delta} \cdot K^0 + q \cdot \sqrt{1-2\delta} \cdot \bar{K}^0] \cdot e^{-im_S t - \Gamma_S t/2} ,$$

$$K_L^0(t) = [p \cdot \sqrt{1-2\delta} \cdot K^0 - q \cdot \sqrt{1+2\delta} \cdot \bar{K}^0] \cdot e^{-im_L t - \Gamma_L t/2} , \quad (59)$$

with arbitrary phases for p and q and normalized to 1 at $t = 0$. The seven observable parameters of the solutions, following unambiguously from the seven parameters in Eq. 58, are m_S , m_L , Γ_S , Γ_L , $|p/q|$, $\text{Re } \delta$ and $\text{Im } \delta$. Setting

$$\frac{p}{q} = \frac{1 + \epsilon}{1 - \epsilon} , \quad (60)$$

$\text{Im } \epsilon$ is unobservable and the observed values or limits for $\text{Re } \epsilon/\sqrt{1+|\epsilon|^2}$ and $|\delta|$ are of order 10^{-3} or smaller, see Section 5. Therefore, we use in all following discussions the approximations $|\epsilon| \ll 1$, $|\delta| \ll 1$ and neglect all terms of order $|\epsilon|^2$, $|\delta|^2$ and smaller. Wherever $\text{Re } \epsilon$ appears in this text and the precision is asked to be better than 10^{-6} , then $\text{Re } \epsilon$ has to be replaced by $\text{Re } \epsilon/\sqrt{1+|\epsilon|^2}$. With this approximation and this notation, the two eigenstates are

$$K_S^0(t) = [(1 + \epsilon + \delta) \cdot K^0 + (1 - \epsilon - \delta) \cdot \bar{K}^0] \cdot e^{-im_S t - \Gamma_S t/2}/\sqrt{2} ,$$

$$K_L^0(t) = [(1 + \epsilon - \delta) \cdot K^0 - (1 - \epsilon + \delta) \cdot \bar{K}^0] \cdot e^{-im_L t - \Gamma_L t/2}/\sqrt{2} . \quad (61)$$

The two states are normalized at $t = 0$, but they are not orthogonal,

$$\langle K_S^0 | K_S^0 \rangle = \langle K_L^0 | K_L^0 \rangle = 1 , \quad \langle K_S^0 | K_L^0 \rangle = 2 \text{Re } \epsilon - 2i \text{Im } \delta . \quad (62)$$

The parameter $|p/q|$ is replaced by $\text{Re } \epsilon$,

$$|p/q| = 1 + 2\text{Re } \epsilon , \quad (63)$$

and by also introducing

$$m = (m_S + m_L)/2 , \quad \Delta m = m_L - m_S , \quad \Gamma = (\Gamma_S + \Gamma_L)/2 , \quad \Delta\Gamma = \Gamma_L - \Gamma_S , \quad (64)$$

the seven parameters of the eigenstates are given by the seven parameters of matrix μ_{ij} :

$$m = (m_{11} + m_{22})/2 , \quad \Gamma = (\Gamma_{11} + \Gamma_{22})/2 ,$$

$$\begin{aligned}
|\Delta m| &= 2|m_{12}|, \quad |\Delta\Gamma| = 2|\Gamma_{12}|, \quad \Delta m \cdot \Delta\Gamma = 4 \operatorname{Re}(m_{12}^* \Gamma_{12}), \\
\operatorname{Re} \epsilon &= \frac{\operatorname{Im}(m_{12}^* \Gamma_{12})}{4|m_{12}|^2 + |\Gamma_{12}|^2}, \quad \delta = \frac{(m_{22} - m_{11}) - i(\Gamma_{22} - \Gamma_{11})/2}{2\Delta m - i\Delta\Gamma},
\end{aligned} \tag{65}$$

neglecting terms of order $|\epsilon|^2$ and $|\delta|^2$. Note that we define the signs of Δm and $\Delta\Gamma$ in such a way that the observed values are positive for Δm and negative for $\Delta\Gamma$. Only the relative signs of Δm and $\Delta\Gamma$ are given by the matrix μ_{ij} . Expressions for Δm and $\Delta\Gamma$ without the approximations $|\epsilon, \delta| \ll 1$ can be found in Ref. [25]; a useful strict relation is

$$\frac{q}{p} = \sqrt{\frac{2m_{12}^* - i\Gamma_{12}^*}{2m_{12} - i\Gamma_{12}}}. \tag{66}$$

The last result in Eq. 65 shows that δ is observable in modulus and phase, free of $|K^0\rangle$ and $|\bar{K}^0\rangle$ phase conventions.

All solutions of the Schrödinger equation and their time dependence are given by linear superpositions of the two eigenstates which are the only two states with an exponential decay law. A Kaon in the initial state $\Psi_K(0) = K^0$ is found to have the solution

$$\Psi_K(t) = \frac{1}{2} \{ [(1 + 2\delta)K^0 + (1 - 2\epsilon)\bar{K}^0] e^{-im_{st} - \Gamma_{st}/2} + [(1 - 2\delta)K^0 - (1 - 2\epsilon)\bar{K}^0] e^{-im_{Lt} - \Gamma_{Lt}/2} \}, \tag{67}$$

and with the initial condition $\Psi_{\bar{K}}(0) = \bar{K}^0$ it has the solution

$$\Psi_{\bar{K}}(t) = \frac{1}{2} \{ [(1 + 2\epsilon)K^0 + (1 - 2\delta)\bar{K}^0] e^{-im_{st} - \Gamma_{st}/2} - [(1 + 2\epsilon)K^0 - (1 + 2\delta)\bar{K}^0] e^{-im_{Lt} - \Gamma_{Lt}/2} \}. \tag{68}$$

The two results give the four time-dependent transition probabilities $K^0, \bar{K}^0 \rightarrow K^0, \bar{K}^0$

$$\begin{aligned}
P(K^0 \rightarrow K^0) &= |(1 + 2\delta)e^{-im_{st} - \Gamma_{st}/2} + (1 - 2\delta)e^{-im_{Lt} - \Gamma_{Lt}/2}|^2 / 4, \\
P(\bar{K}^0 \rightarrow \bar{K}^0) &= |(1 - 2\delta)e^{-im_{st} - \Gamma_{st}/2} + (1 + 2\delta)e^{-im_{Lt} - \Gamma_{Lt}/2}|^2 / 4, \\
P(K^0 \rightarrow \bar{K}^0) &= |(1 - 2\epsilon)e^{-im_{st} - \Gamma_{st}/2} - (1 - 2\epsilon)e^{-im_{Lt} - \Gamma_{Lt}/2}|^2 / 4, \\
P(\bar{K}^0 \rightarrow K^0) &= |(1 + 2\epsilon)e^{-im_{st} - \Gamma_{st}/2} - (1 + 2\epsilon)e^{-im_{Lt} - \Gamma_{Lt}/2}|^2 / 4.
\end{aligned} \tag{69}$$

These results show the symmetry conditions for ϵ and δ . CPT symmetry in the transitions requires

$$P(\bar{K}^0 \rightarrow \bar{K}^0) = P(K^0 \rightarrow K^0) \iff \delta = 0, \tag{70}$$

and T symmetry requires

$$P(K^0 \rightarrow \bar{K}^0) = P(\bar{K}^0 \rightarrow K^0) \iff \operatorname{Re} \epsilon = 0. \tag{71}$$

The explicit expressions for the probabilities,

$$\begin{aligned}
P(K^0 \rightarrow K^0) &= \left(\frac{1}{4} + \operatorname{Re} \delta\right) e^{-\Gamma_{st}} + \left(\frac{1}{4} - \operatorname{Re} \delta\right) e^{-\Gamma_{Lt}} + \left(\frac{1}{2} \cos \Delta mt - 2 \operatorname{Im} \delta \sin \Delta mt\right) e^{-\Gamma t}, \\
P(\bar{K}^0 \rightarrow \bar{K}^0) &= \left(\frac{1}{4} - \operatorname{Re} \delta\right) e^{-\Gamma_{st}} + \left(\frac{1}{4} + \operatorname{Re} \delta\right) e^{-\Gamma_{Lt}} + \left(\frac{1}{2} \cos \Delta mt + 2 \operatorname{Im} \delta \sin \Delta mt\right) e^{-\Gamma t},
\end{aligned}$$

$$\begin{aligned}
P(K^0 \rightarrow \bar{K}^0) &= \left(\frac{1}{4} - \operatorname{Re} \epsilon\right) (e^{-\Gamma_{st}} + e^{-\Gamma_{Lt}} - 2 \cos \Delta mt \cdot e^{-\Gamma t}), \\
P(\bar{K}^0 \rightarrow K^0) &= \left(\frac{1}{4} + \operatorname{Re} \epsilon\right) (e^{-\Gamma_{st}} + e^{-\Gamma_{Lt}} - 2 \cos \Delta mt \cdot e^{-\Gamma t}),
\end{aligned} \tag{72}$$

show that the CPT asymmetry

$$A_{CPT} = \frac{P(\bar{K}^0 \rightarrow \bar{K}^0) - P(K^0 \rightarrow K^0)}{P(\bar{K}^0 \rightarrow \bar{K}^0) + P(K^0 \rightarrow K^0)} \quad (73)$$

depends on time, whereas the T asymmetry

$$A_T = \frac{P(\bar{K}^0 \rightarrow K^0) - P(K^0 \rightarrow \bar{K}^0)}{P(\bar{K}^0 \rightarrow K^0) + P(K^0 \rightarrow \bar{K}^0)} = 4 \operatorname{Re} \epsilon , \quad (74)$$

is time-independent. A measurement of the CPT asymmetry determines $\operatorname{Re} \delta$ and $\operatorname{Im} \delta$ from a fit to the time dependence, and the time-independent T asymmetry determines $\operatorname{Re} \epsilon$, the only T-symmetry violating parameter in $K^0 \bar{K}^0$ transitions. For the determination of the sign of $\operatorname{Im} \delta$, remember that Δm was defined as $m_L - m_S$ in Eq. 64.

4.3 The CPT-symmetric and CP-symmetric Limits

CPT symmetry in $K^0 \bar{K}^0$ transitions requires $\delta = 0$, see Eq. 70, i. e. $m_{22} = m_{11}$ and $\Gamma_{22} = \Gamma_{11}$ in the transition matrix μ_{ij} , see Eq. 65. The two eigenstates and the four transition probabilities are given in the previous subsection, setting $\delta = 0$.

CP symmetry requires CPT and T symmetries, i. e. $\delta = 0$ and $\operatorname{Re} \epsilon = 0$. The latter condition requires a phase of 0 or π between m_{12} and Γ_{12} since $\operatorname{Re} \epsilon \propto \operatorname{Im}(m_{12}^* \Gamma_{12})$, see Eq. 65. The phases of m_{12} and Γ_{12} are unobservable, but all properties of $K^0 \bar{K}^0$ transitions in the CP-conserving limit can be discussed in the convention that all four parameters in

$$i \frac{\partial}{\partial t} \begin{pmatrix} \psi_1 \\ \psi_2 \end{pmatrix} = \left[\begin{pmatrix} m & m_{12} \\ m_{12} & m \end{pmatrix} - \frac{i}{2} \begin{pmatrix} \Gamma & \Gamma_{12} \\ \Gamma_{12} & \Gamma \end{pmatrix} \right] \begin{pmatrix} \psi_1 \\ \psi_2 \end{pmatrix} \quad (75)$$

are real. Its two eigenstates are the ‘‘historical’’ states K_1^0 and K_2^0 in Eqs. 2 and 3, multiplied by $e^{-im_1 t - \Gamma_1 t/2}$ and $e^{-im_2 t - \Gamma_2 t/2}$, respectively. There are two different sign conventions for the short- and long-living CP eigenstates K_1^0 and K_2^0 . Keeping the convention of Eqs. 2 and 3, $(K^0 + \bar{K}^0)/\sqrt{2} =$ short-living, we have

$$\Gamma_{12} > 0 \quad \text{and} \quad m_{12} < 0 . \quad (76)$$

4.4 Two more Sets of Unitarity Relations

Including all decay states $f_1 \dots f_N$ of K^0 and \bar{K}^0 , unitarity in the space $(\psi_1, \psi_2, f_1 \dots f_N)$ requires

$$|\psi_1|^2 + |\psi_2|^2 + \sum_{i=1}^N |f_i|^2 = \text{const.} = 1 , \quad (77)$$

as in Eq. 55 for a single-state quasistable particle. Applying

$$-\frac{d|\Psi|^2}{dt}(t=0) = \sum_{i=1}^N |\langle f_i | D | \Psi \rangle|^2 \quad (78)$$

to the two states $\Psi = K_1^0$ and K_2^0 in the CP-symmetric limit, we obtain

$$\begin{aligned} \Gamma_1 &= \Gamma + \Gamma_{12} = \sum_{i=1}^N |\langle f_i | D | K_1^0 \rangle|^2 = \frac{1}{2} \sum_{i=1}^N |\langle f_i | D | K^0 \rangle + \langle f_i | D | \bar{K}^0 \rangle|^2 , \\ \Gamma_2 &= \Gamma - \Gamma_{12} = \sum_{i=1}^N |\langle f_i | D | K_2^0 \rangle|^2 = \frac{1}{2} \sum_{i=1}^N |\langle f_i | D | K^0 \rangle - \langle f_i | D | \bar{K}^0 \rangle|^2 . \end{aligned} \quad (79)$$

Adding both equations gives

$$2\Gamma = \sum_{i=1}^N |\langle f_i | D | K^0 \rangle|^2 + \sum_{i=1}^N |\langle f_i | D | \bar{K}^0 \rangle|^2 . \quad (80)$$

CP symmetry requires $|\langle f_i | D | K^0 \rangle|^2 = |\langle \bar{f}_i | D | \bar{K}^0 \rangle|^2$, and all states \bar{f}_i are contained in the set of states f_i . Therefore, both sums on the right-hand side of Eq. 80 are equal, leading to the unitarity relation

$$\Gamma = \sum_{i=1}^N |\langle f_i | D | K^0 \rangle|^2 = \sum_{i=1}^N |\langle f_i | D | \bar{K}^0 \rangle|^2 . \quad (81)$$

Subtracting the two equations 79 leads to the second unitarity relation for the CP-symmetric limit,

$$\Gamma_{12} = \sum_{i=1}^N \langle f_i | D | K^0 \rangle^* \langle f_i | D | \bar{K}^0 \rangle . \quad (82)$$

Because of the large observed difference between $\Gamma_1 = \Gamma + \Gamma_{12}$ and $\Gamma_2 = \Gamma - \Gamma_{12}$, the relation in Eq. 82 tells us that the total decay rates of K^0 and \bar{K}^0 are dominated by decay channels which are common to K^0 and \bar{K}^0 .

We now derive, following Ref. [25], the unitarity relations given by the full Hamiltonian in Eq. 58 without imposing CP, CPT or T symmetry. The state $\Psi(0) = \alpha K_S^0 + \beta K_L^0$ has the evolution

$$\Psi(t) = \alpha e^{-im_S t - \Gamma_S t/2} K_S^0 + \beta e^{-im_L t - \Gamma_L t/2} K_L^0 \quad (83)$$

with the norm

$$|\Psi(t)|^2 = |\alpha|^2 e^{-\Gamma_S t} + |\beta|^2 e^{-\Gamma_L t} + 2 \operatorname{Re}[\alpha^* \beta e^{(-\Gamma_S - \Gamma_L - 2i\Delta m)t/2} \langle K_S^0 | K_L^0 \rangle] \quad (84)$$

and its derivative at $t = 0$

$$-\frac{d|\Psi(t)|^2}{dt} = |\alpha|^2 \Gamma_S + |\beta|^2 \Gamma_L + \operatorname{Re}[\alpha^* \beta (\Gamma_S + \Gamma_L + 2i\Delta m) \langle K_S^0 | K_L^0 \rangle] . \quad (85)$$

Unitarity requires

$$-\frac{d|\Psi(t)|^2}{dt}(0) = \sum_{i=1}^N |\langle f_i | D | \Psi(0) \rangle|^2 = \sum_{i=1}^N |\alpha \langle f_i | D | K_S^0 \rangle + \beta \langle f_i | D | K_L^0 \rangle|^2 . \quad (86)$$

The right-hand sides of Eqs. 85 and 86 have to be equal for all values of α and β , resulting in

$$\begin{aligned} \Gamma_S &= \sum_{i=1}^N |\langle f_i | D | K_S^0 \rangle|^2 , \quad \Gamma_L = \sum_{i=1}^N |\langle f_i | D | K_L^0 \rangle|^2 , \\ \left(\frac{\Gamma_S + \Gamma_L}{2} + i\Delta m \right) \langle K_S^0 | K_L^0 \rangle &= \sum_{i=1}^N \langle f_i | D | K_S^0 \rangle^* \langle f_i | D | K_L^0 \rangle . \end{aligned} \quad (87)$$

Using the result for $\langle K_S^0 | K_L^0 \rangle$ in Eq. 62, the third relation can be written as

$$\operatorname{Re} \epsilon - i \operatorname{Im} \delta = \frac{\sum_{i=1}^N \langle f_i | D | K_S^0 \rangle^* \langle f_i | D | K_L^0 \rangle}{\Gamma_S + \Gamma_L + 2i\Delta m} . \quad (88)$$

It was derived in 1966 by J. S. Bell and J. Steinberger [44] and allows to determine the two $K^0 \bar{K}^0$ transition parameters $\operatorname{Re} \epsilon$ and $\operatorname{Im} \delta$ using measurable decay properties, as described in the next Section.

5 Determination of $K^0\bar{K}^0$ Transition Parameters

The seven transition parameters of the eigenstates in Eq. 61 are directly related to the seven parameters of the effective Hamiltonian in Eq. 58, as given in Eqs. 65 neglecting terms of order $|\epsilon|^2$ and $|\delta|^2$. In this Section we concentrate on the determination of the three CP-violating parameters $\text{Re } \delta$, $\text{Im } \delta$ and $\text{Re } \epsilon$, directly related to $m_{22} - m_{11}$, $\Gamma_{22} - \Gamma_{11}$ and $\text{Im}(m_{12}/\Gamma_{12})$. For the four CP-conserving parameters, we will only present their present best values in the first subsection and cite the most recent experiments for their determination.

5.1 The Parameters Γ , $\Delta\Gamma$, m and Δm

The Review of Particle Properties [13] lists

$$\begin{aligned}\tau_S = 1/\Gamma_S &= (0.8954 \pm 0.0004) \times 10^{-10} \text{ s} , \\ \tau_L = 1/\Gamma_L &= (5.116 \pm 0.021) \times 10^{-8} \text{ s} , \\ m &= (497.614 \pm 0.024) \text{ MeV} , \\ \Delta m &= +(0.5289 \pm 0.0010) \times 10^{10}/\text{s} .\end{aligned}\tag{89}$$

For both τ_S and Δm it lists two values, with and without CPT symmetry. The differences are insignificant in both cases. Therefore, we prefer to give here only the value with the (slightly) larger uncertainty. The most recent and most precise results for the mean life τ_S have been obtained in 2011 by the experiments KLOE [45] and KTeV [46]. For τ_L see the 2006 KLOE result [47]. For the mass m see the 2007 KLOE result [48], for Δm see KTeV 2011 [46].

Early evidence for the positive sign of Δm , i.e. $m_L > m_S$, has been found in 1966 by Meisner et al. [49] and in 1968 by Mehlhop et al. [50] by observing the interference between K^0 states and regenerated K_S^0 states behind a regenerator close to the production target.

5.2 Regeneration

Regeneration has been an efficient tool for observing interferences between the two decay amplitudes $\langle \pi\pi | D | K_S^0, K_L^0 \rangle$. It uses the different strong-interaction properties of K^0 and \bar{K}^0 mesons in matter, as first proposed in 1955 by A. Pais and O. Piccioni [51]. At the “low” accelerator energies between 1955 and 1975, the absorption cross sections of \bar{K}^0 are much higher than those of K^0 , owing to strong-interaction reactions such as $\bar{K}^0 p \rightarrow \Lambda\pi^+$ which are not possible for K^0 mesons because of strangeness conservation. The optical theorem, relating the forward scattering amplitude $f(0)$ for the laboratory-frame momentum $p = \beta\gamma m$ to the total cross section σ_{tot} by $\text{Im } f(0) = p \cdot \sigma_{tot}/4\pi$, then requires

$$\text{Im } \bar{f} > \text{Im } f , \quad \bar{f} \neq f ,\tag{90}$$

where f and \bar{f} are the scattering amplitudes of K^0 and \bar{K}^0 at the forward angle $\theta = 0$. After a thin layer of matter with thickness $L \ll \beta\gamma\tau_S$, Kaons in the state K_L^0 leave the layer in the state

$$K_L^0 + \rho K_S^0 , \quad \rho = i \pi \frac{f - \bar{f}}{p} n L ,\tag{91}$$

in a narrow cone around the original direction, where n is the number of target nuclei per volume. The opening angle of the cone [52] is of order 10^{-7} rad. In addition to this coherent regeneration, where the K_S^0 intensity increases proportional to L^2 , there is diffraction regeneration from the incoherent

contribution of all un-broken nuclei outside the narrow forward cone, proportional to L , and incoherent regeneration from reactions where the nuclei break up and the K_S^0 mesons appear at angles outside the diffraction cone. In the following, we discuss only coherent regeneration, though corrections from the two other contributions must be taken into account carefully in experiments. In thick regenerators [53, 52] of length L , the coherent-regeneration amplitude ρ in Eq. 91 is given by

$$\rho = i \pi \frac{f - \bar{f}}{p} n \beta \gamma \tau_S \frac{e^{(i\Delta m - \Gamma_S/2)T} - 1}{i\Delta m \tau_S - 1/2}, \quad (92)$$

where $T = L/\beta\gamma$ is the flight time through the regenerator. The regeneration phase is usually expressed by the sum $\phi_\rho = \phi_f + \phi_L$, where ϕ_f is the single-nucleus contribution $\phi[i(f - \bar{f})]$ and ϕ_L is the phase of $(e^{i\Delta m - \Gamma_S/2} L/\beta\gamma - 1)/(i\Delta m \tau_S - 1/2)$ which takes into account phase differences from interactions along the Kaon path in the regenerator between $z = 0$ and $z = L$.

Modulus and phase of ρ can be determined from time-dependent $K_{\ell 3}$ decays after regeneration. Since the “ $\Delta Q \neq \Delta S$ ” decays $K^0 \rightarrow \pi^+ \ell^- \bar{\nu}$ and $\bar{K}^0 \rightarrow \pi^- \ell^+ \nu$ are essentially absent, see Section 6, and CPT symmetry requires the same rates $|A_\ell|^2$ for the two “ $\Delta Q = \Delta S$ ” decays $K^0 \rightarrow \pi^- \ell^+ \nu$ and $\bar{K}^0 \rightarrow \pi^+ \ell^- \bar{\nu}$, the two $K_{\ell 3}$ decays have the rates

$$\begin{aligned} N(\pi^- \ell^+ \nu) &= |A_\ell|^2 |e^{-im_L t - \Gamma_L t/2} + \rho e^{-im_S t - \Gamma_S t/2}|^2/2 \\ &= |A_\ell|^2 [e^{-\Gamma_L t} + |\rho|^2 e^{-\Gamma_S t} + 2|\rho| \cos(\Delta m t + \phi_\rho) e^{-\Gamma t}]/2 \\ N(\pi^+ \ell^- \bar{\nu}) &= |A_\ell|^2 |e^{-im_L t - \Gamma_L t/2} - \rho e^{-im_S t - \Gamma_S t/2}|^2/2 \\ &= |A_\ell|^2 [e^{-\Gamma_L t} + |\rho|^2 e^{-\Gamma_S t} - 2|\rho| \cos(\Delta m t + \phi_\rho) e^{-\Gamma t}]/2. \end{aligned} \quad (93)$$

Fits of the data to these rates are sensitive to Γ_S , Γ_L , Δm and to modulus and phase of ρ . If ϕ_ρ is close to zero, the rates are not sensitive to the sign of Δm . However, when a regenerator is placed closely behind the production target, a produced K^0 with the state $\Psi(0) = K_L^0 + K_S^0$ is in the state $\Psi(t) = K_L^0(t) + K_S^0(t) + \rho K_S^0(t - t_2)$ for $t > t_2$, where t_2 is the time at the exit of the regenerator. This leads to an interference term that contains $\cos \Delta m t$ and $\sin \Delta m t$ even for $\phi_\rho = 0$.

Decays into a CP eigenstate f from the state $K_L^0 + \rho K_S^0$ with amplitudes

$$A = \langle f | D | K_S^0 \rangle, \quad A_L = \langle f | D | K_L^0 \rangle \quad (94)$$

need a CP-violating description. Introducing the CP-violating parameter

$$\eta = \frac{\langle f | D | K_L^0 \rangle}{\langle f | D | K_S^0 \rangle}, \quad (95)$$

they have the rate

$$\begin{aligned} N_f &= |A_L e^{-im_L t - \Gamma_L t/2} + \rho A e^{-im_S t - \Gamma_S t/2}|^2 \\ &= |A|^2 [|\eta|^2 e^{-\Gamma_L t} + |\rho|^2 e^{-\Gamma_S t} + 2|\eta||\rho| \cos(\Delta m t + \phi_\rho - \phi_\eta) e^{-\Gamma t}]. \end{aligned} \quad (96)$$

The time dependence of the rate allows to determine the CP-violating amplitude ratio η in modulus and phase. The phase determination requires knowledge of ϕ_ρ , either from semileptonic decay rates or from analyses of K-nucleon scattering.

5.3 Two-pion Decays, the Dominant Contribution to Unitarity

The CP-violation discovery experiment [19] found $\mathcal{B}(K_L^0 \rightarrow \pi^+\pi^-) = 1.6 \times 10^{-3} \pm 20\%$ assuming a value of 0.8 for the ratio of charged decays/all decays. Here and in all following discussions, \mathcal{B} denotes the decay fraction. The result gives the modulus of the parameter

$$\eta_{+-} = \eta(\pi^+\pi^-) = \frac{\langle \pi^+\pi^- | D | K_L^0 \rangle}{\langle \pi^+\pi^- | D | K_S^0 \rangle}, \quad (97)$$

$$|\eta_{+-}| = \sqrt{\frac{\Gamma_L \times \mathcal{B}(K_L^0 \rightarrow \pi^+\pi^-)}{\Gamma_S \times \mathcal{B}(K_S^0 \rightarrow \pi^+\pi^-)}} = (2.0 \pm 0.2) \cdot 10^{-3}. \quad (98)$$

The phase of η_{+-} is found from the time-dependent rate of $\pi^+\pi^-$ decays behind a regenerator, as given in Eq. 96. Early experiments at Princeton [54], Brookhaven [55] and CERN [56, 57] and a few more led to a 1968 mean value [58] of

$$\phi_{+-} = \phi(\eta_{+-}) = 65^\circ \pm 11^\circ. \quad (99)$$

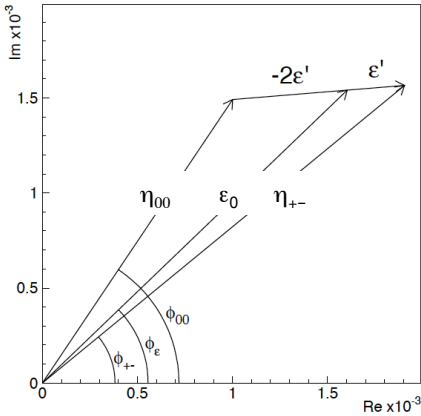


Figure 7: The Wu-Yang triangle [61] relating the parameters η_{+-} , η_{00} , ϵ_0 and ϵ' .

CP violation in the decay $K_L^0 \rightarrow \pi^0\pi^0$ was observed in 1967 by J. M. Gaillard et al. at CERN [59] and by J. W. Cronin et al. at Princeton [60]. These and other early experiments suffered from high background; the 1968 best value for the modulus of

$$\eta_{00} = \eta(\pi^0\pi^0) = \frac{\langle \pi^0\pi^0 | D | K_L^0 \rangle}{\langle \pi^0\pi^0 | D | K_S^0 \rangle}, \quad (100)$$

was approximately $(4 \pm 1) \times 10^{-3}$. No information on

$$\phi_{00} = \phi(\eta_{00}) \quad (101)$$

was available until 1970. The standard phenomenology, following T. T. Wu and C. N. Yang [61], relates η_{+-} and η_{00} to the parameters ϵ_0 and ϵ' defined by the isospin-0 and isospin-2 states of the $\pi\pi$ system:

$$\epsilon_0 = \frac{\langle \pi\pi, I=0 | D | K_L^0 \rangle}{\langle \pi\pi, I=0 | D | K_S^0 \rangle}, \quad \epsilon' = \frac{1}{\sqrt{2}} \frac{\langle \pi\pi, I=2 | D | K_L^0 \rangle}{\langle \pi\pi, I=0 | D | K_S^0 \rangle}. \quad (102)$$

The “experimental” phenomenology [25] uses

$$\epsilon_0 = \frac{2\eta_{+-} + \eta_{00}}{3}, \quad \epsilon' = \frac{\eta_{+-} - \eta_{00}}{3}, \quad \eta_{+-} = \epsilon_0 + \epsilon', \quad \eta_{00} = \epsilon_0 - 2\epsilon', \quad (103)$$

and both definitions are identical if $\omega = \langle \pi\pi, I=2 | D | K_S^0 \rangle / \langle \pi\pi, I=0 | D | K_S^0 \rangle = 0$. Since $|\omega| \approx 0.045$, see Section 6.1, the definitions differ only slightly, and we will use Eq. 103 for all discussions in this Review. The relation between ϵ_0 , ϵ' , η_{+-} and η_{00} is shown by the “Wu-Yang triangle” in Fig. 7.

Measurements of the four quantities $|\eta_{+-}|$, ϕ_{+-} , $|\eta_{00}|$ and ϕ_{00} determine modulus and phase of ϵ_0 . If the two $\pi\pi$ modes dominate the sum $\sum_{i=1}^N \langle f_i | D | K_S^0 \rangle^* \langle f_i | D | K_L^0 \rangle$, the phase $\phi(\epsilon_0)$ must be $\sim 45^\circ$ or

225° in the case of CPT symmetry and $\sim 135^\circ$ or 315° in the case of T symmetry. This consequence of the Bell-Steinberger relation is easily demonstrated: Introducing α_i by

$$\langle f_i | D | K_S^0 \rangle^* \langle f_i | D | K_L^0 \rangle = \alpha_i \times \Gamma_S , \quad (104)$$

i. e. $\alpha_i = \eta_i \times \mathcal{B}(K_S^0 \rightarrow f_i)$ for the states $\pi^+\pi^-$ and $\pi^0\pi^0$, and approximating $\mathcal{B}(K_S^0 \rightarrow \pi^+\pi^-) = 2/3$, $\mathcal{B}(K_S^0 \rightarrow \pi^0\pi^0) = 1/3$ and $\mathcal{B}(\text{all other modes}) = 0$, we obtain for Eq. 88:

$$\sum \alpha_i = (2\eta_{+-} + \eta_{00})/3 = \epsilon_0 , \quad (105)$$

$$\text{Re } \epsilon - i \text{Im } \delta = \frac{\epsilon_0}{1 + \Gamma_L/\Gamma_S + 2i\Delta m/\Gamma_S} . \quad (106)$$

Since $\Gamma_L \ll \Gamma_S$, the requirement of $\text{Re } \epsilon = 0$ for T symmetry leads to

$$\epsilon_0 = -i \text{Im } \delta (1 + 2i\Delta m/\Gamma_S) , \quad \phi(\epsilon_0) = \text{atan}(-\Gamma_S/2\Delta m) = 133^\circ \text{ or } 313^\circ , \quad (107)$$

and the requirement of $\delta = 0$ for CPT symmetry to

$$\epsilon_0 = \text{Re } \epsilon (1 + 2i\Delta m/\Gamma_S) , \quad \phi(\epsilon_0) = \text{atan}(+2\Delta m/\Gamma_S) = 43^\circ \text{ or } 223^\circ . \quad (108)$$

Determination of $\phi(\epsilon_0)$ requires both η_{+-} and η_{00} with both modulus and phase. As already stated above, no conclusion on the validity of CPT or T symmetry could be drawn from the data around 1968 without a measurement of ϕ_{00} , as quantitatively shown by R. C. Casella [62].

5.4 The First Measurement of ϕ_{00}

The phase ϕ_{00} of η_{00} has been determined by J. C. Chollet et al. at CERN [63] in an experiment with optical spark chambers using a neutral beam with K_L^0 momenta between 1.5 and 3 GeV/c and a Cu regenerator of 12 cm thickness. About 54 000 events with four converted photons were found by scanning the ~ 240 000 recorded photographs. All these events were measured on hand-operated image-plane digitizers determining conversion point, direction and energy of each shower. After kinematical fits of the $K \rightarrow \pi^0\pi^0$ hypothesis to the measured events, all events within wide selection criteria were re-scanned by physicists. After the final selection criteria, about 600 events remained with measured lifetimes between -2 and $16 \tau_S$. The lifetime resolution was $0.8 \tau_S$ [64], and the measured-lifetime distribution is shown in Fig. 8. A fit of the expected distribution in Eq. 96, modified for efficiency and resolution, gives $|\eta_{00}/\rho|$ and $\phi_{00} - \phi_\rho$. Because of uncertainties in the regeneration amplitude, ref. [63] quotes only $|\eta_{00}| = (1.23 \pm 0.24) \times 10^{-3} \times (f - \bar{f})/p_0$ at $p_0 = 2 \text{ GeV}/c$.

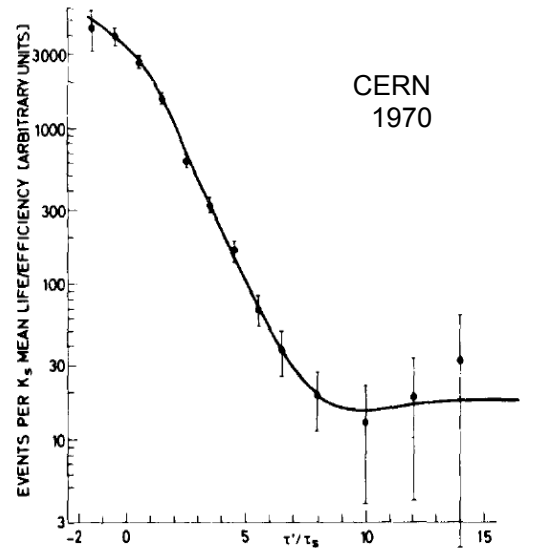


Figure 8: Lifetime distributions of $\pi^0\pi^0$ events from neutral Kaons behind a Cu regenerator [63].

The part ϕ_L of the regeneration phase is precisely known for $L = 12$ cm and the nuclear part had been measured to be $\phi_f = (-46.5 \pm 4.4)^\circ$. The fit result for the phase of η_{00} is

$$\phi_{00} = 51^\circ \pm 30^\circ . \quad (109)$$

A preliminary result of the ϕ_{00} experiment was presented in January 1969 [64], together with the evidence for $\text{Re } \epsilon \neq 0$, i.e. for T violation in $K^0\bar{K}^0$ transitions. The question remained if CPT symmetry is also broken and how big its contribution to CP violation could be. The answer was given by using the Bell-Steinberger unitarity relation, and the group performed this analysis in the time between the preliminary and the final result.

5.5 The First Bell-Steinberger Analysis

Starting from the unitarity relation in Eq. 88 and using the parameters α_i as defined in Eq. 104, the analysis for determining the T- and CPT-violating contributions to CP violation in $K^0\bar{K}^0$ transitions has to use

$$\text{Re } \epsilon - i \text{Im } \delta = \frac{\sum \alpha_i}{1 + \Gamma_L/\Gamma_S + 2i\Delta m/\Gamma_S} , \quad (110)$$

where the sum runs over all final states which are reached from both K_S^0 and K_L^0 . Taking into account all essential final states, $\pi^+\pi^-$, $\pi^0\pi^0$, 3π and $\pi^\mp\ell^\pm\nu$ with $\ell = e$ or μ , results for $\text{Re } \epsilon$ and $\text{Im } \delta$ have been obtained in 1970 by the CERN group [65] measuring ϕ_{00} . In addition to their measurement $\phi_{00} = 51^\circ \pm 30^\circ$, they used $|\eta_{00}| = (3.3 \pm 0.6) 10^{-3}$, $|\eta_{+-}| = (1.92 \pm 0.05) 10^{-3}$ and $\phi_{+-} = 44^\circ \pm 5^\circ$. As already discussed in Section 5.3, these four experimental results dominate the inputs for the Bell-Steinberger relation; the two uncorrelated inputs for $\alpha_{\pi\pi}$ were

$$\text{Re } \alpha_{\pi\pi} + \text{Im } \alpha_{\pi\pi} = (3.36 \pm 0.32) 10^{-3} , \quad (111)$$

$$\text{Re } \alpha_{\pi\pi} - \text{Im } \alpha_{\pi\pi} = (-0.13 \pm 0.73) 10^{-3} , \quad (112)$$

$$\text{with } \alpha_{\pi\pi} = \alpha(\pi^+\pi^-) + \alpha(\pi^0\pi^0) . \quad (113)$$

All other α_i values were compatible with zero, but some of their uncertainties are large. For $K_{3\pi}$ decays with $f = \pi^+\pi^-\pi^0$ and $3\pi^0$, an experiment [66] with 71 decays $K^0, \bar{K}^0 \rightarrow \pi^+\pi^-\pi^0$ had determined

$$\langle \pi^+\pi^-\pi^0 | D | K_S^0 \rangle / \langle \pi^+\pi^-\pi^0 | D | K_L^0 \rangle = 0.05 \pm 0.30 + i(-0.15 \pm 0.45) . \quad (114)$$

Assuming that all 3π decays ($\pi^+\pi^-\pi^0$ and $3\pi^0$) are in the state with isospin $I = 1$, i. e. no decays with $\Delta I = 5/2$ into 3π with $I = 3$, and using $\Gamma(K_L^0 \rightarrow \text{all } 3\pi)/\Gamma_S = 5.5 \times 10^{-4}$, leads to

$$\alpha_{3\pi} = (0.03 \pm 0.17) 10^{-3} + i(0.08 \pm 0.25) 10^{-3} . \quad (115)$$

For $K_{\ell 3}$ decays, the group re-analyzed two experiments [67, 68] without imposing CPT invariance by using four parameters related to the real and imaginary parts of x_+ and x_- , introduced later, see Section 6, resulting in

$$\alpha_{\pi\ell\nu} = (-0.24 \pm 0.21) 10^{-3} + i(0.09 \pm 0.34) 10^{-3} . \quad (116)$$

Adding the 3π and $\pi\ell\nu$ contributions and using $2\Delta m/\Gamma_S = 0.94$ gives

$$\begin{aligned} \sum \alpha &= \alpha_{\pi\pi} + (-0.21 \pm 0.27) 10^{-3} + i(0.17 \pm 0.42) 10^{-3} , \\ \text{Re } \epsilon &= 0.53 \text{Re } \sum \alpha + 0.50 \text{Im } \sum \alpha = (1.68 \pm 0.30) 10^{-3} , \\ \text{Im } \delta &= 0.50 \text{Re } \sum \alpha - 0.53 \text{Im } \sum \alpha = (-0.30 \pm 0.45) 10^{-3} . \end{aligned} \quad (117)$$

The result for $\text{Re } \epsilon$ was a first proof of T violation in particle physics, with a significance of about 5σ . The result for $\text{Im } \delta$ showed that there is no CPT violation in $K^0 \bar{K}^0$ transitions, with an uncertainty of about one third of the observed violation of CP and T.

Since $\text{Im } \epsilon$ is not an observable, it should be noted that the (historical) quantity in the analysis was defined by “ $\text{Im } \epsilon$ ” = $\text{Im}(\epsilon_0 + \delta)$. The observable parameter $\text{Re } \delta$ could not be determined since the overlap $\langle K_S^0 | K_L^0 \rangle$ in the unitarity relation is only sensitive to $\text{Im } \delta$. Instead of $\text{Re } \delta$, the analysis determined the real part of

$$\tilde{\delta} = \delta + \frac{|\bar{A}_0| - |A_0|}{|\bar{A}_0| + |A_0|} \quad \text{with} \quad A_0 = \langle \pi\pi, I = 0 | D | K^0 \rangle, \quad \bar{A}_0 = \langle \pi\pi, I = 0 | D | \bar{K}^0 \rangle. \quad (118)$$

The result was $\text{Re } \tilde{\delta} = (0.07 \pm 0.43) 10^{-3}$, showing that this sum of two phase-convention independent and CPT-symmetry testing quantities was compatible with zero. The first determination of $\text{Re } \delta$ independent of $|\bar{A}_0/A_0|$ was presented by CPLEAR in 1999 as discussed later.

5.6 Bell-Steinberger Updates and Present Precision Results

With more and more precise measurements appearing, the Bell-Steinberger unitarity analysis has been repeated many times. The following overview is not complete but presents some milestones for the increasing precision of $\text{Re } \epsilon$ and $\text{Im } \delta$.

5.6.1 Cronin 1980

In his Nobel lecture [69], J. Cronin updated the determination of $\text{Re } \epsilon$ and $\text{Im } \delta$ with four considerably improved input values for $\alpha_{\pi\pi}$. Three of them, $|\eta_{+-}| = (2.27 \pm 0.02) 10^{-3}$, $|\eta_{00}| = (2.32 \pm 0.09) 10^{-3}$ and $\phi_{+-} = 44.7^\circ \pm 1.2^\circ$, were the result of a large number of experiments between 1970 and 1980, whereas the fourth, $\phi_{00} = 56^\circ \pm 6^\circ$, was essentially the result of a single experiment [70]. The progress in the precision of $\alpha_{3\pi}$ and $\alpha_{\pi\ell\nu}$ was smaller, the sum of both had reached $(0.14 \pm 0.19) 10^{-3} + i(-0.19 \pm 0.25) 10^{-3}$. The results of the analysis were given as linear combinations of real and imaginary parts of ϵ and $\tilde{\delta}$, allowing to extract

$$\text{Re } \epsilon = (1.61 \pm 0.20) 10^{-3}, \quad \text{Im } \delta = (-0.08 \pm 0.17) 10^{-3}. \quad (119)$$

5.6.2 Moscow-Padova 1983

A Moscow-Padova group [71] succeeded in 1983 to measure

$$\eta_{000} = \frac{\langle 3\pi^0 | D | K_S^0 \rangle}{\langle 3\pi^0 | D | K_L^0 \rangle} = -0.08 \pm 0.18 + i(-0.05 \pm 0.27) \quad (120)$$

using a Xenon bubble chamber in a K^+ beam at the ITEP-Moscow proton synchrotron. The result was obtained from the time distribution of 632 identified $3\pi^0$ decays from initial K^0 states produced by charge exchange. This was an essential input for a new Bell-Steinberger analysis, published by the group together with L. B. Okun [72] in the same year. The separately measured CP-violation limits η_{000} and η_{+-0} made the analysis independent of the (well-motivated) assumption that $\Delta I = 5/2$ decays into the $3\pi(I = 3)$ state are negligible. Together with the 1983 best value

$$\eta_{+-0} = \frac{\langle \pi^+ \pi^- \pi^0 | D | K_S^0 \rangle}{\langle \pi^+ \pi^- \pi^0 | D | K_L^0 \rangle} = 0.05 \pm 0.07 + i(0.26 \pm 0.13), \quad (121)$$

the 3π contribution was now [73]

$$\alpha_{3\pi} = (-0.02 \pm 0.07) 10^{-3} + i(-0.04 \pm 0.10) 10^{-3} . \quad (122)$$

The lepton contribution was found to be [73] $\alpha_{\pi\ell\nu} = i(0.01 \pm 0.06) 10^{-3}$, and their final result was

$$\text{Re } \epsilon = (1.62 \pm 0.05) 10^{-3} , \quad \text{Im } \delta = (-0.11 \pm 0.10) 10^{-3} . \quad (123)$$

5.6.3 CPLEAR 1999

The CPLEAR experiment [74] at CERN took data from 1992 to 1996 producing initial K^0 states in the reaction $\bar{p}p \rightarrow K^- \pi^+ K^0$ and \bar{K}^0 states in $\bar{p}p \rightarrow K^+ \pi^- \bar{K}^0$. About 2×10^8 decays into $\pi^+ \pi^-$, $\pi^0 \pi^0$, $\pi e \nu$, $\pi^+ \pi^- \pi^0$ and $3\pi^0$ final states have been collected. The analysis of $\pi^+ \pi^-$ time distributions gave precision results for $|\eta_{+-}|$, ϕ_{+-} and Δm . The analyses of $\pi e \nu$ decays determined results for $\text{Re } \epsilon$, $\text{Re } \delta$, $\text{Im } \delta$ and all five lepton-decay parameters y , $\text{Re } x_+$, $\text{Im } x_+$, $\text{Re } x_-$ and $\text{Im } x_-$, as presented in more detail in Section 6.2. The analyses of the 3π decays determined

$$\eta_{+-0} = (-2 \pm 8) 10^{-3} + i(-2 \pm 9) 10^{-3} , \quad \eta_{000} = 0.18 \pm 0.15 + i(0.15 \pm 0.20) , \quad (124)$$

and it also determined the fraction of CP-allowed decays into the $\pi^+ \pi^- \pi^0$ final state with $I = 0$, $\mathcal{B} = (2.5_{-1.0}^{+1.3} \pm 0.6) 10^{-7}$. In contrast to the A_T asymmetry in Eq. 74, the measured asymmetry with $\pi\ell\nu$ decays,

$$A_T^{exp} = \frac{N(\bar{K}^0 \rightarrow \pi^- e^+ \nu) - N(K^0 \rightarrow \pi^+ e^- \nu)}{N(\bar{K}^0 \rightarrow \pi^- e^+ \nu) + N(K^0 \rightarrow \pi^+ e^- \nu)} = 4(\text{Re } \epsilon - y - \text{Re } x_-) + f(t; \text{Re } x_-, \text{Im } x_+) , \quad (125)$$

is time-dependent, with vanishing f for large times t , and including a contribution of $-2(y + \text{Re } x_-)$ from experimentally necessary normalisation factors. Assuming CPT symmetry in the $\pi e \nu$ decay amplitudes, $y = x_- = 0$, two results were given in 1998 [75], first the average for times from 1 to $20 \tau_S$,

$$\langle A_T^{exp}(t) \rangle = 4\text{Re } \epsilon + \langle f(t; \text{Im } x_+) \rangle = (6.6 \pm 1.3 \pm 1.0) 10^{-3} , \quad (126)$$

and second the result from a two-parameter time-dependent fit,

$$4\text{Re } \epsilon = (6.2 \pm 1.4 \pm 1.0) 10^{-3} , \quad \text{Im } x_+ = (1.2 \pm 1.9 \pm 0.9) 10^{-3} . \quad (127)$$

Since $\text{Im } x_+$ is also T-violating, the result in Eq. 126 violates T symmetry with a significance of 4 to 5 standard deviations, and the value of $\text{Re } \epsilon$ in Eq. 127 was in perfect agreement with the so-far reached values from the Bell-Steinberger analyses. The CPLEAR group called their results ‘‘First direct observation of time-reversal non-invariance in the neutral-kaon system’’, using ‘‘direct T violation’’ for motion-reversal violation as defined in Subsections 3.2 and 3.3 of this Review.

The CPLEAR $\pi e \nu$ data were also used in 1998 for the first determination of $\text{Re } \delta$ [76] independent of possible CPT violations in $\pi\pi$ and $\pi e \nu$ decay amplitudes. This will be presented in Subsection 5.7.

The Bell-Steinberger analysis of CPLEAR, using the world averages of 1999 for all input values, was presented in Ref. [77]. Since

$$\alpha_{\pi\ell\nu} = 2(\text{Re } \epsilon + \text{Im } \delta - y - i \text{Im } x_+) \times \mathcal{B}(K_L^0 \rightarrow \pi\ell\nu) \Gamma_L / \Gamma_S , \quad (128)$$

the analysis performed a combined fit to the unitarity relation in Eq. 110, to the CPLEAR $\pi e \nu$ data and to the 1999 best value of the asymmetry

$$\Delta_L = \frac{N(K_L^0 \rightarrow \pi^- \ell^+ \nu) - N(K_L^0 \rightarrow \pi^+ \ell^- \nu)}{N(K_L^0 \rightarrow \pi^- \ell^+ \nu) + N(K_L^0 \rightarrow \pi^+ \ell^- \nu)} = (3.27 \pm 0.12) \times 10^{-3} = 2 \text{Re } (\epsilon - \delta - y - x_-) , \quad (129)$$

resulting in

$$\begin{aligned}
\text{Re } \epsilon &= (1.649 \pm 0.025) \times 10^{-3} , \\
\text{Im } \delta &= (0.024 \pm 0.050) \times 10^{-3} , \\
\text{Re } \delta &= (0.24 \pm 0.27) \times 10^{-3} .
\end{aligned} \tag{130}$$

The result on $\text{Re } \delta$ is slightly more precise than that obtained from the $\pi e \nu$ data alone, see Subsection 5.7. The fit also gave $y + \text{Re } x_- = (-0.2 \pm 0.3) 10^{-3}$, showing that the CPT-violating contributions to the A_T^{exp} asymmetries in Eqs. 126 and 127 are negligible.

5.6.4 KLOE 2006

The KLOE experiment at Frascati took data from 2000 to 2006. In the reaction $e^+e^- \rightarrow \phi \rightarrow$ two entangled neutral Kaons, they collected 2.5×10^9 $K^0\bar{K}^0$ pairs with decays into all essential final states. Since the entangled state from the ϕ -meson decay is

$$\frac{K^0\bar{K}^0 - \bar{K}^0K^0}{\sqrt{2}} = \frac{K_S^0K_L^0 - K_L^0K_S^0}{\sqrt{8pq}} = \frac{K_S^0K_L^0 - K_L^0K_S^0}{\sqrt{2}} \text{ within } o(|\epsilon|^2) , \tag{131}$$

the experiment could examine very rare K_S^0 decays by tagging with K_L^0 decays. An example is the 2013 search for $K_S^0 \rightarrow 3\pi^0$ decays [78] with the so-far best limit on η_{000} . Precision results were obtained for essentially all decay modes of K_S^0 and K_L^0 including $\pi e \nu$ and $\pi \mu \nu$ decay parameters and form factors.

The 2006 Bell-Steinberger update of the KLOE group together with G. D'Ambrosio and G. Isidori [79] profited from many of KLOE's precision results. Their unitarity relation including their definition of α_i ,

$$\left(\frac{\Gamma_S + \Gamma_L}{\Gamma_S - \Gamma_L} + i \frac{2\Delta m}{\Gamma_S - \Gamma_L} \right) \left(\frac{\text{Re } \epsilon}{1 + |\epsilon|^2} - i \text{Im } \delta \right) = \frac{\sum_i \alpha_i \Gamma_S}{\Gamma_S - \Gamma_L} , \tag{132}$$

is identical with that of all earlier analyses described in this review. The only difference is the explicit appearance of $1 + |\epsilon|^2$ which becomes relevant when the error of $\text{Re } \epsilon$ gets smaller than 10^{-8} ; see the remark above Eq. 61.

The dominant two-pion contributions,

$$\alpha_f = \sqrt{\mathcal{B}(K_S^0 \rightarrow f) \mathcal{B}(K_L^0 \rightarrow f)} \Gamma_L / \Gamma_S e^{i\phi_f} , \tag{133}$$

with $f = \pi^+\pi^-(\gamma)$ including bremsstrahlung photons with an energy below 20 MeV and $f = \pi^0\pi^0$ were determined with the 2006 best values for Γ_S , $\mathcal{B}(K_L^0 \rightarrow \pi^0\pi^0)/\mathcal{B}(K_L^0 \rightarrow \pi^+\pi^-)$, ϕ_{+-} and ϕ_{00} and with all other input values from KLOE, resulting in

$$\begin{aligned}
\alpha_{\pi^+\pi^-} &= [(1.115 \pm 0.015) + i(1.055 \pm 0.015)] \times 10^{-3} , \\
\alpha_{\pi^0\pi^0} &= [(0.489 \pm 0.007) + i(0.468 \pm 0.007)] \times 10^{-3} .
\end{aligned} \tag{134}$$

The α value for $\pi^+\pi^-\gamma$ with direct photon emission was estimated to be below 10^{-6} using published measurements and a Monte-Carlo extrapolation. For $f = \pi^+\pi^-\pi^0$ and $3\pi^0$, the η_{+-0} value was taken from CPLEAR and $|\eta_{000}|$ from KLOE's own 2006 value. For $\alpha_{\pi\ell\nu}$, see Eq. 128, the contribution of $\text{Re } \epsilon$ and y was replaced by $\text{Re } \epsilon - y = (\Delta_L + \Delta_S)/4$, where $\Delta_{L,S}$ are the semileptonic charge asymmetries, as defined in Eq. 129 for K_L^0 and analogously for K_S^0 . The contribution of $\text{Im } x_+$ was taken from CPLEAR, and the contribution of $\text{Im } \delta$ has to be moved to the left-hand side of the unitarity relation in Eq. 110, leaving $\tilde{\alpha}_{\pi\ell\nu}$ on the right-hand side,

$$\tilde{\alpha}_{\pi\ell\nu} = \alpha_{\pi\ell\nu} - 2 \text{Im } \delta \times \mathcal{B}(K_L^0 \rightarrow \pi\ell\nu) \Gamma_L / \Gamma_S , \tag{135}$$

The results of KLOE's analysis are

$$\text{Re } \epsilon = (159.6 \pm 1.3) \times 10^{-5}, \quad \text{Im } \delta = (0.4 \pm 2.1) \times 10^{-5}, \quad (136)$$

with a weak correlation of $\rho = -0.17$. The analysis determines also $\text{Re } \delta$ fitting time distributions and constraining by $\Delta_S - \Delta_L$. The result, $\text{Re } \delta = (0.23 \pm 0.27) \times 10^{-3}$, is essentially equal to that of the CPLEAR analysis, see Eq. 130. The results for $\text{Re } \epsilon$ and $\text{Im } \delta$ show considerable improvement.

5.6.5 Particle Data Group 2013

For the Review of Particle Properties by the Particle Data Group [13], M. Antonelli and G. D'Ambrosio have updated the 2006 Bell-Steinberger analysis [79] using 2013 values for all inputs. The most important changes concern $\alpha_{\pi\pi}$ from KTeV at FNAL [46], see Section 6, and $\alpha_{3\pi^0}$ from the 2013 result of KLOE [78]. The complete list of inputs is given in Table 1. With these updates, the authors obtain

$$\begin{aligned} \text{Re } \epsilon &= (161.1 \pm 0.5) \times 10^{-5}, \\ \text{Im } \delta &= (-0.7 \pm 1.4) \times 10^{-5}, \end{aligned} \quad (137)$$

with a correlation of $\rho = +0.09$. The error on $\text{Re } \epsilon$ improved by a factor of 2.6, on $\text{Im } \delta$ by 1.5. Also

$$\text{Re } \delta = (0.24 \pm 0.23) \times 10^{-3}, \quad (138)$$

shows a slight improvement. Using the definition in Eq. 65, results for the CPT-testing differences $\delta m = m(\bar{K}^0) - m(K^0)$ and $\delta\Gamma = \Gamma(\bar{K}^0) - \Gamma(K^0)$ can be obtained from $\text{Re } \delta$, $\text{Im } \delta$ as shown in Fig. 9 with $\Delta M = -\delta m$ and $\Delta\Gamma = -\delta\Gamma$. The correlation between δm and $\delta\Gamma$ is large since the errors on $\text{Re } \delta$ and $\text{Im } \delta$ differ by a large factor of 16. From the figure, we can read

$$-2 \times 10^{-18} < \delta m < +6 \times 10^{-18} \text{ GeV}, \quad -12 \times 10^{-18} < \delta\Gamma < +4 \times 10^{-18} \text{ GeV} \quad \text{at 95\% C.L.} \quad (139)$$

The authors quote only the result with the constraint $\delta\Gamma = 0$.

$$-4 \times 10^{-19} < \delta m < +4 \times 10^{-19} \text{ GeV} \quad \text{at 95\% C.L.} \quad (140)$$

Figure 9: Likelihood contours for $-\delta m$ vs. $-\delta\Gamma$ [13]. The outer two and inner two dashed lines correspond to Eq. 139 (no constraint on $\delta\Gamma$) and Eq. 140 ($\delta\Gamma = 0$), respectively.

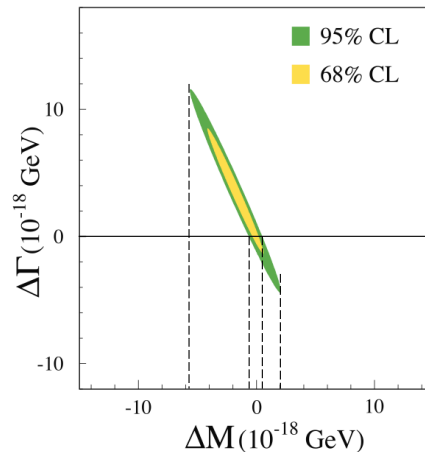


Table 1: Inputs for the 2013 Bell-Steinberger analysis [13]. The last line gives $\tilde{\alpha}_{\pi\ell\nu}$ as defined in Eq. 135.

f_i	$\text{Re } \alpha_i [10^{-6}]$	$\text{Im } \alpha_i [10^{-6}]$
$\pi^+\pi^-$	1112 ± 10	1061 ± 10
$\pi^0\pi^0$	493 ± 5	471 ± 5
$\pi^+\pi^-\pi^0$	0 ± 2	0 ± 2
$\pi^0\pi^0\pi^0$	0 ± 1	0 ± 1
$\pi\ell\nu$	-2 ± 5	1 ± 5

5.7 The First Determination of $\text{Re } \delta$

When presenting A_T with the determination of $\text{Re } \epsilon$ in 1998 [75], see Subsection 5.6.3, the CPLEAR group also published their analysis of A_{CPT} with the first determination of $\text{Re } \delta$ independent of any other CPT- or T-violating parameters [76]. The asymmetry A_{CPT} , as introduced in Eq. 73, is time-dependent and sensitive to $\text{Re } \delta$ and $\text{Im } \delta$. For large times $t \gg \tau_S$, $A_{CPT} = 4 \text{Re } \delta$. Using their $\pi e \nu$ events, CPLEAR could have measured

$$A_{CPT}^{exp} = \frac{N(\bar{K}^0 \rightarrow \pi^+ e^- \nu) - N(K^0 \rightarrow \pi^- e^+ \nu)}{N(\bar{K}^0 \rightarrow \pi^+ e^- \nu) + N(K^0 \rightarrow \pi^- e^+ \nu)} = 4 \text{Re } \delta + 2y + 2 \text{Re } x_- + f(t) , \quad (141)$$

but this depends on y and x_- in addition to $\text{Re } \delta$. They, therefore, determined the quantity

$$\begin{aligned} A_\delta &= \frac{N(\bar{K}^0 \rightarrow \pi^- e^+ \nu) - N(K^0 \rightarrow \pi^+ e^- \nu)(1 + 4 \text{Re } \eta_{+-})}{N(\bar{K}^0 \rightarrow \pi^- e^+ \nu) + N(K^0 \rightarrow \pi^+ e^- \nu)(1 + 4 \text{Re } \eta_{+-})} \\ &+ \frac{N(\bar{K}^0 \rightarrow \pi^+ e^- \nu) - N(K^0 \rightarrow \pi^- e^+ \nu)(1 + 4 \text{Re } \eta_{+-})}{N(\bar{K}^0 \rightarrow \pi^+ e^- \nu) + N(K^0 \rightarrow \pi^- e^+ \nu)(1 + 4 \text{Re } \eta_{+-})} = 8 \text{Re } \delta + f(t) , \end{aligned} \quad (142)$$

with $\text{Re } \eta_{+-} = \text{Re } \epsilon - \text{Re } \delta$ and f vanishing for $t \gg \tau_S$. For large values of t , this quantity is strictly independent of all parameters with the exception of $\text{Re } \delta$, and CPLEAR found, using their own $\pi^+ \pi^-$ data for $\text{Re } \eta_{+-}$,

$$\text{Re } \delta = (0.30 \pm 0.33 \pm 0.06) \times 10^{-3} . \quad (143)$$

The error is slightly larger than that in Eq. 130 obtained one year later using unitarity.

6 $K_{\pi\pi}$ and $K_{\pi\ell\nu}$ Decay Parameters

In this Section we discuss the results and symmetry properties of all parameters for the description of decays $K^0, \bar{K}^0 \rightarrow \pi\pi$ and $K^0, \bar{K}^0 \rightarrow \pi\ell\nu$.

6.1 Decays into $\pi\pi$

The CP-violating amplitude ratios η_{+-} and η_{00} for $\pi^+ \pi^-$ and $\pi^0 \pi^0$ decays have been introduced in Eqs. 97 and 100. Eqs. 102 and 103 relate them to the amplitude ratios ϵ_0 and ϵ' for $\pi\pi, I = 0$ and $\pi\pi, I = 2$ decays, respectively. Before reporting the most precise experimental results, let us look at the symmetry properties of ϵ_0 and ϵ' using the $\pi\pi$ amplitudes for $I = 0$ and 2,

$$A_I = \langle \pi\pi, I | D | K^0 \rangle = a_I \times e^{i\delta_I} , \quad \bar{A}_I = \langle \pi\pi, I | D | \bar{K}^0 \rangle = a_I^* \times e^{i\delta_I} , \quad (144)$$

where a_I are the weak amplitudes and δ_I the scattering phases of final-state interactions [40].

For the phase of ϵ_0 , CPT symmetry requires

$$\phi(\epsilon_0) = \arctan(-2\Delta m / \Delta\Gamma) = \phi_W = 43.45^\circ \pm 0.06^\circ . \quad (145)$$

This phase is historically called ‘‘superweak phase’’ following L. Wolfenstein’s hypothesis [80] of a superweak explanation of CP violation. Since this hypothesis has been falsified, it could be called ‘‘unitarity phase’’ or Wolfenstein phase ϕ_W . The proof for the condition in Eq. 145 follows from the unitarity relation $\Gamma_{12} = A_0^* \bar{A}_0$, Eq. 82 with dominance of A_0 and \bar{A}_0 . The full expression for Γ_{12} gives

the same result within the quoted errors. Inserting the K_L^0 and K_S^0 states into the definition of ϵ_0 , we obtain

$$\epsilon_0 = \frac{1 - \delta - (1 + \delta)\lambda_0}{1 + \delta + (1 - \delta)\lambda_0} \text{ with } \lambda_0 = \frac{q\bar{A}_0}{pA_0}. \quad (146)$$

CPT symmetry requires $|\bar{A}_0/A_0| = 1$ and $\delta = 0$. The two conditions lead to

$$\bar{A}_0/A_0 = \sqrt{\bar{A}_0 A_0^*/(A_0 \bar{A}_0^*)} = \sqrt{\Gamma_{12}/\Gamma_{12}^*}, \quad (147)$$

and with q/p from Eq. 66

$$\lambda_0 = \sqrt{\frac{2m_{12}^*\Gamma_{12} - i\Gamma_{12}^*\Gamma_{12}}{2m_{12}\Gamma_{12}^* - i\Gamma_{12}\Gamma_{12}^*}} = \sqrt{\frac{-2(m_{12}/\Gamma_{12})^* + i}{-2(m_{12}/\Gamma_{12}) + i}}. \quad (148)$$

Setting

$$-2m_{12}/\Gamma_{12} = R e^{i\phi} = R(1 + i\phi) \text{ with } \phi \ll 1, \quad (149)$$

we obtain

$$\begin{aligned} \lambda_0 &= \sqrt{\frac{R(1 - i\phi) + i}{R(1 + i\phi) + i}} = 1 - \phi \frac{iR}{R + i}, \quad \epsilon_0 = \frac{1 - \lambda_0}{1 + \lambda_0} = \frac{\phi}{2} \frac{iR}{R + i}, \\ \phi(\epsilon_0) &= \phi(1 + iR) = \arctan(2|m_{12}|/|\Gamma_{12}|) = \arctan(-2\Delta m/\Delta\Gamma). \end{aligned} \quad (150)$$

The requirement of CPT symmetry for the phase of ϵ' is obtained from the definition in Eq. 102 using $\delta = 0$ and the approximation $\lambda_0 = 1 + o(10^{-3}) \approx 1$ [25]:

$$\begin{aligned} \epsilon' &= \frac{1}{\sqrt{2}} \frac{p a_2 - q a_2^* e^{i\delta_2}}{p a_0 + q a_0^* e^{i\delta_0}} = \frac{e^{i(\delta_2 - \delta_0)}}{\sqrt{2}} \frac{a_2}{a_0} \frac{1 - \lambda_2}{1 + \lambda_0} \\ &= \frac{e^{i(\delta_2 - \delta_0)}}{\sqrt{2}} \left(\frac{a_2}{2a_0} - \frac{a_2^*}{2a_0^*} \right) = \frac{i}{\sqrt{2}} \text{Im} \frac{a_2}{a_0} e^{i(\delta_2 - \delta_0)}, \\ \phi(\epsilon') &= \pi/2 + \delta_2 - \delta_0 + n\pi = 45^\circ \pm 6^\circ \text{ or } 225^\circ \pm 6^\circ, \end{aligned} \quad (151)$$

using $a_2\lambda_2/a_0 = \lambda_0 a_2^*/a_0^* \approx a_2^*/a_0^*$, and taking $\delta_2 - \delta_0$ from Ref. [81].

A third complex amplitude ratio in $\pi\pi$ decays of Kaons is

$$\omega = \frac{\langle \pi\pi, I = 2 | D | K_S^0 \rangle}{\langle \pi\pi, I = 0 | D | K_S^0 \rangle}. \quad (152)$$

Neutral-Kaon decays are only sensitive to $\text{Re}\omega$. Including isospin-breaking effects and with $|\omega| \ll 1$, the branching ratio $\mathcal{B}_{+-}/\mathcal{B}_{00} = |\langle \pi^+\pi^- | D | K_S^0 \rangle / \langle \pi^0\pi^0 | D | K_S^0 \rangle|^2$ is calculated to be [25]

$$\mathcal{B}_{+-}/\mathcal{B}_{00} = 1.97(1 + 3\sqrt{2}\text{Re}\omega). \quad (153)$$

The present best values from Eq. 156 for the branching fractions \mathcal{B}_{+-} and \mathcal{B}_{00} give

$$\text{Re}\omega = 0.033. \quad (154)$$

Assuming CPT symmetry, the phase of ω is $\delta_2 - \delta_0$ [25], but this is not needed in the further discussion. The $\pi\pi$ input for the Bell-Steinberger analyses is

$$\alpha_{\pi\pi} = \mathcal{B}_{+-} \eta_{+-} + \mathcal{B}_{00} \eta_{00} = (\mathcal{B}_{+-} + \mathcal{B}_{00}) \times \epsilon_0 + (\mathcal{B}_{+-} - 2\mathcal{B}_{00}) \times \epsilon', \quad (155)$$

with $\mathcal{B}_{+-} + \mathcal{B}_{00} \approx 0.999$ and $\mathcal{B}_{+-} - 2\mathcal{B}_{00} \approx 0.078$, demonstrating the strong dominance of the $I = 0$ contribution.

Precision measurements of η_{+-} , \mathcal{B}_{+-} , η_{00} and \mathcal{B}_{00} test CPT symmetry of the $\pi\pi$ decay amplitudes. The most precise determination of the branching fractions is obtained by KLOE [82, 13],

$$\mathcal{B}_{+-}/\mathcal{B}_{00} = 2.255 \pm 0.005, \quad \mathcal{B}_{+-} = (69.20 \pm 0.05)\%, \quad \mathcal{B}_{00} = (30.69 \pm 0.05)\%. \quad (156)$$

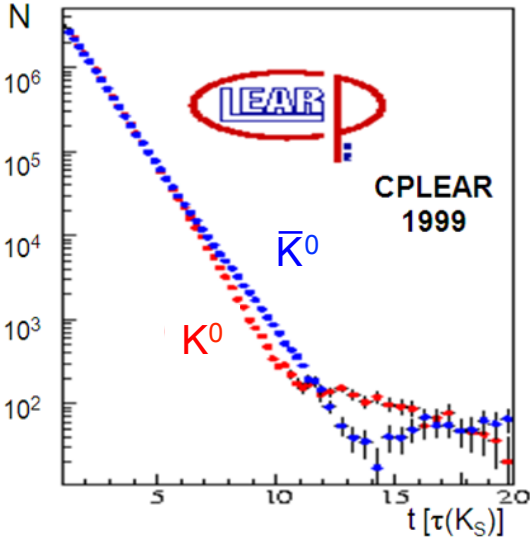


Figure 10: Lifetime distributions of $\pi^+\pi^-$ decays from initial K^0 and \bar{K}^0 states [86].

For $|\eta_{+-}|$, the three experiments KTeV [83], KLOE [84] and NA48 [85] have nearly equal precision. Their results dominate the present best value [13],

$$|\eta_{+-}| = (2.232 \pm 0.011) \times 10^{-3}. \quad (157)$$

The most precise measurement of ϕ_{+-} is that of CPLEAR 1999 [86]. The time dependences of 70×10^6 $\pi^+\pi^-$ decays from initial K^0 and \bar{K}^0 states produced in the reaction $p\bar{p} \rightarrow K^\mp \pi^\pm K^0, \bar{K}^0$ are shown in Fig. 10. The opposite-sign interference term between K_L^0 and K_S^0 decays in the two decay curves does not only give the phase of η_{+-} , it is also a beautiful example for the demonstration of CP violation: Particles and antiparticles have different decay laws, seen without any use of quantum mechanics. CPLEAR obtained $\phi_{+-} = (42.9 \pm 0.6 \pm 0.3)^\circ$, the present best average [13] is

$$\phi_{+-} = (43.4 \pm 0.5)^\circ. \quad (158)$$

For $|\eta_{00}|$, the two competing experiments NA48 at CERN [87] and KTeV at FNAL [46] have reached a precision which definitively allows to conclude that $\epsilon' \neq 0$. For minimizing systematic errors, both measure the double ratio

$$R = \frac{\Gamma(K_L^0 \rightarrow \pi^0\pi^0)}{\Gamma(K_S^0 \rightarrow \pi^0\pi^0)} \bigg/ \frac{\Gamma(K_L^0 \rightarrow \pi^+\pi^-)}{\Gamma(K_S^0 \rightarrow \pi^+\pi^-)} = \left| \frac{\eta_{00}}{\eta_{+-}} \right|^2 = 1 - 6 \operatorname{Re} \frac{\epsilon'}{\epsilon_0}. \quad (159)$$

NA48 uses two parallel beams with K_S^0 from a near and K_L^0 from a far production target, and a common detector with a magnetic spectrometer for the charged and a liquid-Krypton calorimeter for the neutral decays. Their result, combining data from several runs between 1997 and 2001, is

$$\operatorname{Re}(\epsilon'/\epsilon_0) = (1.47 \pm 0.22) \times 10^{-3}. \quad (160)$$

NA 48 does not measure the phase of η_{00} . The KTeV experiment determines $|\eta_{00}/\eta_{+-}|$ and the phases ϕ_{+-} and ϕ_{00} . It uses two parallel K_L^0 beams, one without and one with a lead-scintillator regenerator, and a common detector with a magnetic spectrometer for the charged and a Cesium-Iodide crystal calorimeter for the charged decays. From the time dependences of the two decay modes, they determine

$$\operatorname{Re}(\epsilon'/\epsilon_0) = (2.11 \pm 0.34) \times 10^{-3}, \quad (161)$$

$$\phi_{00} = (44.06 \pm 0.68)^\circ, \quad \phi_{+-} = (43.76 \pm 0.64)^\circ, \quad (162)$$

and, taking into account correlations,

$$\phi(\epsilon_0) = (43.86 \pm 0.63)^\circ, \quad (163)$$

$$\phi_{00} - \phi_{+-} = (0.30 \pm 0.35)^\circ. \quad (164)$$

They separately determine $\text{Re}(\epsilon'/\epsilon_0)$ imposing CPT symmetry, i. e. $\phi(\epsilon_0) = \arctan(-2\Delta m/\Delta\Gamma)$. The result is

$$\text{Re}(\epsilon'/\epsilon_0)_{CPT} = (1.92 \pm 0.21) \times 10^{-3}. \quad (165)$$

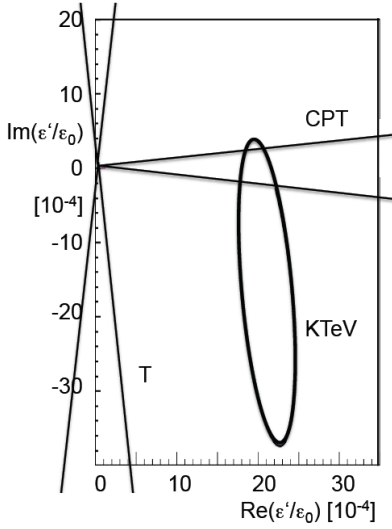


Figure 11: $\Delta\chi^2 = 1$ contour for ϵ'/ϵ_0 measured by KTeV [46]. The two bands marked CPT and T are the allowed regions ($\pm 1\sigma$) for CPT symmetry and T symmetry of ϵ' , respectively. T is violated with $\approx 6\sigma$, CPT is valid within 1σ .

The result for $\phi(\epsilon_0)$ in Eq. 163 agrees with the CPT prediction ϕ_W in Eq. 145 within one standard deviation, ϵ_0 is CP-violating, CPT-symmetric and T-violating. The prediction for T symmetry is not unique and depends on the value of $\text{Im}\delta$.

The phase difference in Eq. 164 determines the phase of ϵ' . As derived in Eq. 151, CPT symmetry requires $\phi(\epsilon') = 45^\circ \pm 6^\circ$ which accidentally coincides with $\phi(\epsilon_0)$, thus ϵ'/ϵ_0 has to be real. The measured phase difference in Eq. 164 shows that it is indeed real, since

$$\text{Im}(\epsilon'/\epsilon_0) = (\phi_{+-} - \phi_{00})/3 = (1.7 \pm 2.0) 10^{-3}. \quad (166)$$

The amplitude $\langle \pi\pi, I = 2|D|K^0 \rangle$ violates CP symmetry, $\epsilon' \neq 0$. It does not violate CPT, so it must violate T. Quantitatively, this is shown in Fig. 11 with only the KTeV data. T symmetry does not predict the phase of ϵ' since this depends on δ and on $a_2 = (|\bar{A}_2| - |A_2|)/(|\bar{A}_2| + |A_2|)$ which is real. Since δ , CPT violation in mixing, has been measured to be very small, we assume $|\delta| \ll |a_2|$ and obtain that the T-symmetry expectation is

$$\phi(\epsilon') = \delta_2 - \delta_0, \quad (167)$$

shown as the vertical “T” band in the Figure. Note that this band shows the ratio of a T-symmetric, CPT-violating value of ϵ' and the measured value of ϵ_0 . The KTeV result [46] is about 6σ away from T-symmetry of ϵ' .

6.2 Decays into $\pi\ell\nu$

The symmetry properties of $\pi\ell\nu$ and $\pi\mu\nu$ decays depend crucially on the “ $\Delta Q/\Delta S$ ” rule, i. e. K^0 states decay only into positive leptons and \bar{K}^0 states only into negative leptons. The rule was first discussed 1957 for hyperon decays by R. P. Feynman and M. Gell-Mann [88]. If it is valid, the only way to break CP symmetry in $\pi\ell\nu$ decays would be CPT violation with

$$y = \frac{|\langle \pi^+ \ell^- \nu | D | \bar{K}^0 \rangle| - |\langle \pi^- \ell^+ \nu | D | K^0 \rangle|}{|\langle \pi^+ \ell^- \nu | D | \bar{K}^0 \rangle| + |\langle \pi^- \ell^+ \nu | D | K^0 \rangle|} = \frac{1}{2} \frac{\Gamma(\bar{K}^0 \rightarrow \pi^+ \ell^- \nu) - \Gamma(K^0 \rightarrow \pi^- \ell^+ \nu)}{\Gamma(\bar{K}^0 \rightarrow \pi^+ \ell^- \nu) + \Gamma(K^0 \rightarrow \pi^- \ell^+ \nu)}, \quad (168)$$

where $|y| \ll 1$ is assumed. In addition to y , there are four more decay parameters, $\text{Re } x_+$, $\text{Im } x_+$, $\text{Re } x_-$ and $\text{Im } x_-$,

$$x = \frac{\langle \pi^- \ell^+ \nu | D | \bar{K}^0 \rangle}{\langle \pi^- \ell^+ \nu | D | K^0 \rangle} , \quad \bar{x} = \frac{\langle \pi^+ \ell^- \nu | D | K^0 \rangle^*}{\langle \pi^+ \ell^- \nu | D | \bar{K}^0 \rangle^*} ,$$

$$x_+ = (x + \bar{x})/2 , \quad x_- = (x - \bar{x})/2 , \quad (169)$$

where all matrix elements are integrated over the full three-body phase space. The y parameter is $\Delta Q/\Delta S$ conserving and CPT-violating, the four x parameters are $\Delta Q/\Delta S$ violating, x_+ is CPT-symmetric, x_- CPT-violating, the two real parts are T-symmetric, and the two imaginary parts are T-violating. Only $\text{Re } x_+$ is CP-conserving, but it violates the $\Delta Q/\Delta S$ rule. All five parameters have been determined for $\ell = e$ by CPLEAR from the time dependences of e^+ and e^- final states from initial K^0 and \bar{K}^0 states. Lepton universality, which is well tested in many other observations, allows to assume equal parameter values for $\pi\mu\nu$ decays. All five parameters are treated to be small, and explicit expressions for the four time-dependent decay rates are given e. g. in Ref. [74],

$$R_1 = R(K^0 \rightarrow \pi^- \ell^+ \nu) = R_0/4 \times \{ (1 + 2\text{Re } x + 4\text{Re } \delta - 2y)e^{-\Gamma st} + (1 - 2\text{Re } x - 4\text{Re } \delta - 2y)e^{-\Gamma_L t} \\ + [(2 - 4y) \cos(\Delta mt) - (8\text{Im } \delta + 4\text{Im } x) \sin(\Delta mt)] e^{-(\Gamma_S + \Gamma_L)t/2} \} ,$$

$$R_2 = R(\bar{K}^0 \rightarrow \pi^+ \ell^- \nu) = R_0/4 \times \{ (1 + 2\text{Re } \bar{x} - 4\text{Re } \delta + 2y)e^{-\Gamma st} + (1 - 2\text{Re } \bar{x} + 4\text{Re } \delta + 2y)e^{-\Gamma_L t} \\ + [(2 + 4y) \cos(\Delta mt) + (8\text{Im } \delta + 4\text{Im } \bar{x}) \sin(\Delta mt)] e^{-(\Gamma_S + \Gamma_L)t/2} \} ,$$

$$R_3 = R(K^0 \rightarrow \pi^+ \ell^- \nu) = R_0/4 \times \{ (1 + 2\text{Re } \bar{x} - 4\text{Re } \epsilon + 2y)e^{-\Gamma st} + (1 - 2\text{Re } \bar{x} - 4\text{Re } \epsilon + 2y)e^{-\Gamma_L t} \\ - [(2 - 8\text{Re } \epsilon + 4y) \cos(\Delta mt) + 4\text{Im } \bar{x} \sin(\Delta mt)] e^{-(\Gamma_S + \Gamma_L)t/2} \} ,$$

$$R_4 = R(\bar{K}^0 \rightarrow \pi^- \ell^+ \nu) = R_0/4 \times \{ (1 + 2\text{Re } x + 4\text{Re } \epsilon - 2y)e^{-\Gamma st} + (1 - 2\text{Re } x + 4\text{Re } \epsilon - 2y)e^{-\Gamma_L t} \\ - [(2 + 8\text{Re } \epsilon - 4y) \cos(\Delta mt) - 4\text{Im } x \sin(\Delta mt)] e^{-(\Gamma_S + \Gamma_L)t/2} \} , \quad (170)$$

where $R_0 = [\Gamma(K^0 \rightarrow \pi^- \ell^+ \nu) + \Gamma(\bar{K}^0 \rightarrow \pi^+ \ell^- \nu)]/2$. CPLEAR uses $\text{Re } y$ instead of y . Since CPT symmetry requires only the equality of the rates in Eq. 168, y has to be real. $\text{Im } y$ is unobservable and does not appear in the four time-dependent rates.

From their $1.3 \times 10^6 \pi e \nu$ decays, only one external input (Δ_ℓ , see Eq. 129), and the Bell-Steinberger unitarity constraint (Section 5.6.3), CPLEAR determined all five parameters. The real part of x_+ and the imaginary part of x_- were obtained in 1998 together with Δm from the asymmetry [89, 74]

$$A_{\Delta m} = \frac{(R_1 + R_2) - (R_3 + R_4)}{(R_1 + R_2) + (R_3 + R_4)} = \frac{[2 \cos(\Delta mt) - 4 \text{Im } x_- \sin(\Delta mt)] e^{-(\Gamma_S + \Gamma_L)t/2}}{(1 + 2 \text{Re } x_+) e^{-\Gamma st} + (1 - 2 \text{Re } x_+) e^{-\Gamma_L t}} . \quad (171)$$

The results are [74]

$$\text{Re } x_+ = (-1.8 \pm 6.1) 10^{-3} , \quad \text{Im } x_- = (-0.8 \pm 3.5) 10^{-3} . \quad (172)$$

There is a strong correlation between Δm and $\text{Im } x_-$, the value in Eq. 172 was obtained with $\Delta m = (530.1 \pm 1.4) 10^7$ /s. The three other decay parameters are given in 1999 in Ref. [77],

$$y = (0.3 \pm 3.0) 10^{-3} , \quad \text{Re } x_- = (-0.5 \pm 3.0) 10^{-3} , \quad \text{Im } x_+ = (-2.0 \pm 2.6) 10^{-3} , \quad (173)$$

with partially strong correlations as shown in Table 2 of Ref. [77].

All four x values are well compatible with zero. This is not a surprise because of the big success of the quark model; Standard-Model estimations [90] for the breakdown of the $\Delta Q/\Delta S$ rule are on a level of 10^{-7} . On the level of the CPLEAR precision, T violation cannot be seen in $\pi\ell\nu$ decays. The only possible CP violation is CPT violation. The CPT result for y excludes this on a level of 3×10^{-3} for the ratio of CPT-violating and CPT-symmetric amplitudes.

6.3 Muon Polarisation in $\pi\mu\nu$ Decays

As proposed in 1958 by J. J. Sakurai [91], a measurement of the muon polarisation transverse to the decay plane in $K \rightarrow \pi\mu\nu$ decays is a test of T symmetry. The matrix element for the decay $K \rightarrow \pi\ell\nu$ consists of a leptonic and a hadronic current; the latter has two independent form factors $f_+(q^2)$ and $f_-(q^2)$. T invariance requires $\xi(q^2) = f_-(q^2)/f_+(q^2)$ to be real, and the transverse component of the lepton polarization is

$$P_T = \frac{\vec{\sigma}_\ell \cdot (\vec{p}_\pi \times \vec{p}_\ell)}{|\vec{p}_\pi \times \vec{p}_\ell|} = \text{Im} \xi \frac{m_\ell}{m_K} f(|\vec{p}_\mu|, \theta) , \quad (174)$$

where $\vec{\sigma}_\ell$ is the spin of the lepton, \vec{p}_i are momenta and θ is the angle between ℓ and ν . There are two reasons for using muons instead of electrons, the factor m_ℓ/m_K and the sequential P-violating decay $\mu \rightarrow e\nu\nu$ which allows to measure the polarisation. There is also a reason for choosing positive muons, they can be stopped and kept in an absorber until they decay. Two recent experiments have determined $\text{Im} \xi$ with high precision, in 1980 by W. M. Morse et al. [92] at BNL using K_L^0 mesons, and in 2004 by M. Abe et al. [93] at KEK using K^+ mesons. Since there is only one hadron in the final state, no strong final-state interactions can mimic T violation; electromagnetic final-state interactions are estimated to produce $\text{Im} \xi \approx 0.008$ [94]. The BNL experiment [92] determines

$$\text{Im} \xi(K_L^0 \rightarrow \pi^- \mu^+ \nu) = 0.009 \pm 0.030 , \quad (175)$$

and the KEK experiment [93]

$$\text{Im} \xi(K^+ \rightarrow \pi^0 \mu^+ \nu) = -0.005 \pm 0.008 . \quad (176)$$

Both experiments find T symmetry within one standard deviation. Both test T violation in New Physics, since Standard-Model estimations give $\text{Im} \xi = o(10^{-7})$ [95].

7 $D^0\bar{D}^0$, $B^0\bar{B}^0$ and $B_s\bar{B}_s$ Transitions

Only four neutral-meson systems can show flavor transitions, $K^0\bar{K}^0$, $D^0\bar{D}^0$, $B^0\bar{B}^0$ and $B_s\bar{B}_s$, and all four transitions have been observed, Table 2 gives an overview.

The dynamics is the same in all four systems $M\bar{M}$: M and \bar{M} have non-exponential decay laws, the same lowest-order linear Schrödinger equation (Eq. 58) describes the transitions completely, its two eigenstates (Eq. 59) have exponential decay laws, and the evolutions of initial M and \bar{M} states are given by the same expressions (Eqs. 67, 68, 72). The eigenstates of the three heavy-flavor systems are called M_h (heavy) and M_ℓ (light) in contrast to K_L^0 and K_S^0 where the sign of Δm was determined much later than the sign of $\Delta\Gamma$. The seven parameters are m_h , m_ℓ , Γ_h , Γ_ℓ , $|q/p|$, $\text{Re} \delta$ and $\text{Im} \delta$. For Δm and $\Delta\Gamma$ we use the same convention for all four systems,

$$\Delta m = m_h - m_\ell > 0 , \quad \Delta\Gamma = \Gamma_h - \Gamma_\ell , \quad (177)$$

and $\Gamma = (\Gamma_h + \Gamma_\ell)/2$, $\text{Re} \epsilon = (1 - |q/p|)/2$. The parameter values are very different for the four systems, leading to the evolution pictures in Fig. 12.

Table 2: Historical overview of flavor transitions. Column 2 gives the year of first observation, the next columns give the years when the five transition parameters have been determined; L denotes existing limits, and (*) indicates present conflicting results.

	seen	Δm	$\Delta\Gamma$	$\text{Re } \epsilon$	$\text{Re } \delta$	$\text{Im } \delta$
$K^0\bar{K}^0$	1956	1961	1956	1970	L	L
$D^0\bar{D}^0$	2007	2007	2007	L		
$B^0\bar{B}^0$	1987	1987	L	L	L	L
$B_s\bar{B}_s$	1992	2006	2010	L(*)		

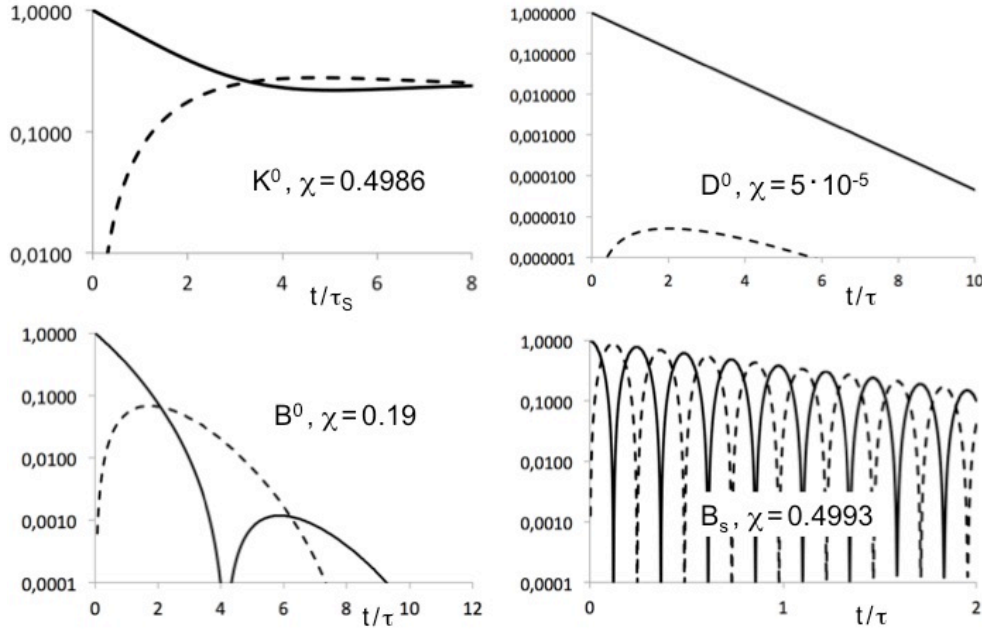


Figure 12: Time dependences for M^0 decays (solid curves) and \bar{M}^0 decays (dashed curves) from initial M^0 states for all four meson systems with their transition parameters as measured; χ is the time-integrated fraction of \bar{M}^0 decays. The vertical scales show $N(t)/N(0)$, the horizontal scales use $\tau_S = \tau(K_S^0)$ and for the three heavier systems $\tau = 1/\Gamma$.

CP and T violations have been seen in the $K^0\bar{K}^0$ system, in transitions and in decays. Since both violations are small, the two mass eigenstates are “almost CP eigenstates”, the heavier K_L^0 has $CP \approx -1$. No CP violation has been established in the $D^0\bar{D}^0$ system so far; the expected small effects and the already achieved limits allow the same approximation, the heavier state D_h^0 has $CP \approx +1$. In the $B^0\bar{B}^0$ system, no CP violation has been observed in transitions, but there are large CP violations in decays and in the interplay of transitions and decays. Therefore, the two mass eigenstates are no CP eigenstates, not even approximately. The state decaying into $\pi^+\pi^-$ ($CP = +1$) is different from the state decaying into $J/\psi K_L^0$ (also $CP = +1$), and both are not mass eigenstates. The $B_s\bar{B}_s$ system resembles the first two systems, LHCb [96] recently determined $CP \approx -1$ for the heavier eigenstate.

7.1 The D^0 System

Transitions between $D^0 = c\bar{u}$ and $\bar{D}^0 = u\bar{c}$ have been found by the ‘‘B-Meson Factory’’ experiments BABAR [97] at SLAC and Belle [98] at KEK. A combination of all present observations leads to [99]

$$\begin{aligned} x &= (m_h - m_\ell)/\Gamma &= (4.1 \pm 1.4) \times 10^{-3} , \\ y &= (\Gamma_h - \Gamma_\ell)/2\Gamma &= (6.3 \pm 0.7) \times 10^{-3} , \\ \text{Re } \epsilon &= &+0.04 \pm 0.05 , \end{aligned} \tag{178}$$

where $1/\Gamma = 0.41 \times 10^{-12}$ s. Since transitions are very low in rate, the precision on T violation is still very modest, and no tests of CPT symmetry have been reported so far.

7.2 The B^0 System

Transitions between $B^0 = \bar{b}d$ and $\bar{B}^0 = b\bar{d}$ have first been seen in 1987 by ARGUS [100] at the e^+e^- storage ring DORIS-II at DESY, producing entangled $B^0\bar{B}^0$ pairs from $\Upsilon(4S)$ decays. They combined three observations, like-sign lepton pairs, events with ℓ^\pm and $D^{*\mp}\ell^\pm\nu$, and one event with two fully reconstructed $B^0 \rightarrow D^{*-}\mu^+\nu$ decays. Since no time between production and decay of the B mesons were measured, Δm and $\Delta\Gamma$ could not be determined, only the time-integrated ratio

$$\chi = \frac{N(B^0 \rightarrow \bar{B}^0 \rightarrow \ell^- \nu X)}{N(B^0 \rightarrow \ell^\pm \nu X)} = \frac{(\Delta m)^2 + (\Delta\Gamma/2)^2}{2\Gamma^2 + 2(\Delta m)^2} = \frac{x^2 + y^2}{2 + 2x^2} = 0.17 \pm 0.05 . \tag{179}$$

The first time-dependent measurement, showing the interference pattern of the transitions, was reported in 1993 by ALEPH at the e^+e^- storage ring LEP [101]. Their result, $\Delta m = (0.52 \pm 0.11) 10^{12}/\text{s}$, was in agreement with the χ value of ARGUS in Eq. 179 if $\Delta\Gamma \ll \Delta m$. The presently most precise result, $\Delta m = (0.516 \pm 0.006) 10^{12}/\text{s}$ was obtained in 2013 by LHCb [102], and the present world average [13] is

$$\Delta m(B^0) = (0.510 \pm 0.003) 10^{12}/\text{s} . \tag{180}$$

In the decade between 2001 and 2010, the majority of the B^0 -system results were obtained by the two experiments BABAR at SLAC and Belle at KEK. They used entangled $B^0\bar{B}^0$ pairs produced on the $\Upsilon(4S)$ resonance in the energy-asymmetric e^+e^- storage rings PEP-II and KEK-B, respectively. For $\Delta\Gamma$, they found upper limits in 2004 [103] and 2012 [104]. The present average, including results from LHCb and D0 is [99]

$$\Delta\Gamma/\Gamma = (0.1 \pm 1.0) 10^{-2} . \tag{181}$$

The Standard-Model estimation is $(4 \pm 1) 10^{-3}$ [105]. The BABAR and Belle results have been obtained in the same analyses which determine the three CP-violation parameters in $B^0\bar{B}^0$ transitions, as discussed in the following. With small $\Delta\Gamma/\Gamma$, it is convenient to rewrite Eqs. 72 as

$$\begin{aligned} P(B^0 \rightarrow B^0) &= e^{-\Gamma t} \left[\frac{1}{2} \cosh(\Delta\Gamma t/2) + 2\text{Re } \delta \sinh(\Delta\Gamma t/2) + \frac{1}{2} \cos(\Delta m t) - 2\text{Im } \delta \sin(\Delta m t) \right] , \\ P(\bar{B}^0 \rightarrow \bar{B}^0) &= e^{-\Gamma t} \left[\frac{1}{2} \cosh(\Delta\Gamma t/2) - 2\text{Re } \delta \sinh(\Delta\Gamma t/2) + \frac{1}{2} \cos(\Delta m t) + 2\text{Im } \delta \sin(\Delta m t) \right] , \\ P(B^0 \rightarrow \bar{B}^0) &= \left(\frac{1}{2} - 2\text{Re } \epsilon \right) e^{-\Gamma t} \left[\cosh(\Delta\Gamma t/2) - \cos(\Delta m t) \right] , \\ P(\bar{B}^0 \rightarrow B^0) &= \left(\frac{1}{2} + 2\text{Re } \epsilon \right) e^{-\Gamma t} \left[\cosh(\Delta\Gamma t/2) - \cos(\Delta m t) \right] , \end{aligned} \tag{182}$$

since $\cosh(\Delta\Gamma t/2) \approx 1$ and $\sinh(\Delta\Gamma t/2) \approx \Delta\Gamma t/2$.

Assuming the validity of a “ $\Delta Q/\Delta b$ ” rule for semileptonic decays (B^0 decays into $\ell^+\nu X$ and \bar{B}^0 into $\ell^-\nu X$ with strict absence of the opposite-sign decays) and in addition CPT symmetry in these decays, $\Gamma(B^0 \rightarrow \ell^+\nu X) = \Gamma(\bar{B}^0 \rightarrow \ell^-\nu X)$, $\text{Re } \epsilon$ can be obtained from the asymmetry A_T as given in Eq. 125 for Kaons with $y = x_+ = x_- = 0$. From entangled $B^0\bar{B}^0$ pairs we have

$$A_T = \frac{P(\bar{B}^0 \rightarrow B^0) - P(B^0 \rightarrow \bar{B}^0)}{P(\bar{B}^0 \rightarrow B^0) + P(B^0 \rightarrow \bar{B}^0)} = \frac{N(\ell^+\ell^+) - N(\ell^-\ell^-)}{N(\ell^+\ell^+) + N(\ell^-\ell^-)} = 4\text{Re } \epsilon = 4 \times (0.2 \pm 1.4) \times 10^{-3} , \quad (183)$$

where the result is the mean of the 2006 measurements of BABAR [106] and Belle [107]. Including two newer results, from D0 [108] in 2011 in untagged $p\bar{p} \rightarrow D^{*\mp}\mu^\pm X$ events and from BABAR [109] in 2013 with $(D^{*\mp}\ell^\pm\nu)(K^\pm X)$ events, the present best value for T violation in $B^0\bar{B}^0$ transitions is

$$\text{Re } \epsilon = (0.7 \pm 0.7) \times 10^{-3} . \quad (184)$$

The prediction of the Standard Model [105] is

$$\text{Re } \epsilon = (-1.2 \pm 0.3) 10^{-4} , \quad (185)$$

one order of magnitude below the sensitivity of present experiments.

Lepton pairs with opposite charges have been used for testing CPT symmetry. Instead of δ , BABAR and Belle use $z = -2\delta$ for these tests. With $|\Delta\Gamma/\Delta m| \ll 1$, we obtain from Eq. 65

$$\text{Re } \delta = -\frac{\text{Re } z}{2} = \frac{m_{22} - m_{11}}{2\Delta m} , \quad \text{Im } \delta = -\frac{\text{Im } z}{2} = -\frac{\Gamma_{22} - \Gamma_{11}}{4\Delta m} . \quad (186)$$

If the first B in an entangled $B^0\bar{B}^0$ pair decays into $\ell^+\nu X$, it prepares a \bar{B}^0 state and a later $\ell^-\nu X$ decay has the rate $P(\bar{B}^0 \rightarrow \bar{B}^0)$ with $t = t(\ell^- \text{ decay}) - t(\ell^+ \text{ decay})$. The analogous argument holds for $\ell^-\nu X$ as first decay with $t = t(\ell^+ \text{ decay}) - t(\ell^- \text{ decay})$. The CPT asymmetry, defined as in Eq. 73 for the K^0 system, is then given by

$$A_{CPT} = \frac{P(\bar{B}^0 \rightarrow \bar{B}^0) - P(B^0 \rightarrow B^0)}{P(\bar{B}^0 \rightarrow \bar{B}^0) + P(B^0 \rightarrow B^0)} = \frac{N^{+-} - N^{-+}}{N^{+-} + N^{-+}} = 4 \frac{-\text{Re } \delta \sinh(\Delta\Gamma t/2) + \text{Im } \delta \sin(\Delta mt)}{\cosh(\Delta\Gamma t/2) + \cos(\Delta mt)} , \quad (187)$$

where N^{+-} and N^{-+} are the number of events with ℓ^+ and ℓ^- in the first decay, respectively. From this asymmetry, BABAR [106] determined in 2006

$$\text{Im } \delta = (+7.0 \pm 3.7 \pm 1.6) 10^{-3} . \quad (188)$$

$\text{Re } \delta$ could not be determined in this analysis since A_{CPT} contains only the product $\text{Re } \delta \times \Delta\Gamma$. Sensitivity on both real and imaginary parts of δ was obtained in a combined analysis of $(D^{*\pm}\ell^\pm\nu, \ell^\pm\nu X)$ and $(J/\psi K_{S,L}, \ell^\pm\nu X)$, the same analysis which led to the $\Delta\Gamma$ result in Eq. 181. The time-dependent rates for initial B^0 and \bar{B}^0 decaying into flavor-specific states are the same as given in Eq. 182, and for decays into CP eigenstates they are given in Section 8.1, Eqs. 204. Results for $\text{Re } \delta$ and $\text{Im } \delta$ from this combination have been obtained by BABAR [103] in 2004,

$$\text{Re } \delta \times \cos \phi_\lambda = (-7 \pm 18 \pm 17) \times 10^{-3} , \quad \text{Im } \delta = (-19 \pm 15 \pm 13) \times 10^{-3} , \quad (189)$$

where $\cos \phi_\lambda$ is now known to be 0.73, and by Belle [104] in 2012,

$$\text{Re } \delta = (-10 \pm 19 \pm 17) 10^{-3} , \quad \text{Im } \delta = (+2.9 \pm 1.7 \pm 1.7) 10^{-3} . \quad (190)$$

The three results for the imaginary part and the two for the real part lead to an average of

$$\text{Re } \delta = (-10 \pm 20) 10^{-3} , \quad \text{Im } \delta = (+3.7 \pm 2.1) 10^{-3} . \quad (191)$$

With $\delta m = m_{22} - m_{11}$ and $\delta\Gamma = \Gamma_{22} - \Gamma_{11}$, Eqs. 186 allow the conclusions

$$\delta m/m = (-1.3 \pm 2.6) \times 10^{-15} , \quad \delta\Gamma/\Gamma = (-11 \pm 6) \times 10^{-3} , \quad (192)$$

in comparison to $K^0\bar{K}^0$ transitions where $\delta m/m = (4 \pm 8) \times 10^{-18}$, $\delta\Gamma/\Gamma = (-1 \pm 2) \times 10^{-3}$.

7.3 The B_s System

The transitions between $B_s = s\bar{b}$ and $\bar{B}_s = b\bar{s}$ have the highest transition probability, $\chi(B_s) \approx 0.5$. In a ‘‘Search for $B^0\bar{B}^0$ oscillations’’ in 1987, UA1 [110] at the Sp \bar{p} S storage rings at CERN found a 2.9σ excess of like-sign muon pairs in $p\bar{p}$ collisions. They reported

$$\chi = f_0 \chi(B^0) + f_s \chi(B_s) = 0.121 \pm 0.047 , \quad (193)$$

where f_0 and f_s are the production fractions of B^0 and B_s , and the χ values are their transition probabilities as defined in Eq. 179. The conclusion was that the result is compatible with $\chi(B^0) = 0$ and $\chi(B_s) = 0.5$.

At LEP, many events with wrong-sign decays of B_s mesons have been observed, but the oscillation period $2\pi/\Delta m$ was too short for being determined. The experimental limits improved from $\Delta m > 1.8 \times 10^{12}/\text{s}$ in 1994 [111] to $> 10.9 \times 10^{12}/\text{s}$ in 2003 [112]. CDF [113] at the Tevatron at FNAL succeeded in 2006 to determine

$$\Delta m = (17.31^{+0.33}_{-0.18} \pm 0.07) \times 10^{12}/\text{s} , \quad x = \frac{\Delta m}{\Gamma} = 26 , \quad \chi = \frac{x^2}{2 + 2x^2} = 0.4993 . \quad (194)$$

The present world average is [99]

$$\Delta m = (17.761 \pm 0.022) \times 10^{12}/\text{s} , \quad x = 26.85 \pm 0.13 , \quad \chi = 0.499311 \pm 0.000007 , \quad (195)$$

including the latest result from LHCb [114].

The parameters $\Gamma = (\Gamma_h + \Gamma_\ell)/2$ and $\Delta\Gamma = \Gamma_h - \Gamma_\ell$ are obtained from the three time dependences of decays into (approximate) CP eigenstates with $CP \approx +1$ (e.g. K^+K^- or $J/\psi\phi$), into those with $CP \approx -1$ (e.g. $J/\psi f_0$), and into summed flavor eigenstates (e.g. the sum of $\bar{D}_s\ell^+X$ and $D_s\ell^-X$). The data [13] show a clearly longer lifetime for the $CP \approx -1$ than for the $CP \approx +1$ states, and the summed flavor eigenstates show a lifetime in between as expected by their decay law $e^{-\Gamma t} \cosh(\Delta\Gamma t/2)$. Determining the phase-shift differences in final-state interactions of K^+K^- pairs in s- and p-waves as function of the K^+K^- mass, LHCb [96] found in 2012 that $\Delta\Gamma = \Gamma_h - \Gamma_\ell < 0$. A fit to all three time dependences gives [99]

$$\Gamma = (0.6598 \pm 0.0034) \times 10^{12}/\text{s} , \quad \Delta\Gamma = (-0.091 \pm 0.009) \times 10^{12}/\text{s} , \quad \Delta\Gamma/\Gamma = -0.137 \pm 0.013 . \quad (196)$$

Measurements of T violation in $B_s\bar{B}_s$ transitions are controversial. Using $D_s\mu X$ events, $\text{Re } \epsilon = A_T/4$ is measured to be $(-2.8 \pm 1.9 \pm 0.4) \times 10^{-3}$ by D0 in 2013 [115] and $(-0.2 \pm 1.3 \pm 0.9) \times 10^{-3}$ by LHCb in 2014 [116]. Both results are compatible with each other and with no T violation. However, D0 has also measured several linear combinations of $\text{Re } \epsilon(B_s)$ and $\text{Re } \epsilon(B^0)$ from single-muon and likesign-dimuon events. A combined fit to these data in 2014 [117] deviates from the Standard-Model expectations by 3.6σ . The expectation for the B^0 system was given below Eq. 184. For the B_s system, A. Lenz and U. Nierste [105] obtain an even smaller value of $\text{Re } \epsilon = (0.52 \pm 0.14) \times 10^{-5}$. More precise data are clearly needed.

8 B^0 Decays and their Symmetry Properties

Any difference in the time-dependent rates of B^0 and \bar{B}^0 decays into a CP eigenstate is a violation of CP symmetry. Decays into the CP eigenstates $J/\psi K_S^0$ and $J/\psi K_L^0$ show large CP violation of this type since 2001 [118, 119]. It can have four contributions, CPT violation in $B^0\bar{B}^0$ transitions, T violation therein, CPT violation in the decay, and T violation therein. In this Section, we discuss how to determine the four fractions in the observed CP violation. Decays into a final state f are described by

$$A_f = \langle f|D|B^0\rangle, \quad \bar{A}_f = \langle f|D|\bar{B}^0\rangle, \quad (197)$$

and we first develop the formalism for the time-dependent rates of decays into any state f that can be reached from both B^0 and \bar{B}^0 , not necessarily a CP eigenstate.

8.1 Time Dependence of B^0 and \bar{B}^0 Decays into a Common Final State

As light and heavy mass eigenstates of the B^0 system we use the same states as introduced in Section 7, neglecting terms of order $|\epsilon|^2$ and $|\delta|^2$,

$$\begin{aligned} B_\ell^0(t) &= [(1 + \epsilon + \delta) B^0 + (1 - \epsilon - \delta) \bar{B}^0] \times e^{-im_\ell t - \Gamma_\ell t/2} / \sqrt{2}, \\ B_h^0(t) &= [(1 + \epsilon - \delta) B^0 - (1 - \epsilon + \delta) \bar{B}^0] \times e^{-im_h t - \Gamma_h t/2} / \sqrt{2}. \end{aligned} \quad (198)$$

At $t = 0$, this leads to

$$\begin{aligned} B^0 &= [(1 - \epsilon + \delta) B_\ell^0 + (1 - \epsilon - \delta) B_h^0] / \sqrt{2}, \\ \bar{B}^0 &= [(1 + \epsilon - \delta) B_\ell^0 - (1 + \epsilon + \delta) B_h^0] / \sqrt{2}. \end{aligned} \quad (199)$$

Like Kaons in Eqs. 67 and 68, the initial states $\Psi_B(0) = B^0$ and $\Psi_{\bar{B}}(0) = \bar{B}^0$ have the evolutions

$$\begin{aligned} \Psi_B(t) &= \frac{1}{2} \{ [(1 + 2\delta) B^0 + (1 - 2\epsilon) \bar{B}^0] e^{-im_\ell t - \Gamma_\ell t/2} + [(1 - 2\delta) B^0 - (1 - 2\epsilon) \bar{B}^0] e^{-im_h t - \Gamma_h t/2} \}, \\ \Psi_{\bar{B}}(t) &= \frac{1}{2} \{ [(1 + 2\epsilon) B^0 + (1 - 2\delta) \bar{B}^0] e^{-im_\ell t - \Gamma_\ell t/2} - [(1 + 2\epsilon) B^0 - (1 + 2\delta) \bar{B}^0] e^{-im_h t - \Gamma_h t/2} \}. \end{aligned} \quad (200)$$

Using $1 + 2\epsilon = p/q$ and the amplitude definitions in Eq. 197, the decays $\Psi_B \rightarrow f$ and $\Psi_{\bar{B}} \rightarrow f$ have the time-dependent amplitude

$$\begin{aligned} a_f(t) &= \frac{e^{-\Gamma t/2}}{2} \{ [(1 + 2\delta) A_f + q \bar{A}_f/p] e^{-im_\ell t + \Delta\Gamma t/4} + [(1 - 2\delta) A_f - q \bar{A}_f/p] e^{-im_h t - \Delta\Gamma t/4} \}, \\ \bar{a}_f(t) &= \frac{e^{-\Gamma t/2}}{2} \{ [p A_f/q + (1 - 2\delta) \bar{A}_f] e^{-im_\ell t + \Delta\Gamma t/4} - [p A_f/q - (1 + 2\delta) \bar{A}_f] e^{-im_h t - \Delta\Gamma t/4} \}. \end{aligned} \quad (201)$$

With the definitions

$$\frac{q \bar{A}_f}{p A_f} = \lambda_f, \quad \frac{p A_f}{q \bar{A}_f} = \frac{1}{\lambda_f} = \bar{\lambda}_f, \quad (202)$$

their time-dependent decay rates are

$$\begin{aligned} N_{Bf}(t) &= |a_f(t)|^2 = \frac{|A_f|^2 e^{-\Gamma t}}{4} \left| (1 + 2\delta + \lambda_f) e^{i\Delta m t} e^{\Delta\Gamma t/4} + (1 - 2\delta - \lambda_f) e^{-\Delta\Gamma t/4} \right|^2, \\ N_{\bar{B}f}(t) &= |\bar{a}_f(t)|^2 = \frac{|\bar{A}_f|^2 e^{-\Gamma t}}{4} \left| (1 - 2\delta + \bar{\lambda}_f) e^{i\Delta m t} e^{\Delta\Gamma t/4} + (1 + 2\delta - \bar{\lambda}_f) e^{-\Delta\Gamma t/4} \right|^2. \end{aligned} \quad (203)$$

In the approximation $|\lambda_f|^2 \approx 1$ with $||\lambda_f|^2 - 1|$ as small as $|\epsilon|$ and $|\delta|$, the explicit dependences on all parameters are given by the following expressions:

$$\begin{aligned}
N_{Bf}(t) &= |A_f|^2 e^{-\Gamma t} \left\{ \left(\frac{|\lambda_f|^2 + 1}{2} + 2 \operatorname{Re} \lambda_f \operatorname{Re} \delta + 2 \operatorname{Im} \lambda_f \operatorname{Im} \delta \right) \cosh \frac{\Delta \Gamma t}{2} + (\operatorname{Re} \lambda_f + 2 \operatorname{Re} \delta) \sinh \frac{\Delta \Gamma t}{2} \right. \\
&\quad \left. + \left(\frac{1 - |\lambda_f|^2}{2} - 2 \operatorname{Re} \lambda_f \operatorname{Re} \delta - 2 \operatorname{Im} \lambda_f \operatorname{Im} \delta \right) \cos \Delta m t - (\operatorname{Im} \lambda_f + 2 \operatorname{Im} \delta) \sin \Delta m t \right\}, \\
N_{\bar{B}f}(t) &= \frac{|\bar{A}_f|^2}{|\lambda_f|^2} e^{-\Gamma t} \left\{ \left(\frac{|\lambda_f|^2 + 1}{2} - 2 \operatorname{Re} \lambda_f \operatorname{Re} \delta + 2 \operatorname{Im} \lambda_f \operatorname{Im} \delta \right) \cosh \frac{\Delta \Gamma t}{2} + (\operatorname{Re} \lambda_f - 2 \operatorname{Re} \delta) \sinh \frac{\Delta \Gamma t}{2} \right. \\
&\quad \left. + \left(\frac{|\lambda_f|^2 - 1}{2} + 2 \operatorname{Re} \lambda_f \operatorname{Re} \delta - 2 \operatorname{Im} \lambda_f \operatorname{Im} \delta \right) \cos \Delta m t + (\operatorname{Im} \lambda_f + 2 \operatorname{Im} \delta) \sin \Delta m t \right\}. \quad (204)
\end{aligned}$$

We now consider f to be a CP eigenstate. A non-vanishing difference of the two rates $N_{Bf}(t)$ and $N_{\bar{B}f}(t)$ violates CP symmetry. The difference depends on the five parameters $\operatorname{Re} \delta$, $\operatorname{Im} \delta$, $\operatorname{Re} \epsilon$, $|\bar{A}_f/A_f|$, $\operatorname{Im} \lambda_f$ and also on the sign of $\operatorname{Re} \lambda_f$. The modulus of $|\lambda_f|$ is given by $\operatorname{Re} \epsilon$ and $|\bar{A}_f/A_f|$, and the sign of $\operatorname{Re} \lambda_f$ needs to be determined separately. The parameters $\operatorname{Re} \delta$ and $\operatorname{Im} \delta$ describe CP violation and $\operatorname{Re} \epsilon$ T violation in transitions. The fourth parameter $|\bar{A}_f/A_f|$ describes CPT violation in decays if f is a single state with only one final-state-interaction phase, as discussed in Subsection 3.6. In the following we assume this property of f and discuss possible deviations in Section 8.3. T violation in decays is not observable by $\operatorname{Im}(\bar{A}_f/A_f)$ since the amplitudes and also their ratio have no observable phases owing to arbitrary phases of the states $|B^0\rangle$ and $|\bar{B}^0\rangle$. The ratio q/p depends on these phases in such a way that the product $\lambda_f = q\bar{A}_f/pA_f$ is an observable. T symmetry requires that its phase has to be 0 or π , i. e. $\operatorname{Im} \lambda_f = 0$; this T-symmetry property in the ‘‘interplay of decay and transitions’’ replaces the unobservable T-symmetry property in decays.

Since $N_{Bf}(0) = |A_f|^2$ and $N_{\bar{B}f}(0) = |\bar{A}_f|^2$, the ratio of the two rates at $t = 0$ determines the parameter $|\bar{A}_f/A_f|$. As already discussed in Section 7.2, the parameters $\operatorname{Re} \epsilon$ and $\operatorname{Im} \delta$ are determined by rate differences in $B^0\bar{B}^0$ transitions, e. g. using di-lepton events. The two remaining CP-violating parameters $\operatorname{Re} \delta$ and $\operatorname{Im} \lambda_f$ are determined by the time dependences in Eqs. 204. The product $\operatorname{Re} \lambda_f \operatorname{Re} \delta$ enters with different signs in the cosine term, and $\operatorname{Im} \lambda_f$ with different signs in the sine term of the two time dependences. A combined fit determines both parameters, and a combined fit to the two rates together with the two di-lepton rates determines all five CP-violating parameters and $\Delta\Gamma$. Such a combined fit has been performed with the data of BABAR [103] and Belle [104] using the two final states $J/\psi K_S^0$ and $J/\psi K_L^0$. For the signs of $\Delta\Gamma$ and $\operatorname{Re} \delta$, it is important to know the sign of $\operatorname{Re} \lambda_f$. This has been determined in the final state $J/\psi K^{*0}$ [120]. The present best values for $\Delta\Gamma$, $\operatorname{Re} \delta$, $\operatorname{Im} \delta$ and $\operatorname{Re} \epsilon$ have been given in Section 7.2, see Eqs. 181, 191 and 184. The determination of $|\bar{A}_f/A_f|$ and $\operatorname{Im} \lambda_f$ for the two states $f = J/\psi K_S^0$ and $J/\psi K_L^0$ will be discussed in the next Section 8.2.

8.2 The CP Eigenstates $J/\psi K_S^0$ and $J/\psi K_L^0$

On the level of 10^{-3} , the two final states $J/\psi K_S^0$ and $J/\psi K_L^0$ are CP eigenstates. Their eigenvalues are obtained by decomposing the states,

$$|J/\psi K_{S,L}^0\rangle = |J/\psi\rangle \times |K_{S,L}^0\rangle \times Y_\ell^m(\theta, \phi), \quad (205)$$

with $\ell = 1$ and $m = 0$. Because of $\operatorname{CP}(J/\psi) = \operatorname{CP}(K_S^0) = +1$ and $\operatorname{CP}(K_L^0) = \operatorname{CP}(Y_1^0) = -1$, the CP eigenvalues of the two states are $\operatorname{CP}(J/\psi K_S^0) = -1$ and $\operatorname{CP}(J/\psi K_L^0) = +1$.

Large CP violation in decays of initial B^0 and \bar{B}^0 states into these two final states has been observed in 2001 by BABAR [118] and Belle [119] in the reaction $e^+e^- \rightarrow \Upsilon(4S) \rightarrow B^0\bar{B}^0$. Final results in 2009

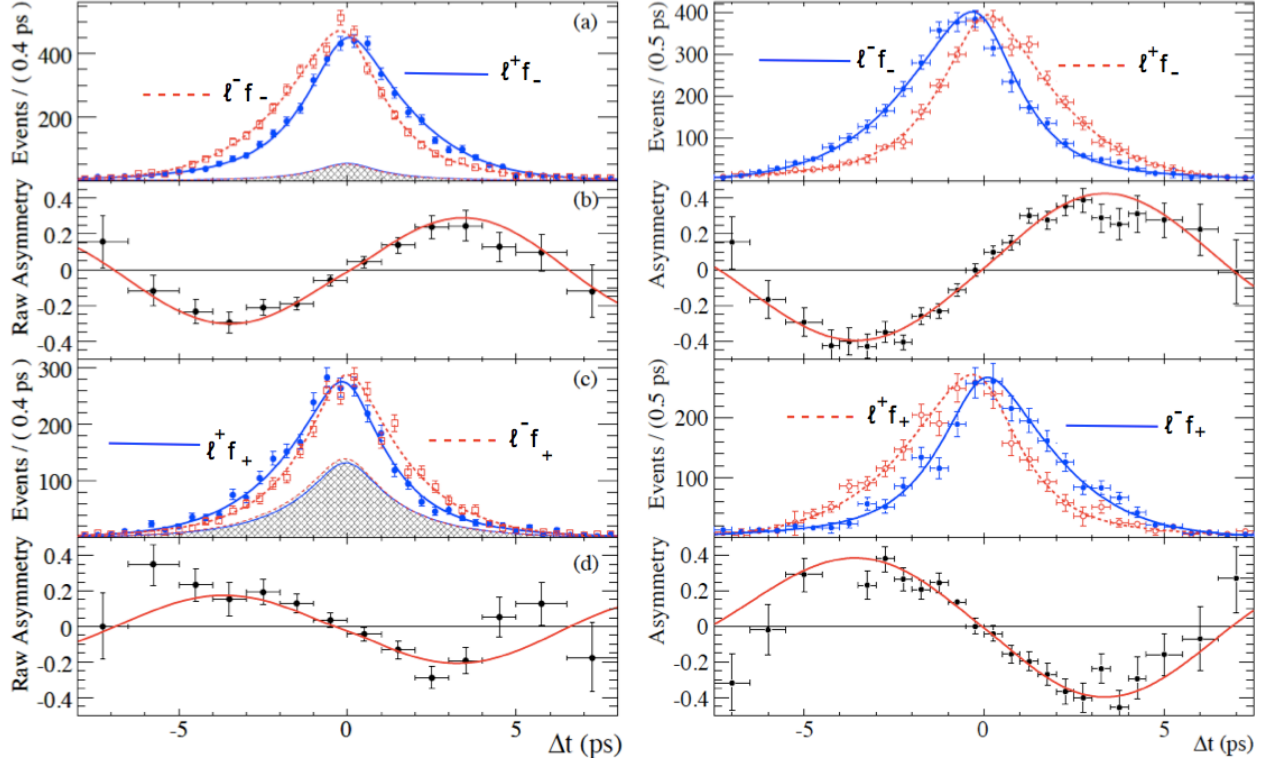


Figure 13: Final CP- and T-violation results of BABAR [121] on the left-hand side and Belle [122] on the right-hand side. The four time dependences for each experiment are labeled ℓ^\pm, f_\pm , where entangled $B^0\bar{B}^0$ pairs decay into one flavor-specific final state ($\ell^+ X$ or $\ell^- X$) and one CP eigenstate ($f_+ = J/\psi K_L$ or $f_- = J/\psi K_S$) and $\Delta t = t(f_\pm \text{ decay}) - t(\ell^\pm \text{ decay})$.

from BABAR [121] with $465 \times 10^6 \Upsilon(4S)$ decays and in 2012 from Belle [122] with 772×10^6 are shown in Fig. 13. The figure shows rates and asymmetries for the sum of final states $c\bar{c} K_S^0, CP = -1$ and $c\bar{c} K_L^0, CP = +1$, where $CP = +1$ contains in addition events with J/ψ and $K^{*0} \rightarrow K_S^0 \pi_0$. The parameter values of the time-dependent rates have been determined for all final states separately, their compatibility allows to quote here the values for the sums with $CP = +1$ and -1 .

As already presented in the previous Section 8.1, combined fits to $c\bar{c} K$ CP eigenstates and flavor-specific final states resulted in values for $\text{Re}\epsilon, \text{Re}\delta, \text{Im}\delta$ and $\Delta\Gamma$ which are compatible with zero. Without influencing any conclusions on CP, T and CPT violation in decays, we can set the four parameters to zero in Eqs. 204 and discuss the rates in their simplified form

$$\begin{aligned}
 N_{B_f}(t) &= |A_f|^2 e^{-\Gamma t} \left(\frac{1 + |\lambda_f|^2}{2} + \frac{1 - |\lambda_f|^2}{2} \cos \Delta m t - \text{Im} \lambda_f \sin \Delta m t \right), \\
 N_{\bar{B}_f}(t) &= \left| \frac{\bar{A}_f}{\lambda_f} \right|^2 e^{-\Gamma t} \left(\frac{1 + |\lambda_f|^2}{2} - \frac{1 - |\lambda_f|^2}{2} \cos \Delta m t + \text{Im} \lambda_f \sin \Delta m t \right), \quad (206)
 \end{aligned}$$

with $N_{B_f}(0) = |A_f|^2$ and $N_{\bar{B}_f}(0) = |\bar{A}_f|^2$. We see that the expected rates depend on only two parameters, $|\lambda_f|$ and $\text{Im} \lambda_f$ for each final state. Care must be taken for the sign of $\text{Im} \lambda_f$ since it depends on the sign of q which differs in different textbooks, reviews or analyses. In this review we consistently use the convention of Eq. 59 for all four neutral-meson systems, i. e. with $\delta = 0$,

$$M_h = p M - q \bar{M}, \quad M_\ell = p M + q \bar{M}. \quad (207)$$

Eqs. 206 show two different possibilities for CP violation. The two rates are different, i. e. CP-symmetry violating, if $|\lambda_f|^2 \neq 1$ or/and if $\text{Im } \lambda_f \neq 0$. Since $|q/p| = 1$, we have $|\lambda_f| = |\bar{A}_f/A_f|$ and the first case violates CP and CPT if A_f is a single amplitude, as derived in Section 3.6. The second case is CP and T violation since the condition $\text{Im } \lambda_f \neq 0$ is insensitive to $|\bar{A}_f/A_f|$, i. e. not sensitive to CPT symmetry; CP violation without CPT violation means T violation.

The BABAR and Belle results in Fig. 13 are obtained from entangled $B^0\bar{B}^0$ pairs with reconstruction of two decays. One final state is the CP eigenstate $f_- = c\bar{c}K_S^0$ or $f_+ = c\bar{c}K_L^0, K^{*0}$. The other decay is flavor-specific, ℓ^+ (ℓ^-) like $\ell^+\nu X$ ($\ell^-\nu X$) indicating that the decaying particle was in the state B^0 (\bar{B}^0) and, if that was the first decay, leaving the other B meson in the state \bar{B}^0 (B^0). The time difference Δt is defined as $t(f_+, f_-) - t(\ell^+, \ell^-)$. For $\Delta t > 0$, the observed time-dependent rates are given by the expressions in Eqs. 206 with $t = +\Delta t$, $f = f_+$ or f_- and $N_{Bf}(t)$ for the preceding ℓ^- decay, $N_{\bar{B}f}(t)$ for the preceding ℓ^+ decay.

For $\Delta t < 0$, the first decay is f_+ (f_-), leaving the other B meson in an orthogonal state $B_{\perp+}$ ($B_{\perp-}$) which is strictly forbidden to decay into f_+ (f_-) at $\Delta t = 0$. The shown time-dependent rates for $\Delta t < 0$ are the rates $|\langle B^0 \text{ or } \bar{B}^0 | D | B_{\perp+} \text{ or } B_{\perp-}(t) \rangle|^2$ with $t = -\Delta t$. A remarkable property of entanglement is the common description of the data with $\Delta t > 0$ and $\Delta t < 0$ by the so-called two-decay-time formula [25, 123, 124]. It extends Eq. 206 over the full range of t by the replacement $t \rightarrow \Delta t$, and $f = f_+$ of f_- :

$$\begin{aligned} N(\bar{B}^0 \text{ at } t_1, f \text{ at } t_2) &= |A_f|^2 e^{-\Gamma t} \left[\frac{1 + |\lambda_f|^2}{2} + \frac{1 - |\lambda_f|^2}{2} \cos(\Delta m \Delta t) - \text{Im } \lambda_f \sin(\Delta m \Delta t) \right], \\ N(B^0 \text{ at } t_1, f \text{ at } t_2) &= \left| \frac{\bar{A}_f}{\lambda_f} \right|^2 e^{-\Gamma t} \left[\frac{1 + |\lambda_f|^2}{2} - \frac{1 - |\lambda_f|^2}{2} \cos(\Delta m \Delta t) + \text{Im } \lambda_f \sin(\Delta m \Delta t) \right]. \end{aligned} \quad (208)$$

However, all properties of transitions and of CP, T, CPT symmetry in transitions and in decays are single-particle properties and not properties of entangled pairs. Therefore, we first discuss here the results with only $\Delta t > 0$. They are also obtained from single B mesons with incoherent flavor tagging, e. g. by LHCb [125]. Using the notations

$$A_- = \langle c\bar{c}K_S | D | B^0 \rangle, \quad A_+ = \langle c\bar{c}K_L | D | B^0 \rangle, \quad \bar{A}_- = \langle c\bar{c}K_S | D | \bar{B}^0 \rangle, \quad \bar{A}_+ = \langle c\bar{c}K_L | D | \bar{B}^0 \rangle, \quad (209)$$

the main qualitative features of the results in Fig. 13 with $t = \Delta t > 0$ are the following:

1. At $t = 0$, $|A_-|^2 = |\bar{A}_-|^2$ and $|A_+|^2 = |\bar{A}_+|^2$,
2. at $t = 0$, $|A_-|^2 = |A_+|^2$ and $|\bar{A}_-|^2 = |\bar{A}_+|^2$,
3. all four rates are not exponentials but well described by $e^{-\Gamma t}(1 + C_f \cos \Delta m t + S_f \sin \Delta m t)$,
4. for all four rates, $|\lambda_f|$ is compatible with 1,
5. $|\text{Im } \lambda_f| \neq 0$ is equal for all rates, with
6. $\text{Im } \lambda_{f_+} = -\text{Im } \lambda_{f_-}$.

From both (1) and (4) we conclude that there is no visible CPT violation; the case with A_f containing two final-state-interaction phases will be discussed in Section 8.3. From (5) we conclude that there is large T violation [126], for both f_- and f_+ . The observation (6) that the two T violations are equal with opposite signs and the observation (2) are not understandable by Eqs. 206. They require an additional property of B meson decays. Introducing the four amplitudes and a new λ parameter,

$$A = \langle c\bar{c}K^0 | D | B^0 \rangle, \quad x A = \langle c\bar{c}\bar{K}^0 | D | B^0 \rangle, \quad \bar{A} = \langle c\bar{c}\bar{K}^0 | D | \bar{B}^0 \rangle, \quad \bar{x} \bar{A} = \langle c\bar{c}K^0 | D | \bar{B}^0 \rangle, \quad \lambda = \frac{q\bar{A}}{pA}, \quad (210)$$

we obtain with $|x| \ll 1$, $|\bar{x}| \ll 1$, $|\lambda| = 1$, $K_S = (K^0 + \bar{K}^0)/\sqrt{2}$ and $K_L = (K^0 - \bar{K}^0)/\sqrt{2}$:

$$\begin{aligned}
A_- &= A(1+x)/\sqrt{2}, \quad A_+ = A(1-x)/\sqrt{2}, \quad \bar{A}_- = \bar{A}(1+\bar{x})/\sqrt{2}, \quad \bar{A}_+ = -\bar{A}(1-\bar{x})/\sqrt{2} \\
|A_-|^2 &= \frac{|A|^2}{2} (1+2\operatorname{Re}x), \quad |A_+|^2 = \frac{|A|^2}{2} (1-2\operatorname{Re}x) \\
|\bar{A}_-|^2 &= \frac{|\bar{A}|^2}{2} (1+2\operatorname{Re}\bar{x}), \quad |\bar{A}_+|^2 = \frac{|\bar{A}|^2}{2} (1-2\operatorname{Re}\bar{x}) \\
|\lambda_{f-}|^2 &= 1-2\operatorname{Re}(x-\bar{x}), \quad |\lambda_{f+}|^2 = 1+2\operatorname{Re}(x-\bar{x}) \\
\operatorname{Im}\lambda_{f-} &= \operatorname{Im}[\lambda(1-x+\bar{x})], \quad \operatorname{Im}\lambda_{f+} = -\operatorname{Im}[\lambda(1+x-\bar{x})].
\end{aligned} \tag{211}$$

Observation (2) is equivalent to $\operatorname{Re}x = \operatorname{Re}\bar{x} = 0$, and observation (6) is equivalent to $\operatorname{Im}(x-\bar{x}) = 0$ if $\operatorname{Re}(x-\bar{x}) = 0$.

The hypothesis $x = \bar{x} = 0$ is called the “ $\Delta S = \Delta b$ ” rule and has an explanation in the perturbative description of $b \rightarrow c\bar{c}s$ decays in the quark model. Unfortunately, the rule is not well tested experimentally. The best experimental limit exists for $\operatorname{Im}(x-\bar{x})$ from $\operatorname{Im}\lambda_{f-} + \operatorname{Im}\lambda_{f+} = 0.002 \pm 0.047$ [99], and it seems that no values for $\operatorname{Re}x$ and $\operatorname{Re}\bar{x}$ have been determined so far. But the $\Delta S = \Delta b$ rule is only required for the relation between λ_{f-} and λ_{f+} , it is irrelevant for the main conclusion of this Section: The data of BABAR [118, 121] and Belle [119, 122] do not show CPT violation but show large T violation in decays $B^0, \bar{B}^0 \rightarrow J/\psi K_S^0, J/\psi K_L^0$.

The conclusion of large T-symmetry violation, independent of any assumption on CPT symmetry, is reached quantitatively if the parameters $|\lambda_f|$ and $\operatorname{Im}\lambda_f$ are obtained by a fit to the data of the B-meson-factory experiments BABAR and Belle for the combination of $\Delta t > 0$ and $\Delta t < 0$ using Eqs. 208. Both experiments cannot measure t_1 and t_2 owing to the wide spread of $\Upsilon(4S)$ production points. However, they can measure well the separation of the two decay points yielding $\Delta t = t_2 - t_1$. The mean values from the final BABAR and Belle fits over the full range $-\infty < \Delta t < \infty$ are given in Table 3, where the last line assumes strict validity of $\Delta S = \Delta b$.

Table 3: Mean values [99] of the final results of BABAR [121] and Belle [122]. The last line combines $J/\psi K_S$, $J/\psi K_L$ and additional $c\bar{c}K$ and K^* results.

	$\operatorname{Im}\lambda_f$	$(1- \lambda_f ^2)/2$
$f = J/\psi K_S$	-0.665 ± 0.024	0.024 ± 0.026
$f = J/\psi K_L$	$+0.663 \pm 0.041$	-0.023 ± 0.030
combined	0.677 ± 0.020	0.006 ± 0.017

Direct T violation, as discussed in the next Section 8.3, contributes to $|\lambda_f|^2$ if A_f is not a single amplitude. Therefore, the measured value of $|\lambda|$ does not prove the absence of CPT violation on the $o(10^{-2})$ level. BABAR and Belle can only conclude that there is no visible CPT violation and that the observed CP violation is compatible with T violation alone. If A_f is not a single amplitude, direct CPT violation could contribute to $\operatorname{Im}\lambda$, as also discussed in the next Section.

8.3 More than one Final-State-Interaction Phase

In this Section, we discuss decays where the amplitude does not obey $\bar{A} = e^{2i\delta} A^*$ with a single final-state-interaction (FSI) phase δ . The presence of two or more FSI phases can lead to apparent CPT violation owing to T violation, apparent T violation owing to CPT violation, and to $|\bar{A}/A| = 1$ in spite of CPT violation.

The first case, $|\bar{A}/A| \neq 1$ in spite of CPT symmetry, is known as “direct CP violation”, we may also call it “direct T violation”. It requires at least two contributions to A with different weak and different FSI phases:

$$A = A_1 e^{i\phi_1} e^{i\delta_1} + A_2 e^{i\phi_2} e^{i\delta_2}, \quad (212)$$

with A_1, A_2 real, weak-interaction phases ϕ_i and strong-interaction phases δ_i . CPT symmetry requires

$$\bar{A} = A_1 e^{-i\phi_1} e^{i\delta_1} + A_2 e^{-i\phi_2} e^{i\delta_2}. \quad (213)$$

With $a = A_2/A_1$, $\Delta\phi = \phi_2 - \phi_1$, $\Delta\delta = \delta_2 - \delta_1$ and $a \ll 1$ we obtain the T-violating asymmetry

$$\frac{|\bar{A}|^2 - |A|^2}{|\bar{A}|^2 + |A|^2} \approx 2a \sin \Delta\phi \sin \Delta\delta, \quad (214)$$

which does not vanish if $\Delta\phi \neq 0$ and $\Delta\delta \neq 0$, in spite of CPT symmetry.

The third case, $|\bar{A}/A| = 1$ in spite of CPT violation, can be reached by the addition of a third amplitude $A_3 e^{i(\phi_3+\delta_3)}$ violating CPT symmetry, i. e. $\bar{A}_3 \neq A_3$. If $a \sin \Delta\phi \sin \Delta\delta$ is small, a simple ansatz is

$$A = A_1 e^{i\phi_1} e^{i\delta_1} [1 + a e^{i(\Delta\phi+\Delta\delta)} + b], \quad \bar{A} = A_1 e^{-i\phi_1} e^{i\delta_1} [1 + a e^{i(-\Delta\phi+\Delta\delta)} + \bar{b}], \quad (215)$$

with complex amplitude ratios b and \bar{b} and $\delta_3 = \delta_1$. CPT violation requires $\bar{b} \neq b^*$. With $|b|$ and $|\bar{b}| \ll 1$, this leads to an asymmetry

$$\frac{|\bar{A}|^2 - |A|^2}{|\bar{A}|^2 + |A|^2} \approx 2a \sin \Delta\phi \sin \Delta\delta + \text{Re}(\bar{b} - b). \quad (216)$$

Since b and \bar{b} are arbitrary, they can cancel the contribution of direct T violation, leading to $|\bar{A}/A| = 1$ in spite of CPT violation in the decay amplitudes.

The second case can also be reached by an amplitude with at least two FSI phases. Apparent T violation with $\text{Im} \lambda_f \neq 0$ in spite of T symmetry is obtained by an amplitude with a CPT-symmetric and a CPT-violating contribution [127]:

$$pA = A_1 e^{i\phi} e^{i\delta_1} [1 + b e^{i(\delta_2-\delta_1)}] / \sqrt{2}, \quad q\bar{A} = A_1 e^{i\phi} e^{i\delta_1} [1 + \bar{b} e^{i(\delta_2-\delta_1)}] / \sqrt{2},$$

$$\text{Im} \lambda = \frac{(\bar{b} - b) \sin(\delta_2 - \delta_1)}{1 + b^2 + 2b \cos(\delta_2 - \delta_1)}, \quad (217)$$

where $b = A_2/A_1$ and $\bar{b} = \bar{A}_2/A_1$ have to be real if we impose T symmetry of the weak Hamiltonian. With $\bar{b} \neq b$ and $\sin(\delta_2 - \delta_1) \neq 0$, CPT violation mimics T violation owing to final-state interactions.

The largest value of $\text{Im} \lambda$ is reached with $\sin(\delta_2 - \delta_1) = 1$, leading to

$$\lambda = \frac{1 + i\bar{b}}{1 + ib}, \quad |\lambda| = \sqrt{\frac{1 + \bar{b}^2}{1 + b^2}}, \quad \text{Im} \lambda = \frac{\bar{b} - b}{1 + b^2}, \quad \text{Re} \lambda = \frac{1 + b\bar{b}}{1 + b^2}. \quad (218)$$

A very special choice $\bar{b} = -b = 0.2$ fulfills, together with $\sin(\delta_2 - \delta_1) = 1$, all three observations, $|\lambda| = 1$, $\text{Im} \lambda = 0.7$, and also [120] $\text{Re} \lambda / \text{Im} \lambda > 0$.

CPT violation could fake the observed large T violation in $B^0 \rightarrow J/\psi K^0$ decays if A consists of two amplitudes, one CPT-conserving, one CPT-violating on the 20% level, and with a very narrow window for their final-state-interaction phase difference. In all rigour, this construction could only be falsified with “now impossible” experiments like measuring the cross sections for inverse decays $c\bar{c}K_S^0, K_L^0 \rightarrow B^0, \bar{B}^0$ [128], or measuring the time dependences of the rates for $\Upsilon(4S) \rightarrow (c\bar{c}K_S^0, K_L^0)(c\bar{c}K_S^0, K_L^0)$ events [127].

8.4 Motion-Reversal Violation in Decays $B \rightarrow J/\psi K_{S,L}^0$

Following the proposal of J. Bernabeu et al. in 1999 [129, 130], T violation in $B^0 \rightarrow J/\psi K$ decays has been demonstrated two times by “direct observation” of motion-reversal violation. The first demonstration was performed in 2008 by E. Alvarez and A. Szykman [131] with a re-interpretation of BABAR and Belle results, the second by BABAR in 2012 [132] with a re-analysis of the final BABAR data [121].

The four curves in Fig. 13 are labeled (ℓ^+, f_-) , (ℓ^-, f_-) , (ℓ^+, f_+) and (ℓ^-, f_+) according to the two decays of the $B^0\bar{B}^0$ pair. One meson decays into a flavor-specific final state ℓ^+ or ℓ^- , the other one into a CP eigenstate $f_- = c\bar{c}K_S^0$ or $f_+ = c\bar{c}K_L^0$. For $\Delta t > 0$ the ℓ^\pm decay occurs before and for $\Delta t < 0$ after the f_\pm decay. If the first decay is a f_- decay, the other B at that time is in a state which is not allowed to decay into f_- owing to the antisymmetry of the entangled two-particle state; this state is given by $B_+ = (\bar{A}B^0 - A\bar{B}^0)/\sqrt{|A|^2 + |\bar{A}|^2}$ using the notations in Eq. 210 with $x = \bar{x} = 0$, i. e. assuming $\Delta S = \Delta b$. With f_+ as first decay, the surviving state is $B_- = (\bar{A}B^0 + A\bar{B}^0)/\sqrt{|A|^2 + |\bar{A}|^2}$. If $|\bar{A}/A| = 1$, which is well fulfilled experimentally ($\pm 1.7\%$) independent of assuming CPT symmetry, we have $\langle B_+ | B_- \rangle = 0$ and the entangled pair is $(B_+B_- - B_-B_+)/\sqrt{2}$. A first decay into f_- prepares the state B_+ , a decay into f_+ prepares the state B_- .

Table 4: Correspondences between observed decay pairs and transitions for demonstrating the violation of motion-reversal symmetry [131, 132]. The last column gives the fitted values for the coefficients S_i in ref. [132].

i	Decay pairs	Transitions	S_i
1	$\ell^-, f_-, \Delta t > 0$	$B^0 \rightarrow B_-$	$-0.76 \pm 0.06 \pm 0.06$
2	$\ell^-, f_-, \Delta t < 0$	$B_+ \rightarrow \bar{B}^0$	$+0.67 \pm 0.10 \pm 0.08$
3	$\ell^+, f_+, \Delta t > 0$	$\bar{B}^0 \rightarrow B_+$	$-0.69 \pm 0.11 \pm 0.04$
4	$\ell^+, f_+, \Delta t < 0$	$B_- \rightarrow B^0$	$+0.70 \pm 0.19 \pm 0.12$
5	$\ell^+, f_-, \Delta t > 0$	$\bar{B}^0 \rightarrow B_-$	$+0.55 \pm 0.09 \pm 0.06$
6	$\ell^+, f_-, \Delta t < 0$	$B_+ \rightarrow B^0$	$-0.66 \pm 0.06 \pm 0.04$
7	$\ell^-, f_+, \Delta t > 0$	$B^0 \rightarrow B_+$	$+0.51 \pm 0.17 \pm 0.11$
8	$\ell^-, f_+, \Delta t < 0$	$B_- \rightarrow \bar{B}^0$	$-0.83 \pm 0.11 \pm 0.06$

Motion-reversal symmetry requires that the rates for the transitions $B^0 \rightarrow B_-$ and $B_- \rightarrow B^0$ are equal at any time, also the rates for $\bar{B}^0 \leftrightarrow B_+$, $B^0 \leftrightarrow B_+$ and $\bar{B}^0 \leftrightarrow B_-$. The correspondences between transition rates and the observed decay-pair rates are given in Table 4. The rates for the observed decay-pairs are equal to the rates of the corresponding transitions if $|\bar{A}/A| = 1$ [133] and if $\Gamma(B^0 \rightarrow \ell^+) = \Gamma(\bar{B}^0 \rightarrow \ell^-)$.

In their motion-reversal analysis, BABAR [132] determines the four time-dependent asymmetries

$$A_T(t|i, j) = \frac{N_i(t) - N_j(t)}{N_i(t) + N_j(t)}, \quad (219)$$

using the eight measured rates in Table 4 with the pairings $(i, j) = (1, 4), (3, 2), (5, 8)$ and $(7, 6)$. For separating the rates into their contributions with $\Delta t > 0$ and $\Delta t < 0$, BABAR has unfolded the resolution function $\mathcal{R}(\Delta t - \Delta t_{\text{true}})$ in the measured rates $N(\Delta t)$ with $-\infty < \Delta t < +\infty$. The unfolding requires an ansatz for the true rates $N_i(t)$. BABAR has chosen

$$N_i(t) \propto e^{-\Gamma t} (1 + C_i \cos \Delta m t + S_i \sin \Delta m t), \quad (220)$$

where $t = -\Delta t_{\text{true}}$ or $+\Delta t_{\text{true}}$ depending on i . The eight obtained coefficients C_i are compatible with zero, the eight S_i are given in Table 4. The large difference $S_1 - S_4$ violates motion-reversal symmetry, as well as the three other asymmetries. Their combined significance for being different from zero is 14σ , a clear violation of motion-reversal symmetry.

The 2008 analysis of Alvarez and Szykman [131] follows the same strategy [129, 130] but does not separate the rates $N(\ell^\pm, f_\pm)$ into their parts with $\Delta t > 0$ and $\Delta t < 0$. As demonstrated in the following, this leads to the same conclusion as reached by BABAR in 2012.

Because of entanglement, the two rates N_7 and N_8 for the transitions $B^0 \rightarrow B_+$ and $B_- \rightarrow \bar{B}^0$ respectively, using the notations of Table 4, are described by the same two-decay-time expression in Eq. 208 with two parameters $|\lambda_{f+}|$ and $\text{Im} \lambda_{f+}$. Since $|\lambda_{f+}| = 1$ within errors and taking the 2007 average of BABAR and Belle,

$$N_7 = N_8 = \text{const.} \times e^{-\Gamma|\Delta t|} [1 + (0.666 \pm 0.046) \sin \Delta m \Delta t] . \quad (221)$$

For $N_7(B^0 \rightarrow B_+)$ with $t = +\Delta t$, this leads to $S_7 = +0,666 \pm 0.046$. The time-reversed transition $B_+ \rightarrow B^0$ is described by

$$N_6(B_+ \rightarrow B^0) = N_5(\bar{B}^0 \rightarrow B_-) = \text{const.} \times e^{-\Gamma|\Delta t|} [1 + (0.666 \pm 0.028) \sin \Delta m \Delta t] . \quad (222)$$

For N_6 with $t = -\Delta t$, $S_6 = -0.666 \pm 0.028$, and the motion-reversal asymmetry is found to be

$$\frac{N_7(B^0 \rightarrow B_+) - N_6(B_+ \rightarrow B^0)}{N_7(B^0 \rightarrow B_+) + N_6(B_+ \rightarrow B^0)} = \frac{(S_7 - S_6) \sin \Delta m t}{2 + (S_7 + S_6) \sin \Delta m t} = (0.666 \pm 0.027) \sin \Delta m t . \quad (223)$$

The values and errors presented in Eqs. 221, 222 and 223 include the results from the other three motion-reversal asymmetries in the data.

The conclusion of Alvarez and Szykman in 2008 is the same as that of BABAR in 2012: The large asymmetry of $0.7 \times \sin \Delta m t$ in Eq. 223 is an unambiguous observation of motion-reversal violation. As discussed in Section 8.3 of this review: unambiguous if $A(B^0 \rightarrow c\bar{c}K^0)$ is a single amplitude, and not rigorously excluded to be faked by CPT violation in a very narrow and very unlikely range of CPT-violating and final-state-interaction parameters.

9 Outlook and Conclusions

The lack of observing any violation of CPT symmetry is linked to all other successes of quantum field theory in which the CPT theorem [38, 39] follows from very basic principles. CPT-violating effects could occur if quarks or leptons are not point-like or if Lorentz invariance is broken, e. g. owing to the appearance of Lorentz tensors [134]. Motivated by the arguments of V. A. Kostelecký [134], BABAR [135] has searched for a special breakdown of Lorentz invariance by allowing a time-dependent variation of the CPT-violating parameter δ in $B^0\bar{B}^0$ transitions according to

$$z = -2\delta = z_0 + z_1 \times \cos(\Omega t_{\text{sid}} + \Phi) , \quad (224)$$

where Ω describes the earth's rotation in the galactic frame and t_{sid} is the sidereal time. Fits to the dilepton asymmetry in Eq. 187 give results for z_0 and z_1 which deviate slightly from zero. The significance of the deviation is, however, smaller than 3σ .

No T violation has been observed in strong and electromagnetic interactions. In weak interactions, T violation is well established. In 1970, it has been observed in $K^0\bar{K}^0$ transitions by using unitarity

and the existing CP-violation results and limits in all K^0 decay modes; $\text{Re } \epsilon(K^0) = (1.68 \pm 0.30) 10^{-3}$, Eq. 117. This Bell-Steinbergerv unitarity analysis has been repeated many times until recently. Today's best result is $\text{Re } \epsilon(K^0) = (1.611 \pm 0.005) 10^{-3}$, Eq. 137. The result has been confirmed in 1998 by a direct motion-reversal observation, comparing the rates of $K^0 \rightarrow \bar{K}^0$ and $\bar{K}^0 \rightarrow K^0$, independent of unitarity but assuming CPT symmetry in the semileptonic K^0 decay amplitudes, $\text{Re } \epsilon(K^0) = (1.55 \pm 0.42) 10^{-3}$, Eq. 127. No T violation has been observed in $D^0\bar{D}^0$, $B^0\bar{B}^0$ and $B_s\bar{B}_s$ transitions, but there are good prospects that the experiments LHCb and Belle-II will reach a sensitivity on $\text{Re } \epsilon(B^0)$ on the level of the expected Standard-Model T violation, Eq. 185. T violation has also been observed in weak decay amplitudes: T is violated in $K^0 \rightarrow \pi\pi$, $I = 2$ decays, where the phase of ϵ'/ϵ_0 is incompatible with T symmetry as shown in Fig. 11. And T is violated in $B^0 \rightarrow J/\psi K^0$ decays, observed in 2001 since the CP-violating parameter λ_f in these decays is also T-violating, see Section 8.2. Entanglement of B^0 and \bar{B}^0 states in $\Upsilon(4S)$ decays allowed a direct demonstration of motion-reversal violation with these decays one decade later, see Section 8.4.

No CPT violation has been observed, but future experiments with neutral-meson systems have the duty to test CPT symmetry with ever increasing precision. Nature may neither have point-like quarks and leptons nor fully Lorentz-invariant couplings of them to vector and scalar fields.

Acknowledgements

I would like to thank E. Alvarez, J. Bernabeu, A. Denig, A. Di Domenico, F. Martinez, U. Nierste, H. Quinn, P. Villanueva, R. Waldi and especially H.-J. Gerber and T. Ruf for many helpful discussions. I gratefully remember earlier discussions with J. Bell, M.-K. Gaillard, O. Nachtmann and B. Stech. I thank Frieder Niebergall for carefully reading the manuscript and Philipp Schubert for his valuable help with applying Mathematica. I also thank M. Neubert and T. Hurth for arranging the workshop “T Violation and CPT Tests in Neutral-Meson Systems” in April 2013 at MITP Mainz where many items of this review have been discussed.

References

- [1] E. Noether, *Nachr. Kgl. Ges. Wiss. Göttingen Math.-Phys. Kl.* 1918, 235 (1918)
- [2] L. Leprince-Ringuet and M. Lhéritier, *Comptes Rendus* 219, 618 (1944)
- [3] C. M. G. Lattes, H. Muirhead, G. P. Occhialini and C. F. Powell, *Nature* 159, 694 (1947)
- [4] G. D. Rochester and C. C. Butler, *Nature* 160, 855 (1947)
- [5] A. Pais, *Phys. Rev.* 86, 663 (1952)
- [6] M. Gell-Mann, *Phys. Rev.* 92, 833 (1953)
- [7] K. Nishijima, *Progr. Theor. Phys.* 13, 285 (1955)
- [8] R. H. Dalitz, *Phil. Mag.* 44, 1068 (1953)
- [9] T. D. Lee and C. N. Yang, *Phys. Rev.* 104, 254 (1956)
- [10] R. L. Garwin, L. M. Lederman and M. Weinrich, *Phys. Rev.* 105, 1415 (1957)
- [11] C. S. Wu et al. *Phys. Rev.* 105, 1413 (1957)
- [12] M. Gell-Mann and A. Pais, *Phys. Rev.* 97, 1387 (1955)
- [13] J. Beringer et al. (PDG), *Phys. Rev. D* 86, 010001 (2012)
and 2013 partial update for the 2014 edition

- [14] L. Landau, *Nucl. Phys.* 3, 127 (1957)
- [15] K. Lande et al. *Phys. Rev.* 103, 1901 (1956)
- [16] M. Baldo-Ceolin et al. *Phys. Rev.* 112, 2118 (1958)
- [17] R. H. Good et al. *Phys. Rev.* 124, 1223 (1961)
- [18] L. B. Leipuner et al, *Phys. Rev.* 109, 1358 (1963)
- [19] J. H. Christenson, J. W. Cronin, V. L. Fitch and R. Turlay, *Phys. Rev. Lett.* 13, 138 (1964)
- [20] S. Bennett et al., *Phys. Rev. Lett.* 19, 993 (1967)
- [21] exhibited in Mathematisch-Physikalischer Salon, Staatliche Kunstsammlungen Dresden
- [22] Nicola Tartaglia, “*La Nova Scientia*” (1537)
- [23] E. Wigner *Nachr. Ges. Wiss. Göttingen Math.-Phys. Kl.* 1932, 546 (1932)
- [24] R. G. Sachs, “*The Physics of Time Reversal*”, The University of Chicago Press (1987)
- [25] G. Branco, L. Lavoura and J. P. Silva, “*CP Violation*”, Clarendon Press Oxford (1999)
- [26] W. von Witsch, A. Richter and P. von Brentano, *Phys. Rev.* 169, 923 (1968)
- [27] for a recent review see K. Nakamura and S. T. Petcov in ref. [13]
- [28] Z. Maki, M. Nakagawa, and S. Sakata, *Prog. Theor. Phys.* 28, 870 (1962)
- [29] B. Pontecorvo, *Zh. Eksp. Teor. Fiz.* 53, 1717 (1967) [*Sov. Phys. JETP* 26, 984 (1968)]
- [30] E. Kh. Akhmedov, hep-ph/0412029
- [31] C. Jarlskog, *Phys. Rev. Lett.* 55, 1039 (1985)
- [32] J. J. Aubert et al., *Phys. Rev. Lett.* 33, 1404 (1974)
- [33] J.-E. Augustin et al., *Phys. Rev. Lett.* 33, 1406 (1974)
- [34] J. D. Jackson, S. B. Treiman and H. W. Wyld Jr., *Phys. Rev.* 106, 517 (1957)
- [35] T. E. Chupp et al. (emiT-II), *Phys. Rev. C* 86, 035505 (2012) and references therein
- [36] S. P. Lloyd, *Phys. Rev.* 81, 161 (1951)
- [37] mini review of E. D. Commins in ref. [13]
- [38] G. Lüders, *Dan. Mat. Fys. Medd.* 28, 5 (1954)
- [39] W. Pauli in *Niels Bohr and the development of physics*, ed. by W. Pauli, L. Rosenfeld and V. Weisskopf, London 1955
- [40] K. M. Watson, *Phys. Rev.* 88, 1163 (1952)
- [41] T. D. Lee, R. Oehme and C. N. Yang, *Phys. Rev.* 106, 340 (1957)
- [42] V. F. Weisskopf and E. P. Wigner, *Z. Phys.* 63, 54 (1930) and 65, 18 (1930)
- [43] R. G. Sachs, *Ann. Phys.* 22, 239 (1963)
- [44] J. S. Bell and J. Steinberger, Proc. Int. Conf. Elem. Part., Oxford 1965, p. 195 (Rutherford Lab. 1966)
- [45] F. Ambrosino et al. (KLOE Collaboration), *EPJ C* 71, 1604 (2011)
- [46] E. Abouzaid et al. (KTeV Collaboration), *Phys. Rev. D* 83, 092001 (2011)
- [47] F. Ambrosino et al. (KLOE Collaboration), *Phys. Lett. B* 632, 43 (2006)
- [48] F. Ambrosino et al. (KLOE Collaboration), *JHEP* 0712, 073 (2007)
- [49] G. W. Meisner, B. B. Crawford and F. S. Crawford Jr., *Phys. Rev. Lett.* 17, 492 (1966).
- [50] W. A. W. Mehlhop et al. *Phys. Rev.* 172, 1613 (1968)
- [51] A. Pais and O. Piccioni, *Phys. Rev.* 100, 1487 (1955)

- [52] K. Kleinknecht, *Ann. Rev. Nucl. Sci.* 26, 1 (1976)
- [53] M. L. Good, *Phys. Rev.* 106, 591 (1957)
- [54] V. L. Fitch et al., *Phys. Rev. Lett.* 15, 73 (1965)
- [55] A. Firestone et al., *Phys. Rev. Lett.* 16, 556 (1966) and 17, 116 (1966)
- [56] C. Alff-Steinberger et al., *Phys. Lett.* 21, 595 (1966)
- [57] M. Bott-Bodenhausen et al., *Phys. Lett. B* 24, 438 (1967)
- [58] A. H. Rosenfeld et al., *Rev. Mod. Phys.* 40, 77 (1968)
- [59] J.-M. Gaillard et al., *Phys. Rev. Lett.* 18, 20 (1967)
- [60] J. W. Cronin et al., *Phys. Rev. Lett.* 18, 25 (1967)
- [61] T. T. Wu and C. N. Yang, *Phys. Rev. Lett.* 13, 380 (1964)
- [62] R. C. Casella, *Phys. Rev. Lett.* 21, 1128 (1968) and 22, 554 (1969)
- [63] J. C. Chollet et al., *Phys. Lett.* 31 B, 658 (1970)
- [64] J. C. Chollet et al., Proc. Topical Conf. on Weak Interactions, CERN report 69-7, p. 309 (1969)
- [65] K. R. Schubert et al., *Phys. Lett.* 31 B, 662 (1970)
- [66] B. R. Webber et al., *Phys. Rev. D* 1, 1967 (1970)
- [67] S. Bennett et al., *Phys. Lett. B* 29, 317 (1969)
- [68] B. R. Webber, UC Berkeley Ph. D. Thesis, report UCRL-19226 (1969)
- [69] J. W. Cronin, Nobel Lecture 1980, *Rev. Mod. Phys.* 53, 373 (1981)
- [70] J. H. Christenson et al., *Phys. Rev. Lett.* 43, 1209 (1979)
- [71] V. V. Barmin et al., *Phys. Lett. B* 128, 129 (1983)
- [72] M. Baldo-Ceolin et al., *JETP Lett.* 38, 557 (1983)
- [73] V. V. Barmin et al., *Nucl. Phys. B* 247, 293 (1984)
- [74] A. Angelopoulos et al. (CPLEAR), *Phys. Reports* 374, 165 (2003)
- [75] A. Angelopoulos et al. (CPLEAR), *Phys. Lett. B* 444, 43 (1998)
- [76] A. Angelopoulos et al. (CPLEAR), *Phys. Lett. B* 444, 52 (1998)
- [77] A. Apostolakis et al. (CPLEAR), *Phys. Lett. B* 456, 297 (1999)
- [78] D. Babusci et al. (KLOE), *Phys. Lett. B* 723, 54 (2013)
- [79] F. Ambrosino et al. (KLOE), G. D'Ambrosio and G. Isidori, *JHEP* 12, 011 (2006)
- [80] L. Wolfenstein, *Phys. Rev. Lett.* 13, 562 (1964)
- [81] J. Gasser and U. G. Meissner, *Phys. Lett. B* 258, 219 (1991)
- [82] F. Ambrosino et al. (KLOE), *EPJ C* 48, 767 (2006)
- [83] T. Alexopoulos et al. (KTeV), *Phys. Rev. D* 70, 092006 (2004)
- [84] F. Ambrosino et al. (KLOE), *Phys. Lett. B* 632, 43 (2006)
- [85] A. Lai et al. (NA48), *Phys. Lett. B* 645, 26 (2007)
- [86] A. Apostolakis et al. (CPLEAR), *Phys. Lett. B* 458, 545 (1999)
- [87] J. R. Batley et al. (NA48), *Phys. Lett. B* 544, 97 (2002)
- [88] R. Feynman and M. Gell-Mann, *Phys. Rev.* 109, 193 (1958)
- [89] A. Angelopoulos et al. (CPLEAR), *Phys. Lett. B* 444, 38 (1998)
- [90] C. O. Dib and B. Guberina, *Phys. Lett. B* 255, 113 (1991)

- [91] J. J. Sakurai, *Phys. Rev.* 109, 980 (1958)
- [92] W. M. Morse et al. *Phys. Rev. D* 21, 1750 (1980)
- [93] M. Abe et al. *Phys. Rev. D* 73, 072005 (2006)
- [94] E. S. Ginsberg and J. Smith, *Phys. Rev. D* 8, 3887 (1973)
- [95] I. I. Bigi and A. I. Sanda, “CP Violation”, Cambridge University Press (2000)
- [96] R. Aaij et al. (LHCb), *Phys. Rev. Lett.* 108, 241801 (2012)
- [97] B. Aubert et al. (BABAR) *Phys. Rev. Lett.* 98, 211802 (2007)
- [98] M. Starič et al. (Belle), *Phys. Rev. Lett.* 98, 211808 (2007)
- [99] Y. Amhis et al. (HFAG), arXiv:1207.1158 (2012) and June 2014 update at <http://www.slac.stanford.edu/xorg/hfag/charm/>
- [100] H. Albrecht et al. (ARGUS), *Phys. Lett. B* 192, 245 (1987)
- [101] D. Buskulic et al. (ALEPH), *Phys. Lett. B* 313, 498 (1993)
- [102] R. Aaij et al. (LHCb), *Phys. Lett. B* 719, 318 (2013)
- [103] B. Aubert et al. (BABAR), *Phys. Rev. D* 70, 012007 (2004)
- [104] T. Higuchi et al. (Belle), *Phys. Rev. D* 85, 071105 (2012)
- [105] A. Lenz and U. Nierste, *JHEP* 06, 072 (2007)
- [106] B. Aubert et al. (BABAR), *Phys. Rev. Lett.* 96, 251802 (2006)
- [107] E. Nakano et al. (Belle), *Phys. Rev. D* 73, 112002 (2006)
- [108] V. M. Abazov et al. (D0), *Phys. Rev. D* 86, 072009 (2012)
- [109] J. P. Lees et al. (BABAR), *Phys. Rev. Lett.* 111, 101802 (2013)
- [110] C. Albajar et al. (UA1), *Phys. Lett. B* 186, 247 (1987)
- [111] D. Busculic et al. (ALEPH), *Phys. Lett. B* 322, 275 (1994)
- [112] A. Heister et al. (ALEPH), *EPJ C* 29, 143 (2003)
- [113] A. Abulencia et al. (CDF), *Phys. Rev. Lett.* 97, 062003 (2006)
- [114] R. Aaij et al. (LHCb), *New J. Phys.* 15, 053021 (2013)
- [115] V. M. Abazov et al. (D0), *Phys. Rev. Lett.* 110, 011801 (2013)
- [116] R. Aaij et al. (LHCb), *Phys. Lett. B* 728, 607 (2014)
- [117] V. M. Abazov et al. (D0), *Phys. Rev. D* 89, 012002 (2014)
- [118] B. Aubert et al. (BABAR), *Phys. Rev. Lett.* 87, 091801 (2001)
- [119] K. Abe et al. (Belle), *Phys. Rev. Lett.* 87, 091802 (2001)
- [120] B. Aubert et al. (BABAR), *Phys. Rev. D* 71, 032005 (2005)
- [121] B. Aubert et al. (BABAR), *Phys. Rev. D* 79, 072009 (2009)
- [122] I. Adachi et al. (Belle), *Phys. Rev. Lett.* 108, 171802 (2012)
- [123] T. B. Day, *Phys. Rev.* 121, 1204 (1961)
- [124] H. Lipkin, *Phys. Rev.* 176, 1715 (1968)
- [125] R. Aaij et al. (LHCb), *Phys. Lett. B* 721, 24 (2013)
- [126] H.-J. Gerber, presented at the 2013 MITP Workshop on T Violation and CPT Tests in Neutral-Meson Systems, <https://indico.cern.ch/event/244839/material/slides/>
- [127] H.-J. Gerber, private communication (2014)
- [128] E. Applebaum et al., *Phys. Rev. D* 89, 076011 (2014)

- [129] M. C. Banuls and J. Bernabeu, *Phys. Lett. B* 464, 117 (1999) and *Nucl. Phys. B* 590, 19 (2000)
- [130] E. Alvarez and J. Bernabeu, *Phys. Lett. B* 579, 79 (2004)
- [131] E. Alvarez and A. Szykman, *Mod. Phys. Lett. A* 23, 2085 (2008)
- [132] J. P. Lees et al. (BABAR), *Phys. Rev. Lett.* 109, 211801 (2012)
- [133] K. R. Schubert, Summary of the 2013 MITP Workshop on T Violation and CPT Tests in Neutral-Meson Systems, arXiv:1401.6938 (2014)
- [134] V. A. Kostelecký, *Phys. Rev. D* 69, 105009 (2004) and references therein
- [135] B. Aubert et al. (BABAR), *Phys. Rev. Lett.* 100, 131802 (2008)