

# An Equity Investigation of Attitudinal Shifts in Introductory Physics

Adrienne Traxler

*Wright State University, 3640 Colonel Glenn Hwy., Dayton, OH 45435, USA\**

Eric Brewé

*Florida International University, 11200 SW 8th St, Miami, FL 33199, USA*

(Dated: September 19, 2014)

## Abstract

We report on seven years of attitudinal data using the Colorado Learning Attitudes about Science Survey from University Modeling Instruction (UMI) sections of introductory physics at Florida International University. This work expands upon previous studies that reported consistently positive attitude shifts in UMI courses; here, we disaggregate the data by gender and ethnicity to look for any disparities in the pattern of favorable shifts. We find that women and students from statistically underrepresented ethnic groups are equally supported on this attitudinal measure, and that this result holds even when interaction effects of gender and ethnicity are included. We conclude with suggestions for future work in UMI courses and for attitudinal equity investigations generally.

PACS numbers: 01.40.Fk,01.40.gb

## I. INTRODUCTION

The University Modeling Instruction curriculum (UMI; 1) developed and studied at Florida International University (FIU) has produced an uncommon pattern of consistently positive shifts in student attitudes toward physics<sup>2</sup>. The case for studying student attitudes and epistemologies has been made at greater length elsewhere<sup>2-4</sup>; here, we will summarize those arguments, but largely take as a given that improving students' attitudes toward physics is one relevant dimension of success for a curriculum. However, education researchers must be cautious of overgeneralizing results, and one such overreach is to claim that a benefit is received by all students when in fact it only accrues to those from majority groups. FIU, a Hispanic-serving institution with a large fraction of women in the calculus-based Modeling sections, provides an important opportunity to investigate this aspect of the UMI curriculum with a diverse student body. Section II discusses the context of gap-based analyses in education research, outlining some of the pitfalls of this approach and why we have chosen it here, and also summarizes some of the most relevant results on attitude surveys. Section III outlines the context of data collection and the research questions considered. Section IV summarizes our results, and Section V concludes with suggestions for future equity investigations of attitudinal or conceptual measures, cautioning to avoid forms of “gap-gazing” that can further marginalize underrepresented groups.

## II. BACKGROUND

### A. Gaps analyses

Examination of performance differences, or looking for “gaps” between groups, is not without controversy in education research. As outlined by Gutiérrez<sup>5</sup> in mathematics and Danielsson<sup>6</sup> in physics, gaps analyses run the risk of essentializing student identities by overgeneralizing (e.g., “all women...”). Gutiérrez argues that gap analyses often implicitly reinforce a deficit model in which students' differences are presumed to be the result of inadequacies in preparation, skill, or ability. Further, she argues, this frames students from different backgrounds in opposition with one another. Lubienski<sup>7</sup>, on the other hand, contends that investigations of gaps are critically important to inform education policy and that

it would be “irresponsible” to stop making gaps analyses. Following on Lubienski, we feel that it is not just valuable but essential for teachers and curriculum developers to question whether the benefits of instruction are distributed equitably among statistically underrepresented and majority student groups.

Some gap-based analyses, when thoughtfully conducted, have deepened our understanding of the mechanisms behind systemic performance differences on traditional academic measures. One key example is stereotype threat, originally uncovered when testing different framings of a difficult verbal test given to white and African American students<sup>8</sup>. This landmark study and many following (for one review, see<sup>9</sup>) reveal a previously invisible barrier for women and students from statistically underrepresented racial and ethnic groups. Aware of negative stereotypes about their groups and invested in disproving them, these students face extra cognitive load from their awareness, and often show performance drops in the very subjects where they care the most<sup>10</sup>.

Stereotype threat research has led to a richer understanding of how to frame classroom tasks in a manner that better supports all students. This work, including some in physics education research<sup>11</sup>, would not have been possible without a willingness to investigate the causes of systematically observed performance differences between groups. Indeed, while Gutiérrez outlines pitfalls of gaps analyses, she also gives suggestions for avoiding them<sup>5</sup>. These suggestions include include a greater focus on intervention work and on effective teaching and learning environments. In the spirit of the latter category, we focus our attention on data collected from University Modeling Instruction classes at FIU.

Rodriguez et al.<sup>12</sup> discuss three predominant models of equity in the context of physics education research: Equity of Fairness, Equity of Parity, and Equity of Individuality. Under the Equity of Fairness model, students from all populations should experience similar gains or losses. Equity of Fairness models would preserve pre-existing gaps. In the Equity of Parity model, students from one population might enter with lower scores on some measure, but all should leave with the same score distribution. Interventions striving for gap closing work from an Equity of Parity model. Finally, Equity of Individuality investigations explicitly avoid group comparisons and instead focus on understanding individual excellence. Gap-based analyses are unable to speak to this model, but may still provide important insight to equity of fairness or equity of parity questions. Research such as this paper, which explores

differences in attitudinal shifts between groups, is relevant to Equity of Parity and Equity of Fairness models.

Previous work has outlined the epistemological goals of the UMI curriculum, which frames modeling as the key activity of scientists<sup>1,13</sup>. UMI classes have shown favorable student outcomes in conceptual understanding<sup>14</sup>, self-efficacy<sup>15,16</sup>, in student social network measures<sup>17</sup>, and in student attitudes towards physics<sup>2</sup> and engaging in physics<sup>18</sup>. We expand on the latter work here by examining whether these attitudinal gains are shared equally by women and by students from black, Hispanic, Native American, and Pacific Islander ethnicities. As of this paper’s writing, all four ethnic groups are statistically underrepresented in the sciences and in physics, relative to the demographics of the United States population<sup>19</sup>. In the text, we will adopt this language of “statistically underrepresented,” to avoid the deprecating connotations of “underrepresented minorities” and also to more accurately reflect FIU’s status as a predominantly Hispanic institution.

## **B. Student attitudes**

A variety of studies now document student attitudes in introductory university physics<sup>3,20,21</sup>, and the effects of students’ attitudes and epistemologies on their conceptual gains<sup>20,22</sup>, use of content knowledge<sup>23</sup>, and choice of courses and majors<sup>22,24</sup>. However, these results are not always reported through a lens of demographic factors. While attention has been paid to gender differences on conceptual inventories (see Madsen et al.<sup>25</sup> for a recent review), comparatively little attention has been paid to differences between majority and statistically underrepresented ethnic groups. Studies of student attitudes are less common than research on conceptual gains, and most have not disaggregated by demographic factors. However, some reported CLASS data has shown more favorable pretest attitudes and shifts for men<sup>21,26</sup>.

Despite a dearth of research on differential attitudes toward physics or science generally, the research on stereotype threat introduced above cautions us that attitudinal differences are very salient for students from statistically underrepresented groups. A serious long-term consequence of stereotype threat is the filtering effect it applies to participation: students from negatively-stereotyped groups, over time, often disidentify with the threatened area<sup>27</sup>.

As a result, differentially lower initial attitudes or negative attitudinal shifts may be an important warning to instructors of disengagement in students from threatened groups.

Research from the University of Colorado has shown that initial (pre-university instruction) student attitudes are strongly correlated with pursuing a physics major<sup>24</sup>. It remains an open question whether positive shifts in attitude show a similar longitudinal signal (open, in part, because demonstrating consistently positive shifts has itself been a substantial barrier). However, at a more fine-grained scale, a positive shift in attitudes toward physics learning has been linked with more central membership in the physics community in FIU's rapidly growing physics major population<sup>18</sup>.

We have ample motivation to examine patterns of positive attitudinal shifts, as potential signals of growing student investment and participation in physics. However, to accurately report promising findings, we must also ask whether any such benefits are equally received by all groups of interest. In this paper, we investigate pre-course to post-course attitude scores and shifts for students in calculus-based Physics I (mechanics) courses. From previous work, we know that the University Modeling Instruction courses are equitable by the Equity of Fairness model for Force Concept Inventory gains by ethnicity, but not by gender<sup>14</sup>. Here we extend the equity question to attitudinal shifts. This investigation contributes to the knowledge base on impacts of student attitudes by first exploring differential attitudes across statistically underrepresented student groups, and then by asking how instruction shifts student attitudes among these groups.

### III. METHODS

FIU is a large, minority-serving institution (54,000 students, 61% Hispanic, 13% black, in Spring 2014) with a primarily commuter student body. Over the past ten years, the Physics Education Research Group has guided a series of structural reforms in the introductory physics courses, including the addition of University Modeling Instruction sections of the calculus-based sequence.

The data presented in this paper is drawn from introductory physics I courses and was collected from the Fall 2007 to Fall 2013 semesters. The Colorado Learning Attitudes about Science Survey<sup>21</sup> was administered on paper at the beginning and end of each term and

Gender		Ethnicity (SR)		Ethnicity (SUR)			
F	M	ASIAN	WHITE	AMIND	BLACK	HISPA	PACIF
51.5%	48.5%	6.1%	8.0%	0.4%	8.3%	76.9%	0.4%

Table I. Demographics of University Modeling Instruction sections in the sample (N=264). Percentages are given for gender and for ethnic representation, grouping by statistically well- or over-represented (SR) and statistically underrepresented (SUR).

filtered for matched student responses. Table I shows the demographics of the student sample. The gender ratio is much closer to parity in UMI sections than in traditional lecture physics courses at FIU, while the distribution of students’ ethnic representation is very similar between the two course formats.

We look for pretest, post-test, and shift differences between students who are statistically well- or over-represented in physics (male, Asian, and white students) and those who belong to statistically underrepresented groups (female, black, Hispanic, Native American, and Pacific Islander students). We seek to answer two research questions:

1. Do gender or ethnic representation influence students’ percentage of expert-like CLASS responses in University Modeling Instruction?
2. Is there an interaction between gender and ethnic representation?

To address the first question, we disaggregate student pretests, post-tests, and shifts in percentage favorable responses on the CLASS. In addition to checking for statistically significant differences in these values between groups, we follow Rodriguez et al.<sup>12</sup> in looking for significant effect sizes. Measured using Cohen’s  $d$ <sup>28</sup>:

$$d = \frac{\mu_2 - \mu_1}{\sigma_{pooled}} \quad (1)$$

the effect size provides an indicator of “practical significance,” and thus serves as a necessary accompaniment to statistical significance when reporting claims about gaps between groups<sup>12</sup>.

The second question occurs because the intersection of gender and racial or ethnic identity is known to pose additional challenges for women of color in the sciences<sup>29</sup>. To address

this point, we use a linear regression model including an interaction term for gender and ethnicity, and investigate whether it explains a significant amount of the variance in post-course attitudes.

#### IV. RESULTS

Figure 1 shows the significant and positive differences between pre- and post-course responses in the Modeling classes. Disaggregating by gender and by ethnic representation, we see that all subgroups show significant positive shifts. Figure 2 elaborates on the disaggregated results by showing percentage favorable shifts for all students, by gender, and by ethnic representation.

Figure 3 shows the effect sizes, Cohen’s  $d$ , of group differences on pre- and post-test. We see that for both gender and ethnicity, on pre- and post-course administrations of the CLASS, the effect sizes of the differences are small ( $d \lesssim 0.2$ ) and the error bars overlap zero. This overlap indicates that there is no meaningful difference between the pre- and post-course means for men compared to women, or statistically represented compared to statistically underrepresented ethnicities.

Finally, to check for possible interactions of gender and ethnicity that might be overlooked when considering each factor individually, we use a linear regression model:

$$\text{Post} \sim \text{Pre} + \text{Gender} + \text{EthRep} + \text{Gender} \times \text{EthRep} \quad (2)$$

Here, Post and Pre represent the overall percent favorable scores, Gender is coded as F or M<sup>30</sup>, and EthRep is coded SR or SUR for statistically represented or underrepresented ethnic groups respectively.

Fitting this model to the sample of 264 students, we find that only the coefficient for Pre is significant:  $\beta_{\text{Pre}} = 0.57$ , 95% CI = (0.46, 0.67),  $p < 0.01$ . For the full model,  $R^2 = 0.32$ , indicating that substantial variance remains unexplained. Neither gender nor ethnic representation, or the interaction between them, were significant predictors of post-course expert-like beliefs once a student’s pre-course beliefs were accounted for. This result confirms the non-significant effect sizes found above, and clarifies that there is no detectable gender-ethnicity interaction that was hidden by splitting the data along those categories.

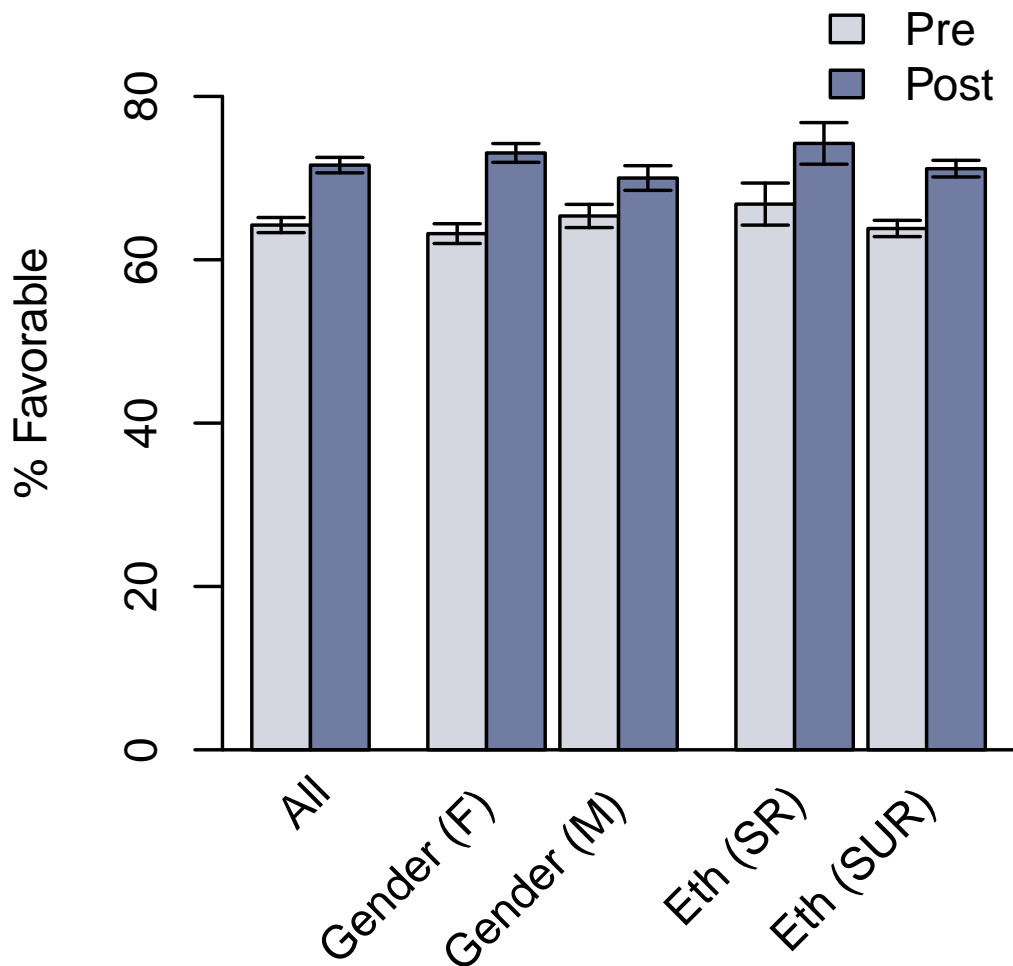


Figure 1. (Color online) Overall favorable average CLASS scores for Modeling Instruction sections. Bars show standard error of the mean.

## V. DISCUSSION AND CONCLUSIONS

Previous studies of student conceptual gains in introductory physics have pointed to a disparity between male and female students<sup>14,25</sup>. Results vary on whether these gaps persist in reform-based classes, where various features of the learning environment might be expected to support traditionally marginalized students. Although there is important debate about the degree to which “gap-gazing” is useful or appropriate in education research, a gender or ethnicity-divided difference in gains is troubling because it suggests that not all students are



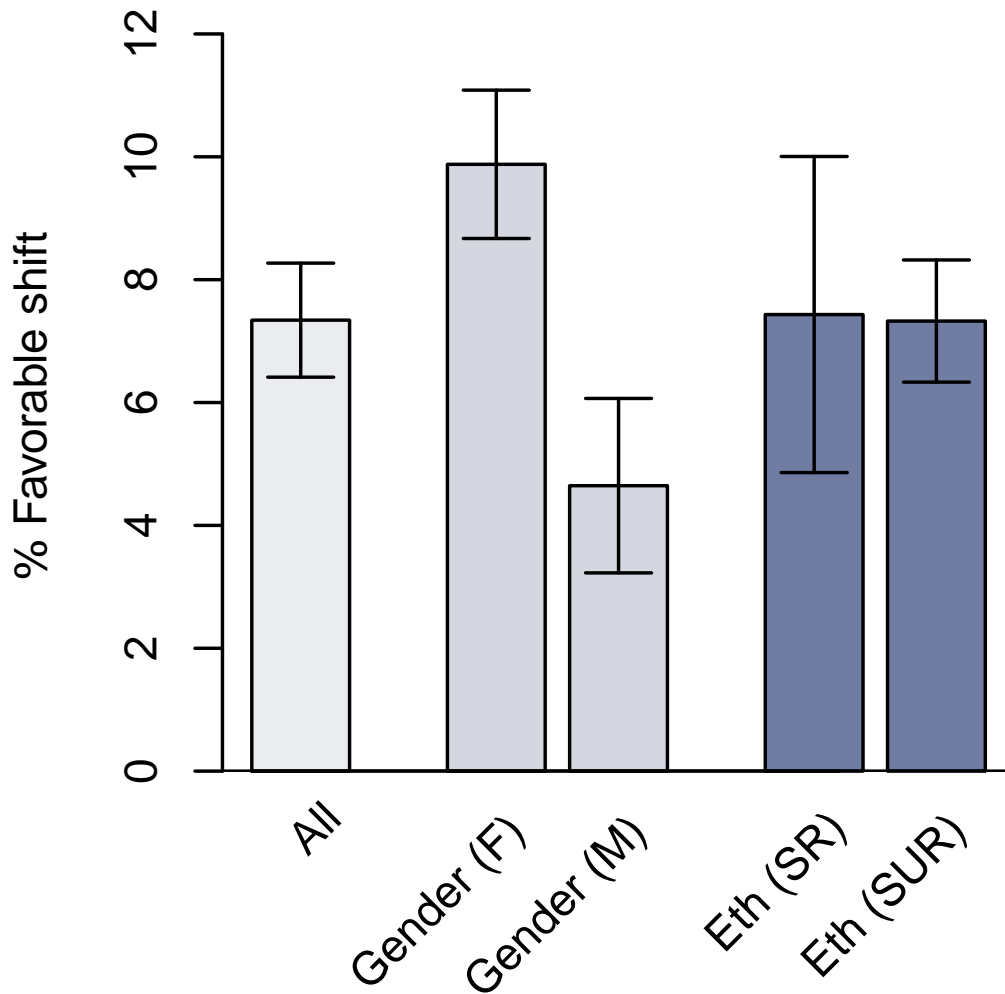


Figure 2. (Color online) Average shift in overall favorable percentage CLASS score, with bars showing standard error. Shifts are shown overall and then disaggregated by gender (male or female) and ethnic representation (statistically represented or statistically underrepresented).

receiving the claimed benefits of reform efforts.

In the attitudinal study reported here, the picture is somewhat different than for conceptual measures. Returning to our research questions:

1. *Do gender or ethnic representation influence students' percentage of expert-like CLASS responses in University Modeling Instruction?* There is no evidence that either female students, or those from statistically underrepresented ethnicities, have either lower or higher

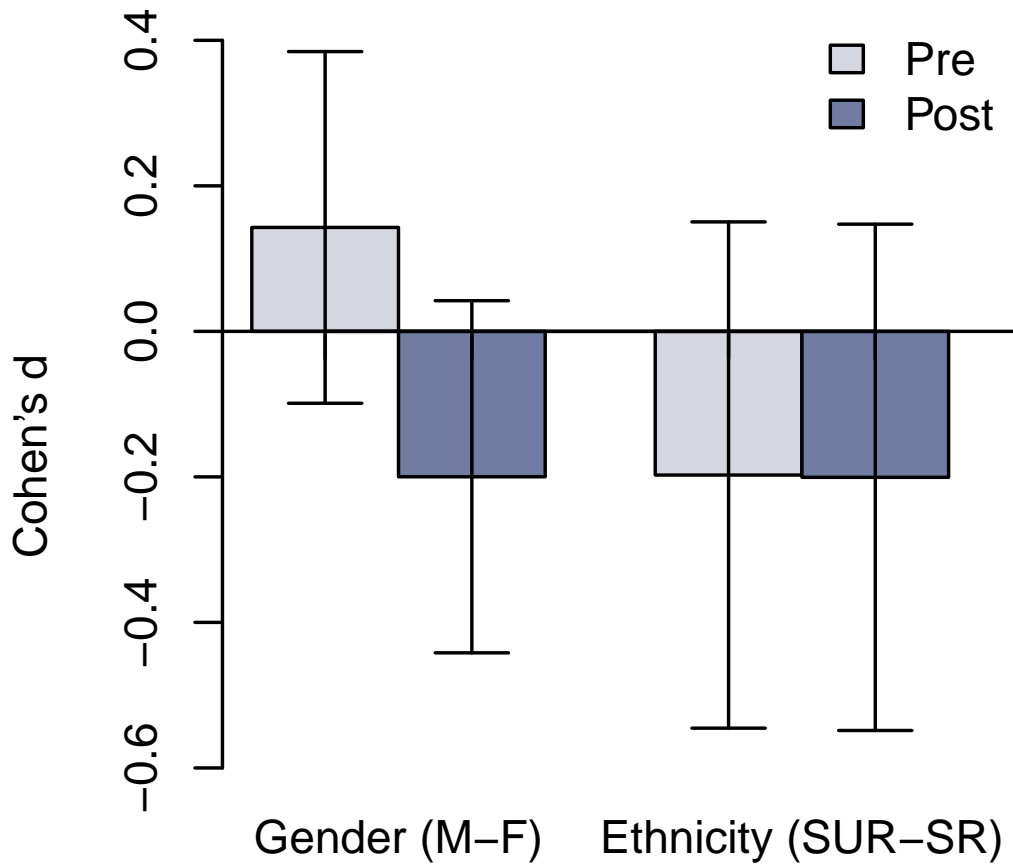


Figure 3. (Color online) Effect sizes of disaggregated groups. In all cases, differences between group means are at or below the threshold for small effect size, with error bars crossing the axis indicating no meaningful effect.

pre-course, post-course, or shifts in percentage of favorable beliefs on the CLASS. Closer examination of the score distributions does show some evidence of a ceiling effect on the post-course CLASS, but it does not appear that the effect is stronger for the traditionally-majority groups (which, if the case, might artificially suppress a gap). It would be very useful to disaggregate the scores by gender and ethnicity for a broader sample of classes, where high pretest scores are less prevalent, and for non-Modeling courses (more on this below).

2. *Is there an interaction between gender and ethnic representation?* In a linear model of post-course attitude scores where gender, ethnicity, and their interaction are included, none of these coefficients are statistically significant. Only students' pre-course attitudes are a significant predictor in the model, and even this term only accounts for 32% of the total variance in post-course attitude scores. So far as we can detect with this data, women from statistically underrepresented ethnicities have a similar pre- and post-course attitude profile as their peers in other groups.

Revisiting the two models of equity discussed in Section II, the Modeling classes are supportive of student attitudes in the equity of fairness sense, where all groups show similar gains. As no pre-course differences in distribution existed, nor did traditional majority groups show disproportionate gains, Modeling is also supportive of student attitudes by the Equity of Parity model.

As noted above, one possible explanation for FCI gender gaps is stereotype threat, which is known to depress the performance of women and students from underrepresented ethnic groups on many academic tasks. However, a key component of the threat is perceived risk of doing badly on a task where one will be judged. An attitude survey, where students are asked to rate their beliefs rather than to choose one correct answer, may be perceived as a less failure-prone task and thus not trigger the threat. However, this explanation does not account for the lack in our sample of a gender difference in attitudes, which has been observed in other CLASS studies. Additionally, the pre-course attitudes for students entering the Modeling classes are already very favorable, above lecture students at the same institution and at the high end of typical pre-course scores reported for the CLASS (Adams et al.<sup>21</sup>, Table VIII).

Possible explanations include greater student buy-in at the beginning of the semester, as students must apply and be selected by lottery due to the popularity of the UMI sections. A related hypothesis is that the same informal network of peers that passes information about the course may also confer a higher expectation of success, leading to a self-efficacy boost that registers on the CLASS. To help account for the first possibility, a more comprehensive attitude survey of lecture students in the same cohort would be useful: tracking students who unsuccessfully applied to Modeling sections, and comparing their CLASS pre-course scores with those who found seats in Modeling, could detect whether the UMI classes somehow

attract more “physics people.” Observationally however, this is somewhat unlikely, as many UMI students are on pre-medical paths and have no initial interest in a physics career.

Returning to the question of “gap-gazing,” looking for performance differences between groups should be done carefully, because it risks problematizing already marginalized students. But until the field of physics accurately reflects the diverse talents of the population, and until effects such as stereotype threat are no longer detectable, it is important for education researchers to address whether their reforms truly are for all students. Building on this awareness, a constructive way to address the problems of underrepresentation in science is to examine successful curricula and learning environments so that lessons may be drawn from positive examples.

In this work, we have examined the favorable attitudinal shifts reported in UMI courses, asking whether they are equitable among students of different genders and ethnicities. We find that they are, and somewhat surprisingly, that this is true even on a pre-course attitude survey where more negative attitudes have been reported for women in other studies. While it would be unreasonable to attribute this pre-course parity to the UMI curriculum, it suggests that a fruitful dimension for research to expand is beyond the boundaries of classroom pre- and post-tests, to investigate the learning networks and communities that may transmit information and expectations to future students. The results reported here, taken together with previous FCI and odds of success comparisons for the same courses<sup>14</sup>, also caution against taking any one test score—attitudinal, conceptual, or otherwise—as the solitary measure of a student group. Multiple measures of success are needed to understand, measure, and value the many things that students learn in physics courses.

## ACKNOWLEDGMENTS

This manuscript is based upon work supported by the Howard Hughes Medical Institute’s Science Education Grant No. 52006924 and by the National Science Foundation under Grant No. 0802184 and DUE 1140706. The authors would like to thank the students who

participated in this study and the FIU Physics Education Research Group for their insight.

---

\* adrienne.traxler@wright.edu

- <sup>1</sup> E. Brewe, *American Journal of Physics* **76**, 1155 (2008).
- <sup>2</sup> E. Brewe, A. Traxler, J. de la Garza, and L. H. Kramer, *Physical Review Special Topics - Physics Education Research* **9**, 020116 (2013).
- <sup>3</sup> E. F. Redish, J. M. Saul, and R. N. Steinberg, *American Journal of Physics* **66**, 212 (1998).
- <sup>4</sup> National Research Council, *Discipline-Based Education Research: Understanding and Improving Learning in Undergraduate Science and Engineering* (The National Academies Press, Washington, D.C., 2012), ISBN 0309254116.
- <sup>5</sup> R. Gutiérrez, *Journal for Research in Mathematics Education* **39**, 357 (2008).
- <sup>6</sup> A. T. Danielsson, in *Never Mind the Gap! Gendering Science in Transgressive Encounters*, edited by M. Blomqvist and E. Ehnsmyr (University Printers, Uppsala, Uppsala, Sweden, 2010), vol. 15 of *Crossroads of Knowledge*, pp. 65–83.
- <sup>7</sup> S. T. Lubienski, *Journal for Research in Mathematics Education* **39**, 350 (2008).
- <sup>8</sup> C. M. Steele and J. Aronson, *Journal of Personality and Social Psychology* **69**, 797 (1995).
- <sup>9</sup> J. Aronson and C. M. Steele, in *Handbook of competence and motivation*, edited by A. J. Elliot and C. S. Dweck (Guilford Press, New York, 2005), p. 436, ISBN 9781593851231.
- <sup>10</sup> J. Aronson, M. J. Lustina, C. Good, K. Keough, C. M. Steele, and J. Brown, *Journal of Experimental Social Psychology* **35**, 29 (1999).
- <sup>11</sup> A. Miyake, L. E. Kost-Smith, N. D. Finkelstein, S. J. Pollock, G. L. Cohen, and T. A. Ito, *Science* **330**, 1234 (2010).
- <sup>12</sup> I. Rodriguez, E. Brewe, V. Sawtelle, and L. H. Kramer, *Physical Review Special Topics - Physics Education Research* **8**, 020103 (2012).
- <sup>13</sup> D. Hestenes, *American Journal of Physics* **55**, 440 (1987).
- <sup>14</sup> E. Brewe, V. Sawtelle, L. H. Kramer, G. E. O'Brien, I. Rodriguez, and P. Pamelá, *Physical Review Special Topics - Physics Education Research* **6**, 010106 (2010).
- <sup>15</sup> V. Sawtelle, E. Brewe, and L. H. Kramer, in *2010 Physics Education Research Conference*, edited by C. Singh, M. Sabella, and S. Rebello (2010), vol. 1289 of *AIP Conference Proceedings*, pp.

289–292.

- <sup>16</sup> V. Sawtelle, E. Brewé, R. M. Goertzen, and L. H. Kramer, in *2011 Physics Education Research Conference*, edited by N. S. Rebello, P. V. Engelhardt, and C. Singh (2012), vol. 1413 of *AIP Conference Proceedings*, pp. 339–342.
- <sup>17</sup> E. Brewé, L. H. Kramer, and G. E. O’Brien, in *2010 Physics Education Research Conference*, edited by C. Singh, M. Sabella, and S. Rebello (2010), vol. 1289 of *AIP Conference Proceedings*, pp. 85–88.
- <sup>18</sup> R. M. Goertzen, E. Brewé, and L. Kramer, *International Journal of Science Education* **35**, 262 (2013).
- <sup>19</sup> Note1, data from the American Physical Society (<http://www.aps.org/programs/education/statistics/>), sourced from the IPEDS Completion Survey.
- <sup>20</sup> I. Halloun, in *The changing role of physics departments in modern universities* (American Institute of Physics, College Park, MD, 1997), vol. 399 of *AIP Conference Proceedings*, pp. 605–614.
- <sup>21</sup> W. K. Adams, K. K. Perkins, N. S. Podolefsky, M. Dubson, N. D. Finkelstein, and C. E. Wieman, *Physical Review Special Topics - Physics Education Research* **2**, 010101 (2006).
- <sup>22</sup> K. K. Perkins, W. K. Adams, S. J. Pollock, N. D. Finkelstein, and C. E. Wieman, in *2004 Physics Education Research Conference*, edited by J. Marx, P. Heron, and S. Franklin (American Institute of Physics, 2005), vol. 790 of *AIP Conference Proceedings*, pp. 61–64.
- <sup>23</sup> L. Lising and A. Elby, *American Journal of Physics* **73**, 372 (2005).
- <sup>24</sup> K. K. Perkins and M. Gratny, in *2010 Physics Education Research Conference*, edited by C. Singh, M. Sabella, and S. Rebello (AIP, Portland, Oregon, 2010), vol. 1289 of *AIP Conference Proceedings*, pp. 253–256.
- <sup>25</sup> A. Madsen, S. B. McKagan, and E. C. Sayre, *Physical Review Special Topics - Physics Education Research* **9**, 020121 (2013).
- <sup>26</sup> L. E. Kost, S. J. Pollock, and N. D. Finkelstein, *Physical Review Special Topics - Physics Education Research* **5**, 010101 (2009).
- <sup>27</sup> C. M. Steele, *American Psychologist* **52**, 613 (1997).
- <sup>28</sup> J. Cohen, *Psychological Bulletin* **112**, 155 (1992).
- <sup>29</sup> M. Ong, C. Wright, L. L. Espinosa, and G. Orfield, *Harvard Educational Review* **81**, 172 (2011).
- <sup>30</sup> Note2, we acknowledge that this gender binary is a simplification, but our demographic data

comes from the university database, which presently only allows these two choices.