

Long-range magnetic interaction and frustration in double perovskite $\text{Sr}_2\text{NiIrO}_6$

Xuedong Ou, Zhengwei Li, Fengren Fan, Hongbo Wang, and Hua Wu*

Laboratory for Computational Physical Sciences (MOE), State Key Laboratory of Surface Physics, and Department of Physics, Fudan University, Shanghai 200433, China

(Dated: today)

$\text{Sr}_2\text{NiIrO}_6$ would be a ferromagnetic (FM) insulator in terms of the common superexchange mechanism between the first nearest neighboring (1NN) magnetic ions Ni^{2+} ($t_{2g}^6 e_g^2$) and Ir^{6+} (t_{2g}^3). However, the observed antiferromagnetic (AF) order questions this viewpoint. In this work, we present first-principles calculations and find that while the 1NN Ni^{2+} - Ir^{6+} exchange is indeed FM, the 2NN and 3NN couplings in the fcc Ir (and Ni) sublattice are AF. Moreover, the 2NN AF Ir-Ir coupling turns out to be even stronger than the 1NN FM Ni-Ir coupling, thus giving rise to a magnetic frustration. $\text{Sr}_2\text{NiIrO}_6$ hence becomes a distorted low-temperature antiferromagnet. Naturally, a very similar magnetic property in $\text{Sr}_2\text{ZnIrO}_6$ can be explained by the frustrated AF coupling in the fcc Ir^{6+} sublattice. This work highlights the long-range magnetic interaction of the delocalized $5d$ electrons, and also addresses why the spin-orbit coupling is ineffective here.

PACS numbers: 75.25.Dk, 71.20.-b, 71.70.-d

I. INTRODUCTION

In the insulating transition-metal (TM) oxides, superexchange (SE) coupling of neighboring magnetic ions via intermediate oxygen, according to the Goodenough-Kanamori-Anderson rules¹, commonly plays a leading role in their magnetic order. One simple but useful rule is that for a linear M -O- M' exchange path, the SE would be antiferromagnetic (AF) [ferromagnetic (FM)] when the active orbitals of M and M' are same [different]. Fig. 1(a) shows two d^1 ions each having two orthogonal A-B levels and the same A-level occupation. Taking into account an effective hopping t between two ions associated with the charge fluctuation ($d^1 + d^1 \rightarrow d^0 + d^2$) where the electron correlation Hubbard U is involved, an energy gain of an AF order (relative to a FM one) is proportional to t^2/U in a strong correlation limit ($U \gg t$). Fig. 1(b) shows two different d^1 level occupations, and a FM stability against AF is proportional to $t^2 J_H/U^2$ where J_H is a Hund exchange. This is the reason why a FM Mott insulator is often associated with orbital physics (e.g., an orbital ordering) and its T_C is much lower (due to the factor $J_H/U \sim 1/5$) than the T_N of many AF Mott insulators.

In practice, it is often sufficient to consider the SE between the nearest neighboring (NN) magnetic ions only. This approach applies with much success to numerous insulating $3d$ TM oxides, where the $3d$ electrons are quite localized due to the strong correlation effect. In recent years, $5d$ TM oxides have received considerable attention due to their significant spin-orbit coupling (SOC) effect and possibly exotic properties²⁻¹⁰. The hybrid $3d$ - $5d$ TM oxides are also of current great interest for exploration of novel magnetic and electronic properties in this material system, in which new SOC effects add to the common charge-spin-orbital physics appearing in the $3d$ TM oxides. Among them, the double perovskites $A_2BB'O_6$ (A = alkaline earth metal, B = $3d$ TM, and B' = $5d$ TM) are an important material platform¹¹⁻²²: $\text{Sr}_2\text{FeReO}_6$ is an

above room temperature (RT) ferrimagnetic half metal¹¹, and $\text{Sr}_2\text{CrOsO}_4$ is a ferrimagnetic insulator with a seemingly highest T_C in the perovskite oxides^{13,14}, etc. As $5d$ electrons are moderately or weakly correlated and their orbitals are much delocalized, their magnetic coupling could well be a long-range interaction.

In this work, we study the electronic structure and magnetism of the newly synthesized double perovskite $\text{Sr}_2\text{NiIrO}_6$,¹⁷ using density functional calculations. This material crystallizes in the monoclinic space group $P2_1/n$ at RT (see Fig. 2) and undergoes two structural phase transitions ($P2_1/n \rightarrow I4/m \rightarrow Fm\bar{3}m$) upon heating. Magnetic susceptibility measurements¹⁷ suggest the establishment of AF interactions at $T_N = 58$ K. This oxide has the Ni^{2+} ($t_{2g}^6 e_g^2$)- Ir^{6+} (t_{2g}^3) charge state as seen below. Taking into account a charge fluctuation into the common Ni^{3+} - Ir^{5+} state (a reverse Ni^+ - Ir^{7+} is quite unusual), both the Ni up-spin e_g and down-spin t_{2g} electron hopping (the Ni up-spin t_{2g} levels lie lowest due to the crystal field splitting and Hund exchange) would give a FM SE between the Ni^{2+} and Ir^{6+} ions, see Figs. 1(c)

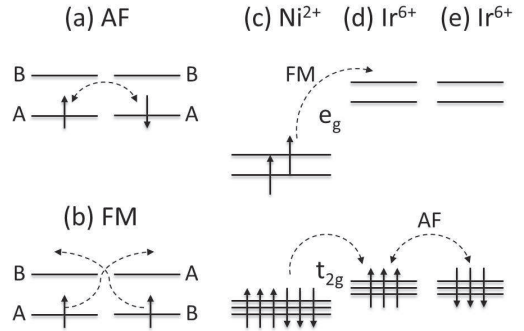


FIG. 1: (a) AF and (b) FM SE between two two-level d^1 ions. (c) and (d): $\text{Sr}_2\text{NiIrO}_6$ would be FM, according to the SE between the NN Ni^{2+} and Ir^{6+} ions. (d) and (e): AF SE in the fcc Ir^{6+} sublattice.

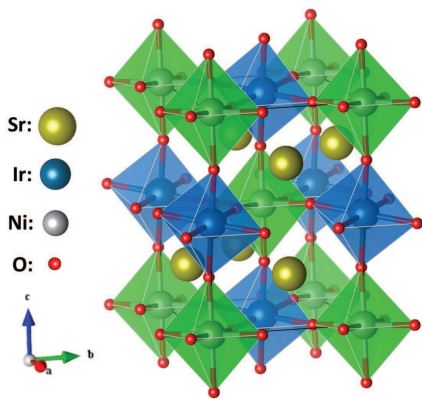


FIG. 2: (Color online) Double perovskite structure of Sr₂NiIrO₆. The Ni and Ir ions form their respective fcc sublattices.

and 1(d). As the e_g and t_{2g} levels are orthogonal, the e_g (t_{2g}) electron hopping follows the simple SE mechanism plotted in Fig. 1(b) [Fig. 1(a)]. Apparently, this expected FM order contradicts the observed AF in Sr₂NiIrO₆, and thus consideration of only NN Ni²⁺-Ir⁶⁺ coupling would be a mistake here. Then, a possibly long-ranged Ir-Ir coupling within the fcc sublattice should be invoked, which would be AF due to the half-filled t_{2g}^3 shells [Figs. 1(d) and 1(e)]. As we calculate below, there is indeed a long-range AF interaction in the fcc Ir⁶⁺ sublattice, and the second NN Ir-Ir AF coupling energy is even bigger than the first NN Ni-Ir FM one, thus giving rise to a magnetic frustration. As a result, Sr₂NiIrO₆ behaves as a distorted low-temperature antiferromagnet¹⁷. Naturally, the frustrated AF couplings in the fcc Ir⁶⁺ sublattice explain a very similar magnetic property in the isostructural Sr₂ZnIrO₆.¹⁷ Note that one could take care of long-range magnetic interaction of the delocalized $5d$ electrons.

II. COMPUTATIONAL DETAILS

Our calculations were performed using the full-potential augmented plane waves plus local orbital method (WIEN2K code)²³. We took the structure data of Sr₂NiIrO₆ measured by neutron diffraction at RT¹⁷. The muffin-tin sphere radii are chosen to be 2.8, 2.1, and 1.5 Bohr for Sr, Ni/Ir, and O atoms, respectively. The cutoff energy of 16 Ry is used for plane wave expansion of interstitial wave functions, and $6 \times 6 \times 4$ \mathbf{k} mesh for integration over the Brillouin zone, both of which ensure a sufficient numerical accuracy. SOC is included by the second-variational method with scalar relativistic wave functions. We employ the local spin density approximation plus Hubbard U (LSDA+ U) method²⁴ and use the typical values, $U = 6$ eV and $J_H = 0.9$ eV ($U = 2$ eV and $J_H = 0.4$ eV), to describe electron correlation of the Ni $3d$ (Ir $5d$) electrons. The calculated Mott insulating state

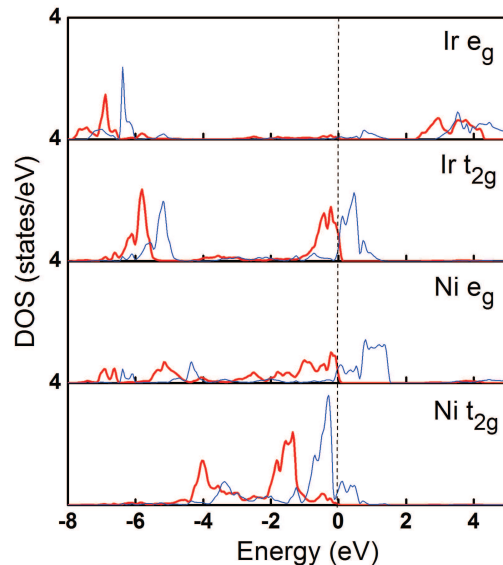


FIG. 3: (Color online) Ir $5d$ and Ni $3d$ DOS of Sr₂NiIrO₆ calculated by LSDA for the FM state. The solid red (thin blue) curves stand for the up (down) spin channel. Fermi level is set at zero energy. Sr₂NiIrO₆ has the Ni²⁺ ($t_{2g}^6 e_g^2$)-Ir⁶⁺ (t_{2g}^3) charge state.

of Sr₂NiIrO₆ remains unchanged in a reasonable range of the U values ($U = 4-8$ eV for Ni $3d$ and $U = 1-3$ eV for Ir $5d$), and the corresponding variation of 1-2 meV for the exchange energy parameters does not affect our discussion and conclusion about the frustrated magnetism.

III. RESULTS AND DISCUSSION

We first study the electronic structure of Sr₂NiIrO₆ and the Ni-Ir charge state. Fig. 3 shows the orbitally resolved density of states (DOS) calculated by LSDA for the FM state. The delocalized Ir $5d$ electrons have a strong covalency with the ligand oxygens, giving rise to a large bonding-antibonding splitting. The $pd\sigma$ splitting of the Ir e_g electrons is up to 9 eV, and the $pd\pi$ splitting of the Ir t_{2g} electrons is about 6 eV. The Ir $5d$ electrons have a t_{2g} - e_g crystal-field splitting of more than 3 eV. Besides the occupied bonding states (around -6 eV) ascribed to the lower-lying O $2p$ bands, only the up-spin Ir t_{2g} state is occupied, giving a formal Ir⁶⁺ charge state with a t_{2g}^3 ($S = 3/2$) configuration. In contrast, the Ni $3d$ electrons are confined and have a smaller $pd\sigma$ ($pd\pi$) bonding-antibonding splitting of 4 eV (2 eV) and the t_{2g} - e_g crystal-field splitting of 1-1.5 eV. Only the down-spin Ni e_g antibonding state is unoccupied, giving a formal Ni²⁺ charge state with the $t_{2g}^6 e_g^2$ ($S = 1$) configuration. Therefore, Sr₂NiIrO₆ has the Ni²⁺-Ir⁶⁺ charge state. Its closed subshells and a finite electron correlation would certainly make Sr₂NiIrO₆ insulating. However, in the present LSDA calculation, the bandwidth of the Ir t_{2g}

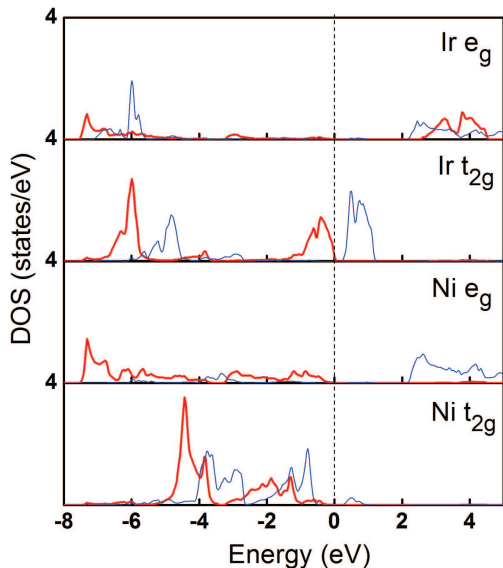


FIG. 4: (Color online) Insulating band structure of $\text{Sr}_2\text{NiIrO}_6$ in the $\text{Ni}^{2+} (t_{2g}^6 e_g^2)\text{-Ir}^{6+} (t_{2g}^3)$ charge state calculated by LSDA+ U for the FM state. Other magnetic states have a very similar band structure.

electrons is slightly larger than the exchange splitting, making the Ir t_{2g} bands of two spin directions somewhat overlapping at the Fermi level. As seen below, this metallic solution will turn into a Mott insulating one upon inclusion of the electron correlation.

We now include the static electron correlation by carrying out LSDA+ U calculations. The insulating band structure is shown in Fig. 4. It has a small band gap of 0.3 eV within the Ir t_{2g} bands due to the moderate electron correlation of the delocalized Ir 5d electrons. The Ni 3d bands have a gap of more than 2 eV due to the strong correlation. The electron correlation enhances electron localization and reduces band hybridization and further stabilizes the $\text{Ni}^{2+}\text{-Ir}^{6+}$ charge state²⁵. The Ni^{2+} ($S = 1$) ion has a spin moment of $1.76 \mu_B$ (see Table I), being close to its formal value of $2 \mu_B$. The Ir^{6+} ($S = 3/2$) ion has a smaller moment of $1.46 \mu_B$ reduced by the strong covalency with the oxygen ligands.

As both the Ni^{2+} and Ir^{6+} ions are magnetic and form their respective fcc sublattices, their magnetic interactions are of concern. Here we study different magnetic structures using LSDA+ U calculations. The G-AF state of $\text{Sr}_2\text{NiIrO}_6$ (FM Ni^{2+} and Ir^{6+} sublattices being AF coupled) turns out to be less stable than the FM state by 89 meV/fu, see Table I. As the FM and G-AF states differ in the exchange energy only by the 1NN Ni-Ir couplings, which are $\pm 6J_{\text{Ni-Ir}}$ per formula unit. Then the average exchange energy parameter of the 1NN Ni-Ir pairs can be estimated to be $J_{\text{Ni-Ir}} = -89/12 \approx -7.4$ meV. This FM Ni-Ir coupling is readily understood by a SE mechanism, see Fig. 1 and the Introduction. However, the observed AF interaction¹⁷ at $T_N = 58$ K questions this description. Therefore, we are motivated to study the

long-range magnetic interactions, particularly associated with the delocalized Ir 5d electrons. To do so, we use two artificial systems with either Ir^{6+} or Ni^{2+} magnetic sublattice only, $\text{Sr}_2\text{ZnIrO}_6$ [i.e., $\text{Sr}_2\text{Zn}(\text{Ni})\text{IrO}_6$ in Table I] and $\text{La}_2\text{NiSiO}_6$ both in the $\text{Sr}_2\text{NiIrO}_6$ structure, to calculate the 2NN $\text{Ir}^{6+}\text{-Ir}^{6+}$ and $\text{Ni}^{2+}\text{-Ni}^{2+}$ exchange parameters ($J'_{\text{Ir-Ir}}$ and $J'_{\text{Ni-Ni}}$ with a reference to the 1NN $J_{\text{Ni-Ir}}$). This approach avoids choices of complicate magnetic structures in bigger supercells, and allows to estimate the two parameters separately. For $\text{Sr}_2\text{Zn}(\text{Ni})\text{IrO}_6$, the layered AF state (FM ab planes being AF alternate along the c axis, see also Fig. 2) is more stable than the FM state by 84 meV/fu, see Table I. The layered AF and FM states differ in the exchange energy only by the 2NN Ir-Ir couplings (with a reference to the 1NN Ni-Ir ones), i.e., $-2J'_{\text{Ir-Ir}}$ vs $6J'_{\text{Ir-Ir}}$. Then the energy difference gives AF $J'_{\text{Ir-Ir}} = 84/8 = 10.5$ meV. The corresponding energy difference of 19 meV/fu for $\text{La}_2\text{NiSiO}_6$ gives AF $J'_{\text{Ni-Ni}} = 19/8 \approx 2.4$ meV, see Table I.

As the magnetic Ir^{6+} and Ni^{2+} ions have closed shells, the SE interactions naturally explain the AF $J'_{\text{Ir-Ir}}$ and $J'_{\text{Ni-Ni}}$. Note that the Ni^{2+} 3d electrons are confined but the Ir^{6+} 5d electrons are delocalized, it is therefore not surprising that $J'_{\text{Ir-Ir}}$ is about four times as big as $J'_{\text{Ni-Ni}}$. However, it is a bit surprising that the 2NN AF $J'_{\text{Ir-Ir}}$ is even bigger than the 1NN FM $J_{\text{Ni-Ir}}$, thus giving rise to a magnetic frustration in $\text{Sr}_2\text{NiIrO}_6$. This vital role of the strong 2NN AF Ir-Ir coupling is also manifested in the real double perovskite $\text{Sr}_2\text{ZnIrO}_6$, see below.

$\text{Sr}_2\text{ZnIrO}_6$ has a very similar crystal structure and magnetic property to $\text{Sr}_2\text{NiIrO}_6$, and it has AF interactions at $T_N = 46$ K.¹⁷ We have also calculated different magnetic states of $\text{Sr}_2\text{ZnIrO}_6$ and find the 2NN AF $J'_{\text{Ir-Ir}} = 75/8 \approx 9.4$ meV (see Table I), being close to $J'_{\text{Ir-Ir}} =$

TABLE I: Relative total energies ΔE (meV/fu) and spin moments M (in unit of μ_B) calculated by LSDA+ U for different systems in different magnetic states. The Ir-Ir magnetic interactions are estimated for $\text{Sr}_2\text{ZnIrO}_6$ either in $\text{Sr}_2\text{NiIrO}_6$ structure (Zn substitution for Ni) or in its real structure¹⁷. The Ni-Ni exchange coupling is estimated using the artificial $\text{La}_2\text{NiSiO}_6$ in $\text{Sr}_2\text{NiIrO}_6$ structure. The derived exchange energy parameters (meV) for the 1NN Ni-Ir, 2NN Ir-Ir and Ni-Ni, and 3NN Ir-Ir pairs are listed in the last two lines.

System	Magn.	ΔE	M ($\text{Ni}^{2+}/\text{Ir}^{6+}$)
$\text{Sr}_2\text{NiIrO}_6$	FM	0	1.76/1.46
	G-AF	89	1.64/1.28
$\text{Sr}_2\text{Zn}(\text{Ni})\text{IrO}_6$	FM	0	/1.39
	layered AF	-84	/1.31
$\text{La}_2\text{NiSiO}_6$	FM	0	1.70/
	layered AF	-19	1.69/
$\text{Sr}_2\text{ZnIrO}_6$	FM	0	/1.42
	layered AF	-75	/1.34
	bilayered AF	-42	/1.36
$J_{\text{Ni-Ir}}$	$J'_{\text{Ir-Ir}}$	$J'_{\text{Ni-Ni}}$	$J''_{\text{Ir-Ir}}$
-7.4	9.4, 10.5	2.4	2.2

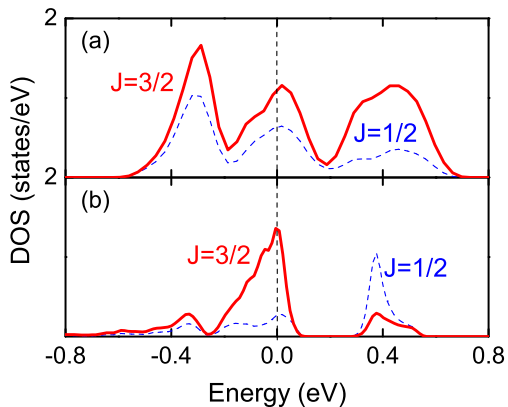


FIG. 5: (Color online) The LDA+SOC calculated Ir^{6+} t_{2g} DOS projected onto the SOC basis set, the $J = 3/2$ quartet (solid red curves) and the $J = 1/2$ doublet (dashed blue curves). (a) In $\text{Sr}_2\text{ZnIrO}_6$, the overall mixing of the $J = 3/2$ and $J = 1/2$ states is due to the band formation of the delocalized Ir $5d$ electrons in the fcc Ir sublattice with twelve Ir-Ir coordination. (b) The SOC splitting of about 0.5 eV between the $J = 3/2$ and the $J = 1/2$ states is restored upon the reduction of the Ir-Ir coordination to four, which is modeled in the artificial system $\text{Sr}_2\text{GaIr}_{0.5}\text{Si}_{0.5}\text{O}_6$ (in $\text{Sr}_2\text{ZnIrO}_6$ structure) with alternating GaIr and SiGa planes.

10.5 meV in $\text{Sr}_2\text{NiIrO}_6$. As the delocalized Ir $5d$ electrons produce a long-range magnetic interaction, we also estimate the 3NN AF $J''_{\text{Ir-Ir}}$ (the exchange path along the linear Ir-O-Ni-O-Ir bonds with the Ir-Ir distance of 7.8 Å) by calculating the bilayered AF state of $\text{Sr}_2\text{ZnIrO}_6$. The bilayered AF state has FM ab planes but AF alternation every bilayer along the c axis, and it is more stable than the FM state by 42 meV/fu. The exchange energy per formula unit can be expressed as $6J'_{\text{Ir-Ir}} + 3J''_{\text{Ir-Ir}}$ for the FM state and $2J'_{\text{Ir-Ir}} + J''_{\text{Ir-Ir}}$ for the bilayered AF state. Therefore, the AF $J''_{\text{Ir-Ir}}$ is estimated to be $(42 - 4 \times 9.4) / 2 = 2.2$ meV.

As seen from the above results, apparently the Ir-Ir magnetic interactions are long-ranged and have a non-negligible strength even at a distance of about 8 Å. It is the long-range AF interactions of the Ir^{6+} sublattice which make $\text{Sr}_2\text{ZnIrO}_6$ magnetically frustrated. It is the strongest 2NN AF $J'_{\text{Ir-Ir}}$ which overwhelms the 1NN FM $J_{\text{Ni-Ir}}$ and also makes $\text{Sr}_2\text{NiIrO}_6$ magnetically frustrated. In a word, the long-range magnetic interactions and frustration would make the cubic double perovskites $\text{Sr}_2\text{NiIrO}_6$ and $\text{Sr}_2\text{ZnIrO}_6$ distorted, and this would partially relieve the magnetic frustration and eventually stabilize them into a very similar low-temperature antiferromagnet as experimentally observed¹⁷.

Finally, we check if the SOC is important or not in the present materials. Normally, SOC is important in heavy $5d$ TMs, and particularly, iridates recently receive great interest²⁻¹⁰. Owing to a large crystal-field splitting, iridates are in a low-spin state with only the t_{2g} occupation (e.g., in a cubic crystal field). Then the SOC splits the

t_{2g} triplet (with 2-fold spin degeneracy) into the lower $J = 3/2$ quartet and the higher $J = 1/2$ doublet^{2,3}. We have used this SOC basis set to project the Ir^{6+} t_{2g} DOS of $\text{Sr}_2\text{ZnIrO}_6$ calculated by LDA+SOC, but we find that the $J = 3/2$ and the $J = 1/2$ states are completely mixed, see Fig. 5(a). Therefore, the $J = 3/2$ and the $J = 1/2$ states are not at all eigen orbitals in $\text{Sr}_2\text{ZnIrO}_6$ (and in $\text{Sr}_2\text{NiIrO}_6$ with the same fcc Ir^{6+} sublattice). This is because the delocalized Ir $5d$ electrons form, with the inter-site electron hoppings in the fcc sublattice (the high coordination of twelve), a ‘broad’ band with its bandwidth being more than 1 eV. Then the SOC effect is ‘killed’. In contrast, if the Ir-Ir coordination number is reduced as in the low-dimensional iridates, the SOC effect would be manifested. To check this, we also calculate the artificial system $\text{Sr}_2\text{GaIr}_{0.5}\text{Si}_{0.5}\text{O}_6$ (in $\text{Sr}_2\text{ZnIrO}_6$ structure) with alternating GaIr and SiGa planes. The Ga^{3+} , Ir^{6+} and Si^{4+} ions have well comparable ionic sizes, and they make charge balanced and the Ir^{6+} - Ir^{6+} ions only four-coordinated. In this case, the SOC splitting of about 0.5 eV between the $J = 3/2$ and the $J = 1/2$ states is well restored as seen in Fig. 5(b), and thus the $J = 3/2$ and the $J = 1/2$ states would serve as eigen orbitals in a good approximation⁸.

The above results show that in $\text{Sr}_2\text{ZnIrO}_6$ and $\text{Sr}_2\text{NiIrO}_6$, the delocalized Ir^{6+} $5d$ electrons have an insignificant SOC effect due to the band formation in the fcc sublattice. Moreover, the half filled t_{2g}^3 subshell of the high-valence Ir^{6+} ion has an intrinsic exchange splitting of about 1 eV, see Fig. 3. Both the band effect and the exchange splitting are stronger than the SOC strength, making the SOC ineffective in $\text{Sr}_2\text{NiIrO}_6$ and $\text{Sr}_2\text{ZnIrO}_6$. Our LSDA+ U +SOC test calculations indeed show that the Ir^{6+} ion has only a small orbital moment of 0.07 μ_B , being antiparallel to the spin moment of about 1.3 μ_B reduced from the formal $S = 3/2$. Therefore, both $\text{Sr}_2\text{ZnIrO}_6$ and $\text{Sr}_2\text{NiIrO}_6$ can be described as an Ir^{6+} $S = 3/2$ fcc frustrated system, although $\text{Sr}_2\text{NiIrO}_6$ itself has an appreciable Ni^{2+} - Ir^{6+} FM coupling.

IV. CONCLUSION

In summary, using density functional calculations, we find that the newly synthesized isostructural double perovskites $\text{Sr}_2\text{NiIrO}_6$ and $\text{Sr}_2\text{ZnIrO}_6$ are insulating and have the formal Ir^{6+} $S = 3/2$ fcc sublattice, in addition to the Ni^{2+} $S = 1$ sublattice in the former. The delocalized Ir $5d$ electrons produce long-range magnetic interactions, and the 2NN Ir-Ir AF interaction turns out to be even stronger than the 1NN Ni-Ir FM interaction. Therefore, the leading AF interactions in the fcc Ir sublattice give rise to a magnetic frustration in both $\text{Sr}_2\text{NiIrO}_6$ and $\text{Sr}_2\text{ZnIrO}_6$. As a result, both the cubic compounds appear as a distorted low-temperature antiferromagnet. Note that the band formation in the high-coordination fcc Ir sublattice and the exchange splitting of the high-valence Ir^{6+} ion both make the

SOC ineffective, and the long-range interactions of the delocalized $5d$ electrons (band formation and magnetic coupling) would be taken care of.

Acknowledgment. This work was supported by the NSF of China (Grant Nos. 11274070 and 11474059), MOE Grant No. 20120071110006, and ShuGuang Program of Shanghai (Grant No. 12SG06).

-
- * Corresponding author: wuh@fudan.edu.cn
- ¹ J. B. Goodenough, in *Magnetism and the Chemical Bond* (Interscience Publishers, New York-London, 1963).
 - ² B. J. Kim, Hosub Jin, S. J. Moon, J.-Y. Kim, B.-G. Park, C. S. Leem, J. Yu, T. W. Noh, C. Kim, S.-J. Oh, J.-H. Park, V. Durairaj, G. Cao, and E. Rotenberg, *Phys. Rev. Lett.* **101**, 076402 (2008).
 - ³ B. J. Kim, H. Ohsumi, T. Komesu, S. Sakai, T. Morita, H. Takagi, and T. Arima, *Science* **323**, 1329 (2009).
 - ⁴ G. Jackeli and G. Khaliullin, *Phys. Rev. Lett.* **102**, 017205 (2009).
 - ⁵ X. G. Wan, A. M. Turner, A. Vishwanath, and S. Y. Savrasov, *Phys. Rev. B* **83**, 205101 (2011).
 - ⁶ I. I. Mazin, Harald O. Jeschke, K. Foyevtsova, Roser Valentí, and D. I. Khomskii, *Phys. Rev. Lett.* **109**, 197201 (2012).
 - ⁷ W. G. Yin, X. Liu, A. M. Tselik, M. P. M. Dean, M. H. Upton, J. Kim, D. Casa, A. Said, T. Gog, T. F. Qi, G. Cao, and J. P. Hill, *Phys. Rev. Lett.* **111**, 057202 (2013).
 - ⁸ X. Ou and H. Wu, *Phys. Rev. B* **89**, 035138 (2014).
 - ⁹ X. Ou and H. Wu, *Sci. Rep.* **4**, 4609 (2014).
 - ¹⁰ G. Cao, T. F. Qi, L. Li, J. Terzic, S. J. Yuan, L. E. DeLong, G. Murthy, and R. K. Kaul, *Phys. Rev. Lett.* **112**, 056402 (2014).
 - ¹¹ K.-I. Kobayashi, T. Kimura, Y. Tomioka, H. Sawada, K. Terakura, and Y. Tokura, *Phys. Rev. B* **59**, 11159 (1999).
 - ¹² D. Serrate, J. M. De Teresa, and M. R. Ibarra, *J. Phys. Condens. Matter* **19**, 023201 (2007).
 - ¹³ Y. Krockenberger, K. Mogare, M. Reehuis, M. Tovar, M. Jansen, G. Vaitheeswaran, V. Kanchana, F. Bultmark, A. Delin, F. Wilhelm, A. Rogalev, A. Winkler, and L. Alff, *Phys. Rev. B* **75**, 020404(R) (2007).
 - ¹⁴ O. N. Meetei, O. Erten, M. Randeria, N. Trivedi, and P. Woodward, *Phys. Rev. Lett.* **110**, 087203 (2013).
 - ¹⁵ A. K. Paul, M. Reehuis, V. Ksenofontov, B. Yan, A. Hoser, D. M. Többens, P. M. Abdala, P. Adler, M. Jansen, and C. Felser, *Phys. Rev. Lett.* **111**, 167205 (2013).
 - ¹⁶ R. Morrow, R. Mishra, O. D. Restrepo, M. R. Ball, W. Windl, S. Wurmehl, U. Stockert, B. Büchner, and P. M. Woodward, *J. Am. Chem. Soc.* **135**, 18824 (2013).
 - ¹⁷ P. Kayser, M. J. Martínez-Lope, J. A. Alonso, M. Retuerto, M. Croft, A. Ignatov, and M. T. Fernández-Díaz, *Inorg. Chem.* **52**, 11013 (2013).
 - ¹⁸ B. Yan, A. K. Paul, S. Kanungo, M. Reehuis, A. Hoser, D. M. Többens, W. Schnelle, R. C. Williams, T. Lancaster, F. Xiao, J. S. Möller, S. J. Blundell, W. Hayes, C. Felser, and M. Jansen, *Phys. Rev. Lett.* **112**, 147202 (2014).
 - ¹⁹ H. L. Feng, M. Arai, Y. Matsushita, Y. Tsujimoto, Y. Guo, C. I. Sathish, X. Wang, Y. H. Yuan, M. Tanaka, and K. Yamaura, *J. Am. Chem. Soc.* **136**, 3326 (2014).
 - ²⁰ R. Morrow, J. W. Freeland, and P. M. Woodward, *Inorg. Chem.* **53**, 7983 (2014).
 - ²¹ H. Wang, S. Zhu, X. Ou, and H. Wu, *Phys. Rev. B* **90**, 054406 (2014).
 - ²² S. Kanungo, B. Yan, M. Jansen, and C. Felser, *Phys. Rev. B* **89**, 214414 (2014).
 - ²³ P. Blaha, K. Schwarz, G. Madsen, D. Kvasnicka, and J. Luitz, **WIEN2k**, 2001. ISBN 3-9501031-1-2.
 - ²⁴ V. I. Anisimov, I. V. Solovyev, M. A. Korotin, M. T. Czyżyk, and G. A. Sawatzky, *Phys. Rev. B* **48**, 16929 (1993).
 - ²⁵ We also test the $\text{Ni}^{3+}\text{-Ir}^{5+}$ state, using constrained LSDA+ U calculations. We initialize the corresponding occupation number matrix and the orbital polarized potential, and consider a possible $J = 0$ singlet state of the Ir^{5+} ion due to its strong SOC. After a full electronic relaxation, however, the self-consistent LSDA+ U +SOC calculations converge also to the $\text{Ni}^{2+}\text{-Ir}^{6+}$ state as reported in the main text.