

# Semantic clustering of Russian web search results: possibilities and problems

Andrey Kutuzov

Mail.ru Group, National Research University Higher School of Economics

**Abstract.** The present paper deals with word sense induction from lexical co-occurrence graphs. We construct such graphs on large Russian corpora and then apply this data to cluster the results of Mail.ru search according to meanings of the query. We compare different methods of performing such clustering and different source corpora. Models of applying distributional semantics to big linguistic data are described.

## 1 Introduction

The presented paper deals with the problem of semantically clustering search engine results page (SERP). The problem arises from the obvious fact that many user queries are ambiguous in this or that way. Thus, search engines strive to diversify their results and to present those related to as many query senses as possible.

For example, Google search on the Russian word "*максим*" returns:

1. five results related to a popular singer,
2. two results for a magazine,
3. one result for <http://lib.ru>, Maxim Moshkow's electronic library,
4. one result for a proper name.

However these results are not sorted by their meaning and are returned simply according to their relevance ranking, which for many of them seems to be almost equal. The obvious way to cluster the results is by the common words their snippets share. Unfortunately, often snippets for results belonging to one query sense do not have a single content word in common (except for the query itself, which is useless). Cf. two snippets for the first query meaning from the example above:

1. "*МакСим* начинает самостоятельно заниматься своей карьерой, записывает новые песни. В этот период певица выступает как малобюджетный проект, ..."
2. "*МакСим* презентовала видеоклип «Я буду жить», получивший широкую огласку еще до момента появления видео в сети."

They do not have a single common word, but still belong to one meaning (popular singer).

Vice versa, snippets for different query senses can share some words. Cf. two snippets from the same search engine results page:

1. *"МакСим (Марина Абросимова) – одна из самых популярных и коммерчески успешных певиц в России, являющаяся автором и исполнителем ..."*
2. *"Работает с 1994 года. Книги и тексты, разбитые по жанрам и авторам."*

They share the word *'автор'* ('author'), however the first snippet relates to the first meaning and the second snippet - to the third one.

That means that there is a need for more sophisticated way to cluster search results. We should somehow learn which senses the query has and with which words these meanings are (probabilistically) associated.

One of the possible ways to solve this problem is by extracting co-occurrence statistics from large corpora. The idea behind this is that word meaning is in fact the sum (or the average) of its uses. So, meaning is a function of distribution (cf. [1]). Thus, if we know with which words the query typically co-occurs and how these neighbors are related to each other, then we know the 'sense set' of the query. After that we can somehow measure semantic similarity of each search snippet on the SERP with each of the senses and map them to each other. This information can then be used to either rank the results or mark them with appropriate labels.

The structure of the paper is as follows. In Section 2 we briefly present previous work on the subject. Section 3 describes the process of building co-occurrence graphs from large Russian corpora. In Sections 4 and 5 we conduct an experiment on clustering SERPs with ambiguous queries from Mail.ru search engine with the help of the methods described before. The results are evaluated in Section 6. Section 7 concludes and provides suggestions for further work.

## 2 Related Work

As stated in the previous Section, we are inspired by a rather common idea that meaning depends on the distribution [1] and that frequency of linguistic phenomena (in our case, word co-occurrence) is important for determining these phenomena's place in the system of language [2].

As for the practical application of this idea to the problems of word sense disambiguation and word sense induction, one of the first mentions is found in Shutze's 1995 paper 'Information retrieval based on word senses' [3]. Broad review of contemporary (2012) state of the field is provided in [4].

Important for us is the notion that the senses should be induced from the data itself, not taken from a dictionary. Any dictionary lacks something, because, as Adam Kilgarriff puts it: *"often the senses as identified in the dictionary identify points on a continuum of possibilities for how the word is used"* [5]. So, we should shift our focus away from how to select the most suitable senses from a pre-defined inventory towards how to automatically discover senses from natural text [4].

The main source of methods for our research is Antonio di Marco and Roberto Navigli 2013 paper entitled 'Clustering and Diversifying Web Search Results with Graph-Based Word Sense Induction' [6]. We also use *Hyperlex* algorithm proposed in [7].

### 3 Building Co-Occurrence Graph

First we had to select a text corpus to build graph upon. It is known that the larger is the corpus the more co-occurrence information it contains. However, increasing corpus size also leads to exponentially growing computation time. Thus, for the sake of time and because of preliminary nature of our research, we restricted ourselves to three Russian corpora of small but decent size:

1. Open Corpora<sup>1</sup> (1 million tokens), further '*OC*';
2. Disambiguated fragment of Russian National Corpus<sup>2</sup> (1 million tokens), further '*RNC*';
3. Corpus of random search queries from Mail.ru search engine<sup>3</sup> (2 million tokens), further '*QC*'.

First two items are academic corpora or Russian texts, supposedly representing (written) language in general. They differ in that the first one consists of full texts published under various free and open licenses, while the second one is a random sample of sentences from the larger Russian National Corpus. Both of them come with morphological annotation.

The third corpus was taken for comparison. It is important considering the aim of our research (testing semantic SERP clustering). Our intuition was that perhaps query corpus provides more 'real-life' sense inventory. It is two times bigger than its counterparts, because 'connectivity' between its members is lower (see Table 2) and we had to compensate for this.

At the same time, it turned out that two first corpora mixed into one give better results, thus below we will often refer to such 'meta-corpus' as '*Mix corpus*'.

Before constructing the graph itself, we preprocessed the corpora, that is:

1. Removed from *QC* all queries which did not contain Cyrillic characters (as apparently they are not Russian),
2. Processed *QC* with Freeing analyzer [8] to extract lemmas and morphological information for all tokens,
3. Removed stop words,
4. Removed all tokens except nouns, as we restrict ourselves to inducing only nominal senses (the same strategy was taken in [6]).

Sizes of preprocessed corpora are given in Table 1. Average query length in *QC* is 2.47 noun tokens per query.

After building the corpus, the process of constructing co-occurrence graph is rather straightforward: we create an empty graph and then populate it with vertexes denoting word types in the text (lemmas). After that for each lemma we find all its immediate neighbors in the corpus, that is, words to the left and to the right (sentence boundaries not crossed, queries considered to be 'sentences' as

---

<sup>1</sup> <http://opencorpora.org>

<sup>2</sup> <http://ruscorpora.ru>

<sup>3</sup> <http://go.mail.ru>

**Table 1.** Sizes of corpora participating in the experiment

Corpus	Size, in tokens
<i>OC</i>	490671
<i>RNC</i>	294849
<i>Mix</i>	785520
<i>QC</i>	1035483

well). If two lemmas were neighbors at least one time, we draw an edge between corresponding neighbors.

Finally, we have an undirected graph where noun lemmas are vertexes and co-occurrence relations are edges. For each edge we also calculate Dice coefficient [9]. It measures the 'strength' of the collocation, based on absolute frequency ( $c$ ) of both words ( $w$  and  $w'$ ) and collocation ( $w, w'$ ):

$$Dice(w, w') = \frac{2c(w, w')}{c(w) + c(w')} \quad (1)$$

One can also think about the graph as a matrix of Dice coefficient values for all possible pairs of lemmas in the corpus.

Table 2 gives an overview of the graphs' basic features.

**Table 2.** Parameters of the graphs

Corpus	Vertexes	Edges	Average degree	Average path length	Clustering coefficient
<i>OC</i>	21881	257846	23.57	3.26	0.166
<i>RNC</i>	22467	163914	14.6	3.53	0.136
<i>Mix</i>	31984	395225	24.7	3.29	0.186
<i>QC</i>	85548	291033	6.8	4.07	0.16

One can see that the average degree of *QC* is lower comparing to other corpora (because queries are typically shorter than sentences in natural texts). That is one of the causes of our decision to use a larger query corpus.

It also should be noted that all corpora comply to 'small world' definition [10], because their average path length is approximately the same as in a random graph with the same number of vertexes ( $N\_V$ ) and average degree ( $A\_D$ ), while clustering coefficient is significantly higher than should be in the random graph. For example if *Mix* corpus were a random one, its average path length would be equal to 3.24 ( $= \frac{\log(N\_V)}{\log(A\_D)}$ ), very close to the actual value. However, in this case, its clustering coefficient should be 0.0015 ( $= \frac{2 \times A\_D}{N\_V}$ ), significantly lower than the actual value. The same is true for all other corpora.

'Small world' nature of our graphs means that vertexes in them tend to bundle into clusters, which is typical for many real-world networks. This finding supports the idea of extracting senses from such clusters. It also additionally proves the applicability of graph sense induction methods to our corpora, as English-language graphs in the related publications also showed such properties.

## 4 Building Query Graph

We experimented with clustering search engine results page on a set of sixty ambiguous one-word Russian queries, taken from *Analyzethis* homonymous queries analyzer<sup>4</sup>. *Analyzethis* is a search engines evaluation initiative, offering various search performance analyzers, including one for ambiguous queries. We crawled Mail.ru search for these queries, getting titles and snippets (10 for each result).

The procedure of semantic clustering starts with building the so called query graph. Here we closely follow [6].

First, we lemmatize all snippets and titles and remove stop words and the query word itself. Then we construct a graph  $\mathbf{G\_q}$  with all nouns from snippets and titles as vertexes. Then we use one of large corpora graphs (those that we built in Section 3) to find words strongly connected to the query word and add these words to the query graph. We consider a connection 'strong' if it falls under the following constraints:

$$\begin{cases} \frac{c(q,w)}{c(q)} \geq 0.01 \\ Dice(q,w) \geq 0.005 \end{cases} \quad (2)$$

where  $c$  is absolute frequency in the corpus,  $q$  is the query and  $w$  is the word under analysis. Thresholds 0.01 and 0.005 were determined empirically while experimenting on the above mentioned ambiguous queries set. These thresholds produced most convincing sense clustering. However, the issue of choosing the thresholds is a subject for thorough evaluation in the future.

Thus, we now have  $\mathbf{G\_q}$  with no edges and vertex set consisting of words from the search result and strong neighbors of the query word. After that, for each pair of words  $(w, w')$  in  $\mathbf{G\_q}$  we check if they co-occur in the large corpus. If they do and  $Dice(w, w') \geq 0.005$ , we connect these words in  $\mathbf{G\_q}$  with an edge with weight =  $Dice(w, w')$ . Finally, we delete disconnected vertexes (those with degree = 0).

## 5 Processing Query Senses and Results

With query graph at hand, we are ready to find which senses does the query have. What we need, is an optimal partition of query graph, such that words related to different senses are in different parts of the graph. We apply two techniques for that, namely, *Curvature* from [6] and *Hyperlex* from [7].

<sup>4</sup> <http://analyzethis.ru/?analyzer=homonymous>

## 5.1 Curvature

*Curvature* algorithm aims at finding vertexes from  $G_q$  with low local clustering coefficient. Hypothesis is that these are words which serve as 'links' between different senses or 'uses' of the query. Then we remove vertexes with clustering coefficient below a certain threshold. It leads to the graph disjointing into several components related to different senses. Vertexes in these components represent lexical inventory of each sense. Disconnected vertexes are removed from the final graph.

Let us illustrate the process with '*амур*' ('Amur') query. Figure 1 shows its query graph. It is already disconnected into two components and the meaning of love god (associated with words '*лук*', '*стрела*' and '*юноша*') is separated. However, other 'senses' of the query remain hidden in large giant component. Vertexes shown as triangles have low clustering coefficient and are thus marked for deletion.

So, we delete 'triangular' vertexes. Note that we chose threshold 0.3 – all vertexes with clustering coefficient below this are removed. It is also important that we do not delete vertexes with clustering coefficient = 0. This is because neighbors of such vertexes are not connected to anything except this vertex. If we remove it, a lot of disconnected vertexes will appear. Such clusters (consisting of only one word) do not make much sense. For example, the word '*лук*' on Figure 1 is characterized by clustering coefficient = 0. If we remove it, then the whole component representing 'love god' meaning disappears.

Figure 2 shows the query graph after removing vertexes with low clustering coefficient. We now have 6 components (note that the labels for these clusters are introduced by us, not by the algorithm):

1. River (all vertexes except enumerated below)
2. Love god ('*юноша*', '*лук*', '*стрела*')
3. Hockey club ('*клуб*', '*болельщик*')
4. Movie ('*любовь*', '*фильм*')

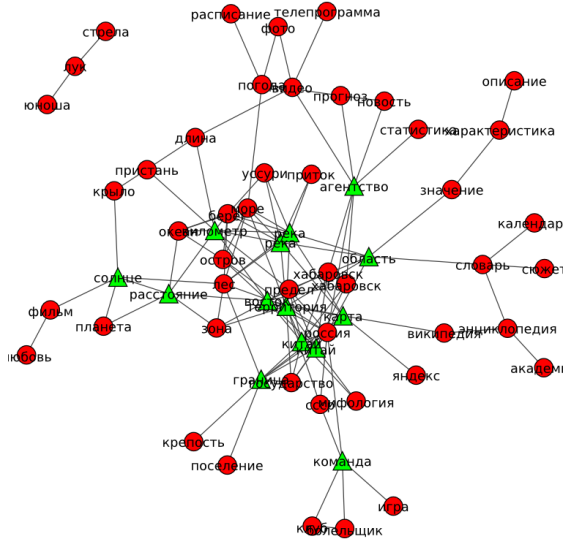


Fig. 1. Query graph for '*амур*' (*Curvature*)

5. Dictionary-1 ('календарь, словарь, википедия, энциклопедия, академик, сюжет')
6. Dictionary-2 ('значение, описание, характеристика')

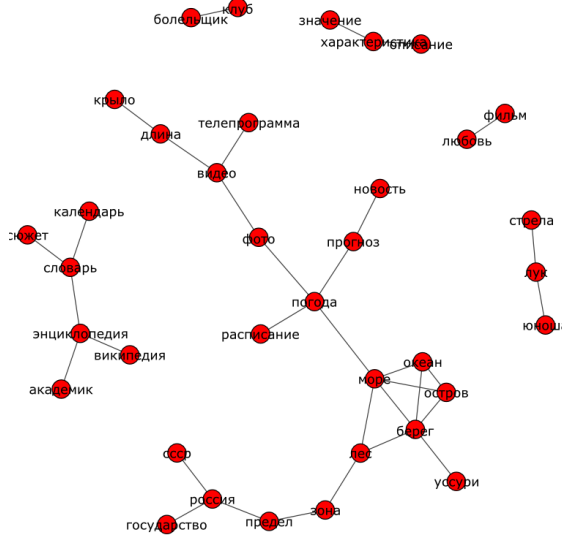


Fig. 2. Disjointed query graph (*Curvature*)

First four components clearly represent different meanings of the word 'амур'. The last two are rather 'uses', typical contexts. However they still can be useful when clustering as they allow to keep encyclopedic results together.

## 5.2 Hyperlex

*Hyperlex* algorithm described in [7] introduces the notion of 'hubs' within the graph (most interconnected vertexes) and employs the graph's maximum spanning tree. Like the previous algorithm, it takes as an input the query graph  $G_q$  we prepared in Section 4 and the query itself.

First we create a list  $L$  with all vertexes from  $G_q$  sorted in decreasing order by their absolute frequency in the large corpus. Then for

each item of this list we check if the corresponding vertex complies to the following constraints:

1. Vertex normalized degree is greater or equal to 0.05,
2. Average Dice coefficient of vertex edges is greater or equal to 0.007.

If the constraints are met, we add this word to the hub list, considering it to be a kind of a connector. Simultaneously, we remove this vertex and its neighbors from the list  $L$  and continue iterating. In case we meet a word which does not satisfy the requirements above, we check whether the list of hubs has at least two elements. If it does, we stop iterating, if not, we continue to the next item. Note that it differs from the original *Hyperlex* algorithm, where one should stop no matter how long the hub list is. In our Russian material it sometimes lead to hub list being empty or containing only one item, which is useless.

After we have the list of hubs, we augment  $G_q$  with query vertex and connect this vertex to all hubs putting infinite (or simply very high) Dice coefficient on the corresponding edges. Then, we produce a maximum spanning tree from

this graph. Maximum spanning tree is an attempt to keep all the vertexes connected while eliminating cycles and using as few edges as possible with as high weights (in our case it is Dice coefficient) on them as possible. In the spanning tree, there is only one path between any two vertexes and this path lies through edges with maximum Dice. Because the query vertex and the hubs are connected by edges with infinite Dice, they are sure to be the center of the spanning tree and directly linked.

At last we remove the query vertex from the spanning tree, producing disjointed subtrees with hubs as roots. These subtrees represent query meanings. Note that we also delete all disconnected vertexes (those with degree = 0).

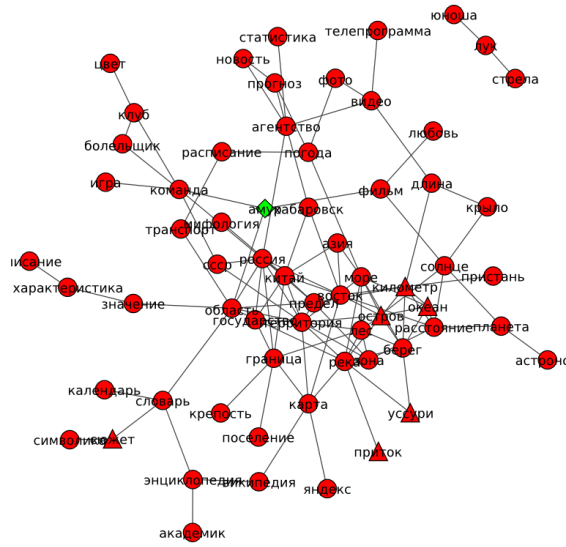
Let us present an example of Hyperlex at work with the same query *'амур'*. Our corpus is *Mix*. Initial state of the query graph  $G_q$  is the same as in Figure 1.

We add the word *'амур'* to the graph  $G_q$  and connect it to vertexes selected as hubs: *'область, фильм, команда'*. The result is presented on Figure 3 with query vertex drawn as a diamond. For reference, vertexes which were introduced from the corpus and not from search results (*'сюжет', 'океан', etc*) are drawn as triangles.

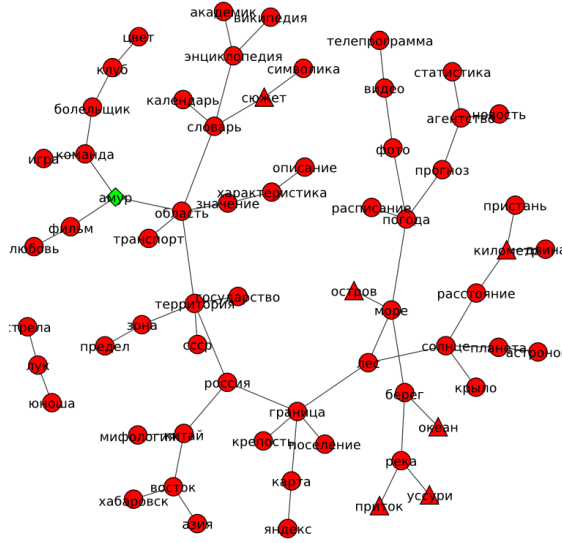
Now we produce maximum spanning tree from  $G_q$  with Dice coefficient as weight measure. The tree is visualized on Figure 4. Note that it has much less edges than the initial  $G_q$ .

Finally, we remove the query vertex and all vertexes that become disconnected after this removal. As a result, we have a disjointed graph shown in Figure 5. The number of the components grew from two to 4 (once again, labels are assigned by us):

1. Love god (*'юноша, лук, стрела'*)
2. Movie (*'любовь, фильм'*)
3. Hockey club (*'клуб, игра, болельщик, команда, цвет'*)
4. River (all the remaining vertexes)



**Fig. 3.** Query graph for *'амур'* after augmenting it with the query vertex (*Hyperlex*)



**Fig. 4.** Maximum spanning tree for 'амур' query graph (*Hyperlex*)

is used, and these environments are only loosely connected to what a lexicographer would call 'senses' or 'meanings'. However, we are fine with that, as we assume that clustering SERP according to 'typical uses' is at least equally important as clustering according to 'proper senses'. Perhaps, these senses are in fact less related to real-life, as even linguists sometimes have trouble matching the 'senses' found in a dictionary and the occurrences found in a corpus [7]. Additionally, as already stated, dictionary senses are always limited and by design can't cover new semantic trends and subtle meanings quickly appearing and disappearing in the modern world. Thus, theoretically typical uses are more relevant for clustering than academic dictionary senses. To strictly prove it for Russian material, one needs manually clustered data set (see Section 6), and we leave it for further research.

### 5.3 Mapping Results to Senses

Once we possess the sense inventory for the query, we can combine it with bags-of-words for each search result to finally perform SERP clustering. We do that in a rather straightforward way.

Given a set of senses represented by a lemma set each and a set of results (snippet and title) represented by lemma sets as well, for each pair of result ( $r$ ) and sense ( $s$ ) we calculate similarity measure  $sim$ . It is a simple number of

One can see that *Hyperlex* successfully extracted the same four important meanings as the previous algorithm. At the same time, unlike *Curvature*, it managed to avoid two 'encyclopedic' clusters (obviously common for too many queries) and leave their vertexes in 'river' cluster. Also, *Hyperlex* is better in that it describes 'hockey club' cluster in a richer way, using 5 relevant words instead of 2.

One can again note that in fact what we call 'senses' are not senses like meanings in the dictionaries. We agree to Jean Veronis who argues that co-occurrence networks reflect rather 'uses' than senses. So, what we have are typical environments where the word



*Analyzethis*’ one. Table 3 provides the results of this comparison. Note that the average number of senses per query in *Analyzethis* data set was 2.65.

**Table 3.** Evaluation of SERP clustering (average deviation from *Analyzethis* assessment in number of senses and in percent from the average number of senses in the set)

Corpus	Curvature	Hyperlex
<i>Mix</i>	1.636 (61%)	<b>1.288</b> (49%)
<i>Query</i>	1.742 (66%)	1.379 (52%)

It is clear that *Hyperlex* consistently outperforms *Curvature*, and that *Mix* corpus does the same with the query corpus. *Hyperlex* victory comes as no surprise, as it uses maximum spanning tree notion, which seems to allow deeper grasping of graph structure. The victory of *Mix* corpus (which is smaller than the query corpus) is more unexpected. We believe that there are two reasons for this:

1. As we already mentioned, the query corpus is less ‘dense’, because of low length of queries. Thus there are less edges and less data for algorithms.
2. Query corpus was lemmatized with Freeing while *Mix* corpus consists of manually annotated corpora. Glitches and outright errors of Freeing could impact graph quality. This can be fixed in the future either by improving Freeing or by using another lemmatizer.

Thus, as for now, using *Mix* corpus and *Hyperlex* algorithm of word sense induction seems to be the best option. However, this surely can change if we employ larger corpora (which we plan to do in the future).

## 7 Conclusion and future work

We showed that state-of-the-art methods of word sense induction and search results clustering based on semantic graphs do work for Russian data as well.

Application of such methods can lead to search engine results presentation being closer to actual semantics of the results, not simply term frequency ranking. For a user, it would mean the possibility to immediately grasp which results in the SERP are actually related to the query sense, and which other senses exist. The power of this approach can be increased by wider employment of Semantic Web paradigm: semantically marked up web pages are represented by generally better and clearer snippets. Such snippets, in turn, should provide better data for graph-based word sense induction algorithms.

We plan to experiment on more types of query graph processing and launch a full-scale human evaluation of results. Also, it seems profitable to use not only

separate words, but also compound phrases and to construct graphs with not only immediate neighbors, but also with second-order co-occurrences (neighbors of neighbors). Additionally, experiments with larger query corpora may lead to new and inspiring insights in this field.

## References

1. Harris, Z.S.: Distributional structure. Springer (1970)
2. Bybee, J.: Frequency of use and the organization of language. Oxford University Press, USA (2006)
3. Schütze, H., Pedersen, J.O.: Information retrieval based on word senses. In: Proceedings 4th Annual Symposium on Document Analysis and Information Retrieval (SDAIR 1995). (1995) 161–175
4. Navigli, R.: A quick tour of word sense disambiguation, induction and related approaches. In: SOFSEM 2012: Theory and practice of computer science. Springer (2012) 115–129
5. Kilgariff, A.: Dictionary word sense distinctions: An enquiry into their nature. *Computers and the Humanities* **26**(5-6) (1992) 365–387
6. Marco, A.D., Navigli, R.: Clustering and diversifying web search results with graph-based word sense induction. *Computational Linguistics* **39**(3) (2013) 709–754
7. Véronis, J.: Hyperlex: lexical cartography for information retrieval. *Computer Speech & Language* **18**(3) (2004) 223–252
8. Padró, L., Stanilovsky, E.: Freeling 3.0: Towards wider multilinguality. In Calzolari, N., Choukri, K., Declerck, T., Doğan, M.U., Maegaard, B., Mariani, J., Odijk, J., Piperidis, S., eds.: Proceedings of the Eight International Conference on Language Resources and Evaluation (LREC’12), Istanbul, Turkey, European Language Resources Association (ELRA) (may 2012)
9. Smadja, F., McKeown, K.R., Hatzivassiloglou, V.: Translating collocations for bilingual lexicons: A statistical approach. *Computational Linguistics* **22**(1) (1996) 1–38
10. Watts, D.J., Strogatz, S.H.: Collective dynamics of ‘small-world’ networks. *Nature* **393**(6684) (1998) 440–442