

Energetics and magnetism of Co-doped GaN(0001) surfaces: A first-principles study

Zhenzhen Qin^{1,2}, Zhihua Xiong^{1*}, Guangzhao Qin³, Lanli Chen¹

¹*Key Laboratory for Optoelectronics and Communication of Jiangxi Province,
Jiangxi Science & Technology Normal University
Nanchang, 330018, People's Republic of China*

²*College of Electronic Information and Optical Engineering,
Nankai University, Tianjin, 300071, Peoples Republic of China*

³*College of Materials Science and Opto-Electronic Technology,
University of Chinese Academy of Sciences,
Beijing, 101408, People's Republic of China*

Abstract

A comprehensive first-principles study of the energetics, electronic and magnetic properties of Co-doped GaN(0001) thin films are presented and the effect of surface structure on the magnetic coupling between Co atoms is demonstrated. It is found that Co atoms prefer to substitute the surface Ga sites in different growth conditions. In particular, a CoN/GaN interface structure with Co atoms replacing the first Ga layer is preferred under N-rich and moderately Ga-rich conditions, while CoGa_x/GaN interface is found to be energetically stable under extremely Ga-rich conditions. It's worth noted that the antiferromagnetic coupling between Co atoms is favorable in clean GaN(0001) surface, but the existence of FM would be expected to occur as Co concentration increased in Ga-bilayer GaN(0001) surface. Our study provides the theoretical understanding for experimental research on Co-doped GaN films and might promise the Co:GaN system potential applications in spin injection devices.

* E-mail: xiong_zhihua@126.com

I. INTRODUCTION

Diluted magnetic semiconductors (DMS) have much attention due to their potential applications as spintronic devices¹⁻⁴. In recent years, Co:GaN system is of particularly importance due to its potential applications in magneto electronics. Experimental and theoretical studies have been reported⁵⁻¹⁰ to investigate magnetic properties in Co:GaN films. A strong ferromagnetic(FM) ordering with T_c extending $\sim 250K$ is found by Dhara et.al⁵ in Co-doped n-GaN by metal-organic chemical vapor deposited(MOCVD). To explore the magnetism origination, Kim⁹ supposed that the magnetism originates from the $CoGa_x$ or Co clusters in Co-doped GaN films. Based on the effect of doped concentration, Munawar Basha et. al¹⁰ concluded that only lower percentage of Cobalt doped GaN is suitable for spintronic applications and supposed that the decrease in magnetic moment is attributed to the formation of secondary phase or Cobalt cluster, which contributes to the antiferromagnetic(AFM) states. However, the microscopic nature of magnetism in the Co-doped GaN films has remained unclear.

Moreover, there are many meaningful studies on magnetic characteristics in Co-doped ZnO surfaces¹¹⁻¹⁴, which motivate us to explore the magnetism in the Co-doped GaN surfaces. In addition, the structural properties of GaN surfaces depend sensitively on the orientation of the surface termination and reconstructions^{15,16}. The GaN(0001) surface has been demonstrated having a better surface morphology, and an incommensurate laterally contracted Ga bilayer structure¹⁷ can exist in extremely Ga-rich conditions, which are typical of molecular-beam epitaxy(MBE) growth. It is believed that the surface structure and morphology are more sensitive to magnetic exchange interactions. Therefore, it is essential to explore the magnetism of Co-doped GaN(0001) under different growth conditions, which is important for the better understanding of the interfacial implications of heterojunction thin films in further experiments.

In this paper, energetics and magnetic properties of Co-doped clean and Ga-bilayer GaN(0001) surfaces are systematically studied by first-principles calculations. It is found that Co atoms show a strong surface sites preference, while different interface structures would be formed in the two surfaces above. The magnetic calculations show that the preferred state of Co-doped GaN(0001) thin film is antiferromagnetic under N-rich conditions, but becomes ferromagnetic with the increase in Co concentration under extremely Ga-rich

conditions. Finally, electronic structure calculations for the AFM and FM configurations are performed to explain the magnetic mechanism in two different GaN(0001) surfaces respectively.

II. COMPUTATIONAL DETAILS

Our calculations are performed using the projected augmented wave (PAW)¹⁸ method as implemented in the Vienna *ab-initio* simulation package (VASP)¹⁹. Exchange-correlation energy functional is treated in the Perdew-Burke-Ernzerhof of generalized gradient approximation(GGA-PBE)²⁰. The valence electron configurations for Co, Ga and N are considered as $3d^74s^2$, $3d^{10}4s^24p^1$ and $2s^22p^3$, respectively. The wave functions are expanded in plane wave basis with a kinetic energy cut off of 450 eV. Then, to study the behavior of Co atoms in GaN(0001) surface under different growth conditions, the clean GaN(0001)- 2×2 surface and the Ga-bilayer GaN(0001)- $\sqrt{3} \times \sqrt{3}$ surface shown in Fig. 1 are modeled to simulate the slab films under N-rich and extremely Ga-rich conditions respectively. Here we use the optimized lattice constants of wurtzite GaN cell with $a=3.216 \text{ \AA}$ and $c=5.239 \text{ \AA}$ as listed in Table I of Ref.²¹. By testing the optimum for slab thickness, we find that the deepest cobalt atoms do not exhibit a significant spurious interaction with the bottom surface for four GaN bilayer system. Thus, in this work, we adopt the surface configuration including four GaN bilayers(plus a Ga bilayer in the Ga-bilayer GaN(0001)- $\sqrt{3} \times \sqrt{3}$ system) to explore the preferred location of Co atoms in GaN surface. In both two adopted configurations above, the upper three bilayers of GaN and adlayers are allowed to relax, while the bottom bilayer of GaN and the saturating pseudo-H atoms are fixed to mimic bulk substrate. The vacuum region for the clean and Ga-bilayer surface are adopted as 11 \AA and 13 \AA respectively. Brillouin zones are sampled using $4 \times 4 \times 1$ and $6 \times 6 \times 1$ Monkhorst-Pack grids for the (2×2) and $(\sqrt{3} \times \sqrt{3})$ supercell, respectively. All the atomic positions except the bottom GaN bilayers are relaxed until the force exerted on each active atom was less than 0.03 eV/\AA .

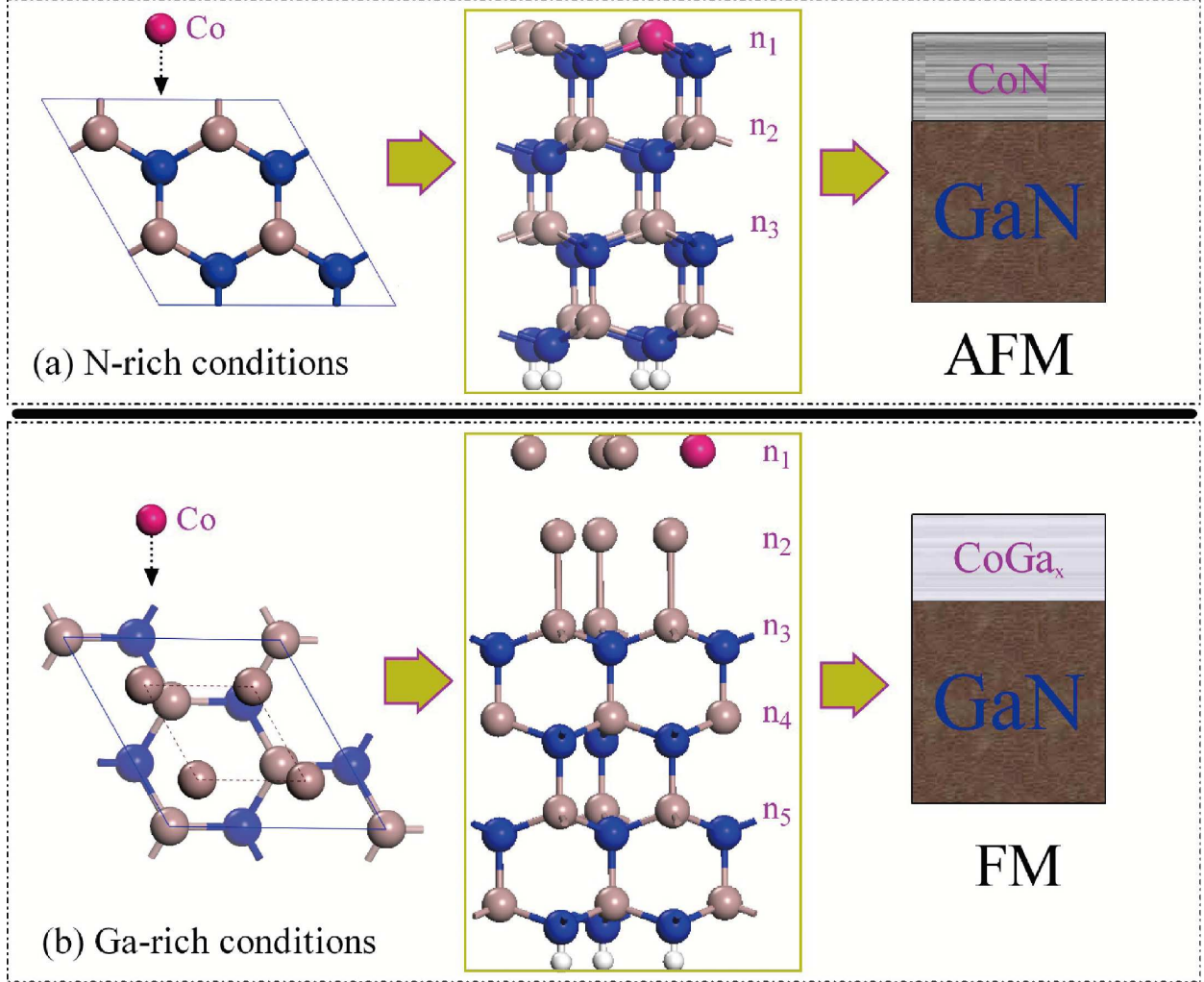


FIG. 1: (Color online) (a) (top-view and side-view) Models of Co-doped clean GaN(0001) surface, corresponding to the N-rich conditions or moderately Ga-rich conditions. (b) (top-view and side-view) Models of Co-doped Ga-bilayer GaN(0001) surface, corresponding to the extremely Ga-rich conditions. The vacuum regions are not shown here.

III. RESULTS AND DISCUSSIONS

We first investigate various configurations (Ga-substitute, N-substitute and the interstitial site) with one Co atom doped in bulk GaN (including 72 atoms). The calculated formation energy for the E_{CoGa} is of $2.94eV$, which is relatively lower than that of E_{CoN} ($5.84 eV$) and $E_{Co_{inter}}$ ($4.52 eV$). It can be concluded that Co atom prefers to locate at the Ga-substitutional site, which is in accordance with the experimental results from S. Dhara⁵.

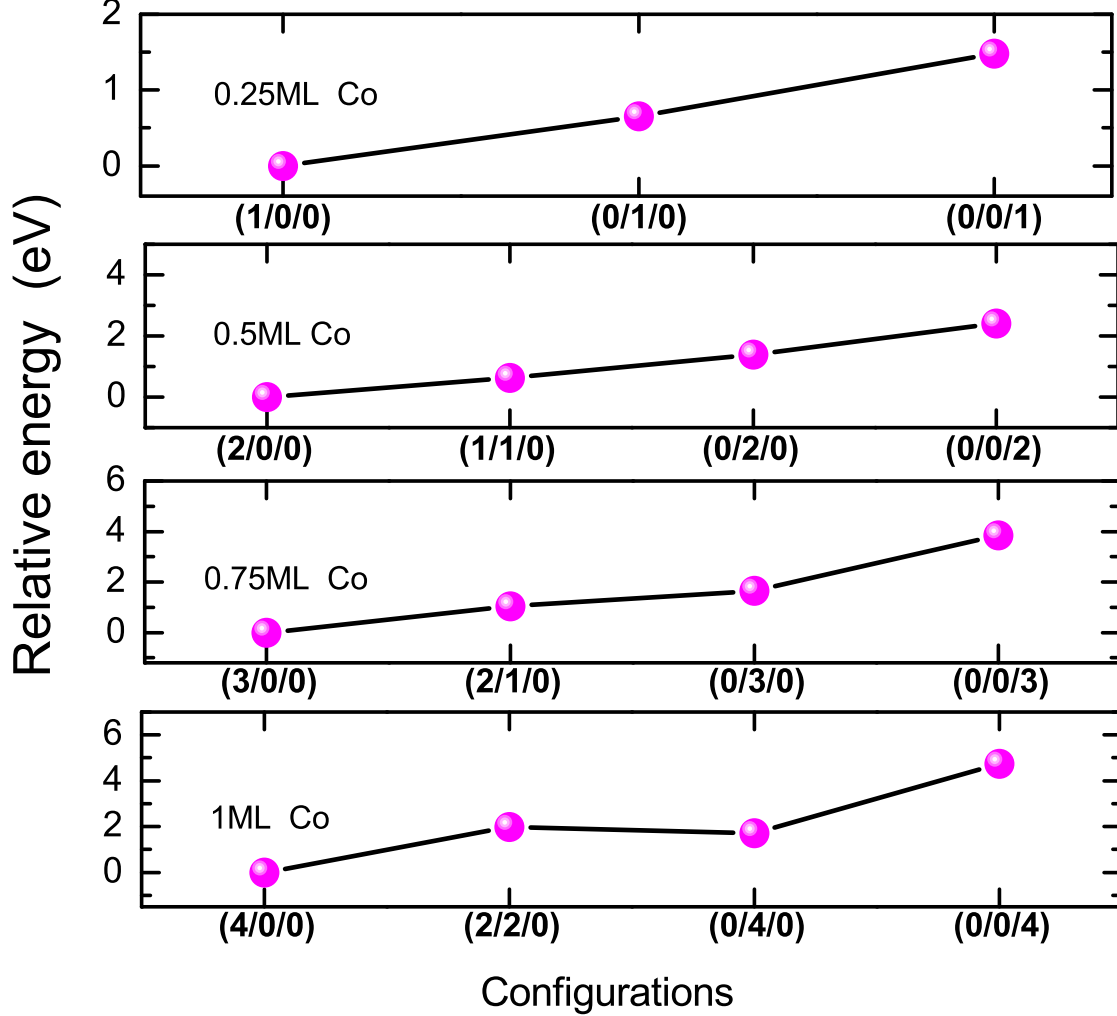


FIG. 2: (Color online) Relative energies of different configurations for Co-doped clean GaN(0001) surface. Different configurations are labeled as $(n_1/n_2/n_3)$, where n_1 , n_2 and n_3 are the Co atoms doped in the first, second, and third GaN bilayer in a 2×2 supercell, respectively.

A. Energetics of Co-doped GaN(0001) surfaces

For Co-doped clean GaN(0001) surface, the different configurations are denoted as $(n_1/n_2/n_3)$, where n_1 , n_2 and n_3 are the numbers of substituting Co atoms in the first, second and third bilayer, respectively (see Fig. 1(a)). Our results for the energetics of Co-doped clean GaN(0001) surface are summarized in Fig. 2, including its Co-coverage dependence up to 1 monolayer (ML).

From Fig. 2, it appears that at 0.25 ML concentration, Co prefers to locate in the first bilayer. The total energy for Co in the second bilayer is about 0.65 eV higher, while the

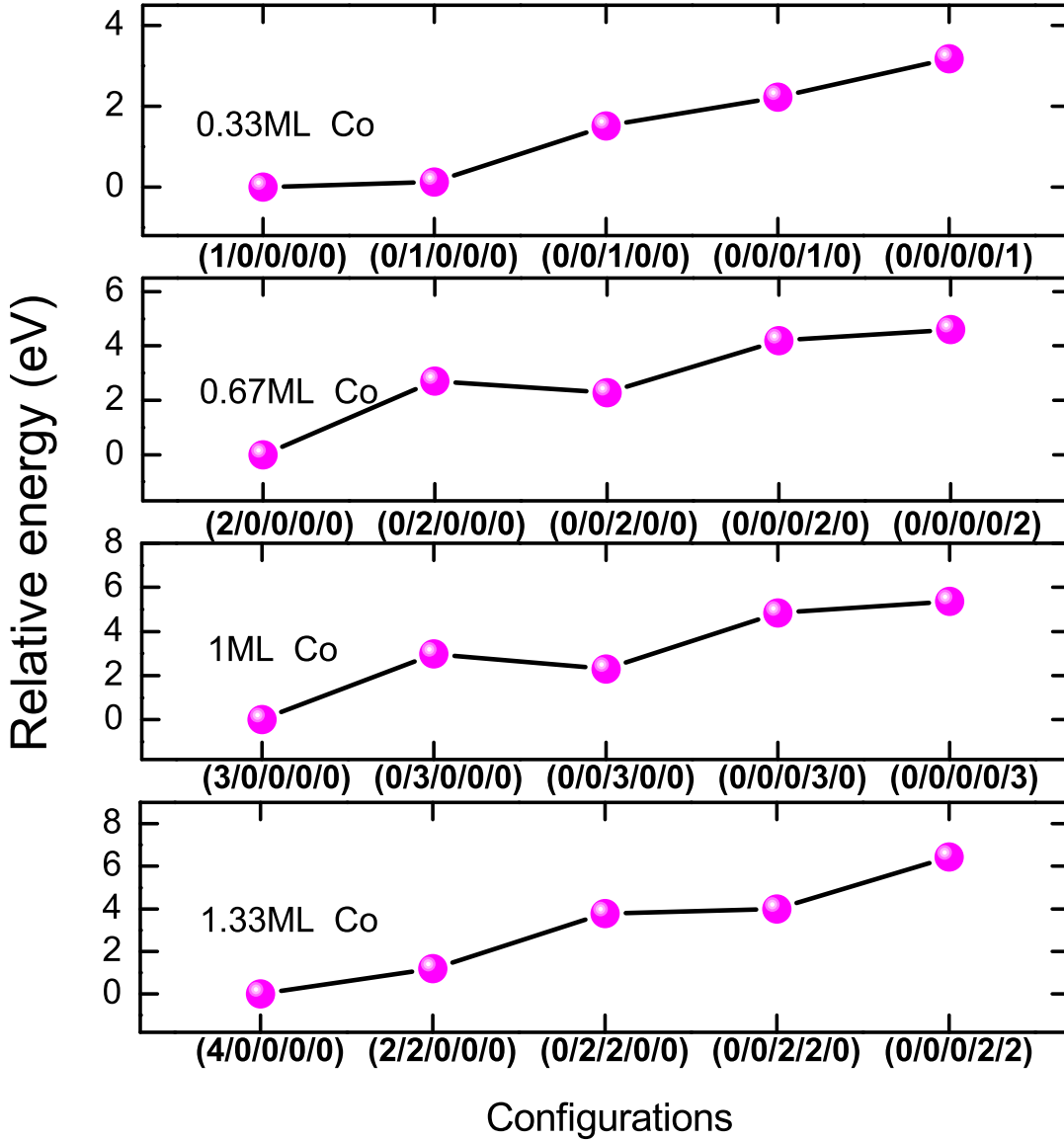


FIG. 3: (Color online) Relative energies of different configurations for Co-doped Ga-bilayer GaN(0001) surface. Different configurations are labeled as $(n_1/n_2/n_3/n_4/n_5)$, where n_1, n_2, n_3, n_4, n_5 are the Co impurities incorporated in the outer and inner Ga adlayers, first, second and third GaN bilayer in a $\sqrt{3} \times \sqrt{3}$ supercell, respectively.

energy further increases by 1.48 eV for Co in the third bilayer. As the Co concentration increased to 0.5 ML, the $(2/0/0)$ configuration becomes more stable than the $(1/1/0)$ with 0.62 eV lower in energy. In addition, in the $(2/0/0)$ configuration, the structure with Co atoms replacing two closest Ga atoms is examined to be the most preferable. As the Co concentration further increased to 0.75 ML, the most stable configuration still has all Co impurities in the first GaN bilayer, and the configurations $(2/1/0)$ and $(0/3/0)$ are 1.05 eV

and 1.63 eV higher in energy, respectively. At 1 ML Co concentration, the configuration (4/0/0) becomes energetically stable. Here we only consider the comparison with configurations of (2/2/0), (0/4/0) and (0/4/0), which is already enough to find the distribution regularity. Therefore, for Co-doped clean GaN(0001) surface, Co atoms prefer to substitute the surface Ga sites.

On the other hand, site preference of Co-doped the Ga-bilayer GaN(0001) surface is investigated in the same way, $(n_1/n_2/n_3/n_4/n_5)$ is used to denote the different incorporated configuration as shown in Fig. 1(b). The relative energies for different configurations and concentrations of substitutional Co impurities at the Ga-bilayer GaN(0001) surface are reported in Fig. 3, including its Co-coverage dependence up to 1.33 ML.

At 0.33 ML concentration, Co prefer to substitute the Ga atoms of outermost layer in Ga bilayer((1/0/0/0/0)), the total energy of this configuration is 1.51 eV lower than that of Co incorporated in the first GaN bilayer((0/0/1/0/0)). The optimized structure shows that Co atom and the underlying Ga atoms are connected tighter, which completely destroy the original flatting Ga bilayer structure. As the Co concentration increased to 0.67 ML, the additional impurity preferentially still occupies at Ga sites in the outermost layer of Ga bilayer((2/0/0/0/0)) and more Co atoms bond with the underlying Ga atoms. Same situation continues to maintain as Co concentration further increases to 1 ML, the (3/0/0/0/0) configuration becomes the most stable. As the Co concentration further increases to reach 1.33 ML, the most stable configuration is (4/0/0/0/0). Interestingly noted in the configuration(the optimized structure of (4/0/0/0/0) is shown in Fig. 7(b)), Co atoms replace the outermost Ga layer and connect closely with underlying Ga layer, which makes the original Ga bilayer structure turning to be a cluster-like CoGa bilayer. According the calculation results, the average vertical distance between the newly formed Co layer and the underlying Ga layer is calculated as 1.93 Å, which is significantly reduced compared to the original average distance(2.37 Å) between the outermost Ga layer and underlying Ga layer. The surface characteristic and calculated data demonstrate that a flatting tightly coupled CoGa bilayer would be formed upon GaN bilayer in this case. Experimentally, CoGa alloys have been observed upon GaN(0001) substrate surface in system of Co deposition on GaN(0001) surface by MBE under excess Ga fluxes⁷.

Our results show that Co atoms tend to concentrate in surface layer and do not show a migration to GaN bulk, which implies that Co prefer to site at the surface, instead of

incorporating in the bulk. To summarize, the preferred site of Co-doped GaN(0001) surface keeps always on the outermost surface, which is completely different from our previous study on Al incorporation in GaN(0001) surface that Al atoms prefer to migrate into deeper regions²¹.

With the relative energies calculated above, the stability of diagram for Co:GaN(0001) can be derived as a function of Ga chemical potential to confirm the growth mechanism. The relative formation energy E_{form} can be written as:

$$E_{form} = E_{total} - E_{refer} - \Delta n_{Co}\mu_{Co} - \Delta n_{Ga}\mu_{Ga} - \Delta n_N\mu_N$$

Almost all relevant definitions were given in our previous study²¹. Δn_{Co} is the excess or deficit of Co atoms with respect to the reference. A face centered cubic(fcc) crystal structure are adopted for Co-bulk. The $\mu_{Co}=\mu_{Co(bulk)}$ corresponds to the Co-rich conditions. The obtained relative formation energy is a function of μ_{Ga} ranging from $\mu_{Ga(bulk)} + \Delta H_f^{GaN}$ to $\mu_{Ga(bulk)}$.

Fig. 4 gives the the calculated formation energies for the most favorable models of various Co concentration in two GaN(0001) surfaces. Under N-rich conditions, corresponding to the configurations of Co-doped clean GaN(0001) surface as shown in Fig. 4(a), it is found that the configuration with lowest energy is (4/0/0), meaning that a CoN/GaN interface structure could be formed with the CoN bilayer formed upon the GaN(0001) substrate surface. Same interfacial behavior could also appeared in Fe doping GaN film²². Furthermore, in the optimized structures of (4/0/0), the bond length of Co-N is calculated as 1.90Å, which is shorter than that of Ga-N as 1.97 Å. The doping of Co atoms does not destroy the original GaN fame with exhibiting a flatting appearance and encourages the bonding of Co atoms with N atoms, which caused the CoN bilayer matching well with GaN(0001) surface structure. Similar fundamental feature of CoZnO(0001) films growth and structures has been reported in previous experiment study¹³. While under the extremely Ga-rich conditions, corresponding to the configurations of Co-doped Ga-bilayer GaN(0001) surface as shown in Fig. 4(b), the Ga overlayer with an incorporated Co impurity becomes most favorable ((1/0/0/0/0)), indicating that CoGa_x/GaN interface is thermodynamically stable. According to our calculations, structures with higher Co concentration could be also energetically favorable except the configuration (4/0/0/0/0), the higher formation energy reveals that this surface structure would not be easily formed under natural growth environment, but

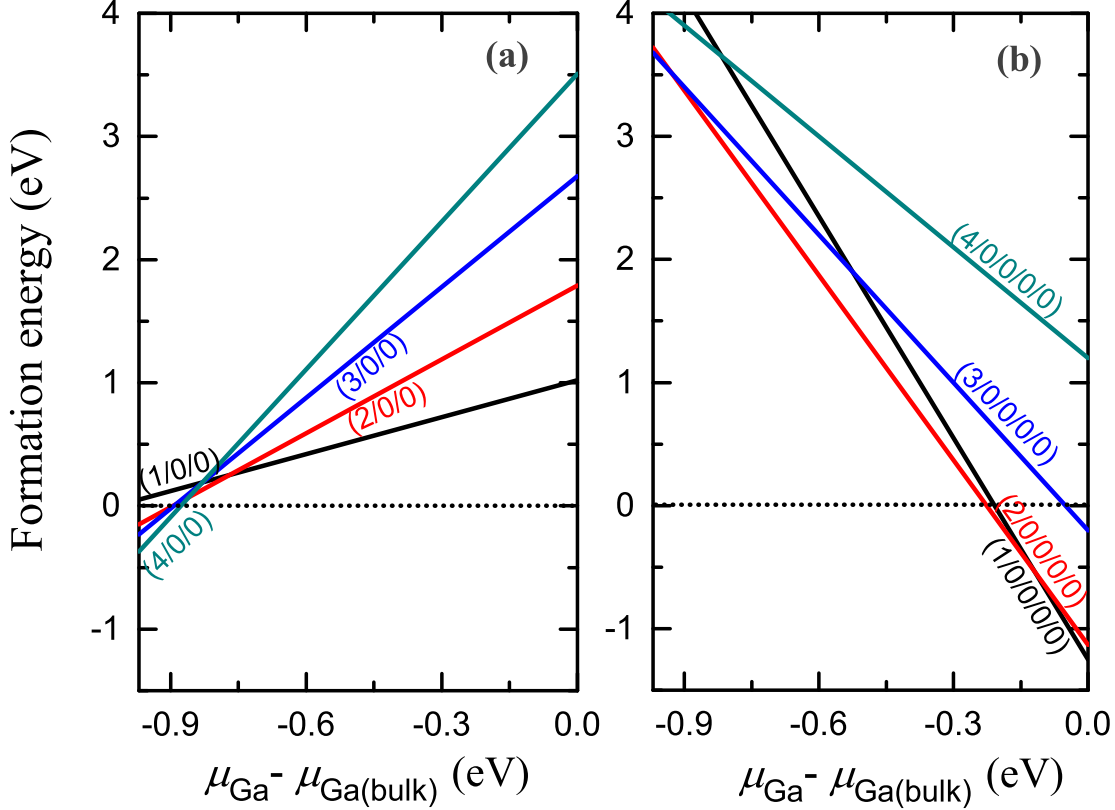


FIG. 4: (Color online) Relative formation energies versus the Ga chemical potential μ_{Ga} for various configurations of (a) Co-doped clean GaN(0001) surfaces and (b) Co-doped Ga-bilayer GaN(0001) surfaces. The zero energy as indicated with a horizontal dot line corresponds to the total energies of 2×2 and $\sqrt{3} \times \sqrt{3}$ supercell for the two surface respectively.

might be achieved by changing external environment.

B. Magnetic properties of Co-doped GaN(0001) surfaces

After achieving the most stable configuration for different Co concentrations, we investigate the magnetic coupling between the Co atoms in two GaN(0001) surfaces. For Co-doped clean GaN(0001) surface, it is found that the magnetic moment of Co atom is $2.99 \mu_B$ in the configuration (1/0/0), which is almost equal to a free Co atom situation ($3 \mu_B$). Next, the stable (2/0/0), (3/0/0), (4/0/0) configurations are adopted to study the magnetism of Co-doped clean GaN(0001) surface in calculations. Both FM and AFM for each of these configurations are taken into consideration to identify the most preferred magnetic states.

Interestingly, the energy differences between FM and AFM (ΔE_{FM-AFM}) are calculated above zero, as shown in Fig. 5. In detail, AFM is found to be more favorable over the FM by higher energy difference(284 meV) in the configuration (2/0/0), which indicates the AFM is relatively stable. For the (3/0/0) and (4/0/0) configurations, the ΔE_{FM-AFM} are calculated as 134 and 259 meV respectively, indicating AFM state is still preferred over the FM state. Therefore, it is concluded that the AFM coupling could be stable exist between Co atoms in clean GaN(0001) surface. Our results provide an evidence for the previous experiment study which supposed the AFM state would appear in $\text{Ga}_{1-x}\text{Co}_x\text{N}$ alloys under N-rich conditions¹⁰. Coincidentally, same AFM phenomenon have been reported experimentally in CoZnO(0001) films^{13,14}.

For Co-doped Ga-bilayer GaN(0001) surface, it is found that one Co atom could induce the magnetic moment of $1.12 \mu_B$ into surface system. Then, the ΔE_{FM-AFM} of (2/0/0/0/0), (3/0/0/0/0), (4/0/0/0/0) configurations are calculated as shown in Fig. 5. Actually, the (2/0/0/0/0) configuration presents a marginal AFM behavior because of it's lower energy difference($\Delta E_{FM-AFM}=23.2$ meV). But a tendency of FM behavior appears as Co concentration increased as shown in Fig. 5. In detail, the (3/0/0/0/0) configuration shows FM state with a tiny energy difference ($\Delta E_{FM-AFM}= -4.7$ meV). What's interesting is that ΔE_{FM-AFM} of the (4/0/0/0/0) configuration shows a large negative value(-353 meV) with the total magnetic moment of $4.79 \mu_B$. The calculated results demonstrate that FM coupling interaction will become more effective with increasing Co concentration in Ga-bilayer GaN(0001) surface, especially a relatively stable FM state is found at 1.33 ML concentration. But unfortunately, the higher formation energy of (4/0/0/0/0) configuration is a negative factor for obtaining such a stable FM structure. It is therefore expected that the FM (4/0/0/0/0) configuration might be achieved based on some special experimental technologies in future, which may promise the potential applications of Co:GaN system as spin injection devices.

For the better understanding of the magnetic mechanism in Co-doped GaN(0001) surfaces, we perform the electronic structure calculations for both (2/0/0) and (4/0/0/0/0) configurations.

The total density of states(DOS) for the (2/0/0) configuration, and the corresponding partial DOS of Co atoms and the partial DOS of neighboring N atoms are plotted in Fig. 6(a_1), Fig. 6(a_2), Fig. 6(a_3), respectively. We note that the total DOS for spin-up and spin-

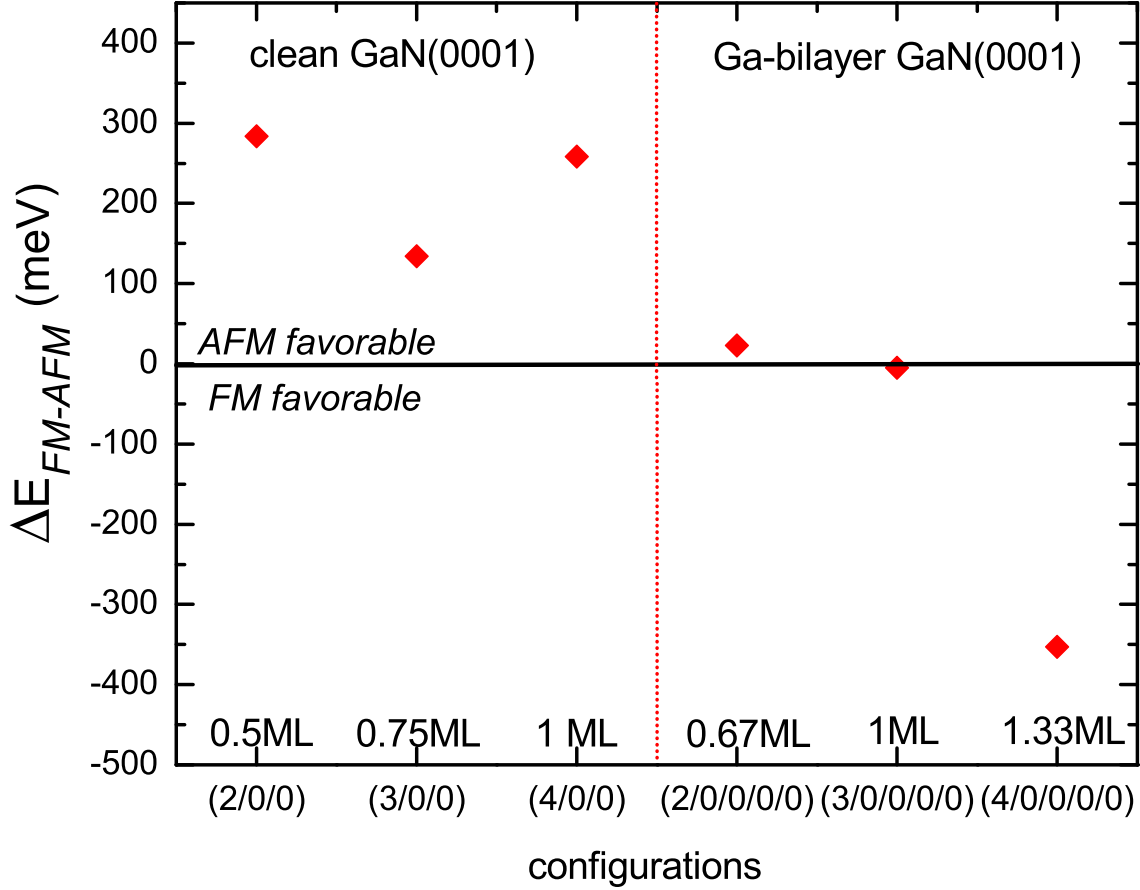


FIG. 5: (Color online) Energy difference between the FM and AFM configurations as a function of various stable configurations in two cases of GaN(0001) surface. The zero energy is indicated with a horizontal line.

down are identical, therefore there is no net magnetic moment in this case, as shown in Fig. 6(a_1). The magnetic moment on each one Co atom (refers to the marked 1Co or 2Co in Fig. 6(a_2)) is $1.84 \mu_B$ and almost comes from the Co-3d orbital ($1.79 \mu_B$). Small contributions to the moment derive from the Co-4p ($0.046 \mu_B$) due to the p and d hybridization, see Fig. 6(a_2). For each Co atom, the neighboring N atom is polarized non-reversing with a magnetic moment of $0.07 \mu_B$ which mainly comes from N 2p orbital ($0.06 \mu_B$), as shown in Fig. 6(a_3). From Fig. 6(b), it is clearly that two Co atoms and two neighboring N atoms are antiferromagnetically coupled respectively, and the total magnetic moment of the system is zero. We suppose that the antiferromagnetic ground state is due to the Co-N-Co

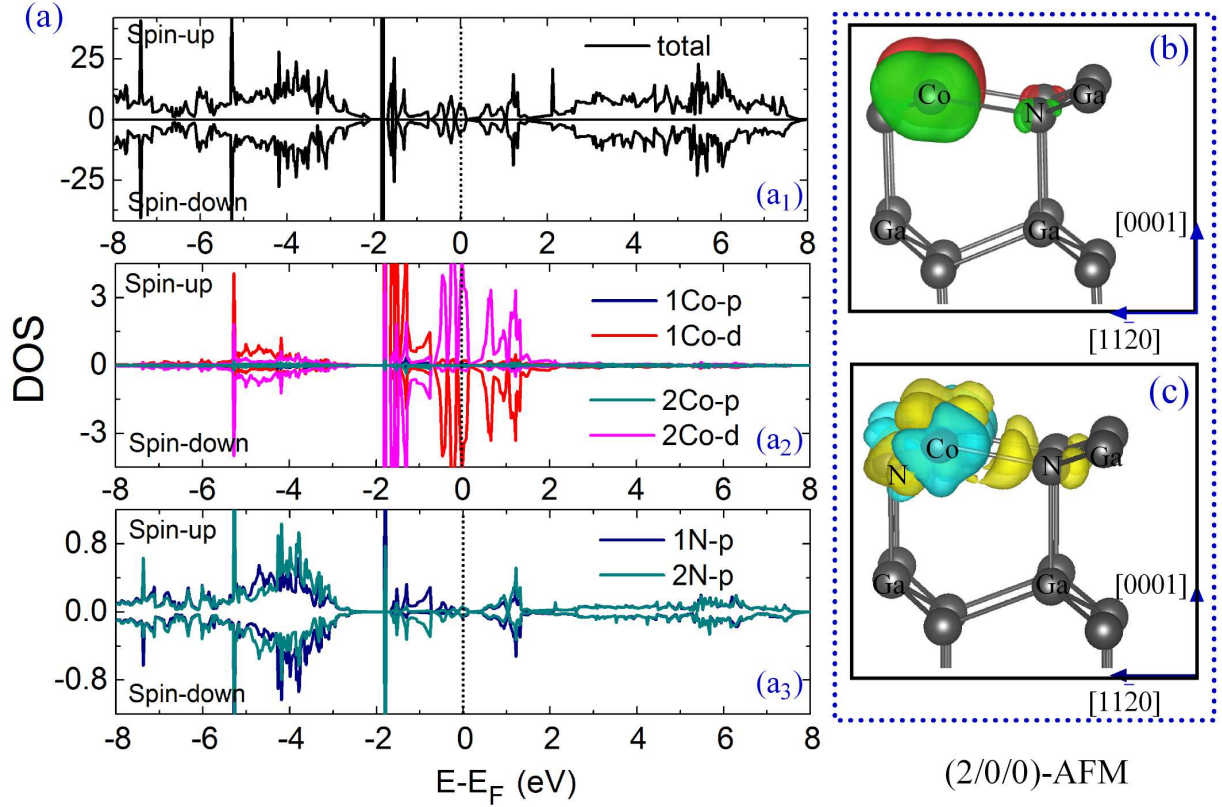


FIG. 6: (Color online) (a) DOS and partial DOS of the configuration (2/0/0). (b) Iso-surface plots ($0.012 \text{ e}/\text{\AA}^3$) for spin density of configuration (2/0/0). Red color corresponds to the up-spin, and the green color corresponds to the down-spin. (c) Iso-surface plots ($0.012 \text{ e}/\text{\AA}^3$) for charge density difference of the configuration (2/0/0). Yellow contours indicate electron accumulation, and blue contours indicate electron depletion.

superexchange interaction caused by the overlap of the Co-3d orbitals with the N-2p orbitals. Furthermore, the charge density difference of (2/0/0) is plotted in Fig. 6(c), which shows there is an obvious charge transfer from Co atom to neighboring N atom, which means a strong interaction between Co and N atoms. This result offers an explanation for the previous experimental findings on the formation of $\text{Ga}_{1-x}\text{Co}_x\text{N}$ in the Co-implanted GaN films under N-rich conditions²³.

The total DOS for spin-up and spin-down electrons states corresponding to the (4/0/0/0/0) configuration is plotted in Fig. 7(a₁). The partial DOS of Co and neighboring Ga atoms are plotted in Fig. 7(a₂) and Fig. 7(a₃), respectively. The total spin DOS shows that the spin-up and spin-down are not symmetric near E_F with exhibited 100% po-

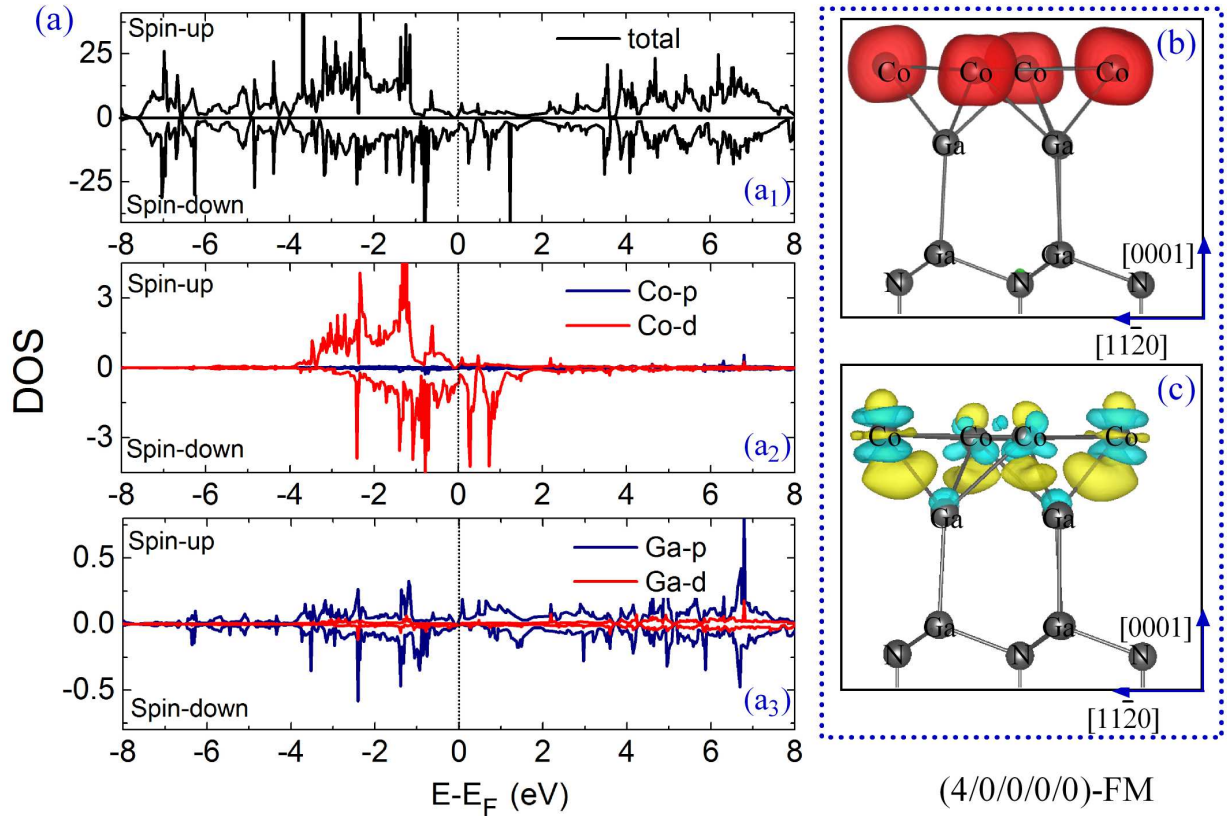


FIG. 7: (Color online) (a) DOS and partial DOS of the configuration (4/0/0/0). (b) Iso-surface plots($0.007 \text{ e}/\text{\AA}^3$) for spin-up and spin-down charge density of FM configuration (4/0/0/0). Red color corresponds to the up-spin, and the green color corresponds to the down-spin. (c) Iso-surface plots($0.007 \text{ e}/\text{\AA}^3$) for charge density difference of configuration (4/0/0/0). Yellow contours indicate electron accumulation, and blue contours indicate electron depletion.

larization, therefore shows a half-metallic behavior and there is a net magnetic moment($4.79 \mu_B$) in system. The magnetic moment on each Co atom is $1.2 \mu_B$ and mainly comes from Co-3d orbital ($1.13 \mu_B$), the remaining contribution to the magnetic moment arises from Co-4p, as shown in Fig. 7(a_2). Actually, the electronic states of Co atoms and Ga atoms below contribute to the half-metallic behavior near the E_F mainly due to the p-d(Ga-4p and Co-3d) hybridization, see Fig. 7(a_2) and Fig. 7(a_3), respectively. Inversely, without the interaction of N atoms, the magnetic moments of four Co atoms are in the same parallel direction, leading to FM state in this case(see Fig. 7(b)). We suggest that the FM ground state mostly comes from the nearest-neighbor cation-cation coupling with the Co-Co direct exchange by the Co-3d orbitals, which is totally different with the configuration (2/0/0).

From Fig. 7(c), we can see a delocalized enhancement of electron density at the Co-Ga bond, i.e., electron accumulation mostly localized between the outermost Co layer and underlying Ga layer, which indicates a strong interaction between Co and Ga atoms. Combining with the previous analysis of optimized geometric structure of (4/0/0/0/0) in Sec III.A, it is believed that this result could provides an intuitive understanding for the formation of CoGa alloys upon GaN(0001) substrate surface under excess Ga fluxes in experiment study⁷.

IV. CONCLUSIONS

In summary, we have carried out a detail DFT study for the energetics and magnetic properties of two Co-doped GaN(0001) surfaces in different growth conditions. Our results suggest that substitution of surface Ga by Co is energetically favorable. CoN/GaN interface could be easily formed under N-rich conditions, while under Ga-rich conditions, CoGa_x/GaN interface could be energetically favorable. Moreover, an anti-ferromagnetic ground state is favored for N-rich conditions, while the ground state is ferromagnetic for Ga-rich growth conditions. We conclude that such magnetism in Co:GaN(0001) thin films is directly related to the growth conditions and Co:GaN system is expected to have potential applications in the field of spin injection devices.

V. ACKNOWLEDGMENTS

The authors thank Prof. Xu Zuo of NKU for helpful discussions and acknowledge the computing facilities of the Center for Computing of Tsinghua University. This work was supported by National Natural Science Foundation of China (Nos.51062003,61264005), Young Scientist Program of Jiangxi Province (20122BCB23030), Science Foundation of Jiangxi Province(Nos.GJJ14587, 20133BBE50001) and Innovation Team in JXSTNU (2013CXTD001).

-
- (1) H. Ohno, Science, **281**, 5379, 951-956 (1998)
 - (2) Shifei Qi, Fengxian Jiang, Jiuping Fan, H. Wu, S. B. Zhang, Gillian A. Gehring, Zhenyu Zhang, and Xiaohong Xu, Phys. Rev. B **84**, 205204 (2011)

- (3) Alexander A. Khajetoorians, Bruno Chilian, Jens Wiebe, Sergej Schuwalow, Frank Lechermann and Roland Wiesendanger, *Nature* **467**, 1084C1087 (2010)
- (4) Xu Zuo, Soack-Dae Yoon, Aria Yang, Wen-Hui Duan, Carmine Vittoria and Vincent G. Harris, *J. Appl. Phys.* **105**, 07C508 (2009)
- (5) S. Dhara, B. Sundaravel, K. G. Nair, R. Kesavamoorthy, M. C. Valsakumar et al., *Appl. Phys. Lett.* **88**, 173110 (2006)
- (6) V. Baranwal, A. C. Pandey, J. W. Gerlach, B. Rauschenbach, H. Karl, D. Kanjilal and D. K. Avasthi, *J. Appl. Phys.* **103**, 124904 (2008)
- (7) H. D. Li, G. H. Zhong, H. Q. Lin, and M. H. Xie, *Phys. Rev. B* **81**, 233302 (2010)
- (8) H D Li, K He, M H Xie, N Wang, J F Jia and Q K Xue, *New J. Phys.* **12**, 073007 (2010)
- (9) Kim, W; Kang, H J; Oh, S K; Shin, S; Lee, J H; Song, J; Noh, S K; Oh, S J; Kim, CS, *IEEE T. Nanotechnol.* **5**, 2, 149 (2006)
- (10) S. Munawar Basha, S. Ramasubramanian, M. Rajagopalan, J. Kumar, Tae Won Kang, N. Ganapathi Subramaniam, Younghae Kwon, *J Cryst. Growth*, **318**, 432 (2011)
- (11) Yu-feng Tian, Yong-feng Li, and Tom Wu, *Appl. Phys. Lett.* **99**, 222503 (2011)
- (12) W. G. Xie, F. Y. Xie, X. L. Yu, K. Xue, J. B. Xu, J. Chen and R. Zhang, *Appl. Phys. Lett.* **95**, 262506 (2009)
- (13) A. Ney, K. Ollefs, S. Ye, T. Kammermeier, V. Ney, T. C. Kaspar, S. A. Chambers, F. Wilhelm, and A. Rogalev, *Phys. Rev. Lett.* **100**, 157201 (2008)
- (14) Numan Akdoğan, Hartmut Zabel, Alexei Nefedov, Kurt Westerholt et.al, *J. Appl. Phys.* **105**, 043907 (2009)
- (15) G. Mula, C. Adelman, S. Moehl, J. Oullier, B. Daudin, *Phys. Rev. B* **64**, 195406 (2001)
- (16) G. Koblmüller, R. Averbeck, H. Riechert, P. Pongratz, *Phys. Rev. B* **69**, 035325 (2004)
- (17) J. E. Northrup, J. Neugebauer, R. M. Feenstra, A. R. Smith, *Phys. Rev. B* **61**, 9932 (2000)
- (18) P. E. Blöchl, *Phys. Rev. B* **50**, 17953(1994)
- (19) G. Kresse and J. Furthmüller, *Comput. Mater. Sci.* **6**, 15(1996)
- (20) J. P. Perdew, K. Burke, M. Ernzerhof, *Phys. Rev. Lett.* **77**, 3865 (1996)
- (21) Zhenzhen Qin, Zhihua Xiong, Guangzhao Qin, and Qixin Wan, *J. Appl. Phys.* **114**, 194307 (2013)
- (22) Rafael González-Hernández, William López P., María G. Moreno-Armenta, Jairo Arbey Rodríguez, *J. Appl. Phys.* **109**, 07C102 (2011)

- (23) G. Husnain, Yao Shu-De, Ishaq Ahmad, H.M. Rafique , Arshad Mahmood, J. Magn. Magn. Mater. **324**, 797C801 (2012)