

# Zero-Determinant Strategies in Noisy Repeated Games

Dong Hao, Zhihai Rong, and Tao Zhou\*

Web Sciences Center, University of Electronic Science and Technology of China, Chengdu 611731, China

Press and Dyson has recently revealed a new set of “zero-determinant” (ZD) strategies for repeated games, which grant a player with power of manipulation on the game’s payoffs. A ZD strategy player can unilaterally enforce a fixed linear relationship between his payoff and that of his opponent. In particular it can (i) deterministically set his opponent’s payoff to a fixed value, regardless of how the opponent responds; or (ii) extort his opponent such that when the opponent tries to increase his payoff, he will increase the ZD strategy player’s even more, and the opponent can only maximize his payoff by unconditional cooperating; or even (iii) always obtain an advantageous proportion of two players’ total payoff. ZD strategies exists in all kinds of two-player two-action repeated games without taking into consideration the influence of noise. However, outside the laboratory, interactions are often involved with errors. Perception error occurs when a player wrongly observes the action of the opponent and implementation error occurs when a player behaves differently as what he intended to do. In this work, we derive the generalized form of ZD strategies for noisy repeated games, and also study the conditions, feasible regions and corresponding payoffs for two specifications of ZD strategies, which are called the pinning strategies and extortion strategies. It is found that the ZD strategies still widely exist in noisy repeated games with reasonable level of noise, although the noise has strong impact on the existence and performance of ZD strategies. The noises will expose the ZD strategy player to uncertainty and risk, however, it is still possible for him to set the opponent’s payoff to a fixed value, or to extort the opponent.

## I. INTRODUCTION

Repeated games provide a system framework to explore the players’ relationship in a long-term. Extensive literatures have by now utilized repeated games as a basic component to analyze the economic behavior, the evolutionary dynamics as well as the multi-agent systems [1]. It has been commonly accepted that in such games there is no simple ultimatum strategy whereby one player can simply occupy an unfair share of the payoffs. However, Press and Dyson’s discovery of “zero-determinant (ZD)” strategies shows that in repeated games, it is possible for a player to unilaterally enforce a linear relationship between his and his opponent’s payoff. Under the impact of such linear relationship, one specialization of ZD strategies can set the expected payoff of the opponent to a fixed value; Another specification can ensure that, when the opponent tries to increase his payoff, he will always increase the ZD strategy player’s payoff even more; Moreover, there is also a specification can guarantee that the ZD strategy player’s increase in payoff always exceeds that of the opponent by a fixed percentage [2]. ZD strategies has attracted considerable attentions. The related topics cover the cooperation enforcement [3], the equilibrium analysis [4], the robustness analysis [5] and the generalization of ZD in multi-player games [6]. There are also dozens of works investigate the differences and boundaries between sub-classes of ZD strategies, and study their impacts on evolutionary dynamics [7, 8].

However, the majority of these existing works heavily rely on one crucial assumption, which commonly exists in numerous repeated game researches, but indeed excludes many real-world applications. This assumption is that the game is played in a perfect environment without noise [9]. Under such assumption, there are neither action errors nor observation errors occurring to the players. However, outside of the laboratory, the interactions are often involved with errors [9–16]. The errors may fall into two categories [10]. The first kind is that players’ actions are often observed with errors, which can be called the *perception errors*: someone who claims they worked hard, or that they were too busy to give a help, may or may not be telling the truth; similarly, someone who accidentally makes an awkward result, or messes things up unexpectedly, may have been well-intentioned [11]. Such games widely exist. For example, in cooperation of environment protection, players may not directly know how much the co-player invested to the protection, each of them can only perceive some information from his own environmental quality. However, the environmental qualities depend not only on each player’s investment for protection, but also on the stochastic changes caused by other reasons. The environmental quality can be viewed as a noisy private signal about the co-player’s action. This kind of game is often studied by repeated games with imperfect private monitoring [9]. The second kind is that players may wrongly take an action. This can be categorized into *implementation errors*: one player has its intended action, but may accidentally chooses another action due to the interference in the environment. For example, someone who intended to cooperate, may accidentally takes a defective action and consequently makes the game ugly.

---

\*Electronic address: zhutou@ustc.edu

Such game also has a large number of instances in the real world and it can be studied by repeated games with imperfect public monitoring [12]. In the games with perception errors, players have different private information, this is different from the games with implementation errors where players' information are public and identical. Therefore the information structure for the repeated games with perception errors is more complex.

The noisy repeated games are generalized form of repeated games. In noisy repeated games, the possible outcomes in each stage might turn out to be unpredictable and, players can only design his strategy according to his expected stage payoffs. The existence of errors in the environment elevates the complexity of repeated games and the payoff-oriented ZD strategy selection in such games deserves more concrete analysis. When players interaction in an realistic environment with noise involved, whether ZD strategies still exist and what are the new features? To find out the answers to this question, in this paper we study the role of ZD strategies in noisy repeated games. One the one hand, since repeated games with implementation errors are the most stringent case, we focus primarily on perception errors. In sections II, III and IV, the modelings and analysis are all performed by considering perception errors. On the other hand, repeated games with implementation errors can be viewed as an extreme and special case of repeated games with perception errors where the realized actions are just the signals and can be observed by both players [1, 12]. Thus in section V, games with implementation errors are complementarily studied. We propose a generalized framework to derive the ZD strategies, in particular the pinning and the extortion strategies, for noisy repeated games. It is found that, even in the noisy environment, a player can still enforce a linear relationship between the two players' expected payoff scores. Under the impact of such a linear relationship, the ZD strategy player can unilaterally set his opponent's payoff to his desirable level, although the difficulty for realizing such a unilateral control increases as the noise becomes stronger. Furthermore, the extortion strategies widely exist in noisy repeated games with reasonable error rates. Since the noise brings uncertainty and risk to the ZD strategy player, he cannot perfectly secure his payoff to be always greater than player Y's. Nevertheless, he can still ensure that his own increase of payoff always exceeds that of the opponent by a fixed percentage, such that as long as the opponent tries to improve his payoff, he will improve the ZD strategy player's payoff even more. And under such extortion strategy, the opponent can only maximize his strategy by fully cooperating, when both players' payoffs are maximized but the ZD strategy player outperforms. In short, the noises or errors expose the ZD strategy player to uncertainty and the risk for losing arises. However, the mischievous manipulation and the strong power of unilaterally control of ZD strategies still persist, such strategies stubbornly exist in the realistic noisy world.

## II. ZERO-DETERMINANT STRATEGY UNDER NOISY ENVIRONMENTS

### A. Noisy repeated game formulation

Consider two players engaged in an iterated prisoner's dilemma (IPD) game. In each stage, each player  $i \in \{X, Y\}$  takes an action  $a_i \in \{C, D\}$ . One player cannot directly see what action the opponent has taken, but only observes a private signal  $\omega_i \in \{g, b\}$  after both players chose actions. Here  $g$  and  $b$  denote good and bad signals, respectively. Denote  $\omega = \{\omega_X, \omega_Y\}$  the signal profile from the two players. Each player's signal  $\omega_i$  is a stochastic variable, its distribution is affected not only by the two players' actions but also by the noises (random errors) from the environment. Each kind of signal  $\omega_i$  occurs with a positive probability  $\pi(\omega_X, \omega_Y | \mathbf{a})$ , where  $\mathbf{a} = \{a_X, a_Y\}$  is the action profile from the two players. In each stage, if player Y plays  $a_Y = C$  (or  $a_Y = D$ ) but X observes  $\omega_X = b$  (or  $\omega_X = g$ ), it means an *error* occurs. Denote  $\tau$  the probability neither player has an error,  $\varepsilon$  the probability that an error occurs to only one specific player, and  $r$  the probability that an error occurs to both players. Normally, the values follows order  $\tau > \varepsilon > r > 0$  and  $\tau + 2\varepsilon + r = 1$ , that means the observations of players are more likely to be correct. For example, if both players choose  $C$ , then  $\pi(g, g|CC) = \tau$ ,  $\pi(g, b|CC) = \pi(b, g|CC) = \varepsilon$ , and  $\pi(b, b|CC) = \pi(b, b|CC) = r$ . The following tables summarize the signal distributions under all action profiles. Based on the action and privately observed signal, for a player X, his private outcomes in each stage game can be  $(a_X, \omega_X) \in \{Cg, Cb, Dg, Db\}$ . Note that this is different from games with no noise, where both players' outcomes are identical and are just action profiles.

TABLE 1: Signal distributions for different action profiles

$CC$	$\omega_Y = g$	$\omega_Y = b$	$CD$	$\omega_Y = g$	$\omega_Y = b$	$DC$	$\omega_Y = g$	$\omega_Y = b$	$DD$	$\omega_Y = g$	$\omega_Y = b$
$\omega_X = g$	$\tau$	$\varepsilon$	$\omega_X = g$	$\varepsilon$	$r$	$\omega_X = g$	$\varepsilon$	$\tau$	$\omega_X = g$	$r$	$\varepsilon$
$\omega_X = b$	$\varepsilon$	$r$	$\omega_X = b$	$\tau$	$\varepsilon$	$\omega_X = b$	$r$	$\varepsilon$	$\omega_X = b$	$\varepsilon$	$\tau$

Since the stochastic changes of the environment as well as the opponent's action is jointly involved in the signals, the realized stage payoff for each player depends only on the action he chose and the signal he received, which is denoted as  $u_i(a_i, \omega_i)$  [1, 9, 13]. We assume the realized stage payoff follow the prisoner's dilemma, which is ordered as  $u_X(C, g) = u_Y(C, g) = 1$ ,  $u_X(C, b) = u_Y(C, b) = -L$ ,  $u_X(D, g) = u_Y(D, g) = 1 + G$ , and  $u_X(D, b) = u_Y(D, b) = 0$ .

According to general framework in [13], the expected stage payoff for each stage when players choose an action profile is then defined as

$$f_i(\mathbf{a}) = \sum_{\omega} u_i(a_i, \omega_i) \pi(\omega|\mathbf{a}), \quad (1)$$

such that  $f_i(\mathbf{a})$  is the expected value over all possible noisy signals, conditioning on the two players' actions. The following matrix illustrates the expected stage payoffs under each action profile. The expected payoffs under different

TABLE 2: Expected stage payoff for noisy IPD

	<i>C</i>	<i>D</i>
<i>C</i>	$(R_E, R_E)$	$(S_E, T_E)$
<i>D</i>	$(T_E, S_E)$	$(P_E, P_E)$

action profiles *CC*, *CD*, *DC* and *DD* are denoted as  $R_E$ ,  $S_E$ ,  $T_E$  and  $P_E$ , respectively. These expected stage payoffs are calculated by following the above equation (1) and have the values  $R_E = 1 - (L+1)(\varepsilon+r)$ ,  $S_E = -L + (1+L)(\varepsilon+r)$ ,  $T_E = (1+G)(1-\varepsilon-r)$  and  $P_E = (1+G)(\varepsilon+r)$ . Then player X's expected stage payoff vector is denoted as  $\mathbf{U}_X = (R_E, S_E, T_E, P_E)$  and player Y's is denoted as  $\mathbf{U}_Y = (R_E, T_E, S_E, P_E)$ . It is worth noting that, although it looks similar to the traditional matrix game prisoner's dilemma, the derivation for this matrix is an expectation calculation, which is following a quite different way comparing with that for repeated games without noise. The expected payoff's definition fundamentally changed game's format, since inside the vectors, the effect of random errors and the independent observations of players are clarified. The effect of the error is non-trivial, and it may change the type, and even the solution of the game. When the observation error rate is small (i.e.,  $\tau$  and  $\varepsilon$  are sufficiently small), the payoffs can still follow the prisoner's dilemma's payoff order. However, the increasing of error rates may potentially change the game into other models.

## B. State transition rules

When the stage game is repeated, a (mixed) strategy for player X at the  $t$ -th stage is a mapping from his private history  $h_X^t$  to the probabilities for taking action *C* and *D*. As time goes on, the space of private history expands exponentially. In this paper we concentrate on the memory-one strategies which means each player set his strategy only according to the single previous outcome. There are at least three concerns with such strategies. Firstly, it is known from the psychological literature that people do not act on the whole history but pay more attention to recent history which is called recent effect [18]. Secondly, if the players' action spaces are sufficiently rich, then players do not need to use much memory: remembering yesterday is almost enough [14]. And for repeated games with no noise, Press and Dyson [2] has proved longer memory of the game's history will not give a player any advantage, and it suffices to focus on the memory-one strategies. Thirdly, there has been some significant literature on noisy repeated games with finite memory and one stage memory [10][15][16].

Denote player X's probabilities to cooperate under his previous outcomes *Cg*, *Cb*, *Dg* and *Db* as  $p_1, p_2, p_3$  and  $p_4$ , respectively. Similarly, the probabilities that Y will cooperate are  $q_1, q_2, q_3$  and  $q_4$ , under her previous outcomes *Cg*, *Cb*, *Dg* and *Db*, respectively. The joint actions of the two players are the *states* of the game, and the two players' probabilistic strategies as well as the noise structure jointly determine the transition rule of the states. Note that the observation errors only changes the transition probabilities, but never changes the real state space of the game. The real states space is still  $\{CC, CD, DC, DD\}$ . For example, If the old state is *CC*, the probability that the state transits to a new joint state *CD* will be:

$$\tau p_1(1-q_1) + \varepsilon p_1(1-q_2) + \varepsilon p_2(1-q_1) + r p_2(1-q_2),$$

where  $\tau p_1(1-q_1)$  is the probability that both players observe correct signals and player X takes action *C* while player Y takes action *D* in the new stage;  $\varepsilon p_1(1-q_2)$  and  $\varepsilon p_2(1-q_1)$  are the probabilities one player has an observation error and player X takes *C* and player Y takes *D*; and  $r p_2(1-q_2)$  is the probability that both players have observation errors and player X takes *C* and player Y takes *D*. The process for deriving the transition probability from state *CC* to state *DD* is depicted in Figure. 2. Following the similar way, the transition probabilities between any two states can be derived, and the state transition matrix  $\mathbf{M}$  of the noisy repeated game is calculated as matrix in formula (2). We can see from this transition matrix, although it becomes more complex, it is still a stochastic matrix.

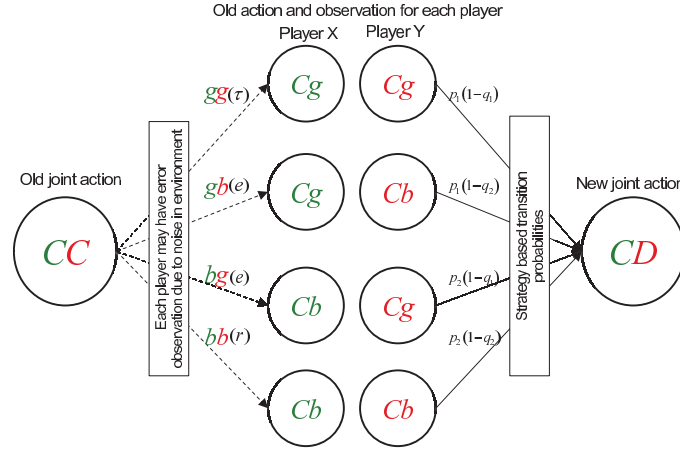


FIG. 1: Illustration of transition from action profile  $CC$  to  $CD$ . Actions of the two players are  $C$  and  $D$ . Observed signals are  $g$  and  $b$ . The green color shows the real action and observation of player  $X$  while the red color depicts that of player  $Y$ . The big nodes denote the action profile, which is the real states of the game. The small nodes denote the combination of one player's real action and observation, which are one player's private outcomes. The noisy decomposes the state  $CC$  into four combinations of private outcomes, namely  $(Cg, Cg)$ ,  $(Cg, Cb)$ ,  $(Cb, Cg)$  and  $(Cb, Cb)$ , and makes a player do not know for sure what is the real state. Each of these private outcomes appears with a probability. Based on the private outcome, each player's strategy are conditional probabilities for taking action  $C$ . The transition probability from state  $CC$  to  $CD$  can be calculated according to both the noise distribution and the strategies of the two players.

$$\begin{array}{c}
 \begin{array}{c}
 CC \\
 CD \\
 DC \\
 DD
 \end{array}
 \begin{array}{c}
 \begin{pmatrix}
 \tau p_1 q_1 \\
 +\varepsilon p_1 q_2 \\
 +\varepsilon p_2 q_1 \\
 +r p_2 q_2
 \end{pmatrix}
 \begin{pmatrix}
 \tau p_1 (1-q_1) \\
 +\varepsilon p_1 (1-q_2) \\
 +\varepsilon p_2 (1-q_1) \\
 +r p_2 (1-q_2)
 \end{pmatrix}
 \begin{pmatrix}
 \tau (1-p_1) q_1 \\
 +\varepsilon (1-p_1) q_2 \\
 +\varepsilon (1-p_2) q_1 \\
 +r (1-p_2) q_2
 \end{pmatrix}
 \begin{pmatrix}
 \tau (1-p_1) (1-q_1) \\
 +\varepsilon (1-p_1) (1-q_2) \\
 +\varepsilon (1-p_2) (1-q_1) \\
 +r (1-p_2) (1-q_2)
 \end{pmatrix}
 \end{array}
 \cdot
 \begin{array}{c}
 \begin{pmatrix}
 \varepsilon p_1 q_3 \\
 +r p_1 q_4 \\
 +\tau p_2 q_3 \\
 +\varepsilon p_2 q_4
 \end{pmatrix}
 \begin{pmatrix}
 \varepsilon p_1 (1-q_3) \\
 +r p_1 (1-q_4) \\
 +\tau p_2 (1-q_3) \\
 +\varepsilon p_2 (1-q_4)
 \end{pmatrix}
 \begin{pmatrix}
 \varepsilon (1-p_1) q_3 \\
 +r (1-p_1) q_4 \\
 +\tau (1-p_2) q_3 \\
 +\varepsilon (1-p_2) q_4
 \end{pmatrix}
 \begin{pmatrix}
 \varepsilon (1-p_1) (1-q_3) \\
 +r (1-p_1) (1-q_4) \\
 +\tau (1-p_2) (1-q_3) \\
 +\varepsilon (1-p_2) (1-q_4)
 \end{pmatrix}
 \end{array}
 \cdot
 \begin{array}{c}
 \begin{pmatrix}
 \varepsilon p_3 q_1 \\
 +\tau p_3 q_2 \\
 +r p_4 q_1 \\
 +\varepsilon p_4 q_2
 \end{pmatrix}
 \begin{pmatrix}
 \varepsilon p_3 (1-q_1) \\
 +\tau p_3 (1-q_2) \\
 +r p_4 (1-q_1) \\
 +\varepsilon p_4 (1-q_2)
 \end{pmatrix}
 \begin{pmatrix}
 \varepsilon (1-p_3) q_1 \\
 +\tau (1-p_3) q_2 \\
 +r (1-p_4) q_1 \\
 +\varepsilon (1-p_4) q_2
 \end{pmatrix}
 \begin{pmatrix}
 \varepsilon (1-p_3) (1-q_1) \\
 +\tau (1-p_3) (1-q_2) \\
 +r (1-p_4) (1-q_1) \\
 +\varepsilon (1-p_4) (1-q_2)
 \end{pmatrix}
 \end{array}
 \cdot
 \begin{array}{c}
 \begin{pmatrix}
 r p_3 q_3 \\
 +\varepsilon p_3 q_4 \\
 +\varepsilon p_4 q_3 \\
 +\tau p_4 q_4
 \end{pmatrix}
 \begin{pmatrix}
 r p_3 (1-q_3) \\
 +\varepsilon p_3 (1-q_4) \\
 +\varepsilon p_4 (1-q_3) \\
 +\tau p_4 (1-q_4)
 \end{pmatrix}
 \begin{pmatrix}
 r (1-p_3) q_3 \\
 +\varepsilon (1-p_3) q_4 \\
 +\varepsilon (1-p_4) q_3 \\
 +\tau (1-p_4) q_4
 \end{pmatrix}
 \begin{pmatrix}
 r (1-p_3) (1-q_3) \\
 +\varepsilon (1-p_3) (1-q_4) \\
 +\varepsilon (1-p_4) (1-q_3) \\
 +\tau (1-p_4) (1-q_4)
 \end{pmatrix}
 \end{array}
 \end{array}
 \quad (2)$$

### C. Framework of zero-determinant strategy under noise

Let  $\mathbf{u}^t$  be the probability distribution over the game's state space  $\{CC, CD, DC, DD\}$  at stage  $t$ . The probability distributions follow the transition rule such that  $\mathbf{u}^{t+1} = \mathbf{u}^t \times \mathbf{M}$ . The *stationary distribution* for  $\mathbf{M}$  is a vector  $\mathbf{v}$  such that  $\mathbf{v}^T \mathbf{M} = \mathbf{v}^T$ . According to Press and Dyson's work [2], let  $\mathbf{M}' = \mathbf{M} - \mathbf{I}$ , introducing  $\mathbf{M}'$  into the above equation yields  $\mathbf{v}^T \mathbf{M}' = \mathbf{0}$ . Besides, according to Cramer's rule, for any matrix  $\mathbf{M}'$  and its adjugate matrix  $Adj(\mathbf{M}')$ , the equation  $Adj(\mathbf{M}') \mathbf{M}' = \mathbf{0}$  holds. Therefore from these two equations we know that every row of  $Adj(\mathbf{M}')$  is proportional to the stationary distribution vector  $\mathbf{v}$ . Changing the last column of  $\mathbf{M}'$  into player  $X$ 's expected stage payoff vector  $(R_E, S_E, T_E, P_E)$ , we can get a new matrix  $\tilde{\mathbf{M}}$ . Then using

Laplace expansion on the last column of  $\tilde{\mathbf{M}}$ , we have the following expression.

$$\det(\tilde{\mathbf{M}}) = R_E \cdot N_1 + S_E \cdot N_2 + T_E \cdot N_3 + P_E \cdot N_4.$$

The variables  $N_1, N_2, N_3$  and  $N_4$  are just the minors corresponding to  $R_E, S_E, T_E$  and  $P_E$  in the last column of  $\tilde{\mathbf{M}}$ , respectively. The fourth row of  $Adj(\tilde{\mathbf{M}})$  is calculated from the first three columns of  $\tilde{\mathbf{M}}$  and is always proportional to  $\mathbf{v}$ . Therefore the expected payoff of player X under stationary state can be calculated by using  $\det(\tilde{\mathbf{M}})$ . Since the elementary transformation on  $\tilde{\mathbf{M}}$  does not change the value of this determinant. Thus adding the first column into the second and the third columns gives us a new form of this determinant as

$$\det(\tilde{\mathbf{M}}) = \begin{vmatrix} \cdots & -1 + (\tau + \varepsilon)p_1 + (r + \varepsilon)p_2 & -1 + (\tau + \varepsilon)q_1 + (r + \varepsilon)q_2 & R_E \\ \cdots & -1 + (r + \varepsilon)p_1 + (\tau + \varepsilon)p_2 & (\tau + \varepsilon)q_3 + (r + \varepsilon)q_4 & S_E \\ \cdots & (\tau + \varepsilon)p_3 + (r + \varepsilon)p_4 & -1 + (r + \varepsilon)q_1 + (\tau + \varepsilon)q_2 & T_E \\ \cdots & (r + \varepsilon)p_3 + (\tau + \varepsilon)p_4 & (r + \varepsilon)q_3 + (\tau + \varepsilon)q_4 & P_E \end{vmatrix}, \quad (3)$$

which is much simpler. What's more important, we can see that in this determinant, the second column is solely controlled by X and the third column is solely controlled by Y. Record this new format of determinant as  $D(\mathbf{p}, \mathbf{q}, \mathbf{U}_X)$ . Then, player X's normalized payoff score under stationary state is derived as

$$s_X = \frac{\mathbf{v} \cdot \mathbf{U}_X}{\mathbf{v} \cdot \mathbf{1}} = \frac{D(\mathbf{p}, \mathbf{q}, \mathbf{U}_X)}{D(\mathbf{p}, \mathbf{q}, \mathbf{1})}, \quad (4)$$

Similarly, replacing the last column of  $\det(\tilde{\mathbf{M}})$  by player Y's stage expected payoff vector, player Y's normalized payoff score is

$$s_Y = \frac{\mathbf{v} \cdot \mathbf{U}_Y}{\mathbf{v} \cdot \mathbf{1}} = \frac{D(\mathbf{p}, \mathbf{q}, \mathbf{U}_Y)}{D(\mathbf{p}, \mathbf{q}, \mathbf{1})}. \quad (5)$$

A linear combination of these two scores with coefficients  $\alpha, \beta$  and  $\gamma$  gives us

$$\alpha s_X + \beta s_Y + \gamma = \frac{D(\mathbf{p}, \mathbf{q}, \alpha \mathbf{U}_X + \beta \mathbf{U}_Y + \gamma \mathbf{U}_Z)}{D(\mathbf{p}, \mathbf{q}, \mathbf{1})}, \quad (6)$$

where the numerator is

$$D(\mathbf{p}, \mathbf{q}, \alpha \mathbf{U}_X + \beta \mathbf{U}_Y + \gamma \mathbf{U}_Z) = \begin{vmatrix} \cdots & -1 + (\tau + \varepsilon)p_1 + (r + \varepsilon)p_4 & -1 + (\tau + \varepsilon)q_1 + (r + \varepsilon)q_2 & \alpha R_E + \beta R_E + \gamma \\ \cdots & -1 + (r + \varepsilon)p_1 + (\tau + \varepsilon)p_4 & (\tau + \varepsilon)q_3 + (r + \varepsilon)q_4 & \alpha S_E + \beta T_E + \gamma \\ \cdots & (\tau + \varepsilon)p_3 + (r + \varepsilon)p_4 & -1 + (r + \varepsilon)q_1 + (\tau + \varepsilon)q_2 & \alpha T_E + \beta S_E + \gamma \\ \cdots & (r + \varepsilon)p_3 + (\tau + \varepsilon)p_4 & (r + \varepsilon)p_3 + (\tau + \varepsilon)p_4 & \alpha P_E + \beta P_E + \gamma \end{vmatrix}. \quad (7)$$

The first columns is omitted because we only need to analyze the relationship between the second column and the fourth column. If player X can set his strategy  $\mathbf{p}$  delicately and make the second column of this determinant satisfy  $\tilde{\mathbf{p}} = \alpha \mathbf{U}_X + \beta \mathbf{U}_Y + \gamma \mathbf{U}_Z$ , then the determinant's value  $D(\mathbf{p}, \mathbf{q}, \alpha \mathbf{U}_X + \beta \mathbf{U}_Y + \gamma \mathbf{U}_Z) = 0$ , which indicates that X can unilaterally form a linear relationship between X's score and Y's score, such that:  $\alpha s_X + \beta s_Y + \gamma = 0$ . If player X wants such a linear relationship to be formed, according to equation 7, the following system of linear equations should have feasible solution:

$$\begin{cases} -1 + (\tau + \varepsilon)p_1 + (\varepsilon + r)p_2 = \alpha R_E + \beta R_E + \gamma, \\ -1 + (\varepsilon + r)p_1 + (\tau + \varepsilon)p_2 = \alpha S_E + \beta T_E + \gamma, \\ (\tau + \varepsilon)p_3 + (r + \varepsilon)p_4 = \alpha T_E + \beta S_E + \gamma, \\ (r + \varepsilon)p_3 + (\tau + \varepsilon)p_4 = \alpha P_E + \beta P_E + \gamma. \end{cases} \quad (8)$$

If this system of linear equations has feasible solutions, then it will be possible for player X to adjust  $p_1, p_2, p_3$  and  $p_4$  properly to form a linear relationship between his and the opponent's payoffs. Since the above unilateral control strategy is realized by setting a determinant to zero, we call this the *zero-determinant (ZD) strategy in noisy repeated games*. Note that when the game is reduced to the perfect observation case (i.e.,  $\tau = 1, \varepsilon = 0, r = 0$ ), the ZD strategy is degenerated into the original case as studied in Press and Dyson's work [2]. The ZD strategies under noise is thus a generalized form, and there are not a few undiscussed features of such strategies. In the following sections we will continue the analysis step by step.

### III. PINNING STRATEGIES UNDER NOISE

#### A. Pinning strategies under noise

In Press and Dyson's work, one specialization of ZD strategies can unilaterally set the opponent's payoff to a deterministic value [2]. Similar strategies were also formerly investigated by Boerlijst, Nowak and Sigmund [17]. We call such strategies the pinning strategies. Even in the noisy environments, pinning strategies still exist, although the conditions are relatively strict. If player X chooses proper  $p_1, p_2, p_3$  and  $p_4$ , such that  $\tilde{\mathbf{p}} = \beta \mathbf{U}_Y + \gamma \mathbf{1}$  (set  $\alpha = 0$ ), then the following linear equation without player X's payoff involved can be formed

$$\beta s_Y + \gamma = 0 \quad (9)$$

The above  $\tilde{\mathbf{p}}$  leads to the following system of linear equations, which depicts the constrains for the pinning strategies under noise:

$$\begin{cases} -1 + (\tau + \varepsilon)p_1 + (\varepsilon + r)p_2 = \beta R_E + \gamma, \\ -1 + (\varepsilon + r)p_1 + (\tau + \varepsilon)p_2 = \beta T_E + \gamma, \\ (\tau + \varepsilon)p_3 + (r + \varepsilon)p_4 = \beta S_E + \gamma, \\ (r + \varepsilon)p_3 + (\tau + \varepsilon)p_4 = \beta P_E + \gamma. \end{cases} \quad (10)$$

From the first two equations,  $\beta$  can be represent as

$$\beta = \frac{(\tau - r)(p_1 - p_2)}{R_E - T_E}, \quad (11)$$

and from the last two equations,  $\gamma$  can be represent as

$$\gamma = p_1 + \frac{(r + \varepsilon)T_E - (\tau + \varepsilon)R_E}{\tau - r} \cdot \beta - 1. \quad (12)$$

Since there are six variables  $p_1, p_2, p_3, p_4, \beta$  and  $\gamma$  in the four equations, there will be only two independent free variables, which can be used to represent the other four variables. Let  $p_1$  and  $p_4$  be these two free variables, then  $p_2$  and  $p_3$  can be represented as

$$p_2 = \frac{p_1 [(\tau + \varepsilon)T_E + (\varepsilon + r)S_E - (\varepsilon + r)R_E - (\tau + r)P_E] - (1 + p_4)(T_E - R_E)}{(\tau + \varepsilon)R_E - (\varepsilon + r)T_E + (\varepsilon + r)S_E - (\tau + r)P_E} \quad (13)$$

$$(14)$$

$$p_3 = \frac{(p_1 - 1)(S_E - P_E) + p_4 [(\tau + \varepsilon)R_E - (\varepsilon + r)T_E - (\tau + \varepsilon)S_E + (\varepsilon + r)P_E]}{(\tau + \varepsilon)R_E - (\varepsilon + r)T_E + (\varepsilon + r)S_E - (\tau + \varepsilon)P_E}. \quad (15)$$

Introduce both  $\beta$  and  $\gamma$  back into equation (9), we finally have the opponent's payoff as

$$s_Y = \frac{(1 - p_1)[(\tau + \varepsilon)P_E - (\varepsilon + r)S_E] + p_4 [(\tau + \varepsilon)R_E - (\varepsilon + r)T_E]}{(1 - p_1 + p_4)(\tau - r)}. \quad (16)$$

It is worth noting that, besides the noise distribution,  $s_Y$  is only determined by two components in X's strategic vector, which are  $p_1$  and  $p_4$ . By inspecting the payoff of Y, we found that in the perfect environment, where the noise distribution follows  $\tau = 1, \varepsilon = r = 0$ ,  $s_Y$  degenerates to the format as  $s_Y = \frac{(1 - p_1)P_E + p_4 R_E}{(1 - p_1) + p_4}$ , which is equivalent to Press and Dyson's result. The pinning strategy under noise is a generalized form of the original one discovered by Press and Dyson.

#### B. Feasible region and pinned payoff

From equation set (10), the only constrain for the existence of pinning strategies is the probabilistic constrain for  $p_1, p_2, p_3$  and  $p_4$ . Both  $p_2$  and  $p_3$  can be linearly represented by  $p_1$  and  $p_4$ . By inspection on  $p_2$  and  $p_3$ , they can be satisfied when  $p_1$  is sufficiently large while  $p_4$  is sufficiently small. However, with noise involved in, the feasible region is greatly affected. We numerically checked the feasible region of pinning strategies and the corresponding pinned payoff of Y, under different kinds of noises, ranging from no noise to very strong noise. The result is shown in Figure 2. In these three sub-figures, the noises are different. If the environment is perfect, the feasible region generally exist when  $p_1$  is sufficiently large while  $p_4$  is sufficiently small. Figure 2(a) is thus a quantified and experimental analysis of the result even discussed by Press and Dyson [2]. Furthermore, the pinned payoff under the perfect environment

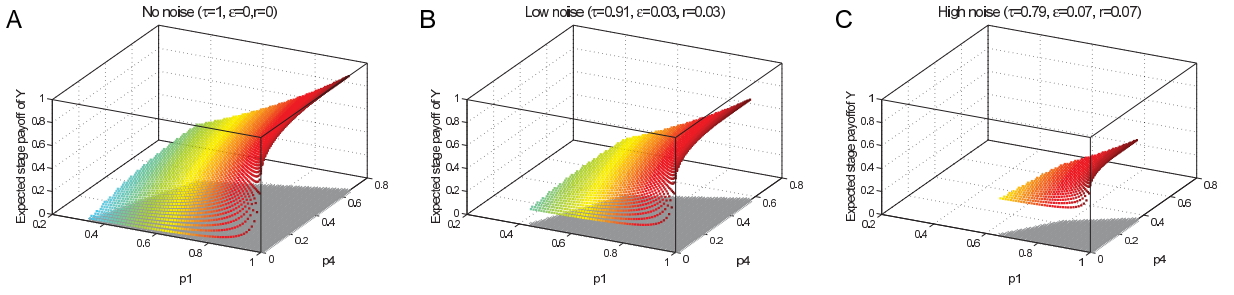


FIG. 2: Feasible region of pinning strategies and the corresponding pinned payoffs of player Y, under different noises. In each sub-figure, the area on the  $x - y$  plane shaded with grey color illustrates the values of  $p_1$  and  $p_4$  that are feasible to lead to a pinning strategy. Each pair of  $p_1$  and  $p_4$  is shown as a grey point on the  $x - y$ . And each pair of  $p_1$  and  $p_4$  can be used to pin player Y's expected stage payoff to a fixed value. The pinned values are shown as a point on the colored surface. The grey shaded feasible region of  $p_1$  and  $p_4$  is just the projection of player Y's payoffs surface on the  $x - y$  plane. The stage game payoffs are calculated by using  $G = 0.5$  and  $L = 0.5$ , thus realized stage payoffs are  $u_i(C, g) = 1$ ,  $u_i(C, b) = -0.5$ ,  $u_i(D, g) = 1.5$  and  $u_i(D, b) = 0$ . In (A), the game has no noise, thus  $\tau = 1$ ,  $\varepsilon = 0$  and  $r = 0$ . The corresponding expected stage payoffs are calculated by following 1, and are  $R_E = 1$ ,  $S_E = -0.5$ ,  $T_E = 1.5$ ,  $P_E = 0$ . In (B) the game is played under a low noise with  $\tau = 0.91$ ,  $\varepsilon = 0.03$  and  $r = 0.03$ , and the corresponding expected stage payoffs are  $R_E = 0.91$ ,  $S_E = -0.41$ ,  $T_E = 1.4$ ,  $P_E = 0.09$ . In (C) the noise becomes stronger, such that  $\tau = 0.79$ ,  $\varepsilon = 0.07$  and  $r = 0.07$ , and the expected stage payoffs are  $R_E = 0.79$ ,  $S_E = -0.29$ ,  $T_E = 1.29$ ,  $P_E = 0.21$ . We can see, as the noise increases, the region for feasible pinning strategies (the grey region on the  $x - y$  plane) shrinks, and the span for the pinned payoff (the colored surface) also shrinks.

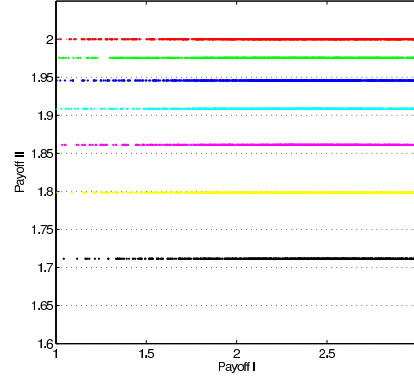


FIG. 3: Same values of  $p_1$  and  $p_4$  generate different pinning lines under different noise structure. Player X sets a pinning strategy with  $p_1 = 0.99$  and  $p_4 = 0.01$  while player Y randomizes his strategy. The noise varies from no noise case with  $\tau = 1$ ,  $\varepsilon = 0$ ,  $r = 0$  to very high noise case with  $\tau = 0.6428$ ,  $\varepsilon = 0.1339$ ,  $r = 0.08928$ . Under each case, the game is sampled 2000 times. The lines with different colors shows under each noise, the payoff of player Y is pinned to a certain value. The line colored red is the pinning line under perfect environment, and the line colored black is the pinning line under very noisy environment with  $\tau = 0.6428$ ,  $\varepsilon = 0.1339$ ,  $r = 0.0892$ . The strategies with same  $p_1$  and  $p_4$  can always pin player Y's payoff to a fixed value. However, the pinned value is strongly affect by the noise strength. Player X's pinning strategy with  $p_1$  and  $p_4$  can provide player Y with a good payoff  $R_E = 2$  if there is no noise, but under the strong noise, this same  $p_1$  and  $p_4$  can only give Y a payoff with value 1.71.

arches across whole expected payoff space, ranging from  $P_E$  to  $R_E$ . However, as the noise introduced, on the one hand, the feasible region for pinning strategies shrinks, which indicates the noise brings additional constrains for player X. On the other hand, the possible scope of the pinned payoff also narrows. It is observed that in figure 2(b), when there is only a weak noise added, the minimum pinned payoff should be higher than  $P_E$  and the maximum pinned payoff should be lower than  $R_E$ . With the increasing of noise, the scope of the pinned payoff becomes even smaller. As shown in figure 2(c), when the error rate is 30% percent, this scope is already much reduced.

From equation (16) one can see, given fixed  $p_1$  and  $p_4$ , the value of pinned payoff is totally determined by the noise distribution. Intuitively, the the pinning line leaves the value  $R_E$  and approaches  $P_E$  as the error rate increases. Figure 3 illustrates the different pinning lines generated by same  $p_1$  and  $p_4$  but under different noises. In general, with the increase of noise strength, the pinning line goes downwards, which indicates that the noise have direct impact on the effect of pinning strategies, and the the pinned payoff of player Y drops while the noise increases. Specifically, for

any pinning strategies for two player games with  $P_E$ , if player X chooses  $p_1$  and  $p_4$  as long as

$$p_4(R_E - T_E) = (1 - p_1)S_E, \quad (17)$$

then the payoff of player Y in equation (16) will be a constant value  $s_Y = \frac{R_E}{2}$ . Player X can always pin player Y's payoff to a value  $\frac{R_E}{2}$ .

#### IV. EXTORTION STRATEGIES UNDER NOISE

##### A. Non-existence of strong extortion strategies

A ZD strategy for noisy repeated game can be equivalently rewritten as

$$\tilde{\mathbf{p}} = \varphi[(\mathbf{U}_X - l\mathbf{1}) - \chi(\mathbf{U}_Y - l\mathbf{1})], \quad (18)$$

where the only use of  $\varphi$  is to ensure the probabilities to locate in the allowed range. In the case of  $\chi \rightarrow \infty$ , we can see that  $\mathbf{p}$  is a pinning strategy; In the case of  $\chi > 1$ , then  $\mathbf{p}$  is an extortion strategy such that player X can ensure that when player Y tries to increase his payoff, he will increase X's even more, and X's increase of payoff exceed that of Y by a fixed percentage  $\chi$ , and Y can only maximize his payoff when he fully cooperates; In the case of  $\chi > 1$  and  $l = P_E$ , then X can guarantee that his own increase in expected payoff over value  $P_E$  is always  $\chi$ -fold of that of Y and thus X always outperforms Y. Therefore, as long as  $\chi > 1$ , if the probability constrains for equation (18) can be satisfied, then X can always extort Y and snatch the fruits of Y's efforts. Thus any feasible strategy with  $\chi > 1$  is an extortion strategy, we call it the *weak extortion* strategies. In particular, if both  $\chi > 1$  and  $l = P_E$ , player X not only extort Y, but also always get a larger share of two players' total payoffs and dominate in the game, we thus call it the *strong extortion* strategy. The effect of extortion is essentially affected by the parameter  $l$ , we call it the *baseline* of extortion. Algebraically, a strong extortion strategy with baseline  $P_E$  will enforce a payoff line that intersects the convex hull of feasible payoff pairs at the extreme point  $(P_E, P_E)$  [2]. Any values of  $l$  such that  $P_E \leq l \leq R_E$  can potentially lead to equation (18) with  $\chi > 1$  [3, 7, 8], which form a weak extortion strategy, and the corresponding extortion line intersects the diagonal line of the feasible payoff region at some intermediate point  $(l, l)$ . In this degenerated case, the ZD strategy player cannot guarantee that his payoff is always greater than the opponent's, since there may be a segment (although can be a very small segment) of the payoff line locating on the left side of the diagonal line. However, he can still secure the slope of the ZD line to be positive and, guarantee that both his and the opponent's payoff are maximized when the opponent fully cooperates, where his payoff is greater than the opponent's. If  $\Delta = l - P_E$  is sufficiently small, a ZD strategy with a sufficiently small  $l$  is still very likely to bring player X a larger share of the payoff over value  $l$ , as long as the opponent does not learn that X's strategy is mischievous and correspondingly adopt complex self-optimizing strategies.

We find that in noisy repeated games, the strong extortion strategies may not exist. To enforce a strong extortion strategy, according to Eq.(6), the following equation set is required to be satisfied when  $l = P_E$

$$\begin{cases} -1 + (\tau + \varepsilon)p_1 + (\varepsilon + r)p_2 = \varphi[(R_E - l) - \chi(R_E - l)] \\ -1 + (\varepsilon + r)p_1 + (\tau + \varepsilon)p_2 = \varphi[(S_E - l) - \chi(T_E - l)] \\ (\tau + \varepsilon)p_3 + (r + \varepsilon)p_4 = \varphi[(T_E - l) - \chi(S_E - l)] \\ (r + \varepsilon)p_3 + (\tau + \varepsilon)p_4 = \varphi[(P_E - l) - \chi(P_E - l)] \end{cases} \quad (19)$$

However, when  $l = P_E$ , the third and the fourth equations can not be satisfied simultaneously. Thus introducing the error distribution into the payoffs breaks the condition of feasible solutions for strong extortion strategies. Therefore, there exists no strong extortion strategies in noisy repeated games. Intuitively, the missing of strong extortion strategy in noisy repeated games is due to the reason that, the errors introduce stochasticity in the (expected) payoffs, and consequently has a negative impact on the accuracy of player X's payoff-based strategy setting. It is conjectured that, in noisy repeated games, player X faces a fundamental tradeoff between the control ability of opponent's payoff and the dominance in payoff sharing. Or in other words, in a noisy environment, generosity [3] is essential to realize the payoff control ability.

##### B. $(\chi, \Delta)$ -extortion strategies

Thus to regain the extortion ability, and ensure the increase of his own payoff is always  $\chi$ -fold of the opponent's, the extortioner need to relax the extortion from a strong one to a weak one, and change the extortion baseline from  $P_E$  to  $P_E + \Delta$ , which is  $\Delta$ -close position to the point  $(P_E, P_E)$ . We represent this weak extortion strategies as  $(\chi, \Delta)$ -extortion strategy, where  $\chi$  defines the extortion rate while  $\Delta$  defines the distance to the baseline of strong extortion, which can be seen as the level of *generosity* [3]. A larger  $\Delta$  indicates the extortioner offers more opportunity for



the opponent to outperform. Then to get an extortion strategy under noise as shown in equation (20), the following vector equation are required to be satisfied.

$$\tilde{\mathbf{p}} = \varphi [(\mathbf{U}_X - (P_E + \Delta)\mathbf{1}) - \chi(\mathbf{U}_Y - (P_E + \Delta)\mathbf{1})], \quad (20)$$

where  $\Delta$  is sufficiently small.  $\chi > 1$  is the extortion ratio characterizing that X's expected payoff is  $\chi$ -fold of Y's over the expected payoff  $P_E + \Delta$ . This vector equation requires the following four equalities:

$$1 - p_1 = \varphi \frac{1}{\tau - r} \left\{ \begin{array}{l} (\chi - 1)[(\tau + \varepsilon)R - (\tau - r)P + (\varepsilon + r)S] \\ -\chi(\varepsilon + r)(T - S) \end{array} \right\} + \varphi(\chi - 1)\Delta, \quad (21)$$

$$1 - p_2 = \varphi \frac{1}{\tau - r} \left\{ \begin{array}{l} [(\tau - r)P - (\tau + \varepsilon)S + (\varepsilon + r)R] \\ +\chi[(\tau + \varepsilon)T - (\tau - r)P - (\varepsilon + r)R] \end{array} \right\} + \varphi(\chi - 1)\Delta, \quad (22)$$

$$p_3 = \varphi \frac{\tau + \varepsilon}{\tau - r} [(T - P) + \chi(P - S)] + \varphi(\chi - 1)\Delta, \quad (23)$$

$$p_4 = \varphi \frac{r + \varepsilon}{r - \tau} [(T - P) + \chi(P - S)] + \varphi(\chi - 1)\Delta. \quad (24)$$

From Equation (24) we can see,  $p_4$  is a value close to 0. Comparing with the extortion strategy in games without noise,  $p_1, p_2, p_3$  and  $p_4$  here involves more strict constrains related to the noise structure. However, these probabilities are still possible to be satisfied. If the observation is perfect such that  $\tau = 1, r = 0, \varepsilon = 0$ , then the strategy  $p_1, p_2, p_3$  and  $p_4$  becomes the same as in Press and Dyson's original work [2]. The above extortion strategy under noisy environment is actually a generalized form of the result in Press and Dyson's work. Obviously, it becomes more difficult for extortion in such a more realistic scenario to be satisfied.

### C. Feasible region and payoffs of $(\chi, \Delta)$ -extortion strategies

We numerically checked the feasible region of weak extortion strategies by finding the upper and lower bound of  $\Delta = l - P_E$ , versus different extortion factors  $\chi$ . The result is shown in the following Figure.4, When player X adopts a weak extortion strategy, the expected payoffs of player X and Y follows the following linear relationship:

$$s_X - (P_E + \Delta) = \chi[s_Y - (P_E + \Delta)] \quad (25)$$

First, let us analyze  $s_X$ . Since the expected payoffs  $T_E > R_E > P_E > S_E$  is ordered as prisoner's dilemma payoffs, the expected payoffs for win ( $T_E$  or  $R_E$ ) which indicates Y takes pure strategy  $C$  is always larger than the payoff for loss ( $P_E$  or  $S_E$ ) which indicates Y takes pure strategy  $D$ . The same result still holds when player Y mixes his strategy. Thus following the order of expected payoffs  $T_E > R_E > P_E > S_E$ , whatever strategy X takes, its expected payoff  $s_X$  will be maximized when Y fully cooperates, i.e.,  $q_1 = q_2 = q_3 = q_4 = 1$ . On the other hand, since  $s_X$  and  $s_Y$  follow a linear relationship,  $s_Y$  will be maximized when  $s_X$  reaches its peak value. Thus both  $s_X$  and  $s_Y$  are maximized when Y fully cooperates. Under this situation,  $s_X$  can be calculated from  $\det(\tilde{\mathbf{M}})$ . Set  $q_1 = q_2 = q_3 = q_4 = 1$ , then equation (7) becomes

$$\det(\tilde{\mathbf{M}}) = \det(\mathbf{p}, \mathbf{1}, U_X) = \begin{vmatrix} 1 - (\tau + \varepsilon)p_1 + (\varepsilon + r)p_2 & 0 & 0 & R_E \\ (\varepsilon + r)p_1 + (\tau + \varepsilon)p_2 & -1 & 1 & S_E \\ (\tau + \varepsilon)p_3 + (\varepsilon + r)p_4 & 0 & 0 & T_E \\ (\varepsilon + r)p_3 + (\tau + \varepsilon)p_4 & 0 & 1 & P_E \end{vmatrix} \quad (26)$$

Making Laplace expansion on the fourth column, we have

$$\det(\mathbf{p}, \mathbf{1}, U_X) = -R_E \cdot \begin{vmatrix} (\varepsilon + r)p_1 + (\tau + \varepsilon)p_2 & -1 & 1 \\ (\tau + \varepsilon)p_3 + (\varepsilon + r)p_4 & 0 & 0 \\ (\varepsilon + r)p_3 + (\tau + \varepsilon)p_4 & 0 & 1 \end{vmatrix} - T \begin{vmatrix} 1 - (\tau + \varepsilon)p_1 + (\varepsilon + r)p_2 & 0 & 0 \\ (\varepsilon + r)p_1 + (\tau + \varepsilon)p_2 & -1 & 1 \\ (\varepsilon + r)p_3 + (\tau + \varepsilon)p_4 & 0 & 1 \end{vmatrix} \quad (27)$$

The normalized payoff for player X is then  $s_X = \frac{\det(\mathbf{p}, \mathbf{1}, U_X)}{\det(\mathbf{p}, \mathbf{1}, \mathbf{1})}$ , which finally leads to

$$s_X = \frac{P_E(T_E - R_E) + \chi[R_E(T_E - S_E) - P_E(T_E - R_E)] + (\chi - 1)\Delta(T_E - R_E)}{(T_E - R_E) + \chi(R_E - S_E)}. \quad (28)$$

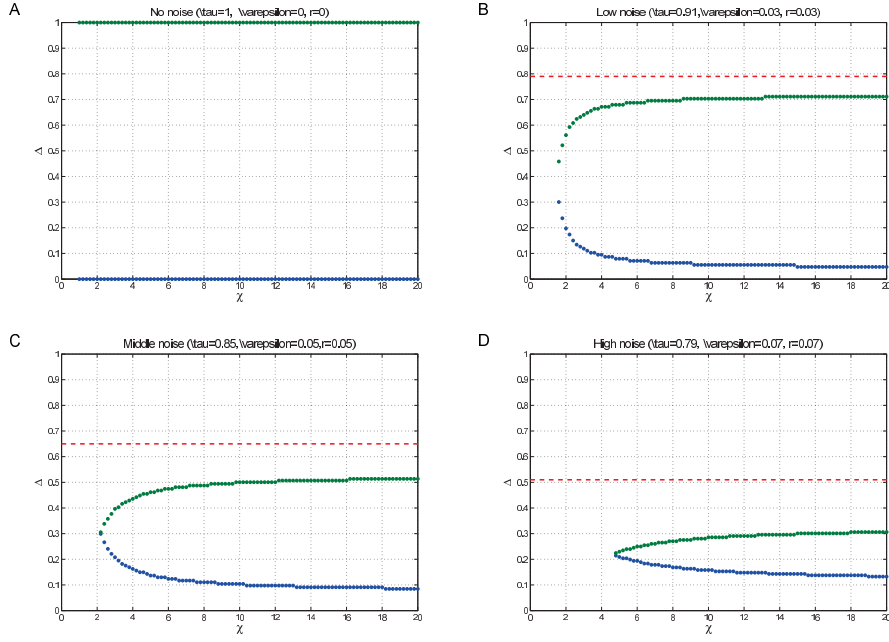


FIG. 4: Upper and lower bounds of  $\Delta$  for a feasible weak extortion strategy. The blue lines depict the lower bounds while the green line depicts the upper bounds. Besides, the red dash line depict the value  $R_E - P_E$ . In all sub-figures, player X's realized payoff is set as  $u_X(C, g) = 1$ ,  $u_X(C, b) = -0.5$ ,  $u_X(D, g) = 2$  and  $u_X(D, b) = 0$ . In figure 4(a), there is no noise in the game, with  $\tau = 1$ ,  $\varepsilon = 0$ ,  $r = 0$  and the corresponding expected payoffs are  $R_E = 1$ ,  $S_E = -0.5$ ,  $T_E = 2$ ,  $P_E = 0$ , the lower bound is always 0 and the upper bound is always  $R_E - P_E = 1$ . In other words, the ZD strategies always exist for any extortionate factor  $\chi$ . However, this property does not hold when there are errors in the game. In figure 4(b), the error rate is set as  $\tau = 0.91$ ,  $\varepsilon = 0.03$ ,  $r = 0.03$  and the expected payoffs are  $R_E = 0.91$ ,  $S_E = -0.41$ ,  $T_E = 1.88$ ,  $P_E = 0.12$ . We can see the extortion strategy with too small  $\chi$  does not exist. The extortion strategies gradually appears when the extortion factor is greater than  $\chi = 1.78$ . There are more feasible  $(\chi, \Delta)$ -extortion strategies while  $\chi$  increases. The upper bound approaches a value greater than 0 while the lower bound approaches a value smaller than  $R_E - P_E$ . As the noise increases, the feasible region for extortion strategies shrinks. In figure 4(c), the noise is  $\tau = 0.85$ ,  $\varepsilon = 0.05$ ,  $r = 0.05$  and the expected stage payoffs are  $R_E = 0.85$ ,  $S_E = -0.35$ ,  $T_E = 1.8$ ,  $P_E = 0.2$ . In figure 4(d), the noise is  $\tau = 0.79$ ,  $\varepsilon = 0.07$ ,  $r = 0.07$  and the expected stage payoffs are  $R_E = 0.79$ ,  $S_E = -0.29$ ,  $T_E = 1.72$ ,  $P_E = 0.28$ . In a word, as the noise becomes stronger, the feasible region for weak extortion strategies shrinks.

The numerators in denominator are all positive. If the stage expected payoffs are  $(R_E, S_E, T_E, P_E) = (5, 3, 1, 0)$ , we have

$$s_X = \frac{2 + 13\chi - 2\Delta(\chi - 1)}{2 + 3\chi}, \quad (29)$$

and accordingly, the payoff for player Y under this case is

$$s_Y = \frac{12 + 3\chi + 3\Delta(\chi - 1)}{2 + 3\chi}. \quad (30)$$

In both equations (29) and (30), the value for  $(\chi - 1)\Delta(T_E - R_E)$  is always positive. By inspection, in the perfect environment (*i.e.*,  $\tau = 1$ ,  $\varepsilon = r = 0$ ), the payoffs for both player X and Y are just the payoffs for an extortion strategy in games without noise.

In a word, on the one hand, the extortion strategies are still feasible in noisy environment, which indicates the ZD strategy players are still possible to ensure that when the opponent tries to improve his payoff, he will improve the ZD strategy player's payoff even more. And the opponent will maximize the ZD strategy player's payoff by fully cooperating, when his own payoff is also maximized. Thus the ZD strategy player can still enforce a unfair extortion on his opponent. However, on the other hand, the uncertainty in the noisy environment has abated the power of extortion, in the sense that (i) the baseline for extortion should be  $\Delta$ -close to  $P_E$ , and this makes a small segment of the extortion line locate on the left side of the diagonal line in the payoff region, which means there rises a certain risk for extortion player to loss, although the linear relationship between his and the opponent's payoff is forced. (ii) under

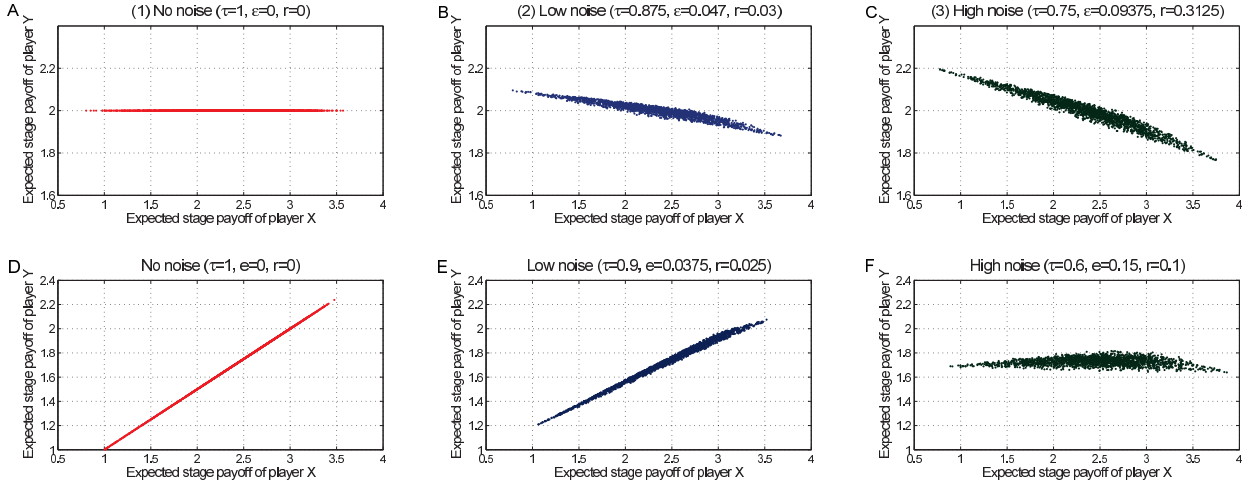


FIG. 5: Constant ZD strategies versus different noisy environments. (A), (B) and (C) show the performance of a constant pinning strategy under different noises. Player X’s pinning strategy  $\mathbf{p} = [0.9, 0.7, 0.2, 0.1]$  is derived under the perfect environment with no noise, and is examined under different noises. Under the perfect environment as shown in (A), this pinning strategy set player Y’s possible payoffs to a fixed value, and the sample points of the possible payoff pairs fall into a straight pinning line with slope zero. As the noise level increases, the pinning line is degenerated into a flat elliptical region. However, the same pinning strategy lose the ability to control the payoff pairs locating into a linear relationship. In (B) where the noise is very weak, the sample points fall into a very flat region, and the region inclined slightly. In (C) the noise is very strong, and the effect of the pinning strategy is much weakened. The flat elliptical region expands and the slope increases. However, although this pinning strategy will be much restrained in the noisy environments. In (D), (E) and (F), a constant extortion strategy is chosen according to a game with no noise, and its ability is examined in games with different noise levels. In (D), the payoffs of two players form a linear relationship. The increasing of the noise strength degrade this linear relationship. As shown in (E) in which there is a weak noise, the region of the payoff pairs becomes a slim convex hull. When the noise is more stronger as in (F), the payoff is totally degenerated into a thick 2-dimensional area.

a same extortion ratio, the payoffs for the extortioner under different environments varies. In 29 we can see the payoff for X declines as the growth of the noisy in the environment. On the contrary, the payoff for random strategy player Y increases, which also indicates that the risk exists when the ZD strategy player wishes to extort the opponent.

## V. EXTORTION IN GAMES WITH IMPLEMENTATION ERRORS

So far we have been discussing ZD strategies in repeated games with asymmetric personal observation errors. Such kind of game is usually called repeated games with imperfect private monitoring. Another case of noisy repeated games is where players only have implementation errors [10, 12]. In such games, the observation is perfect, however, each player’s realized actions may have errors, and is sometimes different from the action a he intended to do. Thus in this case, denote  $\tau$  the probability neither player takes a wrong action as he intended to do,  $\varepsilon$  the probability that only one player wrongly takes his action, and  $r$  the probability that both players takes wrong actions. Then player X’s has an intended action, but his realized action is stochastic according to error distribution  $(\tau, \varepsilon, \varepsilon, r)$ . Player Y can only observed X’s realized action, but cannot know exactly what is X’s intended action. In each stage, each player observes what are the realized actions of both players, and the stage game payoff for each player depends only on the realized actions. Denote player  $i$ ’s intended action as  $a_i$  and the realized action as  $\hat{a}_i$ , then the players share a public history, which is the sequence of both players’ realized actions. The information structure for such games with implementation errors is

$$(a_X, a_Y) \rightarrow (\hat{a}_X, \hat{a}_Y) \rightarrow (a_X, a_Y) \rightarrow (\hat{a}_X, \hat{a}_Y) \rightarrow \dots$$

The states of this game is the combination of two players’ intended actions. If the intended action profile  $(a_X, a_Y)$  is  $CC$ , with implementation errors introduced, the realized action profile  $(\hat{a}_X, \hat{a}_Y)$  can be either  $CC$ ,  $CD$ ,  $DC$  or  $DD$ , and consequently the expected payoff is a scalar product  $R \cdot \tau + S \cdot \varepsilon + T \cdot \varepsilon + P \cdot r$ . As long as  $\tau < 1$ , an extortion strategy can only be forced according to the expected payoff but not the realized payoff. The baseline for extortion is defined as  $R \cdot r + S \cdot \varepsilon + T \cdot \varepsilon + P \cdot \tau$ , which is the expected payoff when both player intended to defect, which is close but higher than the realized mutual defection payoff  $P$ . The difference between the expected payoff and value  $P$  is

$$\Delta(\tau, r, \varepsilon) = R \cdot r + \tau S \cdot \varepsilon + T \cdot \varepsilon + P \cdot \tau - P, \quad (31)$$

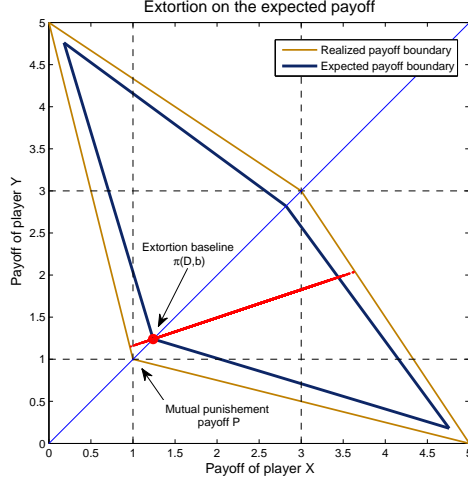


FIG. 6: Payoffs for player X and Y when player X takes extortion strategy in a game with implementation errors. The implementation error distribution is set as  $(\tau, \varepsilon, \varepsilon, r) = (0.91, 0.03, 0.03, r = 0.03)$ . The extortion ratio is set as  $\chi = 3$  with the regulation parameter set as  $\varphi = 0.02$ . Player Y randomize its strategy. Each red point is a sample point of two players' realized payoff pairs, and the 5000 sample points constitute a straight line with slope  $\chi = 3$ , which we called the extortion line. The yellow lines encompasses the region of realized payoff pairs while the blue lines bounds the region of expected payoff pairs. We can see the extortion in games with implementation error starts from the big red point, which is the expected payoff with value  $P_E = 1.24$  when both players' intended action profile is  $CC$ . Although the extortion does not start from realized mutual defection payoff  $P = 1$ , the two players' realized payoffs always follow a linear relationship.

and the extortion strategies over the expected payoff is defined as follows:

$$\tilde{\mathbf{p}} = \varphi [(\mathbf{U}_X - (P + \Delta)\mathbf{1}) - \chi(\mathbf{U}_Y - (P + \Delta)\mathbf{1})].$$

By inspection, the extortion strategies exist when  $R$  and  $T$  is sufficiently large. We show one of the extortion strategies in games with implementation error in Figure.V.

In this figure, the red straight line is constitute of *realized* payoff pairs of two players when X adopt extortion strategy, which we called the extortion line. The payoff pairs, due to errors, player X can only perform extortion over the expected payoffs, which are bounded by the blue frontier. But the extortion strategy always leads to a linear relationship between the two players' realized payoffs, which is bounded by the yellow frontier. The baseline for extortion strategies in games with implementation errors no more begins from the realized mutual defection payoff  $P = 1$ , but from an expected payoff  $P_E = P + \Delta = 1.24$ , which is illustrated by the big red circle. The extortion line and the blue diagonal line intersects at a red point, which is just the base line for extortion in games with implementation errors. On the right side of the red point is where the extortioner always acquire higher realized payoffs than its opponent. In this region, the extortioner can guarantee himself with an expected payoff that is  $\chi = 3$  fold of the opponent's over the expected payoff value  $P_E = 1.24$ . However, along the extortion line, there still exists a small segment locating on the left side of the diagonal line, where the extortioner cannot secure himself with a higher payoff than his opponent, although the linear relationship between the two players still holds. Such a small segment on the left of the extortion baseline is caused by the implementation error in the noisy environment, which bereaves the equivalence between the expected payoff and the realized payoff. Thus when implementing the extortion strategies in a noisy environment, player X may take a small risk of being dominated by the opponent. When the implementation error rate becomes higher, there are two negative effects for the extortioner: firstly, the feasible region of extortion strategies may shrink, since the positivity property of function  $\Delta$  may be not necessarily satisfied. Secondly, if  $\Delta$  is large, the baseline of extortion can be far from the mutual defection payoff  $P$ , and this results in that the extortioner may face a higher possibility of being dominated by the opponent. Noises increases risks for a ZD strategy player.

## VI. DISCUSSION

The implementation of the ZD strategies relays on the existence of the unique stationary distribution. However, not only the existence of noisy but also some special strategies, may result in bad circumstances such that the regularity of Markov matrix cannot be satisfied, or the Markov process may not converge to a unique stationary distribution. Thus it is essential to analyze the convergency of the Markov process of the game. This is not only important to ZD strategies

of itself, but also a key problem for other topics in repeated game research. When multiple stationary distribution exists, the Markov process may have multiple converging states, which belongs to different communicating classes. In this case, the expected payoff of each player is strongly affected by the initial state of the game. We conjecture that, in a game with multiple stationary distribution, a generalized ZD strategies whose expected payoff is engaged with initial distribution, may still exist. Moreover, if the ZD strategy player wishes to control the payoffs of his opponent, or to maximize its own payoff, he need to performed the ZD strategy when the game is converged to the stationary distribution. Thus the speed for the Markov process to converge is a key factor for the ZD strategy player. The second-largest eigenvalue of a Markov transition matrix is a convenient factor to determine which strategy of the ZD strategy player may lead the game to converge faster. Although the converging speed is not unilaterally determined by the ZD strategy player, he can at least secure himself with a maximized lower boundary of the converging speed.

The original ZD strategies are not necessarily promoting cooperations, since the Markov process does not surely converge to a joint state  $CC$ . When the repeated game is played in an imperfect environment, this becomes even more severe. Akin [4] proposed a new type of strategies called *good strategies*, which is an effective framework to provide the game with a cooperative Nash equilibrium  $CC$ . The ZD strategies and good strategies overlaps at certain regions, which are the domain of *generous strategies* [3]. The generous strategies not only guarantee a linear relationship between two players' payoffs, but also ensure that the ZD player receives less than the payoff of the opponent, or else both receive the maximum mutual cooperation payoff. Although the extortion strategies ensures a ZD player to receive more than the opponent, but when extortion becomes common, everybody loses. In contrast, generosity comes at a cost, but it encourages everybody to cooperate. Although the generous strategies is proved to be a very robust one in the perfect environment, whether it exists and how it performs in the noisy environment, still need much investigation. In particular, how to provide a strategy that makes the game always converge to the mutual cooperation state, even when the noisy have disturbance on the mutual cooperation? Actually, this topic is strongly related to the equilibrium analysis in repeated games with private monitoring, which is the one of the most well-known long standing open problem in game theory research [9]. The framework of ZD strategies may potentially provides us with another possible direction to tackle this issue.

- 
- [1] Mailath J and Samuelson L. *Repeated Games and Reputation*. Oxford University Press, 2006.
  - [2] Press WH and Dyson FJ. "Iterated Prisoners Dilemma contains strategies that dominate any evolutionary opponent." *Proceedings of the National Academy of Sciences* 109.26 (2012): 10409-10413.
  - [3] Stewart AJ and Plotkin JB. "From extortion to generosity, evolution in the iterated prisoners dilemma." *Proceedings of the National Academy of Sciences* 110.38 (2013): 15348-15353.
  - [4] Akin E. "Stable cooperative solutions for the iterated Prisoner's Dilemma." arXiv: 1211.0969 (2012).
  - [5] Chen J and Aleksey Z. "The robustness of zero-determinant strategies in Iterated Prisoner's Dilemma games." *Journal of Theoretical Biology* 357 (2014): 46-54.
  - [6] Pan L, Hao D, Rong Z and Zhou T. "Zero-determinant strategies in the iterated public goods game." arXiv: 1402.3542 (2014).
  - [7] Hilbe C, Nowak MA and Sigmund K. "Evolution of extortion in Iterated Prisoners Dilemma games." *Proceedings of the National Academy of Sciences* 110.17 (2013): 6913-6918.
  - [8] Hilbe C, Nowak M A and Traulsen A. "Adaptive dynamics of extortion and compliance." *PloS one*, 8.11 (2013): e77886.
  - [9] Kandori M. "Introduction to repeated games with private monitoring." *Journal of Economic Theory* 102.1 (2002): 1-15.
  - [10] Nowak MA, Sigmund K and El-Sedy E. "Automata, repeated games and noise." *Journal of Mathematical Biology* 33.7 (1995): 703-722.
  - [11] Fudenberg D, David GR and Anna D. "Slow to anger and fast to forgive: cooperation in an uncertain world." *The American Economic Review* 102.2 (2012): 720-749.
  - [12] Fudenberg D and Maskin E. "Evolution and cooperation in noisy repeated games." *The American Economic Review* 80.2 (1990): 274-279.
  - [13] Sekiguchi T. "Efficiency in the repeated prisoner's dilemma with private monitoring." *Journal of Economic Theory* 76 (1997), 345-361
  - [14] Barlo M, Guilherme C and Hamid S. "Repeated games with one-memory." *Journal of Economic Theory* 144.1 (2009): 312-336.
  - [15] Mailath GJ and Stephen M. "Repeated games with almost-public monitoring." *Journal of Economic Theory* 102.1 (2002): 189-228.
  - [16] Mailath GJ and Wojciech O. "Folk theorems with bounded recall under (almost) perfect monitoring." *Games and Economic Behavior* 71.1 (2011): 174-192.
  - [17] Boerlijst MC, Nowak MA and Sigmund K. "Equal pay for all prisoners." *American Mathematical Monthly* 104 (1997): 303-305.
  - [18] Murdock BB. "The serial position effect of free recall." *Journal of Experimental Psychology* 64(5) (1962): 482-488.