

On the $T = 0$ conductance of (non-)topological SN junctions

Yashar Komijani^{1,2*} and Ian Affleck¹

¹*Department of Physics and Astronomy and* ²*Quantum Materials Institute,*
University of British Columbia, Vancouver, B.C., Canada, V6T 1Z1

(Dated: September 4, 2022)

We analyze the zero temperature linear conductance of non-interacting N -channel Superconductor-Normal junctions in both topological and non-topological cases, including the effects of disorder. We derive the range of the conductance for arbitrary N ; study the effect of a contact between an N -channel quantum wire and a three-dimensional metal and develop a simple field theory approach to disorder on the normal side near the junction.

I. INTRODUCTION

It has been recently predicted that superconductor-normal (SN) junctions in quantum wires with spin-orbit coupling can host a localized Majorana mode (MM) and that this leads to a linear conductance of $G = 2e^2/h$ at zero temperature [1–7]. Most of the theoretical work on this subject has focussed on the case of a 2-channel quantum wire, consisting of one transverse sub-band with 2 spin components split by the spin-orbit coupling and Zeeman field. However realistic models of quantum wires will have more partially occupied transverse subbands. We have in mind a Hamiltonian like

$$H = \int d^3x \left\{ \psi^\dagger(\vec{x}) \left[\frac{(\vec{p})^2}{2m} - \mu + V(\vec{x}) + \alpha p^x \sigma^y + B(\vec{x}) \sigma^z \right] \psi(\vec{x}) + \left(\Delta(\vec{x}) \psi_\uparrow(\vec{x}) \psi_\downarrow(\vec{x}) + h.c. \right) \right\} + H_{int}. \quad (1.1)$$

The quantum wire runs in the x -direction, with a small finite width in the y and z directions allowing for several occupied transverse subbands. The proximity-effect induced superconducting gap is non-zero for $x < 0$, turning off smoothly near $x = 0$. $V(\vec{x})$ represents a combination of gate voltages and disorder. $B(\vec{x})$ is a Zeeman magnetic field pointing in the z direction which might also vary spatially. (We set $g\mu_B = 1$.) If $B(\vec{x})$ is sufficiently large in the superconducting region then the system will be in the topological phase, with a Majorana mode localized near $x = 0$. We focus here on the effects of disorder on the normal side of the junction, assuming the superconducting side is sufficiently clean to be everywhere in the topological phase. We may decompose $\psi(\vec{x})$ into several transverse subbands each of which has 2 spin components. We label the total number of active channels (including a factor of 2 for spin) as N . N may be odd or even depending on whether the Fermi energy is or is not between the minimum energies of the highest spin-split channels. Depending on details all of these channels may couple to the MM.

General results were derived for the conductance of such a system using random matrix theory in [8], including explicit plots of the probability distribution of the conductance for $1 \leq N \leq 4$. The topological and non-topological cases are distinguished simply by whether the reflection matrix has determinant -1 or 1 respectively. The probability was found to vary continuously between lower and upper bounds which depend on N and also on whether or not the junction is topological. Using a related but perhaps simpler matrix-theory approach, we derive upper and lower bounds for arbitrary N in both topological and non-topological cases, proving that any conductance between these bounds is possible. We then turn to a model of an SN junction in series with another scattering region, representing disorder. We use this to study the effect of a contact in the normal region between a dirty N -channel quantum wire and a three dimensional metal. Finally, we turn to a relativistic field theory treatment of a disordered SN junction, showing that disorder near the junction can be eliminated from the Hamiltonian by a unitary transformation, an approach useful for including electron-electron interactions.²⁴

In Sec. II we use matrix theory to derive upper and lower bounds on the conductance, and prove that all values between these bounds can occur. Our result is in Eq. (2.24) and Fig. (1). In Sec. III we study the case of 2 scattering regions in series and the case of a contact between the quantum wire and a three dimensional metal. Sec. IV gives a relativistic field theory treatment. Sec. V contains conclusions.

II. RANGE OF CONDUCTANCE

The total $T = 0$ linear conductance (summed over all channels) of an N channel SN junction can be written [9]:

$$G = \frac{e^2}{h} \sum_{i=1}^N \left[1 - \sum_{j=1}^N |\mathbb{r}_{ij}^{ee}|^2 + \sum_{j=1}^N |\mathbb{r}_{ij}^{eh}|^2 \right]. \quad (2.1)$$

Here r_{ij}^{ee} is the amplitude for an incoming electron in channel j to be reflected as an electron in channel i and r_{ij}^{eh} is the amplitude to be reflected as a hole. The reflection amplitudes are calculated at zero energy. For their precise definition (into which a factor of the square root of the ratio of Fermi velocities in channels i and j has been adsorbed) see Appendix A. This formula, due to Blonder, Tinkham and Klapauik [9], has a simple Landauer-like interpretation. The first term inside the brackets represents the current due to the incoming electrons in channel i ; the second and third terms represent the current due to the reflected particles and holes. Due to the superconducting gap, there is no quasi-particle current at $T = 0$ and zero source-drain voltage inside the superconductor; the last term in Eq. (2.1) represents Cooper pairs being transmitted into the superconductor during Andreev reflection. It is convenient to assemble normal and Andreev reflection amplitudes into a $2N \times 2N$ matrix.

$$\mathfrak{r} = \begin{pmatrix} r_{ee} & r_{eh} \\ r_{he} & r_{hh} \end{pmatrix}. \quad (2.2)$$

Conservation of quasi-particle current implies that \mathfrak{r} is unitary.

$$\mathfrak{r}^\dagger = \mathfrak{r}. \quad (2.3)$$

Furthermore, the electron-hole symmetry of the Bogliubov de Gennes equation (Appendix A) implies, at zero energy:

$$r_{ee} = r^{*hh}, \quad r_{eh} = r^{*he} \quad (2.4)$$

or equivalently

$$\mathfrak{r} = \tau^x \mathfrak{r}^* \tau^x. \quad (2.5)$$

Eqs. (2.3) and (2.5) imply that \mathfrak{r} is unitarily equivalent to a real orthogonal matrix \mathfrak{r}_M :

$$\mathfrak{r} \equiv \mathbb{C} \mathfrak{r}_M \mathbb{C}^\dagger \quad (2.6)$$

where

$$\mathbb{C} \equiv \frac{1}{\sqrt{2}} \begin{pmatrix} \mathbb{1} & i\mathbb{1} \\ \mathbb{1} & -i\mathbb{1} \end{pmatrix}. \quad (2.7)$$

Here $\mathbb{1}$ is the $N \times N$ unit matrix. We use the label M for the orthogonal matrix because \mathbb{C} transforms the fermion fields on the normal side to the “Majorana basis” of Hermitian operators, as discussed in Sec. IV. The conductance formula of Eq. (2.1) can be written in terms of the orthogonal matrix \mathfrak{r}_M [10]:

$$G = \frac{e^2}{h} \left[N - \frac{1}{2} \text{Tr}(\mathfrak{r}^\dagger \tau^z \mathfrak{r} \tau^z) \right] = \frac{e^2}{h} \left[N - \frac{1}{2} \text{Tr}(\mathfrak{r}_M^T \tau^y \mathfrak{r}_M \tau^y) \right]. \quad (2.8)$$

Here τ^z and τ^y are the Pauli matrices acting in the electron-hole space:

$$\tau^y \equiv \begin{pmatrix} 0 & -i\mathbb{1} \\ i\mathbb{1} & 0 \end{pmatrix}. \quad (2.9)$$

Our results on the range of the conductance are all based on Eq. (2.8) and properties of orthogonal matrices. A crucial observation is that the set of orthogonal matrices breaks up into 2 topological classes with $\det \mathfrak{r}_M = \pm 1$. The sign of the determinant is completely determined by whether the SN junction is topological or not [11–15]:

$$\begin{aligned} \det \mathfrak{r}_M &= 1, \quad (\text{non-topological junction}) \\ &= -1, \quad (\text{topological junction}). \end{aligned} \quad (2.10)$$

This can be seen by considering simple examples. Perfect normal reflection corresponds to $\mathfrak{r}_M = \mathbb{1}$ and hence $\det \mathfrak{r}_M = 1$. On the other hand, consider a simple clean topological SN junction which has only the first channel coupled to the MM resulting in perfect Andreev reflection with the other channels decoupled, having normal reflection, diagonal in the channel index. This corresponds to

$$\begin{aligned} r_{ij}^{eh} &= \delta_{i1} \delta_{j1} \\ r_{ij}^{ee} &= \delta_{ij} (1 - \delta_{i1}) \end{aligned} \quad (2.11)$$

and hence

$$\mathfrak{r}_M = \begin{pmatrix} 1 & 0 & 0 & 0 & \dots & 0 \\ 0 & -1 & 0 & 0 & \dots & 0 \\ 0 & 0 & 1 & 0 & \dots & 0 \\ 0 & 0 & 0 & 1 & \dots & 0 \\ \vdots & \vdots & \vdots & \vdots & \ddots & \vdots \\ 0 & 0 & 0 & \dots & \dots & 1 \end{pmatrix} \quad (2.12)$$

with determinant -1 . We may now complicate the Hamiltonian and hence the reflection matrix by mixing channels, adding disorder, et cetera. Any continuous change in the Hamiltonian cannot lead to a discontinuous jump in $\det \mathfrak{r}_M$ leading to Eq. (2.10). Further evidence for this is provided in Secs. III and IV.

We now sketch the details of our proof of the bounds on the conductance for both topological and non-topological junctions and all numbers of channels, N . Further details are given in Appendix B. It is convenient to define

$$\tilde{\tau}^y \equiv \mathfrak{r}_M^T \tau^y \mathfrak{r}_M \quad (2.13)$$

so that Eq. (2.8) becomes:

$$G = \frac{e^2}{h} \left[N - \frac{1}{2} \text{Tr} (\tilde{\tau}^y \tau^y) \right]. \quad (2.14)$$

To find the minima and maxima of the conductance, we can treat \mathfrak{r}_M as a variational parameter and look for special \mathfrak{r}_M matrices (and correspondingly $\tilde{\tau}^y$ matrices) for which G has extremal values. We prove in Appendix B that for G to be stationary with respect to a small variation in the orthogonal matrix \mathfrak{r}_M ,

$$[\tilde{\tau}^y, \tau^y] = 0. \quad (2.15)$$

Noting that $\tilde{\tau}^y$ is pure imaginary, anti-symmetric and obeys $(\tilde{\tau}^y)^2 = \mathbb{1}$, the most general possible $\tilde{\tau}^y$ commuting with τ^y has the form

$$\tilde{\tau}^y = i \begin{pmatrix} \mathbb{P} & -\mathbb{Q} \\ \mathbb{Q} & \mathbb{P} \end{pmatrix}. \quad (2.16)$$

Here the $N \times N$ real matrix \mathbb{P} is anti-symmetric and the $N \times N$ real matrix \mathbb{Q} is symmetric with

$$\begin{aligned} \mathbb{P}\mathbb{Q} + \mathbb{Q}\mathbb{P} &= 0 \\ \mathbb{Q}^2 - \mathbb{P}^2 &= \mathbb{1}. \end{aligned} \quad (2.17)$$

Letting \mathfrak{r}_1 be the $N \times N$ orthogonal matrix which diagonalizes the symmetric matrix \mathbb{Q} , we can write:

$$\tilde{\tau}^y = i \begin{pmatrix} \mathfrak{r}_1^T & 0 \\ 0 & \mathfrak{r}_1^T \end{pmatrix} \begin{pmatrix} \tilde{\mathbb{P}} & -\mathbb{A} \\ \mathbb{A} & \tilde{\mathbb{P}} \end{pmatrix} \begin{pmatrix} \mathfrak{r}_1 & 0 \\ 0 & \mathfrak{r}_1 \end{pmatrix} \quad (2.18)$$

where \mathbb{A} is diagonal, with entries which are the eigenvalues of \mathbb{Q} and $\tilde{\mathbb{P}} \equiv \mathfrak{r}_1 \mathbb{P} \mathfrak{r}_1^T$. Specializing to the case $\mathbb{P} = 0$, we may use

$$\begin{pmatrix} 0 & -\mathbb{A} \\ \mathbb{A} & 0 \end{pmatrix} = \mathfrak{r}_D^T \begin{pmatrix} 0 & -\mathbb{1} \\ \mathbb{1} & 0 \end{pmatrix} \mathfrak{r}_D \quad (2.19)$$

where

$$\mathfrak{r}_D = \begin{pmatrix} \mathbb{1} & 0 \\ 0 & \mathbb{A} \end{pmatrix}. \quad (2.20)$$

The second of Eqs. (2.17) now implies that all matrix elements of the diagonal matrix \mathbb{A} must be ± 1 . Furthermore, comparison of Eqs. (2.13) and (2.18)-(2.20) imply that

$$\mathfrak{r}_M = \mathfrak{r}_D \begin{pmatrix} \mathfrak{r}_1 & 0 \\ 0 & \mathfrak{r}_1 \end{pmatrix} \quad (2.21)$$

so that

$$\det \mathbb{r}_M = \det \mathbb{r}_D \det \begin{pmatrix} \mathbb{r}_1 & \mathbb{0} \\ \mathbb{0} & \mathbb{r}_1 \end{pmatrix} = \det \mathbb{A} = \prod_{i=1}^N \Lambda_{ii} \quad (2.22)$$

where each $\Lambda_{ii} = \pm 1$. On the other hand

$$G = \frac{e^2}{h} [N - \text{Tr } \mathbb{A}]. \quad (2.23)$$

Thus we see that the maximum and minimum value of G corresponds to all Λ_{ii} being -1 and 1 respectively, but whether or not this is possible depends on the sign of $\det \mathbb{r}_M$. The maximum value of $\text{Tr } \mathbb{A}$ with $\det \mathbb{r}_M = -1$ is $N - 2$. The minimum value is $-N$ or $-(N - 2)$ depending on the parity of N and the sign of $\det \mathbb{r}_M$. This then leads to the range:

$$\begin{aligned} 0 &\leq \frac{h}{e^2} G \leq 2N, \quad (N \text{ even}, \det \mathbb{r}_M = 1) \\ 0 &\leq \frac{h}{e^2} G \leq 2N - 2, \quad (N \text{ odd}, \det \mathbb{r}_M = 1) \\ 2 &\leq \frac{h}{e^2} G \leq 2N, \quad (N \text{ odd}, \det \mathbb{r}_M = -1) \\ 2 &\leq \frac{h}{e^2} G \leq 2N - 2, \quad (N \text{ even}, \det \mathbb{r}_M = -1). \end{aligned} \quad (2.24)$$

We show in Appendix B that allowing a non-zero matrix \mathbb{P} in Eq. (2.16) does not change this range. So far we have considered a particular matrix \mathbb{r}_M which produces a given $\tilde{\tau}^y$. We prove in Appendix B that *all* orthogonal matrices \mathbb{r}_M giving the same $\tilde{\tau}^y$ have the same determinant (± 1), completing the proof. It can be seen that *all* values of G within the ranges of Eq. (2.24) can occur. This follows from observing that we can increase G from its minimum value in steps of $4e^2/h$ by changing the sign of two of the Λ_{ii} 's without changing the sign of $\det \mathbb{r}_M$. This change in sign of two of the Λ_{ii} 's corresponds to an $SO(2)$ transformation which can be incorporated into \mathbb{r}_1 . A continuous set of $SO(2)$ transformations, with rotation angle varying from 0 to π , thus covers all values of G in the interval of size $4e^2/h$. Eq. (2.24) is summarized in Fig. (1). A different derivation of these conductance ranges, together with the full probability distribution, has been reported previously [8] for $N \leq 4$. Our proof may be simpler and extends the derivation of the range to arbitrary channel number N .

Note that, in general for a topological SN junction we obtain $G > 2e^2/h$. A simple situation in which this occurs is when the various transverse subbands are unmixed, with only one of them in the topological phase. Then the conductance is simply the sum of $2e^2/h$ from the topological subband plus the contributions from all the non-topological subband. Without magnetic field or SOI, for small $|\Delta|$, and approximating the disordered junction as an ideal SN junction in series with a normal scattering region, the contribution from the $(N - 2)/2$ non-topological subbands would be [16]

$$G_{\text{non-topological}} = \frac{e^2}{h} \sum_{i=1}^{(N-2)/2} \frac{T_i^2}{(1 - T_i/2)^2}. \quad (2.25)$$

where T_i is the normal transmission probability through the junction for the i^{th} non-topological subband. We expect this formula to remain true in the presence of spin orbit interaction and Zeeman field which have small characteristic energies compared to the Fermi energy and band width. We thus obtain

$$G \approx \frac{e^2}{h} \left[2 + \sum_{i=1}^{(N-2)/2} \frac{T_i^2}{(1 - T_i/2)^2} \right] > \frac{2e^2}{h}. \quad (2.26)$$

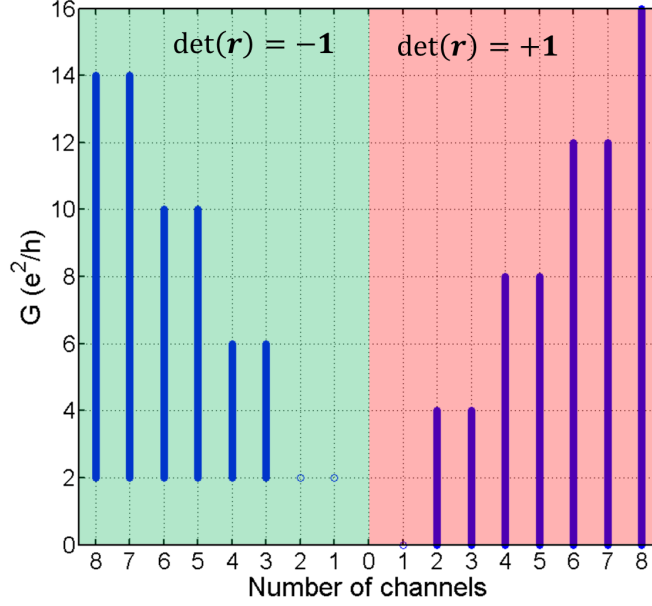


FIG. 1: (color online) The range of the conductance vs. the number of spin-resolved channels, from Eq. (2.24) for the two cases of $\det r = \pm 1$. The single-channel case in the non-topological regime ($\det(r) = 1$) and single- and double-channel cases in the topological regime ($\det(r) = -1$) are special in the sense that the conductance is universal and robust against disorder.

III. 2 SCATTERING REGIONS IN SERIES

Another way of understanding the topological invariance of the determinant of the S-matrix in a system with disorder near the SN junction is to represent the disordered part of the normal wire by an S-matrix, S_1 , as sketched in Fig. (2). The total reflection matrix is then obtained by combining the reflection matrix r of the clean SN junction with S_1 . It would be natural to assume that S_1 only contains normal reflection and transmission amplitudes however, our proof continues to work even if S_1 also contains Andreev processes, provided that $\det(S_1) = 1$, which should be true provided there is no unpaired Majorana mode localized in the disordered part of the normal wire represented by S_1 . This can be seen especially in the opaque regime in which $\det(S_1) \rightarrow \det(r_1)\det(r'_1)$. This implies that S_1 is a $4N \times 4N$ unitary matrix allowing for incoming particles or holes from the left or right side in any of N channels. S_1

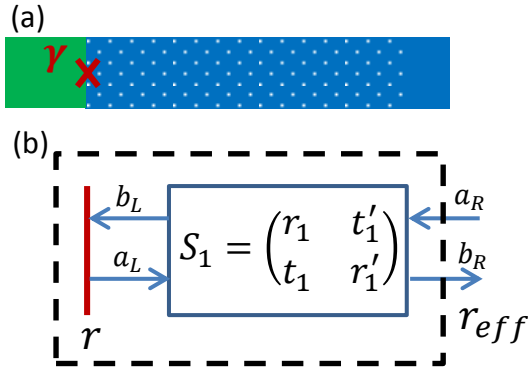


FIG. 2: (a) Schematic of a topological SN interface with a Majorana mode γ between the superconductor (green) and disordered normal wire. (b) The combination of the SN interface and the disordered wire can be modeled by an effective reflection matrix r_{eff} , composed of the matrix S_1 describing the normal wire and matrix r describing the MM.

relates incoming and outgoing waves to the left and right of the scattering region:

$$\begin{pmatrix} \vec{b}_L \\ \vec{b}_R \end{pmatrix} = S_1 \begin{pmatrix} \vec{a}_L \\ \vec{a}_R \end{pmatrix}, \quad S_1 = \begin{pmatrix} r_1 & t'_1 \\ t_1 & r'_1 \end{pmatrix}. \quad (3.1)$$

To be able to define this matrix, the normal wire has to be clean beyond a certain distance from the SN junction. Here $\vec{a}_{L/R}$ and $\vec{b}_{L/R}$ denote incoming and outgoing $2N$ -dimensional vectors of amplitudes from left/right side, respectively. The effective reflection matrix for a disordered SN junction is obtained by combining this matrix with the reflection matrix of the clean SN junction, which satisfies $\vec{a}_L = \mathfrak{r}\vec{b}_L$. This equation can be used to eliminate \vec{a}_L and \vec{b}_L from Eq. (3.1) and show that the cascaded system obeys $\vec{b}_R = \mathfrak{r}_{eff}\vec{a}_R$ with an effective reflection matrix (of dimension $2N \times 2N$)

$$\mathfrak{r}_{eff} = \mathfrak{r}'_1 + \mathbb{t}_1(\mathbb{1} - \mathfrak{r}\mathfrak{r}_1)^{-1}\mathfrak{r}\mathbb{t}'_1. \quad (3.2)$$

It can be easily seen that \mathfrak{r}_{eff} is unitary and obeys particle-hole symmetry, if \mathfrak{r} and S_1 do. One way to see this is to use the Majorana representation of these matrices, Eq. (2.6) in which they are real and orthogonal, and show that \mathfrak{r}_{eff} defined by Eq. (3.2) is also real and orthogonal. We show the important property

$$\det(\mathfrak{r}_{eff}) = \det(\mathfrak{r})\det(S_1). \quad (3.3)$$

It is convenient to form a new $4N \times 4N$ matrix S_2 , out of the reflection matrix \mathfrak{r} and the scattering matrix S_1 by

$$S_2 \equiv \begin{pmatrix} \mathfrak{r}_2 & \mathbb{t}'_2 \\ \mathbb{t}_2 & \mathfrak{r}'_2 \end{pmatrix} \equiv \begin{pmatrix} \mathfrak{r} & \mathbb{0} \\ \mathbb{0} & \mathfrak{r} \end{pmatrix} S_1. \quad (3.4)$$

Obviously S_2 is orthogonal and we have $\det(S_2) = \det(S_1)$. Next, we start by the identity

$$\begin{pmatrix} \mathfrak{r}_2 - \mathbb{1} & \mathbb{t}'_2 \\ \mathbb{t}_2 & \mathfrak{r}'_2 \end{pmatrix} = \begin{pmatrix} \mathfrak{r}_2 - \mathbb{1} & \mathbb{0} \\ \mathbb{t}_2 & \mathbb{1} \end{pmatrix} \begin{pmatrix} \mathbb{1} & (\mathfrak{r}_2 - \mathbb{1})^{-1}\mathbb{t}'_2 \\ \mathbb{0} & \mathfrak{r}'_2 - \mathbb{t}_2(\mathfrak{r}_2 - \mathbb{1})^{-1}\mathbb{t}'_2 \end{pmatrix}$$

Here $\mathbb{1}$ and $\mathbb{0}$ represent corresponding diagonal $2N \times 2N$ matrices. Taking determinant of both sides we get

$$\det(S_2 - P_L) = \det(\mathfrak{r}_2 - \mathbb{1})\det(\mathfrak{r}_{eff}\mathfrak{r}). \quad (3.5)$$

Here $P_L \equiv \text{diag}(\mathbb{1}, \mathbb{0})$. Now we use the fact that S_2 is an orthogonal matrix and write

$$\det(S_2 - P_L) = \det(S_2)\det(\mathbb{1} - S_2^T P_L) \quad (3.6)$$

$$= \det(S_1)\det(\mathbb{1} - \mathfrak{r}_2) \quad (3.7)$$

Using that $\mathfrak{r}_2 - \mathbb{1}$ has even dimension, we have $\det(\mathbb{1} - \mathfrak{r}_2) = \det(\mathfrak{r}_2 - \mathbb{1})$. This together with Eq. (3.5) proves that $\det(S_1) = \det(\mathfrak{r}_{eff})\det(\mathfrak{r})$ which eventually proves the desired Eq. (3.3). Note that we did not make any assumption about the matrices except that they are orthogonal (unitary and obey particle-hole symmetry) and this derivation is valid for arbitrary N . Thus we conclude that the additional scattering from disorder, corresponding to S_1 , does not change sign of the determinant of the reflection matrix. Whether the junction is topological ($\det \mathfrak{r}_{eff} = -1$) or non-topological ($\det \mathfrak{r}_{eff} = 1$) is unaffected by disorder [22, 23].

A. Treating contacts using series approach

An interesting thing about our series approach is that Eq. (3.2) remains valid when the left and right sides have different number of channels, N on the left side and M on the right side as sketched in Fig. (3). To see this, note that the matrix S_1 can be a $2(N+M) \times 2(N+M)$ matrix, composed of $2N \times 2N$ matrix \mathfrak{r}_1 , $2N \times 2M$ matrix \mathbb{t}'_1 , $2M \times 2N$ matrix \mathbb{t}_1 and $2M \times 2M$ matrix \mathfrak{r}'_1 . S_1 is still unitary $S_1^\dagger S_1 = \mathbb{1}$ and $S_1 S_1^\dagger = \mathbb{1}$ and it obeys particle-hole symmetry $S_1 = \tau^x S_1^* \tau^x$. We can again write $\vec{a}_L = \mathfrak{r}\vec{b}_L$ where \mathfrak{r} is $2N \times 2N$ and after eliminating \vec{a}_L and \vec{b}_L , we see that \vec{a}_R and \vec{b}_R obey $\vec{b}_R = \mathfrak{r}_{eff}\vec{a}_R$ with $2M \times 2M$ matrix \mathfrak{r}_{eff} given above. Interestingly, even the determinant formula carries over to this case, i.e. $\det \mathfrak{r}_{eff} = \det \mathfrak{r} \det S_1$.

Here, we would like to use these properties, to discuss a contact between the disordered nanowire with N channels (coupled to the MM) and a 3 dimensional metal characterized by $M \gg N$ channels. After combining the reflection matrix of the disordered nanowire \mathfrak{r} with the S-matrix of the ohmic contact S_1 we obtain a $2M \times 2M$ matrix \mathfrak{r}_{eff} . The question is what is the maximum conductance that this system can exhibit? Is it given by N number of channels in Fig. (3) or M ?

To answer this, we assume that the contact is far enough from the MM and the SN junction, (in a clean nanowire, the relevant characteristic length scales are Majorana screening cloud [25] v_F^2/t^2 and the coherence length of the superconductor v_F/Δ), that there are no Andreev processes taking place at the interface. Therefore, we can assume

that the S_1 is block diagonal in electron and hole sectors, $S_1 = \text{diag}(S_c, S_c^*)$. Here S_c is an $(N + M) \times (N + M)$ matrix.

$$\begin{pmatrix} \vec{b}_L \\ \vec{b}_R \end{pmatrix} = S_c \begin{pmatrix} \vec{a}_L \\ \vec{a}_R \end{pmatrix}, \quad S_c = \begin{pmatrix} \mathbb{r}_c & \mathbb{t}'_c \\ \mathbb{t}_c & \mathbb{r}'_c \end{pmatrix} \quad (3.8)$$

First, we look for solutions in which, an incoming \vec{a}'_R is totally reflected and does not produce a \vec{b}_L . In other words

$$0 = \mathbb{t}'_c \vec{a}'_R \quad (3.9)$$

This contains N equations for the M unknowns a'_{Ri} and gives $M - N$ linearly independent incoming waves on the right side that are totally reflected and only N channels, \vec{a}_R which are (partially) transmitted to the left side: $\mathbb{t}'_c \vec{a}_R \neq 0$. Next we note that the fully reflected states, $\mathbb{r}'_c \vec{a}'_R$, are orthogonal both to the reflected part of the \vec{a}_R states, $\mathbb{r}'_c \vec{a}_R$ and also to the states transmitted from the left side, $\mathbb{t}_c \vec{a}_L$. This follows simply because

$$(\mathbb{r}'_c \vec{a}_R)^* \cdot (\mathbb{r}'_c \vec{a}'_R) = \vec{a}_R^\dagger (\mathbb{r}'_c{}^\dagger \mathbb{r}'_c) \vec{a}'_R = \vec{a}_R^\dagger (\mathbb{1} - \mathbb{t}'_c{}^\dagger \mathbb{t}'_c) \vec{a}'_R = 0 \quad \rightarrow \quad \mathbb{r}'_c \vec{a}_R \perp \mathbb{r}'_c \vec{a}'_R \quad (3.10)$$

$$(\mathbb{t}_c \vec{a}_L)^* \cdot (\mathbb{r}'_c \vec{a}'_R) = \vec{a}_L^\dagger (\mathbb{t}_c{}^\dagger \mathbb{r}'_c) \vec{a}'_R = \vec{a}_L^\dagger (-\mathbb{r}'_c{}^\dagger \mathbb{t}'_c) \vec{a}'_R = 0 \quad \rightarrow \quad \mathbb{t}_c \vec{a}_L \perp \mathbb{r}'_c \vec{a}'_R. \quad (3.11)$$

For the second equalities in both lines we have used unitarity of the S_c matrix implying:

$$\begin{aligned} \mathbb{t}_c{}^\dagger \mathbb{r}'_c + \mathbb{r}_c{}^\dagger \mathbb{t}'_c &= 0 \\ \mathbb{r}'_c{}^\dagger \mathbb{r}'_c + \mathbb{t}_c{}^\dagger \mathbb{t}'_c &= \mathbb{1}. \end{aligned} \quad (3.12)$$

Thus we see that the fully reflecting states, \vec{a}'_R, \vec{b}'_R , completely decouple from the partially transmitting states, $\vec{a}_R, \vec{b}_R, \vec{a}_L, \vec{b}_L$. This implies that unitary transformations:

$$\vec{a}_R \rightarrow U_a \vec{a}_R, \quad \vec{b}_R \rightarrow U_b \vec{b}_R \quad (3.13)$$

transform S_c so that

$$U_b^\dagger \mathbb{t}_c = \begin{pmatrix} \tilde{\mathbb{t}}_c \\ 0 \end{pmatrix}, \quad \mathbb{t}'_c U_a = \begin{pmatrix} \tilde{\mathbb{t}}'_c & 0 \end{pmatrix}, \quad U_b^\dagger \mathbb{r}'_c U_a = \left(\begin{array}{c|c} \tilde{\mathbb{r}}'_{c1} & 0 \\ \hline 0 & \tilde{\mathbb{r}}'_{c2} \end{array} \right). \quad (3.14)$$

The horizontal/vertical line separate the first N elements from the other $M - N$ elements. $\tilde{\mathbb{t}}_c, \tilde{\mathbb{t}}'_c$ and $\tilde{\mathbb{r}}'_{c1}$ are $N \times N$ and $\tilde{\mathbb{r}}'_{c2}$ is an $(M - N) \times (M - N)$ matrix.

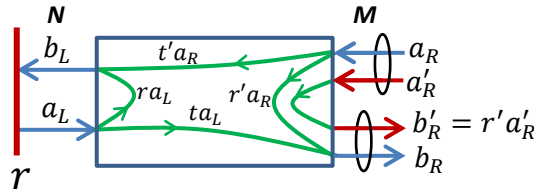


FIG. 3: The box represents a normal contact between the N channel quantum wire on the left and an M channel 3D metal on the right. Only N of the M channels, a_R , are transmitted through the contact, the other $M - N$, a'_R being totally reflected. The partially reflected channels a_R reflect into outgoing channels, b_R , linearly independent of the outgoing totally reflected channels b'_R . The channels, a_L transmitted through the contact end up purely in the b_R subspace.

Applying these unitary transformations, \mathbb{r}_{eff} above becomes

$$U_b^\dagger \mathbb{r}_{eff} U_a = U_b^\dagger \mathbb{r}'_c U_a + U_b^\dagger \mathbb{t}_c (1 - \mathbb{r} \mathbb{r}_c)^{-1} \mathbb{r} \mathbb{t}'_c U_a \quad (3.15)$$

The only off-diagonal elements in electron-hole basis come from the terms inside parenthesis. We can write the transformed \mathbb{r}_{eff} in channel space as

$$\tilde{\mathbb{r}}_{eff} = U^\dagger \mathbb{r}_{eff} U = \left(\begin{array}{c|c} \tilde{\mathbb{r}}'_{c1} + \tilde{\mathbb{t}}_c (1 - \mathbb{r} \tilde{\mathbb{r}}_c)^{-1} \mathbb{r} \tilde{\mathbb{t}}'_c & 0 \\ \hline 0 & \tilde{\mathbb{r}}'_{c2} \end{array} \right) \quad (3.16)$$

where \tilde{r}'_{c2} is block-diagonal in electron-hole space. An important feature of our conductance formula

$$G_M = \frac{e^2}{h} \left(M - \frac{1}{2} \text{Tr} \left[\tau^z \mathfrak{r}^\dagger \tau^z \mathfrak{r} \right] \right) \quad (3.17)$$

is that for block-diagonal \mathfrak{r} matrices, it is additive because τ^z only acts in the electron-hole subspace. In other words, we can write $G_M = G_N + G_{M-N}$. G_N is given by the first block of the $2N \times 2N$ matrix \mathfrak{r}_{eff} . The other contribution G_{M-N} is composed of the second block of the $2(M-N) \times 2(M-N)$ matrix \mathfrak{r}_{eff} which is totally diagonal in electron-hole space. Thus \tilde{r}'_{c2} commutes with τ^z , and since it is unitary, we get $G_{N-M} = 0$. Therefore, the conductance is completely determined by N linear combination out of M channels and $G_M = G_N$.

IV. RELATIVISTIC FIELD THEORY TREATMENT

In order to understand the low energy conductance of this system, and, in particular, to include the effects of interactions in the normal portion of the wire [24], it is convenient [17–19] to write a low energy effective Hamiltonian, valid at energy scales $\ll \Delta$, the induced superconducting gap. All degrees of freedom in the superconducting portion of the wire are integrated out in a Feynman path integral approach, leaving only the MM. The dispersion relations are linearized for the N channels in the normal region. The effective Hamiltonian, written in the $x \geq 0$ region only, is then a sum of the bulk H_0 term for the normal wire, a boundary term H_b containing the tunnelling between the MM and the N normal channels and H_d including the effects of disorder near the junction:

$$\begin{aligned} H &= H_0 + H_b + H_d \\ H_0 &= i \int_0^\infty dx \sum_{i=1}^N v_{Fi} \left[\psi_{Ri}^\dagger \frac{d}{dx} \psi_{Ri} - \psi_{Li}^\dagger \frac{d}{dx} \psi_{Li} \right] \\ H_b &= \gamma \sum_{j=1}^N t_j [\psi_j(0) - \psi_j^\dagger(0)]. \end{aligned} \quad (4.1)$$

Here L, R label left and right movers and a boundary condition is imposed, $\psi_{Rj}(0) = \psi_{Lj}(0) \equiv \psi_j(0)$. j labels the two spin split bands with different Fermi velocities, v_{Fi} . γ is the MM operator, obeying $\gamma^\dagger = \gamma$, $\gamma^2 = 1$. H_d represents an additional set of boundary interactions at $x = 0$, given by

$$H_d = \psi^\dagger(0) \mathbb{M} \psi(0) + [\Delta_b \psi_\uparrow(0) \psi_\downarrow(0) + h.c.] \quad (4.2)$$

where a sum over channel indices is implied in the first term and the $N \times N$ matrix \mathbb{M} is Hermitian. Assuming that the disorder is extended over a finite length ℓ from the interface, at energies smaller than \bar{v}/ℓ , it can be absorbed by the boundary interactions given above. These can be eliminated from the low energy Hamiltonian by a unitary transformation to the scattering basis (sec. IV B).

A. Channel-Resolved Conductance

Here we temporarily ignore H_d . Despite the different Fermi velocities, this model actually has an $SU(N)$ symmetry before turning on the tunnelling terms, t_j , upon defining rescaled fields so as to preserve the canonical anti-commutation relations:

$$\psi'_i(x) \equiv \left(\frac{v_i}{\bar{v}} \right)^{1/2} \psi_i \left(\frac{v_i}{\bar{v}} x \right) \quad (4.3)$$

where \bar{v} is an arbitrary velocity scale which drops out of physical quantities. It is then convenient to make an orthogonal transformation to a new basis of channels,

$$\tilde{\psi}_1 \equiv \frac{t'_1 \psi'_1 + t'_2 \psi'_2 + \cdots + t'_N \psi'_N}{\sqrt{\sum_{j=1}^N t_j'^2}}, \quad \tilde{\psi}_2 \equiv \frac{t'_2 \psi'_1 - t'_1 \psi'_2 + \cdots + t'_N \psi'_{N-1} - t'_{N-1} \psi'_N}{\sqrt{\sum_{j=1}^N t_j'^2}}, \quad \dots \quad (4.4)$$

(where $t'_i \equiv t_i \sqrt{\bar{v}/v_i}$) such that only $\tilde{\psi}_1$ couples to the MM. A single normal channel coupled to a MM is known to exhibit perfect Andreev reflection at zero energy [20, 21]. This is because the coupling to MM is infrared relevant in a

renormalization group sense, so it grows at low energies and tends to enforce the boundary condition $\tilde{\psi}_1(0) = \tilde{\psi}_1^\dagger(0)$, the signature of pure Andreev reflection. Assuming that all the other channels are normally reflected, they do not contribute to the conductance. It then follows that, at zero energy, the channel-resolved linear conductances of the N channels are

$$G_i = \frac{2e^2}{h} \frac{(t'_i)^2}{\sum_{j=1}^N (t'_j)^2} \quad (4.5)$$

with total conductance, $G \equiv G_1 + G_2 + \dots + G_N = 2e^2/h$. Thus, a convenient way to determine the tunnelling parameters t_j in the low energy effective Hamiltonian is by measuring the conductances G_i for a given microscopic model. Although channel-resolved conductance is not topological, the easier-to-measure total conductance has some topological relevance as we saw above.

B. Disorder and boundary interactions

Here we consider the effects of the additional boundary interactions of Eq. (4.2), which represent the effects of disorder near the SN interface in the low energy effective Hamiltonian approach. It is convenient to make an “unfolding transformation”, writing H_0 in terms of left-movers only on the infinite line, $-\infty < x < \infty$, by defining:

$$\psi_L(-x) \equiv \psi_R(x), \quad (x > 0). \quad (4.6)$$

We then make the change of basis in Eq. (4.3) and finally, we go over to a basis of Majorana fermions defining:

$$\begin{pmatrix} \psi'_j(x) \\ \psi'^{\dagger}_j(x) \end{pmatrix} = \frac{\mathbb{C}}{2} \begin{pmatrix} \gamma_{2j-1}(x) \\ \gamma_{2j}(x) \end{pmatrix} \quad (4.7)$$

where the matrix \mathbb{C} is defined in Eq. (2.7) and $\gamma_i(x) = \gamma_i^\dagger(x)$. The Hamiltonian then becomes:

$$H = -i\bar{v} \left[\int_{-\infty}^{\infty} dx \bar{\gamma}^T \cdot \frac{d}{dx} \bar{\gamma} + \bar{\gamma}^T(0) \mathbb{B} \bar{\gamma}(0) \right] \quad (4.8)$$

where \mathbb{B} is a $2N$ -dimensional real antisymmetric matrix, whose $N(2N-1)$ independent components are linear combinations of the $N(2N-1)$ real components of \mathbb{M} and Δ , defined in Eq. (4.2). In this transformed basis, the solutions of the BdG equations have the simple form:

$$\vec{w}(x) = \vec{a}e^{-ikx} + \vec{b}e^{ikx}, \quad (x > 0) \quad (4.9)$$

where \vec{a} and \vec{b} are 4-dimensional real vectors, related by the $O(2N)$ “reflection” matrix (more appropriately called a transmission matrix after unfolding):

$$\vec{b} = \mathfrak{r}_M \vec{a}. \quad (4.10)$$

Note that the physical spatial coordinates are obtained by $x \rightarrow v_i x / \bar{v}$, ensuring that the various components of the wave-function all have the same energy, $E = v_i k_i = \bar{v} k$. Next we observe that the boundary term in the Hamiltonian of Eq. (4.8) can be eliminated by redefining the Majorana fields by:

$$\bar{\gamma}'(x) \equiv e^{\theta(x)\mathbb{B}} \bar{\gamma}(x) \quad (4.11)$$

where $\theta(x)$ is the step function. It then follows that the reflection matrix is

$$\mathfrak{r}_M = e^{\mathbb{B}}. \quad (4.12)$$

Since \mathbb{B} is real and anti-symmetric, \mathfrak{r}_M is an $SO(2N)$ matrix (with determinant 1). A second $SO(2N)$ rotation, by $e^{\mathbb{C}}$, puts this coupling in the form

$$H_b = t' \gamma \gamma_1''(0). \quad (4.13)$$

The corresponding $O(2N)$ reflection matrix, \mathfrak{r}_0 , is diagonal with entries $(1, -1, 1, 1, \dots, 1, 1)$ and determinant -1. This \mathfrak{r}_0 corresponds to the perfect Andreev reflection in the first channel and perfect normal reflect in the other channel. Thus the total reflection matrix is:

$$\mathfrak{r} = e^{\mathbb{B}} e^{\mathbb{C}} \mathfrak{r}_0. \quad (4.14)$$

Thus $\det(\mathfrak{r}) = \det(e^{\mathbb{B}}) \det(e^{\mathbb{C}}) \det(\mathfrak{r}_0) = -1$; the sign of the determinant of \mathfrak{r} is unaffected by disorder.

V. CONCLUSIONS

We have established the range of the linear conductance through a non-interacting SN junction at $T = 0$ in both topological and non-topological cases for arbitrary channel-number, N . The quite different behaviour in the two cases is a direct consequence of the sign of the determinant of the reflection matrix. This sign is itself a topological quantity, not expected to reverse under smooth changes in the Hamiltonian. We have shown that these results are robust against arbitrary disorder near the junction and the presence of a contact between the quantum wire and a 3D metal. Experiments on spin-orbit coupled quantum wires [5–7] have seen some evidence for the existence of a MM at an SN junction, consisting of a small zero bias anomaly (ZBA), $G \ll e^2/h$. Our results show that the puzzling smallness of this ZBA cannot be explained by the presence of multiple channels, disorder or a contact to a 3D metal.

ACKNOWLEDGMENTS

This research was supported in part by NSERC, CifAR and the Swiss National Science Foundation.

Appendix A: BdG equation and S-matrix

1. Bogliubov-de Gennes equations

We begin by introducing a 4-component spinor of 3-dimensional fermion fields:

$$\Psi(\vec{x}) \equiv \begin{pmatrix} \psi_{\uparrow}(\vec{x}) \\ \psi_{\downarrow}(\vec{x}) \\ \psi_{\uparrow}^{\dagger}(\vec{x}) \\ \psi_{\downarrow}^{\dagger}(\vec{x}) \end{pmatrix}. \quad (\text{A1})$$

These obey

$$\{\Psi_a(\vec{x}), \Psi_b^{\dagger}(\vec{y})\} = \delta^3(\vec{x} - \vec{y}), \quad (\text{A2})$$

$$\{\Psi_a(\vec{x}), \Psi_b(\vec{y})\} = \tau_{ab}^x \delta(\vec{x} - \vec{y}), \quad (\text{A3})$$

where the indices $a, b = 1, 2, 3, 4$ and we introduce 4 component Pauli matrices, $\vec{\tau}$ which act on the particle-hole sectors

$$\tau^x \equiv \begin{pmatrix} 0 & \mathbb{1} \\ \mathbb{1} & 0 \end{pmatrix} \quad (\text{A4})$$

et cetera. $\mathbb{0}$ and $\mathbb{1}$ are 2×2 zero and unit matrices. In terms of these operators, the second quantized Hamiltonian of Eq. (1) can be written

$$H = \frac{1}{2} \int d^3x \Psi^{\dagger}(\vec{x}) \mathcal{H} \Psi(\vec{x}), \quad (\text{A5})$$

where the Bogliubov-DeGennes (BdG) Hamiltonian is

$$\mathcal{H} = \left[\frac{\vec{p}^2}{2m} - \mu + V(\vec{x}) + B(\vec{x})\sigma^z + \alpha p_x \sigma^y \right] \tau^z + \Delta(\vec{x}) \sigma^y \tau^y. \quad (\text{A6})$$

Here σ_i and τ_i for $i = x, y, z$ are pauli matrices in spin and particle-hole bases, respectively and we have chosen $\Delta(\vec{x})$ real and positive for convenience, which can always be done by redefining the phases of the fermion fields. Note that the single-particle Hamiltonian \mathcal{H} has the electron-hole symmetry

$$\tau^x \mathcal{H} \tau^x = -\mathcal{H}^* \quad (\text{A7})$$

and also it is real $\mathcal{H}^* = \mathcal{H}$, considering that $p_x = -i\hbar\partial_x$. We assume that at $x \gg 0$, far from the SN junction on the normal side, the system can be regarded as clean so that a reflection matrix can be defined. The asymptotic scattering states can be decomposed into N channels of particles and N channels of holes. These channels in general

mix spin components due to the spin-orbit interactions. N can be odd or even depending on whether or not the Fermi energy lies in between the energy minima of two spin-split channels. We introduce a $2N$ -component spinor of fermion annihilation and creation operators corresponding to the N channels:

$$\Psi(x) \equiv \begin{pmatrix} \psi_1(x) \\ \psi_2(x) \\ \vdots \\ \psi_N(x) \\ \psi_1^\dagger(x) \\ \psi_2^\dagger(x) \\ \vdots \\ \psi_N^\dagger(x) \end{pmatrix}. \quad (\text{A8})$$

The most general eigenfunction of energy E has the form in the asymptotic region ($p = \hbar k$)

$$\vec{w}(x) = \begin{pmatrix} a_{e1}e^{-ik_{e1}x} + b_{e1}e^{ik_{e1}x} \\ a_{e2}e^{-ik_{e2}x} + b_{e2}e^{ik_{e2}x} \\ \vdots \\ a_{eN}e^{-ik_{eN}x} + b_{eN}e^{ik_{eN}x} \\ a_{h1}e^{ik_{h1}x} + b_{h1}e^{-ik_{h1}x} \\ a_{h2}e^{ik_{h2}x} + b_{h2}e^{-ik_{h2}x} \\ \vdots \\ a_{hN}e^{ik_{hN}x} + b_{hN}e^{-ik_{hN}x} \end{pmatrix}. \quad (\text{A9})$$

The conserved *quasi-particle current* in the asymptotic region of large positive x is:

$$J = \sum_{j=1}^N \left[v_{ej} \left(|b_{ej}|^2 - |a_{ej}|^2 \right) + v_{hj} \left(|b_{hj}|^2 - |a_{hj}|^2 \right) \right], \quad (\text{A10})$$

where v_{ej} , v_{hj} is the Fermi velocity for electrons and holes in the j^{th} channel. Since we consider $E = 0$, $w(x)$ decays exponentially to zero for $x \ll 0$ implying that the current, integrated across the cross-section of the quantum wire, obeys

$$J(x) = 0, \quad (\text{for all } x). \quad (\text{A11})$$

Thus J in Eq. (A10) must be zero.

2. S-matrix

Defining $2N$ component vectors:

$$\vec{a} \equiv \begin{pmatrix} \vec{a}_e \\ \vec{a}_h \end{pmatrix}, \quad \vec{b} \equiv \begin{pmatrix} \vec{b}_e \\ \vec{b}_h \end{pmatrix}, \quad (\text{A12})$$

the right-moving components of the asymptotic wave-function are linearly related to the left-moving components by the $2N \times 2N$ reflection matrix \vec{r} defined by $\vec{b} = \vec{r}\vec{a}$. Requiring Eq. (A11) to be true for arbitrary incoming wave-function

amplitudes, \vec{a} implies the conditions on the reflection matrix:

$$\sum_j \tilde{r}_{ij}^\dagger v_j \tilde{r}_{jk} = \delta_{ik} v_i. \quad (\text{A13})$$

where we have defined the $2N$ component vector:

$$\vec{v} \equiv \begin{pmatrix} \vec{v}_e \\ \vec{v}_h \end{pmatrix}. \quad (\text{A14})$$

It is convenient to define a unitary rescaled reflection matrix:

$$\mathbb{r}_{ij} \equiv \sqrt{\frac{v_i}{v_j}} \tilde{r}_{ij}. \quad (\text{A15})$$

The electron-hole symmetry property of the BdG Hamiltonian, Eq. (A7), implies that, at zero energy:

$$\vec{a} = \tau^x \vec{a}^*, \quad \vec{b} = \tau^x \vec{b}^*. \quad (\text{A16})$$

Thus the zero energy reflection matrix obeys

$$\tilde{r} = \tau^x \tilde{r}^* \tau^x. \quad (\text{A17})$$

Since $v_{ej} = v_{hj}$ at zero energy, the rescaled reflection matrix, \mathbb{r} also obeys this relation, Eq. (2.5).

Appendix B: Details of proof of conductance range

$$1. \quad [\tilde{\tau}^y, \tau^y] = 0$$

Let \mathbb{r}_0 be an $O(2N)$ matrix which gives the maximum or minimum conductance. Then $\text{Tr}(\mathbb{r}^T \tau^y \mathbb{r} \tau^y)$ must be stationary under a small variation

$$\mathbb{r}(\theta) \equiv e^{\theta \mathbb{A}} \mathbb{r}_0 \quad (\text{B1})$$

where \mathbb{A} is any real antisymmetric matrix. Noting that

$$\begin{aligned} \left. \frac{d\mathbb{r}}{d\theta} \right|_{\theta=0} &= \mathbb{A} \mathbb{r}_0 \\ \left. \frac{d\mathbb{r}^T}{d\theta} \right|_{\theta=0} &= -\mathbb{r}_0^T \mathbb{A} \end{aligned} \quad (\text{B2})$$

we see that

$$\left. \frac{d}{d\theta} \text{Tr}(\mathbb{r}(\theta)^T \tau^y \mathbb{r}(\theta) \tau^y) \right|_{\theta=0} = \text{Tr} \left(-\mathbb{r}_0^T \mathbb{A} \tau^y \mathbb{r}_0 \tau^y + \mathbb{r}_0^T \tau^y \mathbb{A} \mathbb{r}_0 \tau^y \right) = \text{Tr} \left(-\tau^y \mathbb{r}_0 \tau^y \mathbb{r}_0^T + \mathbb{r}_0 \tau^y \mathbb{r}_0^T \tau^y \right) \quad (\text{B3})$$

Noting that

$$(\mathbb{r}_0 \tau^y \mathbb{r}_0^T \tau^y)^T = \tau^y \mathbb{r}_0 \tau^y \mathbb{r}_0^T, \quad (\text{B4})$$

we see that $-\tau^y \mathbb{r}_0 \tau^y \mathbb{r}_0^T + \mathbb{r}_0 \tau^y \mathbb{r}_0^T \tau^y$ is anti-symmetric. Therefore the trace of \mathbb{A} times this matrix cannot vanish for any anti-symmetric matrix \mathbb{A} unless

$$-\tau^y \mathbb{r}_0 \tau^y \mathbb{r}_0^T + \mathbb{r}_0 \tau^y \mathbb{r}_0^T \tau^y = [\mathbb{r}_0 \tau^y \mathbb{r}_0^T, \tau^y] = [\tilde{\tau}^y, \tau^y] = 0. \quad (\text{B5})$$

2. Range of $\text{Tr} \mathbb{A}$

Noting that all $\Lambda_{ii} = \pm 1$ and that $\det \mathbb{r}_M = \det \mathbb{A}$ we find

$$\begin{aligned} -N &\leq \text{Tr} \mathbb{A} \leq N, \quad (N \text{ even}, \det \mathbb{r}_M = 1) \\ -(N-2) &\leq \text{Tr} \mathbb{A} \leq N, \quad (N \text{ odd}, \det \mathbb{r}_M = 1) \\ -N &\leq \text{Tr} \mathbb{A} \leq N-2, \quad (N \text{ odd}, \det \mathbb{r}_M = -1) \\ -(N-2) &\leq \text{Tr} \mathbb{A} \leq N-2, \quad (N \text{ even}, \det \mathbb{r}_M = -1). \end{aligned} \quad (\text{B6})$$

Using Eq (2.23), these equations imply Eq. (2.24).

3. $\mathbb{P} \neq 0$ in Eq. (2.16)

We again have the two conditions following from $(\tilde{\tau}^y)^2 = \mathbb{1}$:

$$\begin{aligned} \mathbb{A}^2 - \tilde{\mathbb{P}}^2 &= \mathbb{1} \\ \tilde{P}_{ij}(\Lambda_{ii} + \Lambda_{jj}) &= 0. \end{aligned} \quad (\text{B7})$$

Since the square of an anti-symmetric matrix is negative definite, a non-zero A , decreases the squares of the eigenvalues of Λ , making it difficult to exceed the upper and lower bounds on $\text{Tr } \mathbb{A}$ found above assuming $\mathbb{P} = 0$. Also note that a matrix element \tilde{P}_{ij} can only be non-zero if $\Lambda_{ii} = -\Lambda_{jj}$. Thus at least two of the eigenvalues Λ_{ii} have opposite sign, implying $|\text{Tr } \mathbb{A}| \leq N - 2$. Thus the bounds of Eq. (B6) cannot be exceeded for either parity of N nor either sign of $\det \mathbb{r}$.

4. All orthogonal matrices giving the same $\tilde{\tau}^y$ in Eq. (2.13) have the same determinant

Noting that

$$\mathbb{r}_1 \tau^y \mathbb{r}_1^T = \mathbb{r}_2 \tau^y \mathbb{r}_2^T, \quad (\text{B8})$$

implies

$$\mathbb{r} \tau^y \mathbb{r}^T = \tau^y \quad (\text{B9})$$

where

$$\mathbb{r} \equiv \mathbb{r}_2^T \mathbb{r}_1. \quad (\text{B10})$$

We see that the needed result is equivalent to the statement that all orthogonal matrices, \mathbb{r} obeying Eq. (B9), or equivalently

$$[\mathbb{r}, \tau^y] = 0, \quad (\text{B11})$$

have determinant +1. Let $T = i\tau^y$. Consider the eigenvectors of a real matrix, \mathbb{r} , which commutes with T . If u is an eigenvector of \mathbb{r} with eigenvalue λ , then u^* is an eigenvector of \mathbb{r} with eigenvalue λ^* . This implies that, in general, the eigenvalues of \mathbb{r} come in complex conjugate pairs, leading to $\det \mathbb{r} > 0$. The only possibility for an unpaired eigenvalue is λ real and u also real. (If λ were real, and u were not real, then u^* would also be an eigenvector with the same eigenvalue.) In this case of a putative unpaired eigenvector, u , since $[T, \mathbb{r}] = 0$, it follows that Tu is also an eigenvector of \mathbb{r} with the same real eigenvalue. Of course, since T and u are real, so is Tu . But $T^2 = -\mathbb{1}$, so $T^2u = -u$. Now suppose that $Tu = \lambda'u$. If this were true λ' would have to be real since u and Tu are real. But then we have $T^2u = (\lambda')^2u = -u$. This implies that $\lambda' = \pm i$, which is a contradiction. So we conclude that $Tu \neq \lambda'u$ for any λ' . Therefore Tu is another eigenvector of \mathbb{r} , with the same eigenvalue λ , which is not proportional to u . This contradicts the assumption that u was an unpaired eigenvector. More explicitly, we can write the putative unpaired eigenvector as

$$u = \begin{pmatrix} v \\ w \end{pmatrix} \quad (\text{B12})$$

where v and w are N -dimensional vectors. Then

$$Tu = \begin{pmatrix} -w \\ v \end{pmatrix} \quad (\text{B13})$$

Tu can only be proportional to u if $w = \pm iv$ which contradicts the requirement that u is real.

* komijani@phas.ubc.ca

¹ A. Y. Kitaev, Phys. Usp. **44**, 131 (2001).

- ² Y. Oreg, G. Refael, F. von Oppen, Phys. Rev. Lett. **105**, 177002 (2010).
- ³ R. M. Lutchyn, J. D. Sau, S. Das Sarma, Phys. Rev. Lett. **105**, 077001 (2010).
- ⁴ J. Alicea, Rep. Prog. Phys. **75**, 076501 (2012).
- ⁵ V. Mourik, K. Zuo, S. M. Frolov, S. R. Plissard, E. P. A. M. Bakkers, L. P. Kouwenhoven, Science **336**, 1003 (2012).
- ⁶ A. Das, Y. Ronen, Y. Most, Y. Oreg, M. Heiblum, H. Shtrikman, Nature Phys. **8**, 887 (2012).
- ⁷ M. T. Deng, C. L. Yu, G. Y. Huang, M. Larsson, P. Caroff, H. Q. Xu, Nano Lett. **12**, 6414 (2012).
- ⁸ C. W. J. Beenakker, J. P. Dahlhaus, M. Wimmer, A. R. Akhmerov, Phys. Rev. B **83**, 085413 (2011).
- ⁹ G. E. Blonder, M. Tinkham, T. M. Klapwijk, Phys. Rev. B **25**, 4515 (1982).
- ¹⁰ D. I. Pikulin, Y. V. Nazarov, Phys. Rev. B **87**, 235421 (2013).
- ¹¹ F. Merz, J. T. Chalker, Phys. Rev. B **65**, 054425 (2002).
- ¹² D. I. Pikulin, Y. V. Nazarov, JETP Lett. **94**, 693 (2011).
- ¹³ I. C. Fulga, F. Hassler, A. R. Akhmerov, C. W. J. Beenakker, Phys. Rev. B **83**, 155429 (2011).
- ¹⁴ A. R. Akhmerov, J. P. Dahlhaus, F. Hassler, M. Wimmer, C. W. J. Beenakker, Phys. Rev. Lett. **106**, 057001 (2011).
- ¹⁵ I. C. Fulga, F. Hassler, A. R. Akhmerov, Phys. Rev. B **85**, 165409 (2012).
- ¹⁶ Y. V. Nazarov, Y. M. Blanter, *Quantum Transport*, Cambridge (2009).
- ¹⁷ I. Affleck, J.-S. Caux, A. M. Zagoskin, Phys. Rev. B **62**, 1433 (2000).
- ¹⁸ L. Fidkowski, J. Alicea, N. H. Lindner, R. M. Lutchyn, M. P. A. Fisher, Phys. Rev. B **85**, 245121 (2012).
- ¹⁹ I. Affleck, D. Giuliano, J. Stat. Mech., P06011 (2013).
- ²⁰ K. T. Law, P. A. Lee, T. K. Ng, Phys. Rev. Lett. **103**, 237001 (2009).
- ²¹ K. Flensberg, Phys. Rev. B **82**, 180516(R) (2010).
- ²² P. W. Brouwer, M. Duckheim, A. Romito, F. von Oppen, Phys. Rev. B **84**, 144526 (2011).
- ²³ M. Wimmer, A. R. Akhmerov, J. P. Dahlhaus, C. W. J. Beenakker, New. J. of Phys. **13**, 053016 (2011).
- ²⁴ Y. Komijani, I. Affleck, in preparation.
- ²⁵ I. Affleck and D. Giuliano, J. Stat. Phys., to appear, arXiv:1407.1472.