

Studying the sensitivity of monotop probes to compressed supersymmetric scenarios at the LHC

Benjamin Fuks^{a,1,2}, Peter Richardson^{b,3}, Alexandra Wilcock^{c,3}

¹CERN, PH-TH, CH-1211 Geneva 23, Switzerland

²Institut Pluridisciplinaire Hubert Curien/Département Recherches Subatomiques, Université de Strasbourg/CNRS-IN2P3, 23 rue du Loess, F-67037 Strasbourg, France

³Institute for Particle Physics Phenomenology, University of Durham, Durham, DH1 3LE, United Kingdom

Received: date / Accepted: date

Abstract We investigate the sensitivity of the Large Hadron Collider to supersymmetric setups using monotop probes in which the signal is a single top quark produced in association with missing transverse energy. Our prospective study relies on Monte Carlo simulations of 300 fb^{-1} of proton-proton collisions at a centre-of-mass energy of 14 TeV and considers both leptonic and hadronic monotop decays. We present analysis strategies sensitive to regions of the supersymmetric parameter space which feature small superparticle mass splittings and illustrate their strengths in the context of a particular set of benchmark scenarios. Finally, we compare the regions of parameter space expected to be accessible with monotop probes during the next run of the LHC to the reach of more traditional search strategies employed by the ATLAS and CMS collaborations, where available.

Keywords Hadron colliders, monotop, compressed supersymmetry

1 Introduction

After more than fifty years of experimental tests, the Standard Model has proven to be a successful theory of elementary particles and their interactions. While it consistently predicts most existing high-energy physics data, it additionally includes a set of conceptual problems for which it does not provide a satisfactory answer. It is therefore widely believed to be the low-energy limit of a more fundamental theory, weak scale supersymmetry [1, 2] being one of the most popular and studied candidates. By associating a partner of opposite statistics with each of the Standard Model degrees of freedom, supersymmetric theories feature a way to unify

the Poincaré symmetry with the internal gauge symmetries and provide an elegant solution to the hierarchy problem, amongst other appealing theoretical features.

Since, so far, no hint for new physics has been clearly identified, the superpartners of the Standard Model particles are constrained to lie at higher and higher scales [3, 4]. Most of these bounds can however be evaded for compressed supersymmetric models where the ensemble of states accessible at the Large Hadron Collider (LHC) exhibit small mass differences. In particular, both the ATLAS and CMS experiments have been found to be insensitive to scenarios with mass gaps of about 10 GeV or less between the strongly interacting superparticles and the lightest superpartner. In these cases, pair-produced squarks and gluinos decay into missing energy carried by the lightest supersymmetric particle and leptons and/or jets too soft to reach the typical trigger thresholds of the LHC experiments. Moreover, the expected amount of missing transverse energy is smaller, which implies first that the kinematic quantities traditionally employed to reduce the Standard Model background are less efficient and second that one cannot even rely solely on missing energy triggers [5, 6]. Classical search strategies based on the presence of numerous jets and leptons and a large amount of missing energy thus have poor sensitivity to compressed supersymmetric scenarios. Consequently, non-standard analyses have been developed, making use for instance of monojet or monophoton signatures [7–19]. They focus on topologies where a superparticle pair is produced together with an extra jet or photon that originates from initial-state radiation and can further be used both for triggering and reducing the Standard Model background.

In this work, we explore a novel way of accessing the compressed regions of the parameter space that relies on monotop probes, *i.e.*, systems comprised of missing transverse energy and a singly-produced top quark. Monotop states are expected to be easily observable at the LHC for a

^ae-mail: benjamin.fuks@cern.ch

^be-mail: peter.richardson@durham.ac.uk

^ce-mail: a.h.wilcock@durham.ac.uk

large range of new physics masses and couplings [20–26], although they have not been experimentally found yet [27–30]. We consider a simplified compressed supersymmetric scenario in which the electroweak superpartners are neglected with the exception of the lightest neutralino. Events describing the production and decay of a strong superpartner pair in association with a top quark can manifest themselves via a monotop signature when the decay of each superpartner gives rise to a small amount of missing energy and soft objects.

The rest of this paper is organised as follows. In Section 2, we describe our technical setup for the Monte Carlo simulations of LHC collisions at $\sqrt{s} = 14$ TeV, both for the new physics signals and the relevant sources of background. Our analysis strategy to extract a monotop signal is detailed in Section 3 and the results for specific benchmark scenarios are presented in Section 4. Our conclusions are given in Section 5.

2 Technical setup for the Monte Carlo simulations

2.1 Signal simulation

In our simplified model framework, we first consider the production of a top quark in association with the lightest top squark \tilde{t}_1 and the gluino \tilde{g} , with the latter two decaying into the lightest neutralino $\tilde{\chi}_1^0$. We study in detail the scenario in which the masses of the stop and gluino are similar and not significantly larger than that of the neutralino, such that additional Standard Model objects produced during the superparticle decays are soft and invisible. Monotop systems may also be produced in scenarios where the gluino is significantly heavier than the stop, which is again not much heavier than the neutralino. In this case, monotop production relies on the associated production of a heavy gluino and a light top squark, the gluino decays into a top quark and a stop, while both stops are invisible. Such a process occurs at tree-level when considering flavour-mixings of the up-type squarks that, for instance, occurs in minimally-flavour-violating supersymmetric models. Production cross sections in such models are highly suppressed given that all flavour-violating effects are driven by the CKM matrix, however could be enhanced with non-minimal flavour violation [31–33]. Nevertheless, we study only the first class of models.

In addition to the case in which a top squark and top quark are produced along with a gluino, we consider also the signal in which they are produced in association with the lightest neutralino. Again, here we focus on the scenario in which the top squark is not significantly heavier than the neutralino. For both signal scenarios, the stop is chosen to be a maximal admixture of the left-handed and right-handed stop gauge-eigenstates. For the signal scenario in which a

gluino is produced with a top squark and top quark, the lightest neutralino is assumed to be purely bino. When instead a neutralino is produced directly, it is assumed to be predominantly higgsino¹. This enhances the production cross section as compared with the purely bino neutralino scenario. Event generation for the hard scattering signal process relies on the implementation of the Minimal Supersymmetric Standard Model [34–37] in the MADGRAPH 5 program [38] that has been used to convolute hard matrix elements with the CTEQ6L1 set of parton density functions (PDF) [39]. We describe in this way the production of a pair of strong superpartners in association with either a leptonic or a hadronically decaying top quark.

The decays of the superparticles and matching of the parton-level hard events with a parton shower and hadronization infrastructure has been performed with the HERWIG++ 2.7 program [40, 41]. The accessible decay modes of the final-state superparticles and associated branching ratios were calculated internally by the HERWIG++ program. No 4-body modes were considered and therefore in the highly compressed region with $m_{\tilde{t}_1} < m_b + m_W + m_{\tilde{\chi}_1^0}$ the dominant decay channel of the stop was² $\tilde{t}_1 \rightarrow c \tilde{\chi}_1^0$. In regions of phase space where $m_{\tilde{t}_1} > m_b + m_W + m_{\tilde{\chi}_1^0}$, the decay mode $\tilde{t}_1 \rightarrow W^+ b \tilde{\chi}_1^0$ was found to dominate. For all mass scenarios considered in this study, the dominant gluino decay channel was $\tilde{g} \rightarrow q \bar{q} \tilde{\chi}_1^0$. Finally, when simulating the production of a top squark, top quark and neutralino, a global normalization factor of $K = 1.4$ has been applied to the total cross section. This factor aims to account for the large next-to-leading order contributions to this process [42].

Signal cross sections for the example scenarios of top squark, top quark and gluino production with $(m_{\tilde{t}_1} = m_{\tilde{g}}, m_{\tilde{\chi}_1^0}) = (200, 190)$ GeV and top squark, top quark and neutralino production with $(m_{\tilde{t}_1}, m_{\tilde{\chi}_1^0}) = (145, 75)$ GeV are given in Table 1. Comparing with the expected monojet cross sections of 12.5 pb (for $m_{\tilde{t}_1} = m_{\tilde{g}} = 200$ GeV after imposing a typical monojet requirement on the jet transverse momentum of $p_T > 450$ GeV) and 0.7 pb (for $m_{\tilde{t}_1} = 145$ GeV again

¹The neutralino mixing matrix is chosen such that the lightest neutralino is 99% higgsino and 1% bino. In doing so, the production cross section is enhanced while still leaving all top squark decay modes accessible. In scenarios with a predominantly higgsino $\tilde{\chi}_1^0$, the lightest chargino and neutralino will be near degenerate in mass. As such, the production of a top squark and bottom quark in association with the lightest chargino will lead to a “mono b -jet” signature that could be used to constrain the same region of parameter space as our monotop probe. This signature provides an interesting alternative to monotop signals, however, its investigation goes beyond the scope of this work.

²In the MSSM, the decay $\tilde{t}_1 \rightarrow c \tilde{\chi}_1^0$ proceeds via a loop and CKM suppressed channel only. Therefore, the width of the top squark is sufficiently small that hadronization occurs before the top squark decays. However, the lifetime of the top squarks is still short when compared with detector time scales and so we assume the final observables do not differ significantly from the situation in which the top squarks decay promptly, before hadronization.

after imposing a requirement on the jet transverse momentum of $p_T > 450$ GeV, one can expect these scenarios to be sensitive to both monotop and monojet probes. However, the competitive cross section in the case of top quark, top squark and neutralino production is strongly affected by the composition of the neutralino. In scenarios with a lightest neutralino that is predominately bino or wino, the cross section drops to 0.09 pb and 0.2 pb respectively when $(m_{\tilde{\tau}_1}, m_{\tilde{\chi}_1^0}) = (145, 75)$ GeV, with no selection criteria imposed. In these cases, it is unlikely that monotop probes could provide comparable limits to those derived using monojet searches.

2.2 Background processes

Leptonically decaying monotop states yield event topologies comprised of one hard lepton, one jet originating from the fragmentation of a b -quark and missing transverse energy. As such, the main sources of background events consist of the production of a $t\bar{t}$ pair where one of the top quarks decays leptonically and the other one hadronically, as well as from the production of a single-top quark in association with a W -boson where either the top quark or the W -boson decays leptonically. We also consider extra background processes expected to subdominantly contribute, namely the two other single-top production modes and W -boson plus jets, γ^*/Z -boson plus jets and diboson production.

Turning to hadronically decaying monotops, the above signal final state is altered with the hard lepton being replaced by a pair of hard jets. In this case, background events are dominantly comprised of fully hadronic $t\bar{t}$ events, Z -boson plus jets events in which the Z -boson decays invisibly as well as W -boson plus light-jets events in which the W -boson decays leptonically but where its decay products escape identification³. Additionally, single-top, W -boson plus b -jets and diboson production processes are also expected to contribute, in a subdominant way, to the total number of monotop background events.

In the simulation of the Standard Model backgrounds for both the leptonic and hadronic monotop analyses, QCD multi-jet production processes have been neglected. We instead assume the related background contributions will be under good control after selection requirements such as those detailed in Section 3 have been applied. Finally, all possible sources of instrumental background are also ignored. Consideration of these effects goes beyond the scope of this work which does not aim to simulate any detector effect other than a b -tagging efficiency (see Section 3).

Parton-level hard events arising from the production of a top-antitop pair, including top decays, have been simu-

³The production of a hadronically decaying W -boson plus-jets does not induce a significant background contribution, owing to the small amount of expected missing energy.

lated by convoluting next-to-leading order (NLO) matrix elements with the CTEQ6M parton density set [39] in the POWHEGBOX framework [43–46], and events have then been matched to HERWIG++ for parton showering and hadronization⁴. The same machinery has been used to generate single-top events [48, 49], suppressing the doubly-resonant diagrams related to the tW mode following the prescription of Ref. [50], as implemented in the POWHEGBOX.

In order to generate events describing the production of a W -boson with light-flavour jets (u, d, s, c) and a γ^*/Z -boson with both light- and heavy-flavour jets (u, d, s, c, b), the SHERPA 2.0 [51, 52] package has been used. We have followed the MENLOPS prescription to match an event sample based on NLO matrix elements related to the production of a single gauge boson to leading-order (LO) samples describing the production of the same gauge boson with one and two extra jets [53, 54]. In all cases, the vector bosons have been forced to decay either leptonically or invisibly, including all three flavours of leptons, and matrix elements have been convoluted with the CTEQ6M PDF set. Moreover, the invariant masses of lepton pairs produced via a γ^*/Z -boson s -channel diagram have been required to exceed 10 GeV.

The production of a W -boson with heavy flavour jets has been simulated separately using MADGRAPH 5 and its built-in Standard Model implementation. We have generated LO matrix elements that have been convoluted with the LO set of parton densities CTEQ6L1 [39]. Parton-level events have been simulated including the leptonic decay of the W -boson and then showered and hadronized with HERWIG++.

Finally, diboson production has been simulated at the NLO accuracy and matched to the HERWIG++ parton shower using its built-in POWHEG implementation [55], the matrix elements having been convoluted with the CTEQ6M PDF set.

The total cross sections for all considered background processes are shown in Table 1.

3 Selection strategies

3.1 Object reconstruction

Objects used as inputs for the leptonic and hadronic monotop search strategies of the next subsections are reconstructed as in typical single-top studies performed by the ATLAS experiment (see, *e.g.*, Ref. [56]). Electron (muon) candidates are required to have a transverse momentum $p_T^\ell > 10$ GeV,

⁴Owing to the angular-ordered nature of the HERWIG++ parton shower, it is in principle necessary to apply a truncated parton showering algorithm to simulate emissions that have a smaller transverse momentum than those described by the NLO matrix elements but a larger value of the angular evolution parameter. However, the corresponding effects are typically small [47] and so have been omitted.

Process	σ [pb]	$N_{\text{event}}^{\text{SRL1}}$	$N_{\text{event}}^{\text{SRL2}}$	$N_{\text{event}}^{\text{SRH1}}$	$N_{\text{event}}^{\text{SRH2}}$
$W(\rightarrow l\nu) + \text{light-jets}$	67453	≈ 0	3150	4500	9030
$\gamma^*/Z(\rightarrow l\bar{l}) + \text{jets}$	26603	≈ 0	≈ 0	-	-
$\gamma^*/Z(\rightarrow \nu\bar{\nu}) + \text{jets}$	12387	≈ 0	≈ 0	23160	36390
$t\bar{t}$	781	43230	292500	35190	80040
Single top [t -channel]	7320	36.6	4650	250.8	762
Single top [s -channel]	312	6.3	244.8	35.7	75.3
tW production	2313	4890	42570	3480	7560
$Wb\bar{b}$ with $W \rightarrow l\nu$	3660	≈ 0	549	134.1	158.7
Diboson	158	31.5	268.8	205.5	315
Total background	107834	48190	343900	66960	134330
$(m_{\tilde{g}} = m_{\tilde{t}_1}, m_{\tilde{\chi}_1^0}) = (200, 190) \text{ GeV}$	2.54	8430	17280	12690	14700
$(m_{\tilde{t}_1}, m_{\tilde{\chi}_1^0}) = (145, 75) \text{ GeV}$	2.37	3180	7773	6796	9840

Table 1 Cross sections for the simulated background processes and two representative signal scenarios, including an NLO K-factor of 1.4 for the signal scenario in which the stop and top are produced in association with a neutralino. Also shown are the number of events, N_{events} , surviving all selection criteria in the leptonic (SRL1, SRL2) and hadronic (SRH1, SRH2) signal regions. Results correspond to 300 fb^{-1} of LHC collisions at a centre-of-mass energy of 14 TeV.

a pseudorapidity satisfying $|\eta^\ell| < 2.47$ (2.5) and they must be isolated such that the sum of the transverse momenta of all charged particles in a cone of radius $\Delta R < 0.2^5$ centered on the lepton is less than 10% of its transverse momentum.

Jets are reconstructed from all visible final-state particles with a pseudorapidity satisfying $|\eta^j| < 4.9$ by applying an anti- k_T jet algorithm [57] with a radius parameter $R = 0.4$, as implemented in the FASTJET program [58]. We select reconstructed jet candidates that do not overlap with candidate electrons within a distance of $\Delta R < 0.2$, and with a transverse momentum $p_T^j > 20 \text{ GeV}$ and a pseudorapidity $|\eta^j| < 2.5$. Any lepton candidate within a distance $\Delta R < 0.4$ to the closest of the selected jets is then discarded. We further identify jets as originating from a b -quark if their angular distance to a B -hadron satisfies $\Delta R < 0.3$ and impose a p_T -dependent b -tagging probability as described in Ref. [59]. This corresponds to an average efficiency of 70% in the case of $t\bar{t}$ events.

3.2 Leptonic monotops

The preselection of events possibly containing a leptonically decaying monotop signal has been directly designed from the expected final-state particle content. As such, we demand the presence of exactly one lepton candidate with a transverse momentum $p_T^\ell > 30 \text{ GeV}$ and one b -jet with a transverse momentum $p_T^b > 30 \text{ GeV}$. To reflect the expectation that the produced supersymmetric particles (and

their decay products) are largely invisible, any event containing an extra jet with a transverse momentum p_T^j such that $p_T^j > \min(p_T^b, 40 \text{ GeV})$ is discarded. After these basic requirements, a number of additional selection steps have been implemented to increase the sensitivity s of the analysis to the signal, where $s = S/\sqrt{S+B}$ in which S and B are the number of signal and background events passing all selection criteria, respectively. We define in this way two signal regions, SRL1 and SRL2, dedicated to the high and low mass regions of the superparticle parameter space, respectively.

Starting with the signal region SRL1 more sensitive to high mass setups, we impose that the missing transverse momentum $\mathbf{p}_T^{\text{miss}}$ in the event, determined from the vector sum of the transverse momenta of all visible final-state particles, has a magnitude $E_T^{\text{miss}} > 150 \text{ GeV}$. The orientation of the missing transverse momentum with respect to the identified lepton is constrained by imposing a minimum value to the W -boson transverse mass,

$$m_T^W = \sqrt{2p_T^\ell E_T^{\text{miss}} \left[1 - \cos(\Delta\phi(\ell, \mathbf{p}_T^{\text{miss}})) \right]}, \quad (1)$$

where $\Delta\phi(\ell, \mathbf{p}_T^{\text{miss}})$ is the difference in azimuthal angle between the lepton and the missing transverse momentum. We require selected events to satisfy $m_T^W > 120 \text{ GeV}$, since when the missing transverse momentum in the event originates solely from the leptonic decay of a W -boson, the m_T^W distribution peaks at a lower value than when it finds its source both in a W -boson decay and in a pair of invisible particles (like in the signal case). This last selection ensures that the non-simulated QCD multijet background is negligible [60, 61].

The second signal region SRL2 has been optimized for lower mass scenarios where E_T^{miss} is typically very small due

⁵The angular distance between two particles is defined as $\Delta R = \sqrt{\Delta\phi^2 + \Delta\eta^2}$, $\Delta\phi$ and $\Delta\eta$ denoting their differences in the azimuthal angle with respect to the beam direction and in pseudorapidity, respectively.

to a low neutralino mass. Instead of constraining the individual quantities E_T^{miss} and m_T^W , we select events satisfying

$$E_T^{\text{miss}} + m_T^W > 220 \text{ GeV}. \quad (2)$$

In doing so, signal events with low values of E_T^{miss} are retained by the selection process provided they have a suitably large value of m_T^W . This still ensures that the QCD multijet background contributions are small [62].

In both search strategies, the following selection criteria are imposed. Firstly, in order to reduce the number of background events in which the identified lepton and b -jet do not originate from a single top quark, a restriction on the invariant mass of the lepton plus b -jet system is imposed,

$$m_{b\ell} = \sqrt{(p^b + p^\ell)^2} < 150 \text{ GeV}. \quad (3)$$

This leads to a reduction in background contributions from semi-leptonically decaying $t\bar{t}$ and s -channel single-top events in which one of the b -jets has not been identified. Secondly, we enforce a minimum value to the invariant mass of the monotop system, or equivalently to the invariant mass of the system comprised of the missing transverse momentum, the identified lepton and b -jet,

$$m(\mathbf{p}_T^{\text{miss}}, \ell, b) = \sqrt{(\mathbf{p}_T^{\text{miss}} + p^\ell + p^b)^2} > 700 \text{ GeV}. \quad (4)$$

3.3 Hadronic monotops

In the hadronic case, final states related to the production of a pair of strong superpartners together with a top quark are comprised of one heavy-flavour and two lighter jets associated with the top decay, as well as missing energy and extra soft objects arising from the decays of the produced superparticles. We therefore preselect events that contain no candidate leptons and exactly one b -jet with $p_T^b > 30 \text{ GeV}$. We however demand exactly three light jets and not two, this requirement being found to slightly increase the analysis sensitivity.

We design two search strategies that we denote by SRH1 and SRH2. The former aims to be sensitive to scenarios with higher superparticle masses and the latter to lower mass cases, and we require the event missing energy to satisfy $E_T^{\text{miss}} > 200 \text{ GeV}$ and $E_T^{\text{miss}} > 150 \text{ GeV}$ for the SRH1 and SRH2 regions, respectively. While an even looser missing energy selection might increase the sensitivity in the SRH2 case, this would no longer ensure a sufficient control of the non-simulated QCD multijet background and furthermore not be sensible in the context of event triggers. To improve the trigger efficiency associated with the SRH2 region, we further require the hardest non b -tagged jet in each event to fulfill $p_T^{j1} > 80 \text{ GeV}$, such that a trigger based on the selection of a hard jet in association with missing transverse energy may be used. In contrast, no selection on the hardest

jet is imposed for the SRH1 region since triggers based on the amount of missing energy only can be used.

A number of selection criterion are imposed for both strategies to improve the sensitivity of the analysis. Firstly, the invariant mass of a light dijet system, m_{jj} , must be consistent with the mass of the W -boson,

$$50 \text{ GeV} < m_{jj} < 100 \text{ GeV}, \quad (5)$$

where the pair of light jets is chosen such that the quantity $|m_W - m_{jj}|$ is minimized. This pair of light-jets is then combined with the b -tagged jet to fully reconstruct the hadronically decaying top quark, the resulting system being constrained to have an invariant mass in the range

$$100 \text{ GeV} < m_{bjj} < 200 \text{ GeV}. \quad (6)$$

This eliminates a large number of background events which do not contain a hadronically decaying top quark. In particular, it leads to a significant reduction of the W - and γ^*/Z -boson plus jet contributions.

Next, several restrictions are applied based on the kinematic configuration of the events. The azimuthal angle between the missing transverse momentum and both the b -tagged and hardest non b -tagged jet in the event are required to be suitably large,

$$\Delta\phi(\mathbf{p}_T^{\text{miss}}, \mathbf{p}^{j1}) > 0.6 \quad \text{and} \quad \Delta\phi(\mathbf{p}_T^{\text{miss}}, \mathbf{p}^b) > 0.6. \quad (7)$$

These selection criteria are designed to rejected events in which the missing transverse energy originates from the mis-measurement of jets or semi-leptonic decays of heavy-flavour hadrons. Including these requirements is also expected to reduce background contributions originating from QCD multijet events with large instrumental missing transverse energy. Finally to reflect the topology of signal events, the reconstructed top quark must be well separated from the missing transverse momentum with the difference in azimuthal angle exceeding

$$\Delta\phi(\mathbf{p}_T^{\text{miss}}, \mathbf{p}^t) > 1.8. \quad (8)$$

4 Investigating compressed supersymmetric spectra with monotops

4.1 Leptonic monotops

The numbers of events populating both leptonic monotop signal regions defined in Section 3.2 are listed in the third and fourth columns of Table 1, separately for the different background contributions and for the two compressed spectra scenarios mentioned in Section 2.1. We recall that for the first of these, we have adopted a scenario in which $(m_{\tilde{t}_1}, m_{\tilde{\chi}_1^0}) = (200, 190) \text{ GeV}$ as a representative high mass setup with top squark, top quark and gluino production while we have chosen $(m_{\tilde{t}_1}, m_{\tilde{\chi}_1^0}) = (145, 75) \text{ GeV}$ as

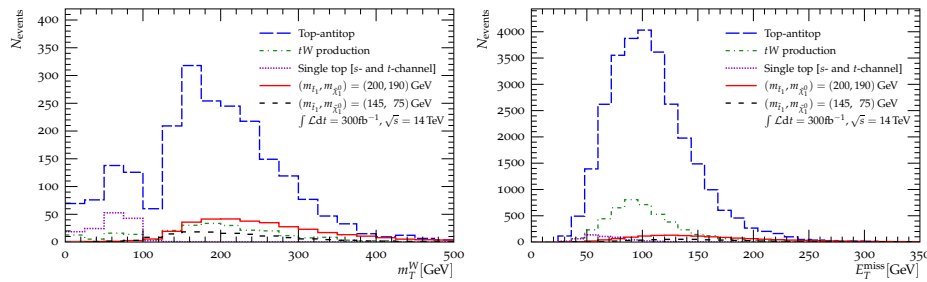


Fig. 1 Distribution of the W -boson transverse mass m_T^W (left) and of the missing transverse momentum E_T^{miss} (right), normalized to 300 fb^{-1} of LHC collisions at a centre-of-mass energy of $\sqrt{s} = 14 \text{ TeV}$. We present results for the dominant background contributions after all selection criteria defining the SRL1 region have been applied, except $m_T^W > 120 \text{ GeV}$ (left) and $E_T^{\text{miss}} > 150 \text{ GeV}$ (right). Also shown are the spectra for the example signal scenarios of Section 2.1.

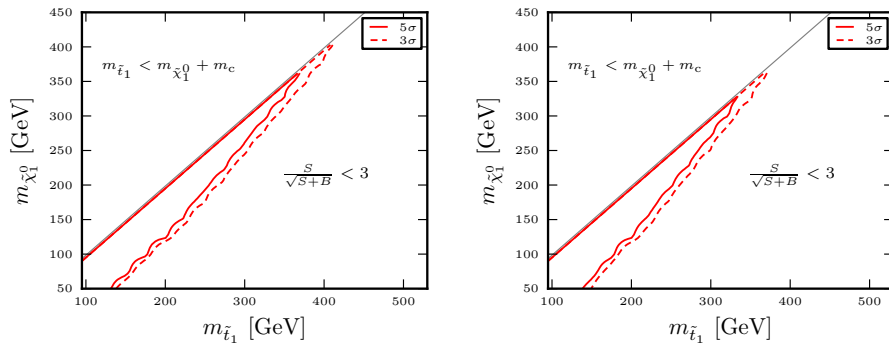


Fig. 2 LHC sensitivity to a leptonically decaying monotop signal induced by a compressed supersymmetric scenario, adopting either the SRL1 (left) or SRL2 (right) search strategy. Results are shown in the $(m_{\tilde{t}_1}, m_{\tilde{\chi}_1^0})$ plane for $(\tilde{t}_1, t, \tilde{g})$ production in scenarios featuring $m_{\tilde{t}_1} = m_{\tilde{g}}$. Results are based on the simulation of 300 fb^{-1} of LHC collisions at a centre-of-mass energy of $\sqrt{s} = 14 \text{ TeV}$.

an example low mass scenario where the gaugino produced is instead the lightest neutralino. The SRL1 analysis strategy is illustrated in Figure 1 where we present the m_T^W (left panel) and E_T^{miss} (right panel) distributions after applying all SRL1 selection requirements, except $m_T^W > 120 \text{ GeV}$ and $E_T^{\text{miss}} > 150 \text{ GeV}$ respectively. We show results for the two considered signal scenarios and the prevailing components of the Standard Model background, *i.e.* for $t\bar{t}$, tW and single-top (in the s - and t -channel) production.

The m_T^W distribution for the background exhibits a peak in the region $m_T^W \simeq 80 \text{ GeV}$, which corresponds to events in which both the lepton and all the missing transverse momentum originate from a W -boson decay. In contrast, both signal distributions feature a suppression for $m_T^W < 120 \text{ GeV}$, which motivates the m_T^W selection criterion of the SRL1 strategy. In spite of the large number of remaining background events, the sensitivity of the SRL1 analysis to the high mass $(\tilde{t}_1, t, \tilde{g})$ and low mass $(\tilde{t}_1, t, \tilde{\chi}_1^0)$ signal scenarios reaches 36σ and 14σ respectively. The SRL1 search strategy having been designed to probe higher mass spectra, is by construction less sensitive to lower neutralino masses where the smaller neutralino mass yields comparatively less E_T^{miss} , as depicted on the right panel of Figure 1. This drop in the sensitivity is alleviated through the inclusion of the SRL2 analysis strat-

egy. Accordingly, SRL2 exhibits a reduced sensitivity to the high mass benchmark point of 29σ . The sensitivity to the lower mass $(\tilde{t}_1, t, \tilde{\chi}_1^0)$ example scenario is also slightly reduced to 13σ . However, it has been confirmed that in even less compressed scenarios the sensitivity of the SRL2 analysis exceeds that of the SRL1 analysis, a feature that is evident in the discovery bounds presented in Figure 3.

To study more extensively the LHC sensitivity to different supersymmetric scenarios featuring small mass gaps among the lightest superpartners, we scan in the $(m_{\tilde{t}_1}, m_{\tilde{\chi}_1^0})$ plane, enforcing $m_{\tilde{t}_1} = m_{\tilde{g}}$ for the $(\tilde{t}_1, t, \tilde{g})$ production signal scenario, and derive contours corresponding to different observation boundaries. The 5σ and 3σ regions for top quark, top squark and gluino production are respectively shown by solid and dashed red lines in Figure 2 where we present the independent contributions of the SRL1 (left panel) and SRL2 (right panel) search strategies. Equivalent boundaries are shown in Figure 3 for the case of direct neutralino production in association with a top and stop. As a result of the design, the SRL1 analysis is found to be more sensitive to higher mass setups for both signal scenarios. The SRL2 search strategy is more sensitive to scenarios featuring smaller superpartner masses and possibly less compressed spectra, as can be seen for both $(\tilde{t}_1, t, \tilde{g})$ and $(\tilde{t}_1, t, \tilde{\chi}_1^0)$ pro-

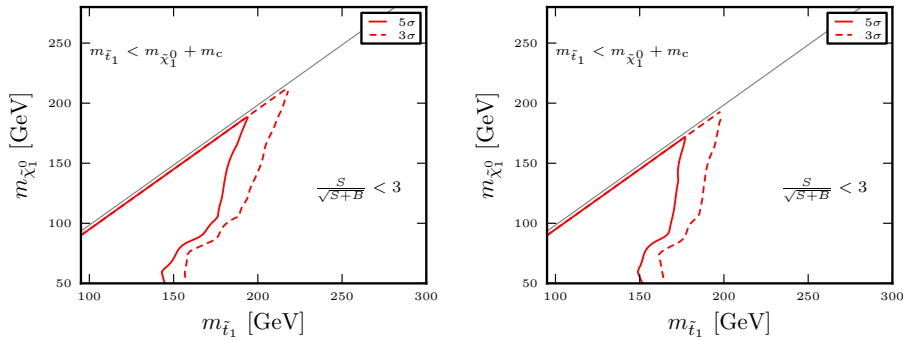


Fig. 3 LHC sensitivity to a leptonically decaying monotop signal induced by a compressed supersymmetric scenario, adopting either the SRL1 (left) or SRL2 (right) search strategy. Results are shown in the $(m_{\tilde{t}_1}, m_{\tilde{\chi}_1^0})$ plane for $(\tilde{t}_1, t, \tilde{\chi}_1^0)$ production with 300 fb^{-1} of LHC collisions at a centre-of-mass energy of $\sqrt{s} = 14 \text{ TeV}$.

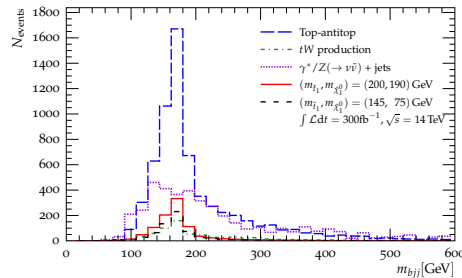


Fig. 4 Distribution of the invariant mass of the reconstructed top quark m_{bjj} , normalized to 300 fb^{-1} of LHC collisions at a centre-of-mass energy of $\sqrt{s} = 14 \text{ TeV}$. We present results for the dominant background contributions after all selection criteria defining the SRH2 region have been applied, except $m_{bjj} \in [100, 200] \text{ GeV}$. Also shown are the spectra for the example signal scenarios of Section 2.1.

duction with the latter exhibiting a more significant improvement in the less compressed regions of parameter space.

4.2 Hadronic monotops

We again focus on the high mass and low mass example scenarios of Section 2.1 and apply the hadronic monotop selection requirements outlined in Section 3.3. The number of signal events populating the SRH1 and SRH2 regions are presented in the fifth and sixth columns of Table 1, together with the different background contributions. The results indicate that the Standard Model background is largely comprised of events originating from $t\bar{t}$, γ^*/Z -boson plus jets, tW and W -boson plus light-jet production for both search regions.

Our hadronic monotop selection strategy is illustrated in Figure 4 where we show the distribution in the invariant-mass of the reconstructed top quark after applying all SRH2 requirements, except the one on m_{bjj} , for the two considered signal scenarios and the dominant background sources⁶.

⁶In principle, the subdominant W -boson plus light-jet results should also be represented. However, only a very small fraction of the $\sim 10^8$ simulated events have passed all selection criteria, so that after normalizing to the large associated total cross section and an integrated lumi-

Imposing the constraint $m_{bjj} \in [100, 200] \text{ GeV}$ will retain the majority of the signal events while reducing the number of background events, particularly in the case of γ^*/Z plus jets production for which the distribution does not peak significantly at the top mass. As such, after applying this final selection criteria the sensitivity of the SRH2 strategy to the high mass $(\tilde{t}_1, t, \tilde{g})$ and low mass $(\tilde{t}_1, t, \tilde{\chi}_1^0)$ signal benchmark points is found to be 38σ and 26σ respectively. The SRH1 strategy being in contrast dedicated to higher mass setups, its sensitivity to the high mass scenario is found to be significantly improved and reaches 45σ , whilst it drops slightly to 25σ for the low mass example.

As in Section 4.1, we perform a scan in the $(m_{\tilde{t}_1}, m_{\tilde{\chi}_1^0})$ plane, with the equality $m_{\tilde{t}_1} = m_{\tilde{g}}$ enforced for the case of $(\tilde{t}_1, t, \tilde{g})$ production. The results are given in Figures 5 and 6 where we show the 5σ and 3σ contours found after applying the SRH1 (left panel) and SRH2 (right panel) search strategies for $(\tilde{t}_1, t, \tilde{g})$ and $(\tilde{t}_1, t, \tilde{\chi}_1^0)$ production respectively. By design, the SRH1 analysis presents an enhanced sensitivity to compressed scenarios featuring large superparticle masses while the SRH2 strategy is instead more tuned to situations exhibiting smaller superparticle masses, with a

ness of 300 fb^{-1} the resulting statistical uncertainty is important. The W -boson plus light-jets curve has therefore been omitted.

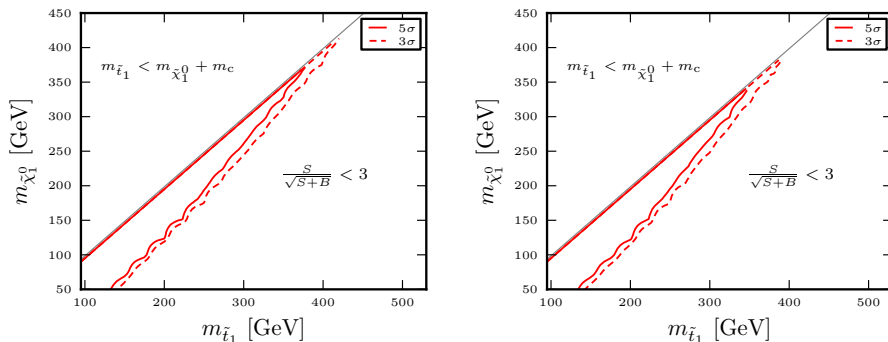


Fig. 5 Same as Figure 2 but for the SRH1 (left) and SRH2 (right) search strategies.

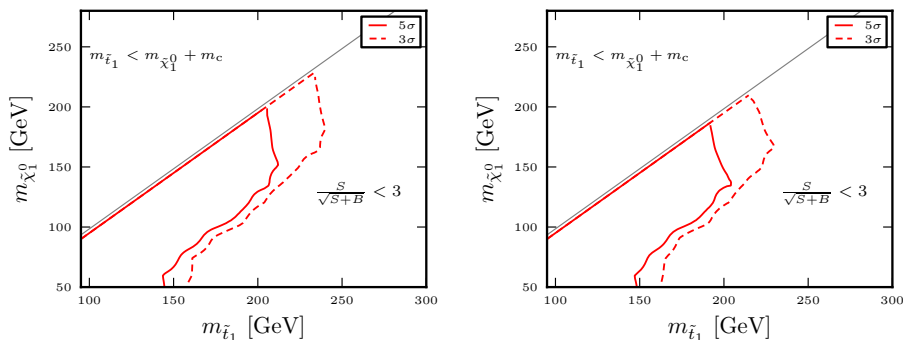


Fig. 6 Same as Figure 3 but for the SRH1 (left) and SRH2 (right) search strategies.

possibly less compressed spectrum. The reach of SRH2 improves over the that of SRH1 in the low mass region of the parameter space for the case of $(\tilde{t}_1, t, \tilde{\chi}_1^0)$ production. However, no significant extension of the observation boundaries is seen in the case of $(\tilde{t}_1, t, \tilde{g})$ production in Figure 5.

Finally, we note that the contours derived by considering hadronic monotonp decays in $(\tilde{t}_1, t, \tilde{g})$ production exceed the limits set by the leptonic monotonp search strategies in all regions of the $(m_{\tilde{t}_1}, m_{\tilde{\chi}_1^0})$ plane. For the case of $(\tilde{t}_1, t, \tilde{\chi}_1^0)$ production, hadronic monotonp decays provide the most extensive reach in high mass scenarios, while considering leptonic decays leads to more stringent limits in low mass and less compressed regions of the $(m_{\tilde{t}_1}, m_{\tilde{\chi}_1^0})$ plane.

4.3 Comparison to existing bounds

For the signal scenario in which a gluino is produced in association with the top squark and top quark, the search strategies presented here have the capability of discovering a significant region of the $(m_{\tilde{t}_1}, m_{\tilde{\chi}_1^0})$ plane. However, these scenarios are in fact already excluded. By requiring $m_{\tilde{g}} = m_{\tilde{t}_1}$ the signal is subject to constraints derived from direct LHC searches for light gluinos [63, 64]. These rule out at the 95% confidence level the existence of gluinos with mass less than $\mathcal{O}(600)$ GeV in highly compressed scenarios. Even with

300 fb^{-1} of LHC collisions at a centre-of-mass energy of $\sqrt{s} = 14$ TeV, our monotonp based search strategy does not have comparable sensitivity to these higher mass gluino scenarios.

For our second signal scenario in which a top squark and top quark are produced in association with the lightest neutralino, the gluino mass bounds are no longer applicable. As such, we investigate whether the monotonp based search strategy presented here can place competitive exclusion limits when compared with more traditional approaches that search for monojets or make use of charm-flavour identification techniques. To do so, we approximate the 95% CL exclusion limit of our search strategy with the 2σ discovery bound and plot this contour in the left-hand panel of Figure 7 for the combined hadronic monotonp search strategies⁷. Superimposed on Figure 7 are the current 95% CL exclusion limits set by the ATLAS [3] and CMS [66] collaborations. We observe that our monotonp based search strategy can provide comparable exclusion bounds in the region with $m_{\tilde{t}_1} < m_{\tilde{\chi}_1^0} + m_b + m_W$ and exceed the existing limits in the region with $m_{\tilde{t}_1} \approx m_{\tilde{\chi}_1^0} + m_b + m_W$ and $m_{\tilde{t}_1} \lesssim 210$ GeV. However, we note that our bounds make use of 300 fb^{-1} of LHC

⁷We find in this case that the discovery bounds derived from studying hadronic monotonp decays exceed those arising from leptonic decaying monotonp searches in all regions of the parameter space.

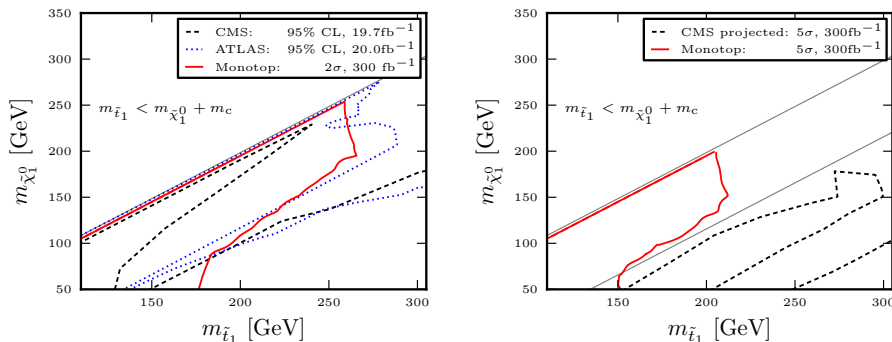


Fig. 7 Left: Comparison of the current 95% CL exclusion boundaries set by the ATLAS and CMS collaborations with $\mathcal{O}(20)$ fb $^{-1}$ of data recorded at $\sqrt{s} = 8$ TeV and the 2σ sensitivity of the LHC to a monotop signal arising from $(\tilde{t}_1, t, \tilde{\chi}_1^0)$ production for 300 fb $^{-1}$ of LHC collisions at a centre-of-mass energy of $\sqrt{s} = 14$ TeV. Right: Comparison of the 5σ sensitivity of the LHC to hadronically and leptonically decaying monotop signals arising from $(\tilde{t}_1, t, \tilde{\chi}_1^0)$ production and the extrapolated 5σ discovery bound derived from a CMS search for stops in events with electrons and muons [65]. Both results correspond to 300 fb $^{-1}$ of LHC data at $\sqrt{s} = 14$ TeV.

data at $\sqrt{s} = 14$ TeV while the existing limits are based on $\mathcal{O}(20)$ fb $^{-1}$ of data recorded at $\sqrt{s} = 8$ TeV.

The right-hand panel of Figure 7 instead shows a comparison between the 5σ discovery reach of our monotop analysis⁸ and the 5σ discovery boundary arising from a CMS search for top squarks in events with final-state electrons or muons [65], extrapolated to 300 fb $^{-1}$ of LHC data taken at $\sqrt{s} = 14$ TeV [67]. For the latter, we show the boundary corresponding to the less conservative scenario in which the uncertainty on the background is assumed to be dominated by the statistical precision. Here we observe that the monotop analysis sets stronger limits in the region $m_{\tilde{t}_1} \approx m_{\tilde{\chi}_1^0} + m_b + m_W$ for $m_{\tilde{t}_1} \lesssim 150$ GeV. However, the comparison is again not ideal given that extrapolated boundaries are not available for the search strategies which set the most stringent limits in the compressed regions of phase space with $\sqrt{s} = 8$ TeV data.

5 Conclusions

We have investigated the feasibility of using monotop probes to get a handle on supersymmetric scenarios featuring a compressed spectrum. We have considered the production of a pair of superparticles in association with a top quark from proton-proton collisions at a centre-of-mass energy of 14 TeV. The supersymmetric spectrum being compressed, both superpartners decay into missing energy carried by the lightest supersymmetric particle and a collection of objects too soft to be reconstructed. The resulting new physics signal consequently consists of a monotop signature.

⁸We show the result obtained by combining the hadronic and leptonic monotop search strategies in the most naive way, making use of the most sensitive search strategy at each parameter space point. While a more sophisticated combination might further expand the observation boundaries, our approach provides a conservative estimate.

Both the leptonic and hadronic decays of the top quark have been investigated and two pairs of analysis strategies, respectively dedicated to the low and high mass regions of the parameter space, have been designed.

We have shown that monotop signals arising from the production of a top squark, a top quark and a gluino in a compressed supersymmetric setup are in principle reachable with 5σ sensitivity at the future run II of the LHC with a luminosity of 300 fb $^{-1}$ in the case where the top squark and gluino masses are below 380 GeV. However, we find the monotop based search strategy is not competitive with current bounds set by direct searches for light gluinos.

Additionally, we have studied the production of a top squark and top quark in association with the lightest neutralino. In this case, 5σ sensitivity is obtained for compressed scenarios with $m_{\tilde{t}_1} \lesssim 200$ GeV and also in the region $m_{\tilde{t}_1} \approx m_{\tilde{\chi}_1^0} + m_b + m_W$ for $m_{\tilde{t}_1} \lesssim 150$ GeV. The latter region is not excluded by any existing extrapolations of current searches to 300 fb $^{-1}$ of $\sqrt{s} = 14$ TeV data.

Acknowledgements We are grateful to the organizers of the 2013 Les Houches *Physics at TeV Colliders* workshop where this work has been initiated, as well as to Filip Moortgat for enlightening discussions. The work of BF has been partially supported by the Theory-LHC France initiative of the CNRS/IN2P3. AW and PR acknowledge the support of the European Union via MCNet, PITN-GA-2012-315877 and the Science and Technology Facilities Council.

References

1. H. P. Nilles, Phys.Rept. **110**, 1 (1984)
2. H. E. Haber, G. L. Kane, Phys.Rept. **117**, 75 (1985), [UM-HE-TH-83-17](#), [SCIPP-85-47](#)
3. <https://twiki.cern.ch/twiki/bin/view/AtlasPublic/SupersymmetryPublicResults>

4. <https://twiki.cern.ch/twiki/bin/view/CMSPublic/PhysicsResultsSUS>
5. <https://twiki.cern.ch/twiki/bin/view/AtlasPublic/MissingEtTriggerPublicResults>
6. Private Communication
7. D. S. Alves, E. Izaguirre, J. G. Wacker, Phys.Lett. **B702**, 64 (2011), [1008.0407](#)
8. T. J. LeCompte, S. P. Martin, Phys.Rev. **D84**, 015004 (2011), [1105.4304](#)
9. T. J. LeCompte, S. P. Martin, Phys.Rev. **D85**, 035023 (2012), [1111.6897](#)
10. E. Alvarez, Y. Bai, JHEP **1208**, 003 (2012), [1204.5182](#)
11. H. K. Dreiner, M. Kramer, J. Tattersall, Europhys.Lett. **99**, 61001 (2012), [1207.1613](#)
12. B. Bhattacharjee, K. Ghosh (2012), [1207.6289](#)
13. H. Dreiner, M. Kramer, J. Tattersall, Phys.Rev. **D87**, 3, 035006 (2013), [1211.4981](#)
14. D. Ghosh, Phys.Rev. **D88**, 115013 (2013), [1308.0320](#)
15. G. Belanger, D. Ghosh, R. Godbole, et al., Phys.Rev. **D89**, 015003 (2014), [1308.6484](#)
16. B. Dutta, W. Flanagan, A. Gurrola, et al. (2013), [1312.1348](#)
17. B. Bhattacharjee, A. Choudhury, K. Ghosh, et al., Phys.Rev. **D89**, 037702 (2014), [1308.1526](#)
18. P. Schwaller, J. Zurita, JHEP **1403**, 060 (2014), [1312.7350](#)
19. F. F. Deppisch, N. Desai, T. E. Gonzalo, Front.Phys. **2**, 00027 (2014), [1403.2312](#)
20. J. Andrea, B. Fuks, F. Maltoni, Phys.Rev. **D84**, 074025 (2011), [1106.6199](#)
21. J. F. Kamenik, J. Zupan, Phys.Rev. **D84**, 111502 (2011), [1107.0623](#)
22. J. Wang, C. S. Li, D. Y. Shao, et al., Phys.Rev. **D86**, 034008 (2012), [1109.5963](#)
23. B. Fuks, Int.J.Mod.Phys. **A27**, 1230007 (2012), [1202.4769](#)
24. E. Alvarez, E. C. Leskow, J. Drobnak, et al., Phys.Rev. **D89**, 014016 (2014), [1310.7600](#)
25. J.-L. Agram, J. Andrea, M. Buttignol, et al., Phys.Rev. **D89**, 014028 (2014), [1311.6478](#)
26. I. Boucheneb, G. Cacciapaglia, A. Deandrea, et al., JHEP **1501**, 017 (2015), [1407.7529](#)
27. T. Aaltonen, et al. (CDF), Phys.Rev.Lett. **108**, 201802 (2012), [1202.5653](#)
28. CMS (2014), [CMS-PAS-B2G-12-022](#)
29. V. Khachatryan, et al. (CMS) (2014), [1410.1149](#)
30. G. Aad, et al. (ATLAS), Eur.Phys.J. **C75**, 2, 79 (2015), [1410.5404](#)
31. G. Bozzi, B. Fuks, B. Herrmann, et al., Nucl.Phys. **B787**, 1 (2007), [0704.1826](#)
32. B. Fuks, B. Herrmann, M. Klasen, Nucl.Phys. **B810**, 266 (2009), [0808.1104](#)
33. B. Fuks, B. Herrmann, M. Klasen, Phys.Rev. **D86**, 015002 (2012), [1112.4838](#)
34. N. D. Christensen, P. de Aquino, C. Degrande, et al., Eur.Phys.J. **C71**, 1541 (2011), [0906.2474](#)
35. C. Duhr, B. Fuks, Comput.Phys.Commun. **182**, 2404 (2011), [1102.4191](#)
36. C. Degrande, C. Duhr, B. Fuks, et al., Comput.Phys.Commun. **183**, 1201 (2012), [1108.2040](#)
37. A. Alloul, N. D. Christensen, C. Degrande, et al., Comput.Phys.Commun. **185**, 2250 (2014), [1310.1921](#)
38. J. Alwall, R. Frederix, S. Frixione, et al., JHEP **1407**, 079 (2014)
39. J. Pumplin, D. Stump, J. Huston, et al., JHEP **0207**, 012 (2002), [hep-ph/0201195](#)
40. M. Bahr, S. Gieseke, M. Gigg, et al., Eur.Phys.J. **C58**, 639 (2008), [0803.0883](#)
41. J. Bellm, S. Gieseke, D. Grellscheid, et al. (2013), [1310.6877](#)
42. C. Degrande, B. Fuks, V. Hirschi, et al. (2014), [1412.5589](#)
43. P. Nason, JHEP **0411**, 040 (2004), [hep-ph/0409146](#)
44. S. Frixione, P. Nason, C. Oleari, JHEP **0711**, 070 (2007), [0709.2092](#)
45. S. Alioli, P. Nason, C. Oleari, et al., JHEP **1006**, 043 (2010), [1002.2581](#)
46. S. Frixione, P. Nason, G. Ridolfi, JHEP **0709**, 126 (2007), [0707.3088](#)
47. K. Hamilton, P. Richardson, J. Tully, JHEP **0810**, 015 (2008), [0806.0290](#)
48. S. Alioli, P. Nason, C. Oleari, et al., JHEP **0909**, 111 (2009), [0907.4076](#)
49. E. Re, Eur.Phys.J. **C71**, 1547 (2011), [1009.2450](#)
50. S. Frixione, E. Laenen, P. Motylinski, et al., JHEP **0807**, 029 (2008), [0805.3067](#)
51. T. Gleisberg, S. Hoeche, F. Krauss, et al., JHEP **0402**, 056 (2004), [hep-ph/0311263](#)
52. T. Gleisberg, S. Hoeche, F. Krauss, et al., JHEP **0902**, 007 (2009), [0811.4622](#)
53. K. Hamilton, P. Nason, JHEP **1006**, 039 (2010), [1004.1764](#)
54. S. Hoche, F. Krauss, M. Schonherr, et al., JHEP **1108**, 123 (2011), [1009.1127](#)
55. K. Hamilton, JHEP **1101**, 009 (2011), [1009.5391](#)
56. G. Aad, et al. (ATLAS), Phys.Lett. **B717**, 330 (2012), [1205.3130](#)
57. M. Cacciari, G. P. Salam, G. Soyez, JHEP **0804**, 063 (2008), [0802.1189](#)
58. M. Cacciari, G. P. Salam, G. Soyez, Eur.Phys.J. **C72**, 1896 (2012), [1111.6097](#)
59. ATLAS (2011), [ATLAS-CONF-2011-089](#), [ATLAS-COM-CONF-2011-082](#)
60. G. Aad, et al. (ATLAS), Eur.Phys.J. **C72**, 2173 (2012), [1208.1390](#)

-
61. S. Chatrchyan, et al. (CMS), Eur.Phys.J. **C73**, 2283 (2013), [1210.7544](#)
62. B. Radics [CERN-THESIS-2010-237](#), [BONN-IR-2010-14](#)
63. G. Aad, et al. (ATLAS Collaboration) (2014), [1405.7875](#)
64. S. Chatrchyan, et al. (CMS Collaboration), JHEP **1406**, 055 (2014), [1402.4770](#)
65. CMS (2013), [CMS-PAS-SUS-13-011](#)
66. C. Collaboration (CMS) (2014)
67. CMS (2013), [1307.7135](#)