

# Relaxation of isolated quantum systems beyond chaos

Ignacio García-Mata,<sup>1,2</sup> Augusto J. Roncaglia,<sup>3</sup> and Diego A. Wisniacki<sup>3</sup>

<sup>1</sup>*Instituto de Investigaciones Físicas de Mar del Plata (IFIMAR, CONICET),  
Universidad Nacional de Mar del Plata, Mar del Plata, Argentina.\**

<sup>2</sup>*Consejo Nacional de Investigaciones Científicas y Tecnológicas (CONICET), Argentina*

<sup>3</sup>*Departamento de Física “J. J. Giambiagi” and IFIBA, FCEyN, Universidad de Buenos Aires, 1428 Buenos Aires, Argentina  
(Dated: 12th August 2014 – submitted)*

In classical statistical mechanics there is a clear correlation between relaxation to equilibrium and chaos. In contrast, for isolated quantum systems this relation is – to say the least – fuzzy. In this work we try to unveil the intricate relation between the relaxation process and the transition from integrability to chaos. We study the approach to equilibrium in two different many body quantum systems that can be parametrically tuned from regular to chaotic. We show that a universal relation between relaxation and delocalization of the initial state in the perturbed basis can be established regardless of the chaotic nature of system.

PACS numbers: 05.30.-d, 05.45.Mt, 05.45.Pq

The second law is the cornerstone upon which the strength of thermodynamics lies [1]. It states that during a process, the entropy of an isolated system should increase. A process delivers an initial equilibrium state to another one, thus it is assumed that during the evolution for sufficiently long time an equilibrium state is achieved. In statistical mechanics relaxation can be formalised by the concept of weak mixing [2], a property that is accomplished by chaotic systems.

In quantum mechanics the situation is more subtle. First, there is no straightforward translation of the concept of classical chaos to the quantum realm. The definition of classical chaos depends on exponential separation of phase space trajectories and mixing [3]. These two notions in quantum systems are devoid of meaning. There are certainly other ways to define quantum chaos, mainly through spectral statistics [4] and properties of eigenfunctions [5]. The second reason is that the straightforward generalisation of classical entropy to quantum physics, the von Neumann entropy  $S_{\text{vN}} = -\text{Tr}(\rho \ln \rho)$ , is preserved for any process in closed systems. Thus it does not comply with the second law for systems out of equilibrium. For this reason alternative definitions of entropy have been proposed. One good candidate is the diagonal entropy (d-entropy) [6, 7], defined as

$$S_{\text{D}} = -\sum_n \rho_{nn} \ln \rho_{nn} \quad (1)$$

where  $\rho_{nn}$  are the diagonal elements of  $\rho$  in the energy eigenbasis. It is the Shannon entropy of the probability distribution corresponding to the energy measurement. If the density matrix is a convex combination of energy eigenstates, i.e. for stationary states, the d-entropy coincides with the  $S_{\text{vN}}$ . On the other hand,  $S_{\text{D}}$  increases for systems out of equilibrium, and satisfies most of the requirements of a thermodynamic entropy [6, 7].

The goal of this letter is to elucidate the approach to equilibrium of isolated quantum systems whose dynamics is governed by a Hamiltonian that can be tuned from integrable to chaotic. We consider relaxation in quenched dynamics, where a system in equilibrium is perturbed by a sudden change in

the Hamiltonian. The process of relaxation is studied by considering the evolution of the Shannon entropy in the initial equilibrium basis. This is equivalent to consider the evolution of the diagonal entropy for a cyclic process whereby the original Hamiltonian is quenched at some initial time, then the system is left to evolve unitarily and finally a reversion of the original quench is applied. We consider that the quench is implemented by a sudden change of the (chaos) tuning parameter. Relaxation is then characterized by increasing entropy and vanishing fluctuations. Within such framework, extensive numerical simulations were done using two different many body systems: the paradigmatic Dicke model [8] and a spin chain with nearest-neighbor and next-nearest-neighbor couplings. In the Dicke model the coupling between field and global spin controls the transition to chaos, while in the spin system this is achieved by tuning the next-nearest-neighbor couplings. At equilibrium, the d-entropy becomes (approximately) constant and the fluctuations of the d-entropy tend to be negligible. Although a one to one correlation between chaos and relaxation is to be expected, for initial states corresponding to large energy eigenstates, we observe that relaxation is achieved before the transition from integrable to chaotic. On the other hand, at equilibrium the initial state spreads over the perturbed basis, thus becoming increasingly delocalized [9]. Therefore, delocalization (or quantum ergodicity [10]), besides non-integrability, is a key feature for a system to reach quantum equilibrium. We show – numerically – that there is a universal relation linking the d-entropy at equilibrium with the inverse participation ratio, which is a measure of the localization properties.

We consider the following process. The system starts at an initial state  $\rho_0$  in equilibrium with Hamiltonian  $H$  that is subject to the following operation: at  $t = 0$  an initial quench is applied and the system evolves unitarily with a time-independent hamiltonian  $H'$ , finally at time  $t = \tau$  a quench changes the hamiltonian to  $H''$ . For simplicity, let us consider a cyclic operation:  $H = H''$ . If the initial state is pure, e.g. an eigenstate of the initial hamiltonian  $\rho_0 = |n_0\rangle\langle n_0|$ , the state of the system at time  $\tau$  is  $\rho(\tau) = e^{-iH'\tau}\rho_0 e^{iH'\tau}$ . It follows from the defini-

tion that for time-independent hamiltonians the d-entropy is constant in time, thus in this case it will only depend on the time of the final quench  $\tau$ . Given that the Hamiltonian for  $t \geq \tau$  is  $H$ , the d-entropy at time  $\tau$  is

$$S_D(\tau) = -\sum_n C_n(\tau) \ln C_n(\tau). \quad (2)$$

where  $C_n(\tau) = \langle n | \rho(\tau) | n \rangle = |\langle n | e^{-iH'\tau} | n_0 \rangle|^2$ , and  $|n\rangle$  is an eigenstate of  $H$ . The d-entropy satisfies the second law for typical operational times, that is, after the quench it grows and after an equilibration-timescale it stabilizes to a constant value. Since the d-entropy is a non-linear function of the density matrix, its time-average is not equal to the d-entropy of the time-averaged state  $S_{\text{dec}}$ . If the time-averaged state is  $\rho_{\text{dec}} = \overline{\rho(\tau)}$ , where  $\overline{f(\tau)} \equiv \lim_{T \rightarrow \infty} T^{-1} \int_0^T d\tau f(\tau)$ , then  $S_{\text{dec}} = -\sum_n \mu_n \ln \mu_n$  with  $\mu_n = \langle n | \rho_{\text{dec}} | n \rangle$ . Recently it was conjectured [11] that the relaxation to equilibrium is reflected in the following sub-extensive correction to the time-average of the d-entropy

$$S_{\text{dec}} - \overline{S_D(\tau)} \leq 1 - \gamma \quad (3)$$

where  $\gamma = 0.5772\dots$  is Euler's constant, provided the initial state is pure. As a consequence, the equilibrium condition will also be reflected in the fluctuations of  $S_{\text{dec}} - \overline{S_D(\tau)}$ , which should decrease to a minimum. To shed light on the relation between the transition from integrability to chaos and the relaxation process, we study the d-entropy after a quench process is implemented on quantum systems where the interaction strength plays the role of integrability parameter.

We start with the paradigmatic Dicke model (DM) [8]. It is especially known for its quantum phase transition to a superradiant phase [12] that has been observed recently with a superfluid gas in an optical cavity [13]. The single mode DM describes the (dipole) interaction between an ensemble of  $N$  two-level atoms with level splitting  $\omega_0$  and a single mode of a bosonic field of frequency  $\omega$ :

$$H(\lambda) = \omega_0 J_z + \omega a^\dagger a + \frac{\lambda}{\sqrt{2j}} (a^\dagger + a)(J_+ + J_-) \quad (4)$$

where  $\lambda$  is the coupling constant. Here  $J_z$  and  $J_\pm$  are collective angular momentum operators for a pseudospin of length  $j = N/2$ , and  $a$  ( $a^\dagger$ ) are the bosonic annihilation (creation) operators of the field. In the thermodynamic limit ( $N \rightarrow \infty$ ) there is a superradiant phase transition [12] at  $\lambda_c = \sqrt{\omega_0 \omega}/2$ . For finite  $N$  there is also a transition at  $\lambda \approx \lambda_c$  from quasi-integrability, where level spacing statistics is Poissonian, to quantum chaos, with typical Wigner-Dyson distribution [14]. Interestingly, the chaotic behavior could also be verified using a semiclassical model [15]. We consider  $\omega = \omega_0 = 1$  so that  $\lambda_c = 0.5$  and  $\hbar = 1$ . The Dicke Hamiltonian is invariant under parity transformations so we will constrain our calculations to the even subspace.

We consider the behavior of the d-entropy for different quenches, where an initial hamiltonian  $H = H(\lambda_0)$  is perturbed by  $H' = H(\lambda_0 + \delta\lambda)$ , with  $\delta\lambda$  is the quench amplitude.

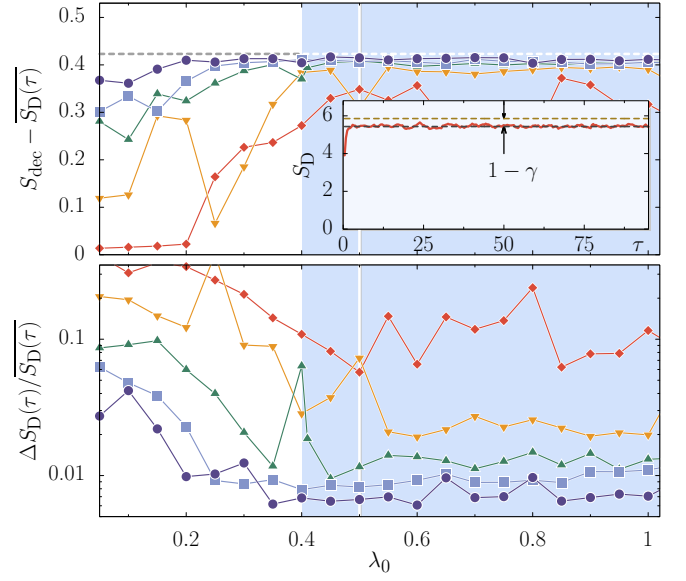


FIG. 1. Top:  $S_{\text{dec}} - \overline{S_D(\tau)}$ . Bottom: Averaged fluctuations of  $S_D(\tau)$  as a function of  $\lambda_0$ , with  $\delta\lambda = 0.1$ . The vertical (solid) line marks the transition to chaotic behavior at  $\lambda_c = 0.5$ . The shaded area marks the region where at least one Hamiltonian ( $H(\lambda_0)$  or  $H(\lambda_0 + \delta\lambda)$ ) corresponds to chaotic dynamics. The horizontal dashed line marks universal value  $1 - \gamma \approx 0.423$ . The symbols correspond to different initial states  $|n\rangle$  ( $H|n\rangle = E_n|n\rangle$ ): ( $\diamond$ )  $|10\rangle$ ; ( $\nabla$ )  $|100\rangle$ ; ( $\triangle$ )  $|500\rangle$ ; ( $\square$ )  $|1000\rangle$ ; ( $\circ$ )  $|2000\rangle$ . Inset: the dashed/green line on top marks  $S_{\text{dec}}$  while the dashed/gray line marks  $S_{\text{dec}} - 1 + \gamma$ . DM with  $J = 20$ ,  $\lambda = 0.65$  ( $n_{\text{max}} = 250$ ) energy  $E_{501}$ . The arrows indicate the distance  $S_{\text{dec}} - S_D(\tau) \approx 1 - \gamma = 0.4228\dots$

We did straightforward diagonalization in the Fock basis (taking parity into account). The phonon basis was truncated at a value  $n_{\text{max}} \sim 250$ . The typical behavior of the d-entropy as a function of  $\tau$  (for  $\lambda_0 > \lambda_c$ ) can be seen in the inset of Fig. 1, for the DM ( $\lambda_0 = 0.65$ ,  $\delta\lambda = 0.1$ ). After a short period of time the d-entropy settles approximately to a constant value. The difference with  $S_{\text{dec}}$  is marked by the arrows and is exactly given by Eq. (3).

We now systematically change the parameter  $\lambda_0$ , leaving fixed  $\delta\lambda = 0.1$  [16] and compute  $S_D(\tau)$  for different initial states  $|n\rangle$  (where  $H|n\rangle = E_n|n\rangle$ ). Then we evaluated the time-average  $\overline{S_D(\tau)} = \sum_{\tau}^{\tau+\delta\tau} S_D(\tau) / n_{\text{steps}}$  (where  $n_{\text{steps}}$  is the number of equally spaced time steps) and variance  $\Delta S_D(\tau)$  of the time average. The time window is defined by  $[\tau, \tau + \delta\tau]$ , where  $\tau$  is much larger than the short time scale,  $\delta\tau \sim 250$ , and is subdivided into 1000 time steps. In Fig. 1 (top)  $S_{\text{dec}} - \overline{S_D(\tau)}$  is displayed as a function of  $\lambda_0$ . Our data show that as the strength of the interaction term increases, rendering the system more chaotic,  $S_{\text{dec}} - \overline{S_D(\tau)}$  tends to the bound given by Eq. (3). In addition, as the energy of the initial state increases,  $S_{\text{dec}} - \overline{S_D(\tau)}$  attains a value closer to the bound even for  $\lambda_0 < 0.5$  where the system is not chaotic. In Fig. 1 (bottom) we show the fluctuations  $\Delta S_D / \overline{S_D}$ , where  $(\Delta S_D)^2 = \overline{S_D(\tau)^2} - (\overline{S_D(\tau)})^2$ , for the same initial states. It is remarkable the relation between  $S_{\text{dec}} - \overline{S_D(\tau)}$  and its fluctua-

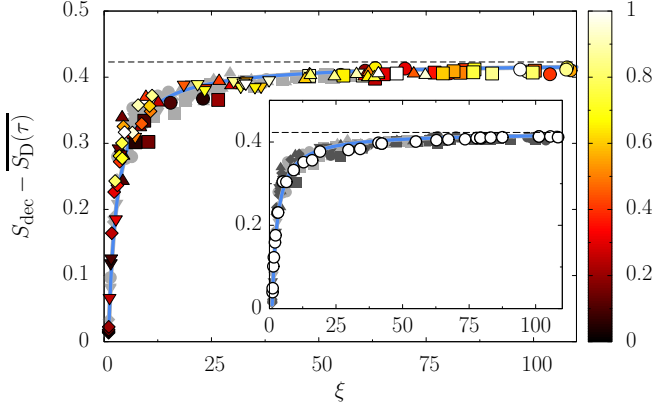


FIG. 2.  $S_{\text{dec}} - \overline{S_D(\tau)}$  as a function of  $\xi$  for different energy windows. In the main panel we show results for the DM with  $j = 20$ ,  $\lambda \leq 1.0$  and  $\delta\lambda = 0.1$  (truncation value is  $n_{\text{max}} = 250$ ). The color-box indicates the values of  $\lambda_0$ . The dashed, horizontal line marks the constant value  $1 - \gamma = 0.4228\dots$ . The symbols correspond different initial states: ( $\diamond$ )  $|10\rangle$ ; ( $\nabla$ )  $|100\rangle$ ; ( $\triangle$ )  $|500\rangle$ ; ( $\square$ )  $|1000\rangle$ ; ( $\circ$ )  $|2000\rangle$ ; light-gray symbols correspond to results for  $j = 10$ . The solid/blue curve is the approximating function  $(1 - \gamma)(\xi - 1)/(\xi + 1)$ . Inset: Same as in the main panel but for the spin model ( $\circ$ ) with  $\mu = 0.5$ ,  $\delta\lambda = 0.1$ . The gray symbols correspond to the DM results (light gray  $j = 10$ ; dark gray  $j = 20$ ).

tions: as  $S_{\text{dec}} - \overline{S_D(\tau)}$  gets closer to the bound the fluctuations are smaller. Thus, for initial eigenstates with low energy equilibration is hardly achieved.

Results in Fig. 1 suggest that there is a deep connection between three quantities:  $S_{\text{dec}} - \overline{S_D}$ , the energy of the initial state and  $\lambda_0$ . Equilibration of  $S_D$  as  $\lambda_0$  increases is expected since chaoticity also increases with  $\lambda_0$ . However, the behaviour observed for initial eigenstates far from the low energy region in the quasi-integrable regime is more unusual compared with classical systems. Interestingly, it is known that for quantum systems the complexity of the eigenstates also provides a mechanics for relaxation [17]. Indeed, we will show that there is a quantity that connects the equilibrium properties of  $S_D$  with the initial state and dynamics, namely the inverse participation ratio (IPR). The IPR of an initial state  $|n(\lambda)\rangle$  in the perturbed basis is  $\xi = (\sum_m |\langle n(\lambda) | m(\lambda_0 + \delta\lambda) \rangle|^4)^{-1}$ . This quantity estimates the number of perturbed states contributing to a given unperturbed state [18–20]. In the main panel of Fig. 2 we show  $S_{\text{dec}} - \overline{S_D(\tau)}$  as a function of  $\xi$  for the DM with  $\delta\lambda = 0.1$  (time window is  $[\tau_0, \tau_0 + 250]$  with  $\tau_0 = 10^7$ ). It is remarkable that all the data from Fig. 1 collapse into a single curve for all energy windows and different values of  $\lambda_0$ , represented by different colors. It also tell us that when  $\overline{S_D}$  attains the bound, the fluctuations become very small implying equilibration of the d-entropy. It is clear that, as shown in Fig. 1, for large enough energies equilibration takes place below the transition value ( $\lambda_c$  or  $\lambda_c - \delta\lambda = 0.4$ ). A heuristic deduction of the universal curve can be obtained by looking at the extreme values. Large  $\xi$  values imply complete delocalization and therefore equilibration. In that case we see that the quan-

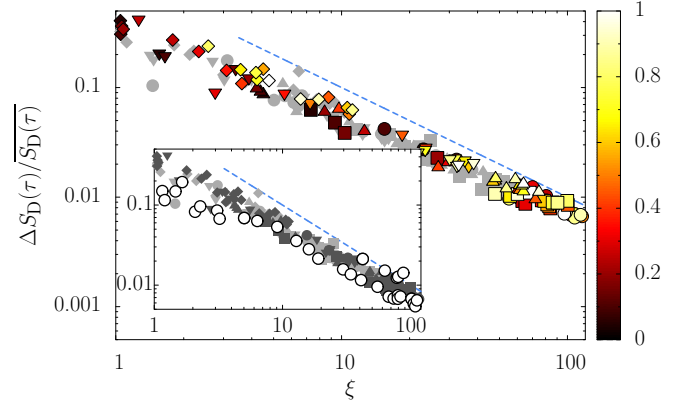


FIG. 3. (Color online) Main: fluctuations  $\Delta S_D / \overline{S_D(\tau)}$  as a function of  $\xi$  for the DM with same parameter values as Fig. 2. The color-box indicates the values of  $\lambda_0$ . The dashed/blue line is  $1/\xi$ . Inset: fluctuations for the spin model ( $\circ$ ); the gray symbols correspond to the DM results (light gray  $j = 10$ ; dark gray  $j = 20$ ).

tity  $S_{\text{dec}} - \overline{S_D(\tau)}$  tends to the universal value  $(1 - \gamma)$ . In the opposite limit, when the initial state is more localized, then  $S_{\text{dec}} \sim \overline{S_D(\tau)}$  with large fluctuations. The function that has both these limits and approximates well the numerical data is  $(1 - \gamma)(\xi - 1)/(\xi + 1)$ . In Fig. 3, we show that the fluctuations  $\Delta S_D / \overline{S_D}$  behave as expected. They tend to decrease as the system becomes more delocalized. The deep relation between fluctuations – albeit of a different quantity – and the IPR was already studied and established in [21].

In order to test the generality of our results we consider another model. A 1D system of spin 1/2 particles that interact through nearest neighbor (NN) couplings. The quench is implemented by introducing next-nearest neighbor (NNN) couplings [9]. The Hamiltonian of this spin model (SM) is given by

$$H(\lambda) = H_0 + \lambda V \quad (5)$$

$$H_0 = \sum_{i=1}^{L-1} J(S_i^x S_{i+1}^x + S_i^y S_{i+1}^y + \mu S_i^z S_{i+1}^z) \quad (6)$$

$$V = \sum_{i=0}^{L-2} J(S_i^x S_{i+2}^x + S_i^y S_{i+2}^y + \mu S_i^z S_{i+2}^z). \quad (7)$$

with  $L$  is the number of particles and  $S_i^{x,y,z} = \sigma_i^{x,y,z}/2$  are the spin operators, with  $\sigma_i^{x,y,z}$  the corresponding Pauli matrices. The main difference with the DM, is that this is a quantum many-body system that lacks a semiclassical equivalent. The parameter  $\lambda$  gives the NNN exchange with respect to the NN interaction in  $H_0$ . We have considered a subspace with  $L/3$  up spins and we fix  $\mu = 0.5$  and  $L = 15$ . Taking into account even parity the effective dimension is  $N \sim (1/2)L! / [(L/3)!(L-L/3)!]$ . A remarkable feature of this system is that for  $\lambda > 0.5$ , like the DM, the system starts showing signatures of quantum chaos (recognizable in the change of level spacing statistics) [9].

We have checked (data not shown) that the behavior of  $S_D(\tau)$ ,  $S_{\text{dec}} - \overline{S_D(\tau)}$  and the fluctuations as a function of  $\lambda_0$  are

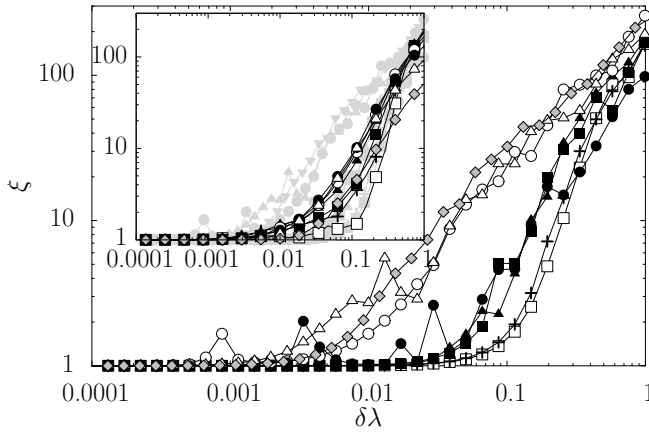


FIG. 4.  $\xi$  (IPR) as a function of  $\delta\lambda$  for the DM with  $j = 20$  ( $n_{\max} = 200$ ), initial state  $|100\rangle$ , and different values of  $\lambda_0$ . In the inset we show the same for the spin model with  $\mu = 0.5$ . In both cases the values of  $\lambda_0$  are: ( $\square$ ) 0.01, ( $+$ ) 0.1, ( $\blacksquare$ ) 0.2, ( $\blacktriangle$ ) 0.3, ( $\circ$ ) 0.4, ( $\bullet$ ) 0.5, ( $\triangle$ ) 0.7, ( $\diamond$ ) 1.0. The light-gray symbols in the inset correspond to the ones in the main panel (“eye guide”).

equivalent to those shown in Fig. 1 for the DM. Remarkably, in Fig. 2 one can observe that the data obtained for the SM superimposes almost perfectly with the results obtained with the DM (and the conjectured curve). Additionally, the fluctuations behave like  $1/\xi$  for both the DM and the SM as it can be observed in Fig. 3. The agreement is remarkable taking into account that both models differ significantly. We surmise that the IPR is the relevant figure of merit independently of the model and that the curve obtained can be conjectured to be universal.

We have shown – through the IPR – that the equilibration process depends on the spreading of the initial state over the perturbed basis rather than on the quantum chaos parameter. A related question that raises is what is the relation, if any, between the IPR and the transition from integrability to quantum chaos [20, 21]. For this reason, in Fig. 4 we show  $\xi$  as a function of the quench  $\delta\lambda$  for the DM (and the SM in the inset), and different values of the coupling parameter  $\lambda_0$ . Three different regimes can be distinguished. For very small  $\delta\lambda$ ,  $\xi$  remains very close to its initial value (unity). Actually looking at  $(\xi - 1)$  a quadratic regime is observed (not shown), which is expected from perturbation theory. On the other hand, for large values of  $\delta\lambda$ , the  $\xi$  saturates, and the curves for all coupling values collapse. The subtle behavior occurs for the small-to-intermediate values of  $\delta\lambda$ . We see in the chaotic regime,  $\xi$  starts to grow much earlier. However the slope in the power law is smaller than for the integrable regime. On the other hand, the integrable case, needs a much stronger quench to trigger the power law behavior. This behavior is not as clearly observed in the spin chain. This is probably related with the absence of a semiclassical limit for this system. However the definitive connection between the classical dynamics and the IPR remains to be understood and we leave the discussion for a future work [22].

To conclude, using the fact that the relaxation to equilibrium is reflected in the saturation of the sub-extensive correction to the mean d-entropy which is correlated with decreasing small fluctuations, we have shown that equilibration – in a cyclic process consisting of two instantaneous quenches – depends on the energy localization properties of the initial state, and not necessarily in the degree of chaoticity of the evolution. Our numerics were done using two systems which undergo a transition from integrable to chaotic, but they are fundamentally different since one of them does not have a semiclassical counterpart. We have found that for a wide range of parameters, there is a clear functional relation between equilibration (saturation of d-entropy) and localization (via the IPR). This, and the fact that the systems are fundamentally different, provides strong evidence that there is a universal relation between localization and relaxation, besides integrability.

**Acknowledgments.** I.G.M. and D.A.W. received support from ANPCyT (PICT 2010-1556), UBACyT, and CONICET (PIP 114-20110100048 and PIP 11220080100728). A.J.R. acknowledges support from CONICET and grants from ANPCyT (PICT 02843) and Ubacyt.

\* i.garcia-mata@conicet.gov.ar

- [1] H. B. Callen, *Thermodynamics and an introduction to thermostatistics* (John Wiley & Sons, 1985).
- [2] V. I. Arnold and A. Avez, *Ergodic Problems in Classical Mechanics* (Addison-Wesley, Reprint edition, 1989).
- [3] P. Gaspard, *Chaos, Scattering and Statistical Mechanics* (Cambridge Univ. Press, Cambridge, 1998).
- [4] O. Bohigas, M. J. Giannoni, and C. Schmit, Phys. Rev. Lett. **52**, 1 (1984).
- [5] F. Haake, *Quantum Signatures of Chaos* (Springer-Verlag, Berlin, 1991); H.-J. Stöckmann, *Quantum Chaos: An Introduction* (Cambridge University Press, 1999).
- [6] A. Polkovnikov, Ann. Phys. **326**, 486 (2011).
- [7] L. F. Santos, A. Polkovnikov, and M. Rigol, Phys. Rev. Lett. **107**, 040601 (2011).
- [8] R. H. Dicke, Phys. Rev. **93**, 99 (1954).
- [9] L. F. Santos, F. Borgonovi, and F. M. Izrailev, Phys. Rev. E **85**, 036209 (2012).
- [10] A. Polkovnikov, K. Sengupta, A. Silva, and M. Vengalattore, Rev. Mod. Phys. **83**, 863 (2011).
- [11] T. N. Ikeda, N. Sakumichi, A. Polkovnikov, and M. Ueda, arXiv:1303.5471.
- [12] K. Hepp and E. H. Lieb, Ann. Phys (NY) **76**, 360 (1973).
- [13] K. Baumann, G. Guerlin, F. Brennecke, and T. Esslinger, Nature **464**, 140604 (2010).
- [14] C. Emary and T. Brandes, Phys. Rev. Lett. **90**, 044101 (2003); Phys. Rev. E **67**, 066203 (2003).
- [15] A. Altland and F. Haake, Phys. Rev. Lett. **108**, 073601 (2012); New J. Phys. **14**, 073011 (2014).
- [16] We have checked that for other values of  $\delta\lambda$  the results are equivalent.
- [17] N. Linden, S. Popescu, A. J. Short, and A. Winter, Phys. Rev. E **79**, 061103 (2009).
- [18] Y. V. Fyodorov and A. D. Mirlin, Phys. Rev. B **52**, R11580 (1995).

- [19] Ph. Jacquod and D. L. Shepelyansky, Phys. Rev. Lett. **75**, 3501 (1995).
- [20] B. Georgeot and D. L. Shepelyansky, Phys. Rev. Lett. **79**, 4365 (1997).
- [21] C. Neuenhahn and F. Marquardt, Phys. Rev. E **85**, 060101 (2012).
- [22] I. García-Mata, A. J. Roncaglia, and D. A. Wisniacki, In preparation.