

Spin-Orbital Order Modified by Orbital Dilution in Transition Metal Oxides: From Spin Defects to Frustrated Spins Polarizing Host Orbitals

Wojciech Brzezicki,^{1,2} Andrzej M. Oleś,^{3,1} and Mario Cuoco²

¹*Marian Smoluchowski Institute of Physics, Jagiellonian University,
prof. S. Lojasiewicza 11, PL-30348 Kraków, Poland*

²*CNR-SPIN, IT-84084 Fisciano (SA), Italy, and*

Dipartimento di Fisica “E. R. Caianiello”, Università di Salerno, IT-84084 Fisciano (SA), Italy

³*Max-Planck-Institut für Festkörperforschung, Heisenbergstrasse 1, D-70569 Stuttgart, Germany*

(Dated: 24 December 2014)

We investigate the changes in spin and orbital patterns induced by magnetic transition metal ions without an orbital degree of freedom doped in a strongly correlated insulator with spin-orbital order. In this context we study the $3d$ ion substitution in $4d$ transition metal oxides in the case of $3d^3$ doping at either $3d^2$ or $4d^4$ sites which realizes *orbital dilution* in a Mott insulator. Although we concentrate on this doping case as it is known experimentally and more challenging than other oxides due to finite spin-orbit coupling, the conclusions are more general. We derive the effective $3d-4d$ (or $3d-3d$) superexchange in a Mott insulator with different ionic valencies, underlining the emerging structure of the spin-orbital coupling between the impurity and the host sites and demonstrate that it is qualitatively different from that encountered in the host itself. This derivation shows that the interaction between the host and the impurity depends in a crucial way on the type of doubly occupied t_{2g} orbital. One finds that in some cases, due to the quench of the orbital degree of freedom at the $3d$ impurity, the spin and orbital order within the host is drastically modified by doping. The impurity acts either as a spin defect accompanied by an orbital vacancy in the spin-orbital structure when the host-impurity coupling is weak, or it favors doubly occupied active orbitals (orbital polarons) along the $3d-4d$ bond leading to antiferromagnetic or ferromagnetic spin coupling. This competition between different magnetic couplings leads to quite different ground states. In particular, for the case of a finite and periodic $3d$ atom substitution, it leads to striped patterns either with alternating ferromagnetic/antiferromagnetic domains or with islands of saturated ferromagnetic order. We find that magnetic frustration and spin degeneracy can be lifted by the quantum orbital flips of the host but they are robust in special regions of the incommensurate phase diagram. Orbital quantum fluctuations modify quantitatively spin-orbital order imposed by superexchange. In contrast, the spin-orbit coupling can lead to anisotropic spin and orbital patterns along the symmetry directions and cause a radical modification of the order imposed by the spin-orbital superexchange. Our findings are expected to be of importance for future theoretical understanding of experimental results for $4d$ transition metal oxides doped with $3d^3$ ions. We suggest how the local or global changes of the spin-orbital order induced by such impurities could be detected experimentally.

PACS numbers: 75.25.Dk, 03.65.Ud, 64.70.Tg, 75.30.Et

I. INTRODUCTION

The studies of strongly correlated electrons in transition metal oxides (TMOs) focus traditionally on $3d$ materials [1], mainly because of high-temperature superconductivity discovered in cuprates and more recently in iron-pnictides, and because of colossal magnetoresistance manganites. The competition of different and complex types of order is ubiquitous in strongly correlated TMOs mainly due to coupled spin-charge-orbital where frustrated exchange competes with the kinetic energy of charge carriers. The best known example is spin-charge competition in cuprates, where spin, charge and superconducting orders intertwine [2] and stripe order emerges in the normal phase as a compromise between the magnetic and kinetic energy [3, 4]. Remarkable evolution of the stripe order under increasing doping is observed [5] and could be reproduced by the theory based on the extended Hubbard model [6]. Hole doping in cuprates corresponds to the removal of the spin degree of free-

dom. Similarly, hole doping in a simplest system with the orbital order in d^1 configuration removes locally orbital degrees of freedom and generates stripe phases which involve orbital polarons [7]. It was predicted recently that orbital domain walls in bilayer manganites should be partially charged as a result of competition between orbital-induced strain and Coulomb repulsion [8], which opens a new route towards charge-orbital physics in TMOs. We will show below that the stripe-like order may also occur in doped spin-orbital systems. These systems are very challenging and their doping leads to very complex and yet unexplored spin-orbital-charge phenomena [9].

A prerequisite to the phenomena with spin-orbital-charge coupled degrees of freedom is the understanding of undoped systems [10], where the low-energy physics and spin-orbital order are dictated by effective spin-orbital superexchange [11–13] and compete with spin-orbital quantum fluctuations [14–16]. Although ordered states occur in many cases, the most intriguing are quantum phases such as spin [17] or orbital [18] liquids. Re-

cent experiments on a copper oxide $\text{Ba}_3\text{CuSb}_2\text{O}_9$ [19, 20] have triggered renewed efforts in a fundamental search for a quantum spin-orbital liquid [21–24], where spin-orbital order is absent and electron spins are randomly choosing orbitals which they occupy. A signature of strong quantum effects in a spin-orbital system is a disordered state which persists down to very low temperatures. A good example of such a disordered spin-orbital liquid state is as well FeSc_2S_4 which does not order in spite of finite Curie-Weiss temperature $\Theta_{\text{CW}} = -45$ K [25], but shows instead signatures of quantum criticality [26, 27].

Spin-orbital interactions may be even more challenging — for instance previous attempts to find a spin-orbital liquid in the Kugel-Khomskii model [14] or in LiNiO_2 [28] turned out to be unsuccessful. In fact, in the former case certain types of exotic spin order arise as a consequence of frustrated and entangled spin-orbital interactions [29, 30], and a spin-orbital entangled resonating valence bond state was recently shown to be a quantum superposition of striped spin-singlet covering on a square lattice [31]. In contrast, spin and orbital superexchange have different energy scales and orbital interactions in LiNiO_2 are much stronger and dominated by frustration [32]. Hence the reasons behind the absence of magnetic long range order are more subtle [33]. In all these cases orbital fluctuations play a prominent role and spin-orbital entanglement [34] determines the ground state.

The role of charge carriers in spin-orbital systems is under very active investigation at present. In doped $\text{La}_{1-x}(\text{Sr,Ca})_x\text{MnO}_3$ manganites several different types of magnetic order compete with one another and occur at increasing hole doping [35–37]. Undoped LaMnO_3 is an antiferromagnetic (AF) Mott insulator, with large $S = 2$ spins for $3d^4$ ionic configurations of Mn^{3+} ions stabilized by Hund’s exchange, coupled via the spin-orbital superexchange due to e_g and t_{2g} electron excitations [38]. The orbital e_g degree of freedom is removed by hole doping when Mn^{3+} ions are generated, and this requires careful modeling in the theory that takes into account both $3d^4$ and $3d^3$ electronic configurations of Mn^{3+} and Mn^{4+} ions [39–44]. In fact, the orbital order changes radically with increasing doping in $\text{La}_{1-x}(\text{Sr,Ca})_x\text{MnO}_3$ systems at the magnetic phase transitions between different types of magnetic order [37], as well as at $\text{La}_{0.7}\text{Ca}_{0.3}\text{MnO}_3/\text{BiFeO}_3$ heterostructures, where it offers a new route to enhancing multiferroic functionality [45]. The double exchange mechanism [46] triggers ferromagnetic (FM) metallic phase at sufficient doping; in this phase the spin and orbital degrees of freedom decouple and spin excitations are explained by the orbital liquid [47, 48]. Due to distinct magnetic and kinetic energy scales, even low doping may suffice for a drastic change in the magnetic order, as observed in electron-doped manganites [49].

A rather unique example of a spin-orbital system with strongly fluctuating orbitals, as predicted in the theory [50–52] and seen experimentally [53–55], are the perovskite vanadates with competing spin-orbital order [56].

In these t_{2g} systems xy orbitals are filled by one electron and orbital order of active $\{yz, zx\}$ orbitals is strongly influenced by doping with Ca (Sr) ions which replace Y (La) ones in YVO_3 (LaVO_3). In this case finite spin-orbit coupling modifies the spin-orbital phase diagram [57]. In addition, the AF order switches easily from the G -type AF (G -AF) to C -type AF (C -AF) order in the presence of charge defects in $\text{Y}_{1-x}\text{Ca}_x\text{VO}_3$. Already at low $x \simeq 0.02$ doping the spin-orbital order changes and spectral weight is generated within the Mott-Hubbard gap [58]. Although one might imagine that the orbital degree of freedom is thereby removed, a closer inspection shows that this is not the case as the orbitals are polarized by charge defects [59] and readjust near them [60]. Removing the orbital degree of freedom in vanadates would be only possible by electron doping generating instead d^3 ionic configurations, but such a doping by charge defects would be very different from the doping by transition metal ions of the same valence considered below.

Also in $4d$ materials spin-orbital physics plays a role [61], as for instance in $\text{Ca}_{2-x}\text{Sr}_x\text{RuO}_4$ systems with Ru^{4+} ions in $4d^4$ configuration [62–66]. Recently it has been shown that unconventional magnetism is possible for Ru^{4+} and similar ions where spin-orbit coupling plays a role [67, 68]. Surprisingly, these systems are not similar to manganites but to vanadates where one finds as well ions with active t_{2g} orbitals. In the case of ruthenates the t_{2g}^4 Ru^{4+} ions have low $S = 1$ spin as the splitting between the t_{2g} and e_g levels is large. Thus the undoped Ca_2RuO_4 is a hole analogue of a vanadate [50, 51], with t_{2g} orbital degree of freedom and $S = 1$ spin per site in both cases. This gives new opportunities to investigate spin-orbital entangled states in t_{2g} system, observed recently by angle resolved photoemission [69].

Here we focus on a novel and very different doping from all those considered above, namely on a *substitutional* doping by other magnetic ions in a plane built by transition metal and oxygen ions, for instance in the (a, b) plane of a monolayer or in perovskite ruthenates or vanadates. In this study we are interested primarily in doping of a TMO with t_{2g} orbital degrees of freedom, where doped magnetic ions have no orbital degree of freedom and realize *orbital dilution*. In addition, we deal with the simpler case of $3d$ doped ions where we can neglect spin-orbit interaction which should not be ignored for $4d$ ions. We emphasize that in contrast to manganites where holes within e_g orbitals participate in transport and are responsible for the colossal magnetoresistance, such doped hole are immobile due to the ionic potential at $3d$ sites and form defects in spin-orbital order of a Mott insulator. We encounter here a different situation from the dilution effects in the 2D e_g orbital system considered so far [70] as we deal with magnetic ions at doped sites. It is challenging to investigate how such impurities modify locally or globally spin-orbital order of the host.

The doping which realizes this paradigm is by either Mn^{4+} or Cr^{3+} ions with large $S = 3/2$ spins stabilized by

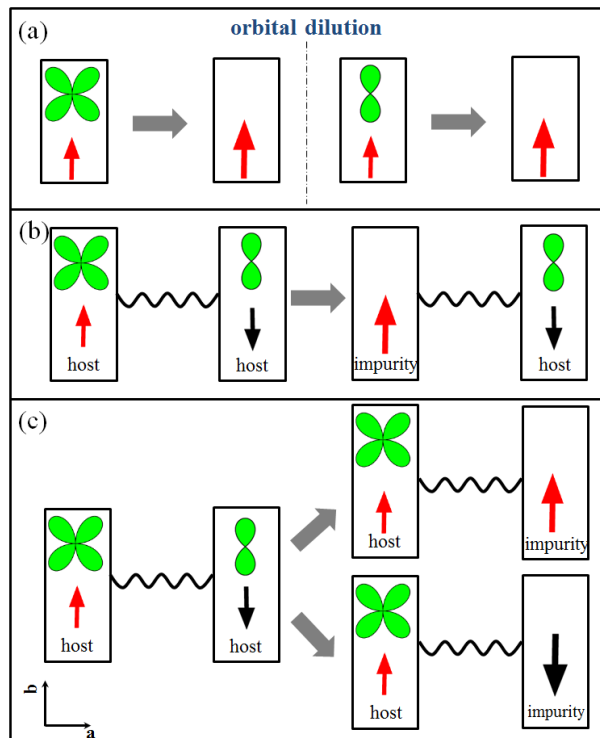


FIG. 1. (a) Schematic view of the orbital *dilution* when the $3d^3$ ion with no orbital degree of freedom and spin $S = 3/2$ substitutes $4d^4$ one with spin $S = 1$ on a bond having specific spin and orbital character in the host (gray arrows). Spins are shown by red arrows and doubly occupied t_{2g} orbitals (doublons) are shown by green symbols for a and c orbitals, respectively. (b) If an inactive orbital along the bond is removed by doping, the total spin exchange is AF. (c) On the contrary, active orbitals at the host site can lead to either FM (top) or AF (bottom) exchange coupling, depending on the energy levels mismatch and difference in the Coulomb couplings between the impurity and the host. We show the case when the host site is unchanged in the doping process.

Hund's exchange, and orbital dilution occurs either in a TMO with d^2 ionic configuration as in the vanadium perovskites, or in $4d$ Mott insulators as in ruthenates. It has been shown that dilute Cr doping for Ru reduces the temperature of the orthorhombic distortion and induces FM behavior in $\text{Ca}_2\text{Ru}_{1-x}\text{Cr}_x\text{O}_4$ (with $0 < x < 0.13$) [71]. It also induces surprising negative volume thermal expansion via spin-orbital order. Such defects, on one hand, can weaken the spin-orbital coupling in the host, but on the other hand, may open a new channel of interaction between the spin and orbital degree of freedom through the host-impurity exchange, see Fig. 1. Consequences of such doping are yet unexplored and are expected to open a new route in the research on strongly correlated oxides.

The physical example for the present theory are the insulating phases of $3d-4d$ hybrid structures, where doping happens at d^4 transition metal sites, and the value of the spin is locally changed from $S = 1$ to $S = 3/2$. As a demonstration of the highly nontrivial physics emerging

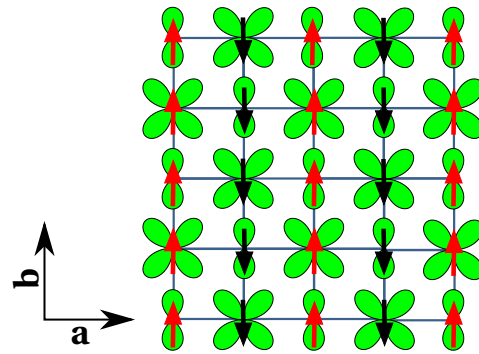


FIG. 2. Schematic view of C -AF spin order coexisting with G -AO orbital order in the (a, b) plane of an undoped Mott insulator with $4d^4$ ionic configurations. Spins are shown by arrows while doubly occupied xy and yz orbitals (c and a doublons, see text) form a checkerboard pattern. Equivalent spin-orbital order is realized for V^{3+} ions in (b, c) planes of LaVO_3 [56], with orbitals standing for empty orbitals (holes).

in $3d-4d$ oxides, remarkable effects have already been observed, for instance, when Ru ions are replaced by Mn, Ti, Cr or other $3d$ elements. The role of Mn doping in the SrRuO Ruddlesden-Popper series is strongly linked to the dimensionality through the number n of RuO_2 layers in the unit cell. The Mn doping of the SrRuO_3 cubic member drives the system from the itinerant FM state to an insulating AF configuration in a continuous way via a possible unconventional quantum phase transition [72]. Doping by Mn ions in $\text{Sr}_3\text{Ru}_2\text{O}_7$ leads to a metal-to-insulator transition and AF long-range order for more than 5% Mn concentration [73]. Subtle orbital rearrangement can occur at the Mn site, as for instance the inversion of the crystal field in the e_g sector observed via x-ray absorption spectroscopy [74]. Neutron scattering studies indicate the occurrence of an unusual E -type antiferromagnetism in doped systems (planar order with FM zigzag chains with AF order between them) with moments aligned along the c axis within a single bilayer [75].

Furthermore, the more extended $4d$ orbitals would *a priori* suggest a weaker correlation than in $3d$ TMOs due to a reduced ratio between the intraatomic Coulomb interaction and the electron bandwidth. Nevertheless, the (effective) d -bandwidth is reduced by the changes in the $3d-2p-3d$ bond angles in distorted structures which typically arise in these materials. This brings these systems on the verge of a metal-insulator transition [76], or even into the Mott insulating state with spin-orbital order, see Fig. 2. Hence, not only $4d$ materials share common features with $3d$ systems, but are also richer due to their sensitivity to the lattice structure and to relativistic effects due to larger spin-orbit [77] or other magneto-crystalline couplings.

To simplify the analysis we assume that onsite Coulomb interactions are so strong that charge degrees of freedom are projected out, and only virtual charge transfer can occur between $3d$ and $4d$ ions via the oxygen lig-

ands. For convenience, we define the orbital degree of freedom as a *doublon* (double occupancy) in the t_{2g}^4 configuration. The above $3d$ doping leads then effectively to the removal of a doublon in one of t_{2g} orbitals which we label as $\{a, b, c\}$ (this notation is introduced in Ref. [16] and explained below) and to replacing it by a t_{2g}^3 ion. To our knowledge, this is the only example of removing the orbital degree of freedom in t_{2g} manifold realized so far and below we investigate possible consequences of this phenomenon. Another possibility of orbital dilution which awaits experimental realization would occur when a t_{2g} degree of freedom is removed by replacing a d^2 ion by a d^3 one, as for instance by Cr^{3+} doping in a vanadate — here a doublon is an empty t_{2g} orbital, i.e., filled by two holes.

Before presenting the details of the quantitative analysis, let us concentrate of the main idea of the superexchange modified by doping in a spin-orbital system. The d^3 ions have singly occupied all three t_{2g} orbitals and $S = 3/2$ spins due to Hund's exchange. While a pair of d^3 ions, e.g. in SrMnO_3 , is coupled by AF superexchange [48], the superexchange for the $d^3 - d^4$ bond has a rather rich structure and may also be FM. The spin exchange depends then on whether the orbital degree of freedom is active and participates in charge excitations along a considered bond or electrons of the doublon cannot move along this bond due to the symmetry of t_{2g} orbital, as explained in Fig. 1. This qualitative difference to systems without active orbital degrees of freedom is investigated in detail in Sec. II.

The main outcomes of our analysis are: (i) the determination of the effective spin-orbital exchange Hamiltonian describing the low-energy sector for the $3d - 4d$ hybrid structure, (ii) establishing that a $3d^3$ impurity without an orbital degree of freedom modifies the orbital order in the $4d^4$ host, (iii) providing the detailed way how the microscopic spin-orbital order within the $4d^4$ host is modified around the $3d^3$ impurity, and (iv) suggesting possible spin-orbital patterns that arise due to periodic and finite substitution (doping) of $4d$ atoms in the host by $3d$ ones. The emerging physical scenario is that the $3d$ impurity acts as an orbital vacancy when the host-impurity coupling is weak and as an orbital polarizer of the bonds active t_{2g} doublon configurations when it is strongly coupled to the host. The tendency to polarize the host orbitals around the impurity turns out to be robust and independent of spin configuration. Otherwise, it is the resulting orbital arrangement around the impurity and the strength of Hund's coupling at the impurity that set the character of the host-impurity magnetic exchange.

The remaining of the paper is organized as follows. In Sec. II we introduce the effective model describing the spin-orbital superexchange at the $3d - 4d$ bonds which serves to investigate the changes of spin and orbital order around individual impurities and at finite doping. We arrive at a rather general formulation which emphasizes the impurity orbital degree of freedom, being a dou-

blon, and present some technical details of the derivation in Appendix A. The strategy we adopt is to analyze first the ground state properties of a single $3d^3$ impurity surrounded by $4d^4$ atoms by investigating how the spin-orbital pattern in the host may be modified at the nearest neighbor (NN) sites to the $3d$ atom. This study is performed for different spin-orbital patterns of the $4d$ host with special emphasis on the alternating FM chains (C -AF order) which coexist with G -type alternating orbital (G -AO) order, see Fig. 2. We address the impurity problem within the classical approximation in Sec. III A. As explained in Sec. III B, there are two nonequivalent cases which depend on the precise modification of the orbital order by the $3d$ impurity, doped either to replace a doublon in a orbital (Sec. III C) or the one in c orbital (Sec. III D).

Starting from the single impurity solution we next address periodic arrangements of $3d$ atoms at different concentrations. We demonstrate that the spin-orbital order in the host can be radically changed by the presence of impurities, leading to striped patterns with alternating FM/AF domains and islands of fully FM states. In Sec. IV A we consider the modifications of spin-orbital order which arise at periodic doping with macroscopic concentration. Here we limit ourselves to two representative cases: (i) commensurate $x = 1/8$ doping in Sec. IV B, and (ii) two doping levels $x = 1/5$ and $x = 1/9$ being incommensurate with underlying two-sublattice order (Fig. 2) which implies simultaneous doping at two sublattices, i.e., at both a and c doublon sites, as presented in Secs. IV C and IV D. Finally, in Sec. V A we investigate the modifications of the classical phase diagram induced by quantum fluctuations, and in Secs. V B and V C we discuss representative results obtained for finite spin-orbit coupling (calculation details of the treatment of spin-orbit interaction are presented in Appendix B). The paper is concluded by a general discussion of possible emerging scenarios for the $3d^3$ impurities in $4d^4$ host, a summary of the main results and perspective of future experimental investigations of orbital dilution in Sec. VI.

II. THE SPIN-ORBITAL MODEL

In this Section we consider a $3d$ impurity in a strongly correlated $4d$ TMO and derive the effective $3d^3 - 4d^4$ spin-orbital superexchange. It follows from the coupling between $3d$ and $4d$ orbitals via oxygen $2p$ orbitals due to the $p - d$ hybridization. In a strongly correlated system it suffices to concentrate on a pair of atoms forming a bond $\langle ij \rangle$, as the effective interactions are generated by charge excitations $d_i^4 d_j^4 \rightleftharpoons d_i^5 d_j^3$ along a single bond [12]. In the reference $4d$ host both atoms on the bond $\langle ij \rangle$ are equivalent and one considers,

$$H(i, j) = H_t(i, j) + H_{\text{int}}(i) + H_{\text{int}}(j). \quad (1)$$

The Coulomb interaction $H_{\text{int}}(i)$ is local at site i and we describe it by the degenerate Hubbard model [80], see

below.

We implement a strict rule that the hopping within the t_{2g} sector is allowed in a TMO only between two neighboring orbitals of the same symmetry which are active along the bond direction [15, 78, 79], and neglect the interorbital processes originating from the octahedral distortions such as rotation or tilting. Indeed, in ideal undistorted (perovskite or square lattice) geometry the orbital flavor is conserved as long as the spin-orbit coupling may be neglected. The interorbital hopping elements are smaller by at least one order of magnitude and may be treated as corrections in cases where distortions play a role to the overall scenario established below.

The kinetic energy for a representative $3d$ - $2p$ - $4d$ bond, i.e., after projecting out the oxygen degrees of freedom, is given by the hopping in the host $\propto t_h$ between sites i and j ,

$$H_t(i, j) = -t_h \sum_{\mu(\gamma), \sigma} \left(d_{i\mu\sigma}^\dagger d_{j\mu\sigma} + d_{j\mu\sigma}^\dagger d_{i\mu\sigma} \right). \quad (2)$$

Here $d_{i\mu\sigma}^\dagger$ are the electron creation operators at site i in the spin-orbital state $(\mu\sigma)$. The bond $\langle ij \rangle$ points along one of the two crystallographic directions, $\gamma = a, b$, in the two-dimensional (2D) square lattice. Without distortions, only two out of three t_{2g} orbitals are active along each bond $\langle 12 \rangle$ and contribute to $H_t(i, j)$, while the third orbital lies in the plane perpendicular to the γ axis and thus the hopping via oxygen is forbidden by symmetry. This motivates a convenient notation as follows [15],

$$|a\rangle \equiv |yz\rangle, \quad |b\rangle \equiv |xz\rangle, \quad |c\rangle \equiv |xy\rangle, \quad (3)$$

with the t_{2g} orbital inactive along a given direction $\gamma \in \{a, b, c\}$ labeled by the index γ . We consider a 2D square lattice with transition metal ions connected via oxygen orbitals as in a RuO_2 (a, b) plane of Ca_2RuO_4 (SrRuO_3). In this case $|a\rangle$ ($|b\rangle$) orbitals are active along the b (a) axis, while $|c\rangle$ orbitals are active along both a, b axes.

To derive the superexchange in a Mott insulator, it is sufficient to consider a bond which connects nearest neighbor sites, $\langle ij \rangle \equiv \langle 12 \rangle$. Below we consider a bond between an impurity site $i = 1$ occupied by a $3d$ ion and a neighboring host $4d$ ion at site $j = 2$. The Hamiltonian for this bond can be then expressed in the following form,

$$H(1, 2) = H_t(1, 2) + H_{\text{int}}(1) + H_{\text{int}}(2) + H_{\text{ion}}(2). \quad (4)$$

The total Hamiltonian contains the kinetic energy term $H_t(1, 2)$ describing the electron charge transfer via oxygen orbitals, the onsite interaction terms $H_{\text{int}}(m)$ for the $3d$ ($4d$) ion at site $m = 1, 2$, and the local potential of the $4d$ atom, $H_{\text{ion}}(2)$, which takes into account the mismatch of the energy level structure between the two ($4d$ and $3d$) atomic species and prevents valence fluctuations when the host is doped, even in the absence of local Coulomb interaction.

The kinetic energy in Eq. (4) is given by,

$$H_t(1, 2) = -t \sum_{\mu(\gamma), \sigma} \left(d_{1\mu\sigma}^\dagger d_{2\mu\sigma} + d_{2\mu\sigma}^\dagger d_{1\mu\sigma} \right), \quad (5)$$

where $d_{m\mu\sigma}^\dagger$ is the electron creation operator at site $m = 1, 2$ in the spin-orbital state $(\mu\sigma)$. The bond $\langle 12 \rangle$ points along one of the two crystallographic directions, $\gamma = a, b$, and again the orbital flavor is conserved [15, 78, 79].

The Coulomb interaction on an atom at site $m = 1, 2$ depends on two parameters [80]: (i) intraorbital Coulomb repulsion U_m , and (ii) Hund's exchange J_m^H . The label m stands for the ion and distinguishes between these terms at the $3d$ and $4d$ ion, respectively. The interaction is expressed in the form,

$$\begin{aligned} H_{\text{int}}(m) = & U_m \sum_{\mu} n_{m\mu\uparrow} n_{m\mu\downarrow} - 2J_m^H \sum_{\mu < \nu} \vec{S}_{m\mu} \cdot \vec{S}_{m\nu} \\ & + \left(U_m - \frac{5}{2} J_m^H \right) \sum_{\substack{\mu < \nu \\ \sigma \sigma'}} n_{m\mu\sigma} n_{m\nu\sigma'} \\ & + J_m^H \sum_{\mu \neq \nu} d_{m\mu\uparrow}^\dagger d_{m\mu\downarrow}^\dagger d_{m\nu\downarrow} d_{m\nu\uparrow}. \end{aligned} \quad (6)$$

The terms standing in the first line of Eq. (6) contribute to the magnetic instabilities in degenerate Hubbard model [80] and decide about spin order, both in an itinerant system and in a Mott insulator. The remaining terms contribute to the multiplet structure and are of importance for the correct derivation of the superexchange which follows from charge excitations, see below.

Finally, we include a local potential on the $4d$ atom which encodes the energy mismatch between the host and the impurity orbitals close to the Fermi level and prevents valence fluctuations on the $4d$ ion due to the $3d$ doping. This term has the following general structure,

$$H_{\text{ion}}(2) = I_2^e \left(4 - \sum_{\mu, \sigma} n_{2\mu\sigma} \right)^2, \quad (7)$$

with $\mu = a, b, c$.

The effective Hamiltonian for the low energy processes is derived from $H(1, 2)$ (4) by a second order expansion for charge excitations generated by $H_t(1, 2)$, and treating the remaining part of $H(1, 2)$ as an unperturbed Hamiltonian. We are basically interested in virtual charge excitations in the manifold of degenerate ground states of a pair of $3d$ and $4d$ atoms on a bond, see Fig. 3. These quantum states are labeled as $\{e_1^k\}$ with $k = 1, \dots, 4$ and $\{e_2^p\}$ with $p = 1, \dots, 9$ and their number follows from the solution of the onsite quantum problem for the Hamiltonian $H_{\text{int}}(i)$. For the $3d$ atom the relevant states can be classified according to the four components of the total spin $S_1 = 3/2$ for the $3d$ impurity atom at site $m = 1$, three components of $S_2 = 1$ spin for the $4d$ host atom at site $m = 2$ and for the three different positions of the double occupied orbital (doublon). Thus, the effective Hamiltonian will contain spin products $(\vec{S}_1 \cdot \vec{S}_2)$ between spin operators defined as,

$$\vec{S}_m = \frac{1}{2} \sum_{\gamma} d_{m\gamma\alpha}^\dagger \vec{\sigma}_{\alpha\beta} d_{m\gamma\beta}, \quad (8)$$

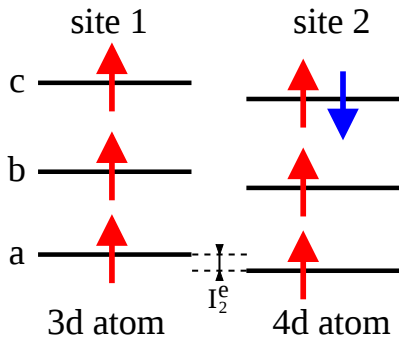


FIG. 3. Schematic representation of one configuration belonging to the manifold of 36 degenerate ground states for a representative $3d-4d$ bond $\langle 12 \rangle$ as given by the local Coulomb Hamiltonian $H_{\text{int}}(m)$ (6) with $m = 1, 2$. The dominant exchange processes considered here are those that move one of the four electrons on the $4d$ atom to the $3d$ neighbor and back. The stability of the $3d^3-4d^4$ charge configurations is provided by the local potential energy I_2^e , see Eq. (7).

for $m = 1, 2$ sites and the operator of the doublon position at site $m = 2$,

$$D_2^{(\gamma)} = \left(d_{2\gamma\uparrow}^\dagger d_{2\gamma\uparrow} \right) \left(d_{2\gamma\downarrow}^\dagger d_{2\gamma\downarrow} \right). \quad (9)$$

The doublon operator identifies the orbital γ within the t_{2g} manifold of the $4d$ ion with a double occupancy (occupied by the doublon) and stands in what follows for the orbital degree of freedom. It is worth noting that the hopping (5) does not change the orbital flavor thus we expect that the resulting Hamiltonian is diagonal in the orbital degrees of freedom with only $D_2^{(\gamma)}$ operators.

Following the standard second order perturbation expansion for spin-orbital systems [12], we can write the matrix elements of the low energy exchange Hamiltonian, $\mathcal{H}_J^{(\gamma)}(i, j)$, for a bond $\langle 12 \rangle \parallel \gamma$ along the γ axis as follows,

$$\langle e_1^k, e_2^l | \mathcal{H}_J^{(\gamma)}(1, 2) | e_1^{k'}, e_2^{l'} \rangle = - \sum_{n_1, n_2} \frac{1}{\varepsilon_{n_1} + \varepsilon_{n_2}} \times \langle e_1^k, e_2^l | H_t(1, 2) | n_1, n_2 \rangle \times \langle n_1, n_2 | H_t(1, 2) | e_1^{k'}, e_2^{l'} \rangle \quad (10)$$

with $\varepsilon_{nm} = E_{n,m} - E_{0,m}$ being the excitation energies for atoms at site $m = 1, 2$ with respect to the unperturbed ground state. The superexchange Hamiltonian $\mathcal{H}_J^{(\gamma)}(1, 2)$ for a bond along γ can be expressed in a matrix form by a 36×36 matrix, with dependence on U_m , J_m^H , and I_e elements. There are two types of charge excitations: (i) $d_1^3 d_2^4 \rightleftharpoons d_1^4 d_2^3$ one which creates a doublon at the $3d$ impurity, and (ii) $d_1^3 d_2^4 \rightleftharpoons d_1^4 d_2^5$ one which adds another doublon at the $4d$ host site in the intermediate state. The second type of excitations involves more doubly occupied orbitals and has much larger excitation energy. It is therefore only a small correction to the leading term (i), as we discuss in Appendix A.

Similar as in the case of doped manganites [48], the dominant contribution to the effective low-energy spin-orbital Hamiltonian for the $3d-4d$ bond stems from the

$d_1^3 d_2^4 \rightleftharpoons d_1^4 d_2^3$ charge excitations, as they do not involve an extra double occupancy and the Coulomb energy U_2 . The $3d_1^3 4d_2^4 \rightleftharpoons 3d_1^4 4d_2^3$ charge excitations can be analyzed in a similar way as the $3d_i^3 3d_j^4 \rightleftharpoons 3d_i^4 3d_j^3$ ones for an $\langle ij \rangle$ bond in doped manganites [48]. In both cases the total number of doubly occupied orbitals does not change, so the main contributions come due to Hund's exchange. In the present case, one more parameter plays a role,

$$\Delta = I_e + 3(U_1 - U_2) - 4(J_1^H - J_2^H), \quad (11)$$

which stands for the mismatch potential energy (7) renormalized by the onsite Coulomb interactions $\{U_m\}$ and by Hund's exchange $\{J_m^H\}$. On a general ground we expect Δ to be a positive quantity, since the repulsion U_m should be larger for smaller $3d$ shells than for the $4d$ ones and U_m is the largest energy scale in the problem.

Let us have a closer view on this dominant contribution of the effective low-energy spin-orbital Hamiltonian for the $3d-4d$ bond, given by Eq. (A2). For the analysis performed below and the clarity of our presentation it is convenient to introduce some scaled parameters related to the interactions within the host and between the host and the impurity. For this purpose we employ the exchange couplings J_{imp} and J_{host} ,

$$J_{\text{imp}} = \frac{t^2}{4\Delta}, \quad (12)$$

$$J_{\text{host}} = \frac{4t_h^2}{U_2}, \quad (13)$$

which follow from the virtual charge excitations generated by the kinetic energy, see Eqs. (2) and (5). We use their ratio to investigate the influence of the impurity on the spin-orbital order in the host. Here t_h is the hopping amplitude between two t_{2g} orbitals at NN $4d$ atoms, J_2^H and U_2 refer to the host, and Δ (11) is the renormalized ionization energy of the $3d-4d$ bonds. The results depend as well on Hund's exchange element for the impurity and on the one at host atoms,

$$\eta_{\text{imp}} = \frac{J_1^H}{\Delta}, \quad (14)$$

$$\eta_{\text{host}} = \frac{J_2^H}{U_2}, \quad (15)$$

Note that the ratio introduced for the impurity, η_{imp} (14), has here a different meaning from Hund's exchange used here for the host, η_{host} (15), which cannot be too large by construction, i.e., $\eta_{\text{host}} < 1/3$.

With the parametrization introduced above, the dominant term in the impurity-host Hamiltonian for the impurity spin \vec{S}_i interacting with the neighboring host spins $\{\vec{S}_j\}$ at $j \in \mathcal{N}(i)$, deduced from $\mathcal{H}_{3d-4d}^{(\gamma)}(1, 2)$ Eq. (A2), can be written in a rather compact form as follows

$$\mathcal{H}_{3d-4d}(i) \simeq \sum_{\gamma, j \in \mathcal{N}(i)} \left\{ J_S(D_j^{(\gamma)}) (\vec{S}_i \cdot \vec{S}_j) + E_D D_j^{(\gamma)} \right\}, \quad (16)$$

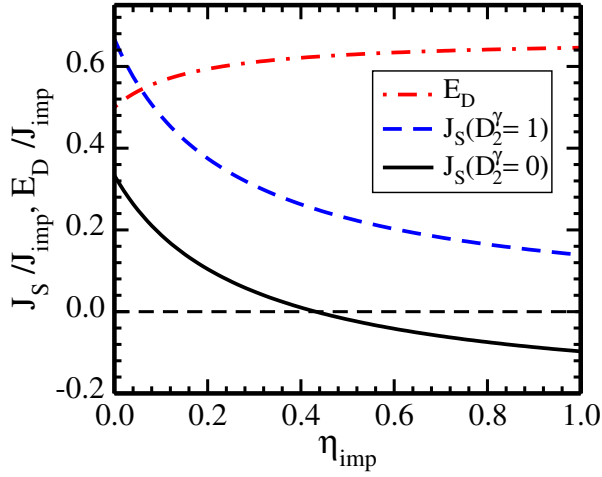


FIG. 4. Evolution of the spin exchange $J_S(D_2^{(\gamma)})$ and the doublon energy E_D , both given in Eq. (16) for increasing Hund's exchange η_{imp} at the impurity.

where the orbital (doublon) dependent spin couplings $J_S(D_j^{(\gamma)})$ and the doublon energy E_D depend on η_{imp} . The evolution of the exchange couplings are shown in Fig. 4. We note that the dominant energy scale is E_D^γ , so for a single $3d-4d$ bond the doublon will avoid occupying the inactive (γ) orbital and the spins will couple with $J_S(D_j^{(\gamma)} = 0)$ which can be either AF if $\eta_{\text{imp}} \lesssim 0.43$ or FM if $\eta_{\text{imp}} > 0.43$. Thus the spins at $\eta_{\text{imp}} = \eta_{\text{imp}}^c \simeq 0.43$ will decouple according to the $\mathcal{H}_j^{(\gamma)}(i, j)$ exchange.

Let us conclude this Section by writing the complete superexchange Hamiltonian,

$$\mathcal{H} = \mathcal{H}_{3d-4d} + \mathcal{H}_{4d-4d} + \mathcal{H}_{so}, \quad (17)$$

where $\mathcal{H}_{3d-4d} \equiv \sum_i \mathcal{H}_{3d-4d}(i)$ includes all the $3d-4d$ bonds around impurities, \mathcal{H}_{4d-4d} stands for the effective spin-orbital Hamiltonian for the $4d$ host bonds, and \mathcal{H}_{so} is the spin-orbit interaction in the host. The former term we explain below, while the latter one is defined in Sec. VB, where we analyze the quantum corrections and the consequences of spin-orbit interaction. The superexchange in the host for the bonds $\langle ij \rangle$ along the $\gamma = a, b$ axes [81],

$$\mathcal{H}_{4d-4d} = J_{\text{host}} \sum_{\langle ij \rangle \parallel \gamma} \left\{ J_{ij}^{(\gamma)} (\vec{S}_i \cdot \vec{S}_j + 1) + K_{ij}^{(\gamma)} \right\}, \quad (18)$$

depends on $J_{ij}^{(\gamma)}$ and $K_{ij}^{(\gamma)}$ operators acting only in the orbital space. They are expressed in terms of the pseudospin operators defined in the orbital subspace spanned by the two orbital flavors active along a given direction γ , i.e.,

$$J_{ij}^{(\gamma)} = \frac{1}{2} (2r_1 + 1) (\vec{\tau}_i \cdot \vec{\tau}_j)^{(\gamma)} - \frac{1}{2} r_2 (\tau_i^z \tau_j^z)^{(\gamma)} + \frac{1}{8} (n_i n_j)^{(\gamma)} (2r_1 - r_2 + 1) - \frac{1}{4} r_1 (n_i + n_j)^{(\gamma)}, \quad (19)$$

$$K_{ij}^{(\gamma)} = r_1 (\vec{\tau}_i \cdot \vec{\tau}_j)^{(\gamma)} + r_2 (\tau_i^z \tau_j^z)^{(\gamma)} + \frac{1}{4} (r_1 + r_2) (n_i n_j)^{(\gamma)} - \frac{1}{4} (r_1 + 1) (n_i + n_j)^{(\gamma)}. \quad (20)$$

with

$$r_1 = \frac{\eta_{\text{host}}}{1 - 3\eta_{\text{host}}}, \quad r_2 = \frac{\eta_{\text{host}}}{1 + 2\eta_{\text{host}}}, \quad (21)$$

standing for the multiplet structure in charge excitations, and the orbital operators $\{\vec{\tau}_i^{(\gamma)}, n_i^{(\gamma)}\}$ that for the $\gamma = c$ axis take the form:

$$\vec{\tau}_i^{(c)} = \frac{1}{2} (a_i^\dagger \ b_i^\dagger) \cdot \vec{\sigma} \cdot (a_i \ b_i)^\top, \quad (22)$$

$$n_i^{(c)} = a_i^\dagger a_i + b_i^\dagger b_i. \quad (23)$$

For the directions $\gamma = a, b$ in the considered (a, b) plane one finds equivalent expressions by cyclic permutation of the axis labels $\{a, b, c\}$ in the above formulas. This problem is isomorphic with the spin-orbital superexchange in the vanadium perovskites [50, 51], where a hole in the $\{a, b\}$ doublet plays an equivalent role to the doublon in the present case. The operators $\{a_i^\dagger, b_i^\dagger, c_i^\dagger\}$ are the doublon (hard core boson) creation operators in the orbital $\gamma = a, b, c$, respectively, and they satisfy the local constraint,

$$a_i^\dagger a_i + b_i^\dagger b_i + c_i^\dagger c_i = 1, \quad (24)$$

meaning that exactly *one* doublon (9) occupies one of the three t_{2g} orbitals at each site i . These bosonic occupation operators coincide with the previously used doublon occupation operators $D_j^{(\gamma)}$, i.e., $D_j^{(\gamma)} = \gamma_j^\dagger \gamma_j$ with $\gamma = a, b, c$. Below we follow first the classical procedure to determine the ground states of single impurities in Sec. III, and at macroscopic doping in Sec IV.

III. SINGLE 3d IMPURITY IN 4d HOST

A. Classical treatment of the impurity problem

In this Section we describe the methodology that we applied for the determination of the phase diagrams for a single impurity reported below in Secs. III C, and next at macroscopic doping, as presented in Sec. IV. Let us consider first the case of a single $3d$ impurity in the $4d$ host. Since the interactions in the model Hamiltonian are only effective ones between NN sites, it is sufficient to study the modification of the spin-orbital order around the impurity for a given spin-orbital configuration of the host by investigating a cluster of $L = 13$ sites shown in Fig. 5. We assume the C -AF spin order (FM chains coupled antiferromagnetically) accompanied by G -AO order within the host which is the spin-orbital order occurring for the realistic parameters of a RuO_2 plane [81], see Fig. 2. Such a spin-orbital pattern turns out to be the most relevant one when considering the competition between the host

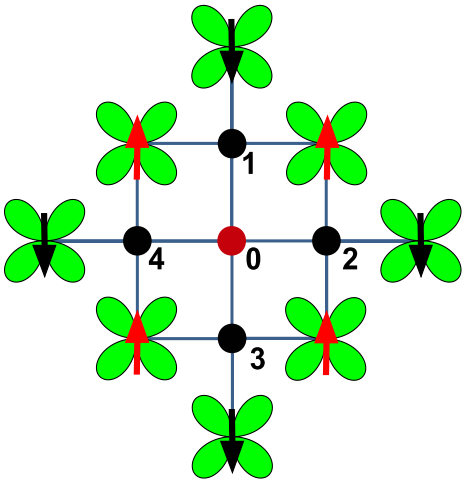


FIG. 5. Schematic top view of the cluster used to obtain the phase diagrams of the $3d$ impurity within the $4d$ host in an (a, b) plane. The impurity is at the central site $i = 0$ which belongs to the c orbital host sublattice. For the outer sites in this cluster the spin-orbital configuration is fixed and determined by the undoped $4d$ host (with spins and c orbitals shown here) having C -AF/ G -AO order, see Fig. 2. For the central $i = 0$ site the spin state and for the host sites $i = 1, \dots, 4$ the spin-orbital configurations are determined by minimizing the energy of the cluster.

and the impurity as due to the AO order within the (a, b) plane. Other possible configurations with uniform orbital order and AF spin pattern, e.g. G -AF order, will also be considered in the discussion throughout the manuscript. The sites $i = 1, 2, 3, 4$ inside the cluster in Fig. 5 have active spin and orbital degrees of freedom while the impurity at site $i = 0$ has only spin degree of freedom. At the remaining sites the spin-orbital configuration is assigned, following the order in the host, and it does not change along the computation.

To determine the ground state we assume that the spin-orbital degrees of freedom are treated as classical variables. This implies that for the bonds between atoms in the host we use the Hamiltonian (18) and neglect quantum fluctuations, i.e., in the spin sector we keep only the z th (Ising) spin components and in the orbital one only the terms which are proportional to the doublon occupation numbers (9) and to the identity operators. Similarly, for the impurity-host bonds we use the Hamiltonian Eq. (16) by keeping only the z th projections of spin operators. Since we do neglect the fluctuation of the spin amplitude it is enough to consider only the maximal and minimal values of $\langle S_i^z \rangle$ for spin $S = 3/2$ at the impurity sites and $S = 1$ at the host atoms. With these assumptions we can construct all the possible configurations by varying the spin and orbital configurations at the sites from $i = 1$ to $i = 4$ in the cluster shown in Fig. 5. Note that the outer ions in the cluster belong all to the same sublattice, so two distinct cases have to be considered to probe all the configurations. Since physically it is unlikely that a

single impurity will change the orbital order of the host globally thus we will not compare the energies from these two cases and analyze two classes of solutions separately, see Sec. III B. Then, the lowest energy configuration in each class provides the optimal spin-orbital pattern for the NNs around the $3d$ impurity. In the case of degenerate classical states, the spin-orbital order is established by including quantum fluctuations.

In the case of a periodic doping analyzed in Sec. IV, we use a similar strategy in the computation. Taking the most general formulation, we employ larger clusters having both size and shape that depend on the impurity distribution and on the spin-orbital order in the host. For this purpose, the most natural choice is to search for the minimum energy configuration in the elementary unit cell that can reproduce the full lattice by a suitable choice of the translation vectors. This is computationally expensive but doable for a periodic distribution of the impurities that is commensurate to the lattice because it yields a unit cell of relatively small size for doping around $x = 0.1$. Otherwise, for the incommensurate doping the size of the unit cell can lead to a configuration space of a dimension that impedes finding of the ground state. This problem is computationally more demanding and to avoid the comparison of all the energy configurations, we have employed the Metropolis algorithm at low temperature to achieve the optimal configuration iteratively along the convergence process. Note that this approach is fully classical, meaning that the spins of the host and impurity are treated as Ising variables and the orbital fluctuations in the host's Hamiltonian Eq. (18) are omitted. They will be addressed in Sec. V A.

B. Two nonequivalent $3d$ doping cases

The single impurity problem is the key case to start with because it shows how the short-range spin-orbital correlations are modified around the $3d$ atom due to the host and host-impurity interactions in Eq. (17). The analysis is performed by fixing the strength between Hund's exchange and Coulomb interaction within the host (6) at $\eta_{\text{host}} = 0.1$, and by allowing for a variation of the ratio between the host-impurity interaction (16) and the Coulomb coupling at the impurity site. The choice of $\eta_{\text{host}} = 0.1$ is made here because this value is within the physically relevant range for the case of the ruthenium materials. Small variations of η_{host} do not affect the obtained results qualitatively.

As we have already discussed in the model derivation, the sign of the magnetic exchange between the impurity and the host depends on the orbital occupation of the $4d$ doublon around the $3d$ impurity. The main aspect that controls the resulting magnetic configuration is then given by the character of the doublon orbitals around the impurity, depending on whether they are active or inactive along the considered $3d - 4d$ bond. To explore such a competition quantitatively we investigate G -AO

order for the host with alternation of a and c doublon configurations accompanied by the C -AF spin pattern, see Fig. 2. Note that the a orbitals are active only along the b axis, while the c orbitals are active along the both axes: a and b [79]. This state has the lowest energy for the host in a wide range of parameters for Hund's exchange, Coulomb element and crystal-field potential [81].

Due to the specific orbital pattern of Fig. 2, the $3d$ impurity can substitute one of two distinct $4d$ sites which are considered separately below, either with a or with c orbital occupied by the doublon. Since the two $4d$ atoms have nonequivalent surrounding orbitals, not always active along the $3d - 4d$ bond, we expect that the resulting ground state will have a modified spin-orbital order. Indeed, if the $3d$ atom replaces the $4d$ one with the doublon in the a orbital, then all the $4d$ neighboring sites have active doublons along the connecting $3d - 4d$ bonds because they are in the c orbitals. On the contrary, the substitution at the $4d$ site with c orbital doublon configuration leads to an impurity state with its neighbors having both active and inactive doublons. Therefore, we do expect a more intricate competition for the latter case of an impurity occupying the $4d$ site with c orbital configuration. Indeed, this leads to frustrated host-impurity interactions, as we show in Sec. III D.

C. Doping removing a doublon in a orbital

We start by considering the physical situation where the $3d$ impurity replaces a $4d$ ion with the doublon within the a orbital. The ground state phase diagram and the schematic view of the spin-orbital pattern are reported in Fig. 6 in terms of the ratio $J_{\text{imp}}/J_{\text{host}}$ (14) and the strength of Hund's exchange coupling η_{imp} (12) at the $3d$ site. There are three different ground states that appear in the phase diagram. Taking into account the structure of the $3d - 4d$ spin-orbital exchange (16) we expect that, in the regime where the host-impurity interaction is greater than that in the host, the $4d$ neighbors to the impurity tend to favor the spin-orbital configuration set by the $3d - 4d$ exchange. In this case, since the orbitals surrounding the $3d$ site already minimize the $3d - 4d$ Hamiltonian, we expect that the optimal spin configuration corresponds to the $4d$ spins aligned either antiferromagnetically or ferromagnetically with respect to the impurity $3d$ spin.

The neighbor spins are AF to the $3d$ spin impurity in the AFa phase, while the FMa phase is just obtained from AFa by reversing the spin at the impurity, and having all the $3d - 4d$ bonds FM. It is interesting to note that due to the host-impurity interaction the C -AF spin pattern of the host is modified in both the AFa and the FMa ground states. Another intermediate configuration which emerges when the host-impurity exchange is weak in the intermediate FSa phase where the impurity spin is undetermined and its configuration in the initial C -AF phase is degenerate with the one obtained after the

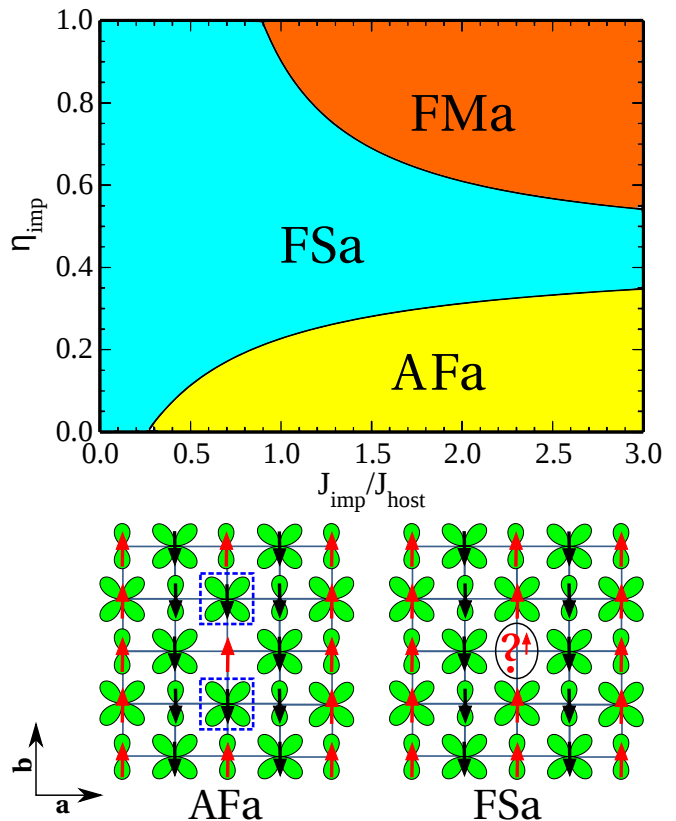


FIG. 6. Top — Phase diagram of the $3d$ impurity in the (a, b) plane with the C -AF/ G -AO order in $4d$ host for the impurity doped at the sublattice with an a -orbital doublon. Different colors refer to local spin order around the impurity, AF and FM, while FS indicates the intermediate regime of frustrated impurity spin. Bottom — Schematic view of spin-orbital patterns for the ground state configurations shown in the top panel. The $3d$ atom is at the central site, the dotted frame highlights the $4d$ sites where the impurity induces a spin reversal. In the FSa phase the question mark stands for that the frustrated impurity spin within the classical approach but frustration is released by the quantum fluctuations of the NN c orbitals in the a direction resulting in small AF couplings along the a axis, and spins obey the C -AF order (small arrow). The labels FMa and AFa refer to the local spin order around the $3d$ impurity site with respect to the host — these states differ by spin inversion at the $3d$ atom site.

spin-inversion operation. This is a singular physical situation because the impurity does not select a specific direction even if the surrounding host has a given spin-orbital configuration. Such a degeneracy is clearly verified at the critical point $\eta_{\text{imp}}^c \simeq 0.43$ where the amplitude of the $3d - 4d$ coupling vanishes when the doublon occupies the active orbital. Interestingly, such a degenerate configuration is also obtained at $J_{\text{imp}}/J_{\text{host}} < 1$ when the host dominates and the spin configuration at the $4d$ sites around the impurity are basically determined by J_{host} . In this case, due to the C -AF spin order, always two bonds are FM and other two have AF order, independently of the spin orientation at the $3d$ impurity. This implies that

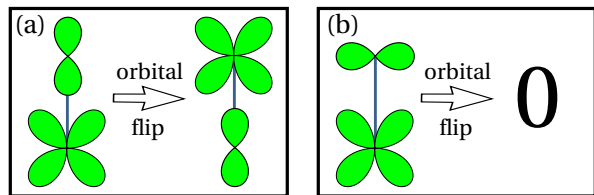


FIG. 7. Schematic view of the two types of orbital bonds found in the $4d$ host: (a) an active bond with respect to orbital flips, $(\tau_i^{\gamma+} \tau_j^{\gamma-} + \text{H.c.})$, and (b) an inactive bond, where orbital fluctuations are blocked by the orbital symmetry — here the orbitals are static and only Ising terms contribute to the ground state energy.

both FM or AF couplings along the $3d - 4d$ bonds perfectly balance each other which results in the degenerate FSa phase.

It is worth pointing out that there is a quite large region of the phase diagram where the FSa state is stabilized and the spin-orbital order of the host is not affected by doping with the possibility of having large degeneracy in the spin configuration of the impurities. On the other hand, by inspecting the c orbitals around the impurity (Fig. 6) from the point of view of the full host's Hamiltonian Eq. (18) with orbital flips included, $(\tau_i^{\gamma+} \tau_j^{\gamma-} + \text{H.c.})$, one can easily find out that the frustration of the impurity spin can be released by quantum orbital fluctuations. Note that the c orbitals around the impurity in the a (b) direction have quite different surroundings. The ones along the a axis are connected by two active bonds along the b axis with orbitals a , as in Fig. 7(a), while the ones along b are connected with *only one* active a orbital along the same b axis. This means that in the perturbative expansion the orbital flips will contribute only along the b bonds (for the present G -AO order) and admix the a orbital character to c orbitals along them, while such processes will be blocked for the bonds along the a axis, as also for b orbitals along the b axis, see Fig. 7(b).

This fundamental difference can be easily included in the host-impurity bond in the mean-field manner by setting $\langle D_{i\pm b, \gamma} \rangle = 0$ for the bonds along the b axis and $0 < \langle D_{i\pm a, \gamma} \rangle < 1$ for the bonds along the a axis. Then one can easily check that for the impurity spin pointing downwards we get the energy contribution from the spin-spin bonds which is given by $E_{\downarrow} = \alpha(\eta_{\text{host}}) \langle D_{i\pm a, \gamma} \rangle$, and for the impurity spin pointing upwards we have $E_{\uparrow} = -\alpha(\eta_{\text{host}}) \langle D_{i\pm a, \gamma} \rangle$, with $\alpha(\eta_{\text{host}}) > 0$. Thus, it is clear that any admixture of the virtual orbital flips in the host's wave function polarize the impurity spin upwards so that the C -AF order of the host will be restored.

D. Doping removing a doublon in c orbital

Let us move to the case of the $3d$ atom replacing the doublon at c orbital. As anticipated above, this configuration is more intricate because the orbitals surrounding

the impurity, as originated by the C -AF/AO order within the host, lead to nonequivalent $3d - 4d$ bonds. There are two bonds with the doublon occupying an inactive orbital (and has no hybridization with the t_{2g} orbitals at $3d$ atom), and two remaining bonds with doublons in active t_{2g} orbitals.

Since the $3d - 4d$ spin-orbital exchange depends on the orbital polarization of $4d$ sites we do expect a competition which may modify significantly the spin-orbital correlations in the host. Indeed, one observes that three configurations compete, denoted as AF1c, AF2c and FMc, see Fig. 8. In the regime where the host-impurity exchange dominates the system tends to minimize the energy due to the $3d - 4d$ spin-orbital coupling and, thus, the orbitals become polarized in the active configurations compatible with the C -AF/ G -AO pattern and the host-impurity spin coupling is AF for $\eta_{\text{imp}} \leq 0.43$, while it is FM otherwise. This region resembles orbital polarons in doped manganites [39, 42]. Also in this case, the orbital polarons arise because they minimize the double exchange energy [46].

On the contrary, for weak spin-orbital coupling between the impurity and the host there is an interesting cooperation between the $3d$ and $4d$ atoms. Since the strength of the impurity-host coupling is not sufficient to polarize the orbitals at the $4d$ sites, it is preferable to have an orbital rearrangement to the configuration with inactive orbitals on $3d - 4d$ bonds and spin flips at $4d$ sites. In this way the spin-orbital exchange is optimized in the host and also on the $3d - 4d$ bonds. The resulting state has an AF coupling between the host and the impurity as it should when all the orbitals surrounding the $3d$ atoms are inactive with respect to the bond direction. This modification of the orbital configuration induces the change in spin orientation. The double exchange bonds (with inactive doublon orbitals) along the b axis are then blocked and the total energy is lowered, in spite of the frustrated spin-orbital exchange in the host. As a result, the AF1c state the spins surrounding the impurity are aligned and antiparallel to the spin at the $3d$ site.

Concerning the host C -AF/ G -AO order we note that it is modified only along the direction where the FM correlations develop and spin defects occur within the chain doped by the $3d$ atom. The FM order is locally disturbed by the $3d$ defect antiferromagnetically coupled spins surrounding it. Note that this phase is driven by the orbital vacancy as the host develops more favorable orbital bonds to gain the energy in the absence of the orbital degrees of freedom at the impurity. At the same time the impurity-host bonds do not generate too big energy losses as: (i) either η_{imp} is so small that the loss due to E_D is compensated by the gain from the superexchange $\propto J_S(D_j^{(\gamma)} = 1)$ (all these bonds are AF), see Fig. 4, or (ii) $J_{\text{imp}}/J_{\text{host}}$ is small meaning that the overall energy scale of the impurity-host exchange remains small. Interestingly, if we compare the AF1c with the AF2c ground states we observe that the disruption of the C -AF/ G -AO order is anisotropic and occurs either along the FM chains in the AF1c phase or perpendicular to the FM

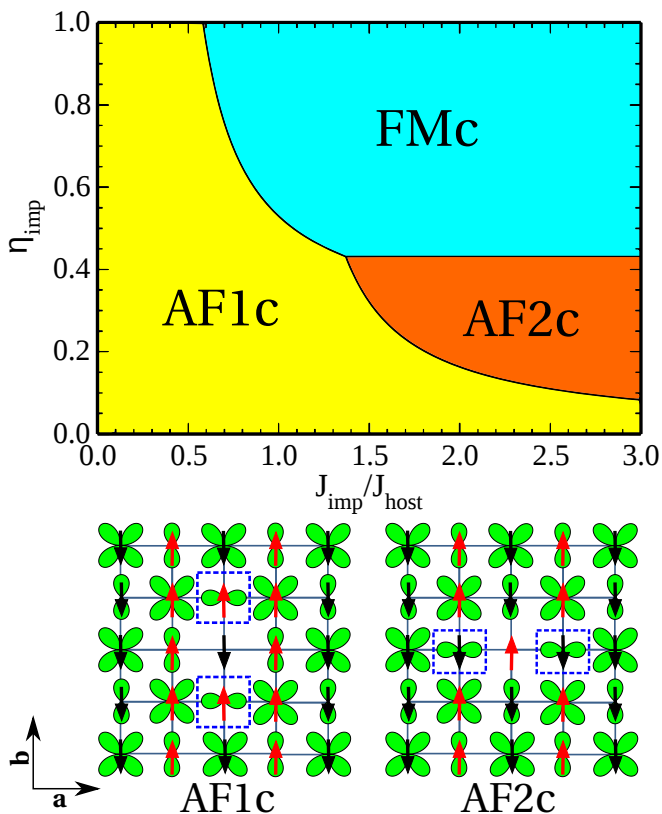


FIG. 8. Top — Phase diagram of the $3d$ impurity in the $4d$ host with C -AF/ G -AO order and the impurity doped at the c doublon sublattice. Different colors refer to local spin order around the impurity: AF1c, AF2c, and FM. Bottom — Schematic view of spin-orbital patterns for the two AF ground state configurations shown in the top panel; the FMc phase differs from the AF2c one only by spin inversion at the $3d$ atom. The $3d$ atom is at the central site and has no doublon orbital, the frames highlight the spin-orbital defects caused by the impurity. As in Fig. 6, the labels AF and FM refer to the impurity spin orientation with respect to the neighboring $4d$ sites.

chains in the AF2c phase. No spin frustration is found here, in contrast to the FSa phase in the case of a doublon doping, see Fig. 6.

Finally, we point out that a very similar phase diagram can be obtained assuming that the host has the FM/ G -AO order with a and b orbitals alternating from site to site. Such configuration can be stabilized by a distortion that favors the out-of-plane orbitals. In this case there is no difference in doping at one or the other sublattice. The main difference is found in energy scales — for the G -AF/ C -AO order the diagram is similar to the one of Fig. 8 if we rescale J_{imp} by half, which means that the G -AF order is softer than the C -AF one. Note also that in the peculiar AF1c phase the impurity does not induce any changes in the host for the FM/AO ordered host. Thus we can safely conclude that the observed change in the orbital order for the C -AF host in the AF1c phase is due to the presence of the c orbitals which are not

directional in the (a, b) plane.

Summarizing, we have shown the complexity of local spin-orbital order around t_{2g}^3 impurities in a $4t_{2g}^4$ host. It is remarkable that such impurity spins not only modify the spin-orbital order around them in a broad regime of parameters, but also are frequently frustrated. This highlights the importance of quantum effects beyond the present classical approach which release frustration as we show in Sec. V A.

IV. PERIODIC $3d$ DOPING IN $4d$ HOST

A. General remarks on finite doping

In this Section we analyze the spin-orbital patterns due to a finite concentration x of $3d$ impurities within the $4d$ host with C -AF/ G -AO order, assuming that the $3d$ impurities are distributed in a periodic way. The study is performed for three representative doping distributions — the first one $x = 1/8$ is commensurate with the underlying spin-orbital order and the other two are incommensurate with respect to it, meaning that in such cases doping at both a and c doublon sites is imposed simultaneously.

As the impurities lead to local energy gains due to $3d-4d$ bonds surrounding them, we expect that the most favorable situation is when they are isolated and have maximal distances between one another. Therefore, we selected the largest possible distances for the three doping levels used in our study: $x = 1/8$, $x = 1/5$, and $x = 1/9$. This choice allows us to cover different regimes of competition between the spin-orbital coupling within the host and the $3d-4d$ coupling. While single impurities may only change spin-orbital order locally, we use here a high enough doping to investigate possible global changes in spin-orbital order, i.e., whether they can occur in the respective parameter regime. The analysis is performed as for a single impurity, by assuming the classical spin and orbital variables and by determining the configuration with the lowest energy. For this analysis we set the spatial distribution of the $3d$ atoms and we determine the spin and orbital profile that minimizes the energy.

B. C -AF phase with $x = 1/8$ doping

We begin with the phase diagram obtained at $x = 1/8$ $3d$ doping, see Fig. 9. In the regime of strong impurity-host coupling the $3d-4d$ spin-orbital exchange determines the orbital and spin configuration of the $4d$ atoms around the impurity. The most favorable state is when the doublon occupies c orbitals at the NN sites to the impurity. The spin correlations between the impurity and the host are AF (FM), if the amplitude of η_{imp} is below (above) η_{imp}^c , leading to the AFa and the FMa states, see Fig. 9. The AFa state has a striped-like profile with

AF chains alternated by FM domains (consisting of three chains) along the diagonal of the square lattice. Even if the coupling between the impurity and the host is AF for all the bonds in the AFa state, the overall configuration has a residual magnetic moment originating by the uncompensated spins and by the cooperation between the spin-orbital exchange in the $4d$ host and that for the $3d-4d$ bonds. Interestingly, at the point where the dominant $3d-4d$ exchange tends to zero (i.e., for $\eta_{\text{imp}} \simeq \eta_{\text{imp}}^c$), one finds a region of the FSa phase which is analogous to the FSa phase found in Sec. III C for a single impurity, see Fig. 6. Again the impurity spin is frustrated in purely classical approach but this frustration is easily released by the orbital fluctuations in the host so that the C -AF order of the host can be restored. This state is stable for the amplitude of η_{imp} being close to η_{imp}^c .

The regime of small $J_{\text{imp}}/J_{\text{host}}$ ratio is qualitatively different — an orbital rearrangement around the impurity takes place, with a preference to move the doublons into the inactive orbitals along the $3d-4d$ bonds. Such orbital configurations favor the AF spin coupling at all the $3d-4d$ bonds which is stabilized by the $4d-4d$ superexchange [38]. This configuration is peculiar because it generally breaks inversion and does not have any plane of mirror symmetry. It is worth pointing out that the original order in the $4d$ host is completely modified by the small concentration of $3d$ ions and one finds that the AF coupling between the $3d$ impurity and the $4d$ host generally leads to patterns such as the AFc phase where FM chains alternate with AF ones in the (a, b) plane. Another relevant issue is that the cooperation between the host and impurity can lead to a fully polarized FMa state. This implies that doping can release the orbital frustration which was present in the host with the C -AF/ G -AO order.

C. Phase diagram for periodic $x = 1/5$ doping

Next we consider doping $x = 1/5$ with a given periodic spatial profile which concerns both doublon sublattices. We investigate the $3d$ spin impurities separated by the translation vectors $\vec{u} = (i, j)$ and $\vec{v} = (2, -1)$ (one can show that for general periodic doping x , $|\vec{u}|^2 = x^{-1}$) so there is a mismatch between the impurity periodicity and the two-sublattice G -AO order in the host. One finds that the present case, see Fig. 10, has similar general structure of the phase diagram to the case of $x = 1/8$ (Fig. 9), with AF correlations dominating for η_{imp} lower than η_{imp}^c and FM ones otherwise. Due to the specific doping distribution there are more phases appearing in the ground state phase diagram. For $\eta_{\text{imp}} < \eta_{\text{imp}}^c$ the most stable spin configuration is with the impurity coupled antiferromagnetically to the host. This happens both in the AF vacancy (AFv) and the AF polaronic (AFp) ground states. The difference between the two AF states arises due to the orbital arrangement around the impurity. For weak ratio of the impurity to the host

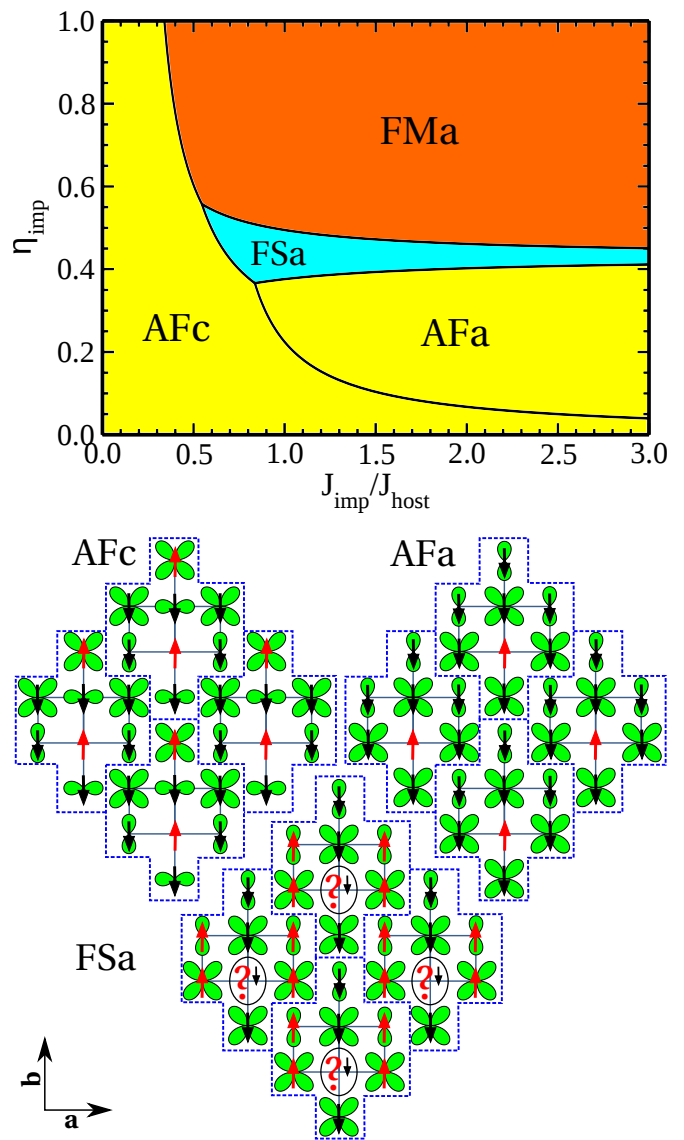


FIG. 9. Top panel — Ground state diagram obtained for periodic $3d$ doping $x = 1/8$. Different colors refer to local spin order around the impurity: AFa, AFc, FSa, and FMa. Bottom panel — Schematic view of the ground state configurations within the four 8-site unit cells (indicated by blue dashed lines) for the phases shown in the phase diagram. The question marks in FSa phase indicate frustrated impurity spins within the classical approach — the spin direction (small arrows) is fixed only by quantum fluctuations. The $3d$ atoms are placed at the sites where orbitals are absent.

spin-orbital exchange, $J_{\text{imp}}/J_{\text{host}}$, the orbitals around the impurity are all inactive ones. On the contrary, in the strong impurity-host coupling regime all the orbitals are polarized to be in active (polaronic) states around the impurity. Both states have been found as AF1c and AF2c phase in the single impurity problem (Fig. 8).

More generally, for all phases the boundary given by an approximate hyperbolic relation $\eta_{\text{imp}} \propto J_{\text{imp}}^{-1}$ separates the phases where the orbitals around impurities in

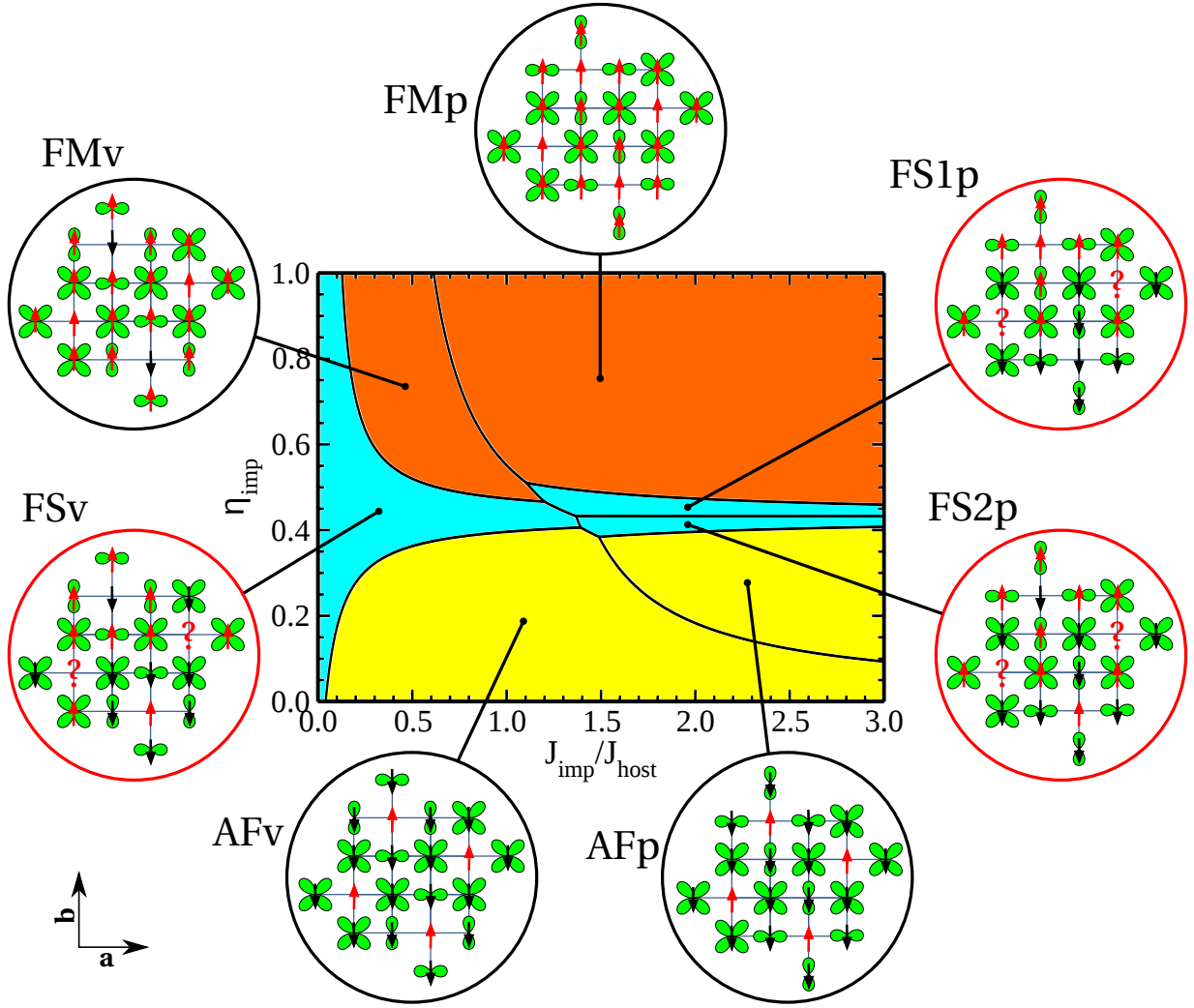


FIG. 10. Ground state diagram for $x = 1/5$ periodic concentration of $3d$ impurities (sites where orbitals are absent) with schematic views of the ground state configurations obtained for the unit cell of 20 sites. Spin and orbital order are shown by arrows and orbitals occupied by doublons; magnetic phases (AF, FS, and FM) are highlighted by different color. The question marks in FS states (red circles) indicate frustrated impurity spins within the classical approach.

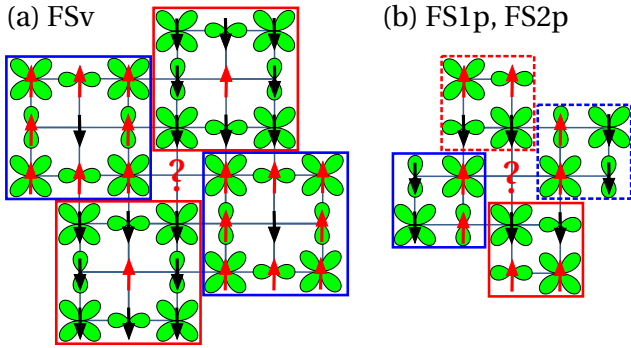


FIG. 11. Isotropic surrounding of the degenerate impurity spins in the FSv and FSp phases in the case of $x = 1/5$ periodic doping (Fig. 10). Frames mark the clusters which are not connected with orbitally active bonds.

the c -orbital sublattice are all inactive (small η_{imp}) from those where all the orbitals are active (large η_{imp}). The inactive orbital around the impurity stabilize always the AF coupling between the impurity spin and host spins whereas the active orbitals can give either AF or FM exchange depending on η_{imp} (hence η_{imp}^c , see Fig. 4). Since the doping does not match the size of the elementary unit cell, the resulting ground states do not exhibit specific symmetries in the spin-orbital pattern. They are generally FM due to the uncompensated magnetic moments and the impurity feels screening by the presence of the surrounding it host spins being antiparallel to the impurity spin.

By increasing Hund's exchange coupling at the $3d$ ion the system develops fully FM state in a large region of the ground state diagram due to the possibility of suitable orbital polarization around the impurity. On the other hand, in the limit where the impurity-host bonds

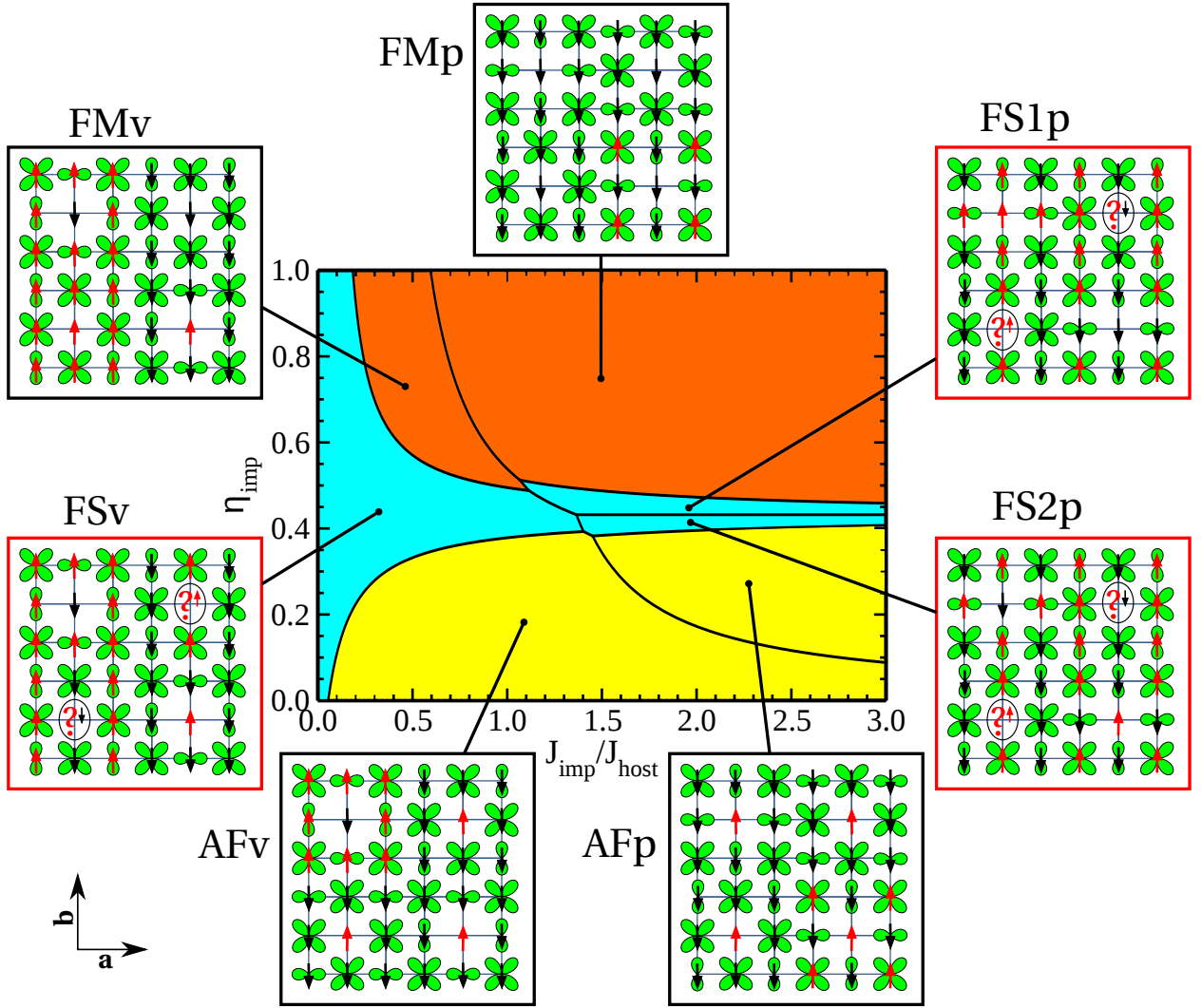


FIG. 12. Ground state diagram for $x = 1/9$ periodic concentration of $3d$ impurities with schematic views of the ground state configurations obtained for the unit cell of 36 sites. Spin order (AF, FS, and FM) is highlighted by different color. The question marks in FS states (red squares) indicate frustrated impurity spins within the classical approach — the spin is fixed here by quantum fluctuations (small arrows). Doped $3d$ atoms are at the sites where orbitals are absent.

are weak, so either for $\eta_{\text{imp}} \simeq \eta_{\text{imp}}^c$ and large enough $J_{\text{imp}}/J_{\text{host}}$ so that all orbitals around the impurity are active, or just for small $J_{\text{imp}}/J_{\text{host}}$ we get the FS phases where the impurity spin at the a -orbital sublattice is undetermined in the present classical approach. This is a similar situation to the one found in the FSa phase of a single impurity problem and at $x = 1/8$ periodic doping, see Figs. 6 and 9, but there it was still possible to identify the favored impurity spin polarization by considering the orbital flips in the host around the impurity.

However, the situation here is different as the host's order is completely altered by doping and has become isotropic, in contrast to the initial C -AF order (Fig. 2) which breaks the planar symmetry between the a and b direction. It was precisely this symmetry breaking that favored one impurity spin polarization over the other one. Here this mechanism is absent — one can easily check

that the neighborhood of the c orbitals surrounding impurities is completely equivalent in both directions (see Fig. 11 for the view of these surroundings) so that the orbital flip argument is no longer applicable. This is a peculiar situation in the classical approach and we indicate frustration in spin direction by question marks in Fig. 10.

In Fig. 11 we can see that both in FS vacancy (FSv) and FS polaronic (FSp) phase the orbitals are grouped in 3×3 clusters and 2×2 plaquettes, respectively, that encircle the degenerate impurity spins. For the FSv phase we can distinguish between two kind of plaquettes with non-zero spin polarization differing by a global spin inversion. In the case of FSp phases we observe four plaquettes with zero spin polarization arranged in two pairs related by a point reflection with respect to the impurity site. It is worthwhile to realize that these plaquettes are com-

pletely disconnected in the orbital sector, i.e., there are no orbitally active bonds connecting them (see Fig. 7 for the pictorial definition of orbitally active bonds). This means that quantum effects of purely orbital nature can appear only at the short range, i.e., inside the plaquettes. However, one can expect that if for some reason the two degenerate spins in a single elementary cell will polarize then they will also polarize in the same way in all the other cells to favor long-range quantum fluctuations in the spin sector related to the translational invariance of the system.

D. Phase diagram for periodic $x = 1/9$ doping

Finally we investigate low doping $x = 1/9$ with a given periodic spatial profile, see Fig. 12. Here the impurities are separated by the translation vectors $\vec{u} = (0, 3)$ and $\vec{v} = (3, 0)$. Once again there is a mismatch between the periodic distribution of impurities and the host's two-sublattice AO order, so we again call this doping incommensurate as it also imposes doping at both doublon sublattices. The ground state diagram presents gradually increasing tendency towards FM $3d-4d$ bonds with increasing η_{imp} , see Fig. 12. These polaronic bonds polarize as well the $4d-4d$ bonds and one finds an almost FM order in the FM p state. Altogether, we have found the same phases as at the higher doping of $x = 1/5$, see Fig. 10, i.e., AF v and AF p at low values η_{imp} , FM v and FM p in the regime of high η_{imp} , separated by the regime of frustrated impurity spins which occur within the phases: FS v , FS1 p , and FS2 p .

The difference between the two AF (FM) states in Fig. 12 is due to the orbital arrangement around the impurity. As for the other doping levels considered so far, $x = 1/8$ and $x = 1/5$, we find neutral (inactive) orbitals around $3d$ impurities in the regime of low $J_{\text{imp}}/J_{\text{host}}$ in AF v and FM v phases which lead to spin defects within the 1D FM chains in the C -AF spin order. A similar behavior was reported for single impurities in the low doping regime in Sec. III. This changes radically above the orbital transition for both types of local magnetic order, where the orbitals reorient into the active ones. One finds that spin orientations are then the same as those of their neighboring $4d$ atoms, with some similarities to those found at $x = 1/5$, see Fig. 10.

Frustrated impurity spins occur in the crossover regime between the AF and FM local order around impurities. This follows from the local configurations around them, which include two \uparrow -spins and two \downarrow -spins accompanied by c orbitals at the NN $4d$ sites. This frustration is easily removed by quantum fluctuations and we suggest that this happens again in the same way as for $x = 1/8$ doping, as indicated by small arrows in the respective FS phases shown in Fig. 12.

V. QUANTUM EFFECTS BEYOND THE CLASSICAL APPROACH

A. Spin-orbital quantum fluctuations

So far, we analyzed the ground states of $3d$ impurities in the (a, b) plane of a $4d$ system using the classical approach. Here we show that this classical picture may be used as a guideline and is only quantitatively changed by quantum fluctuations if the spin-orbit coupling is weak. We start the analysis by considering the quantum problem in the absence of spin-orbit coupling (at $\lambda = 0$). The orbital doublon densities,

$$N_\gamma \equiv \sum_{i \in \text{host}} \langle n_{i\gamma} \rangle, \quad (25)$$

with $\gamma = a, b, c$, and total S^z are conserved quantities and thus good quantum numbers for a numerical simulation. To determine the ground state configurations in the parameters space and the relevant correlation functions we diagonalize exactly the Hamiltonian matrix (17) for the cluster of $L = 8$ sites by means of the Lanczos algorithm. In Fig. 13(a) we report the resulting quantum phase diagram for an 8-site cluster having one impurity and assuming periodic boundary conditions, see Fig. 13(b). This appears to be an optimal cluster configuration because it contains a number of sites and connectivities that allows us to analyze separately the interplay between the host-host and the host-impurity interactions and to simulate a physical situation when the interactions within the host dominate over those between the host and the impurity. Such a problem is a quantum analogue of the single unit cell presented in Fig. 9 for $x = 1/8$ periodic doping.

As a general feature that resembles the classical phase diagram, we observe that there is a prevalent tendency to have AF-like (FM-like) spin correlations between the impurity and the host sites in the region of η_{imp} below (above) the critical point at $\eta_{\text{imp}}^c \simeq 0.43$ which separates these two regimes, with intermediate configurations having frustrated magnetic exchange. As we shall discuss below it is the orbital degree of freedom that turns out to be more affected by the quantum effects. Following the notation used for the classical case, we distinguish various quantum AF (QAF) ground states, i.e., QAF cn ($n = 1, 2$) and QAF an ($n = 1, 2$), as well as a uniform quantum FM (QFM) configuration, i.e., QFM a , and quantum frustrated one labeled as QFS a .

In order to visualize the main spin-orbital patterns contributing to the quantum ground state it is convenient to adopt a representation with arrows for the spin and ellipsoids for the orbital sector at any given host site. The arrows stand for the on-site spin projection $\langle S_i^z \rangle$, with the length being proportional to the amplitude. The length scale for the arrows is the same for all the configurations. Moreover, in order to describe the orbital character of the ground state we employed a graphical representation that makes use of an ellipsoid whose semi-axes $\{a, b, c\}$

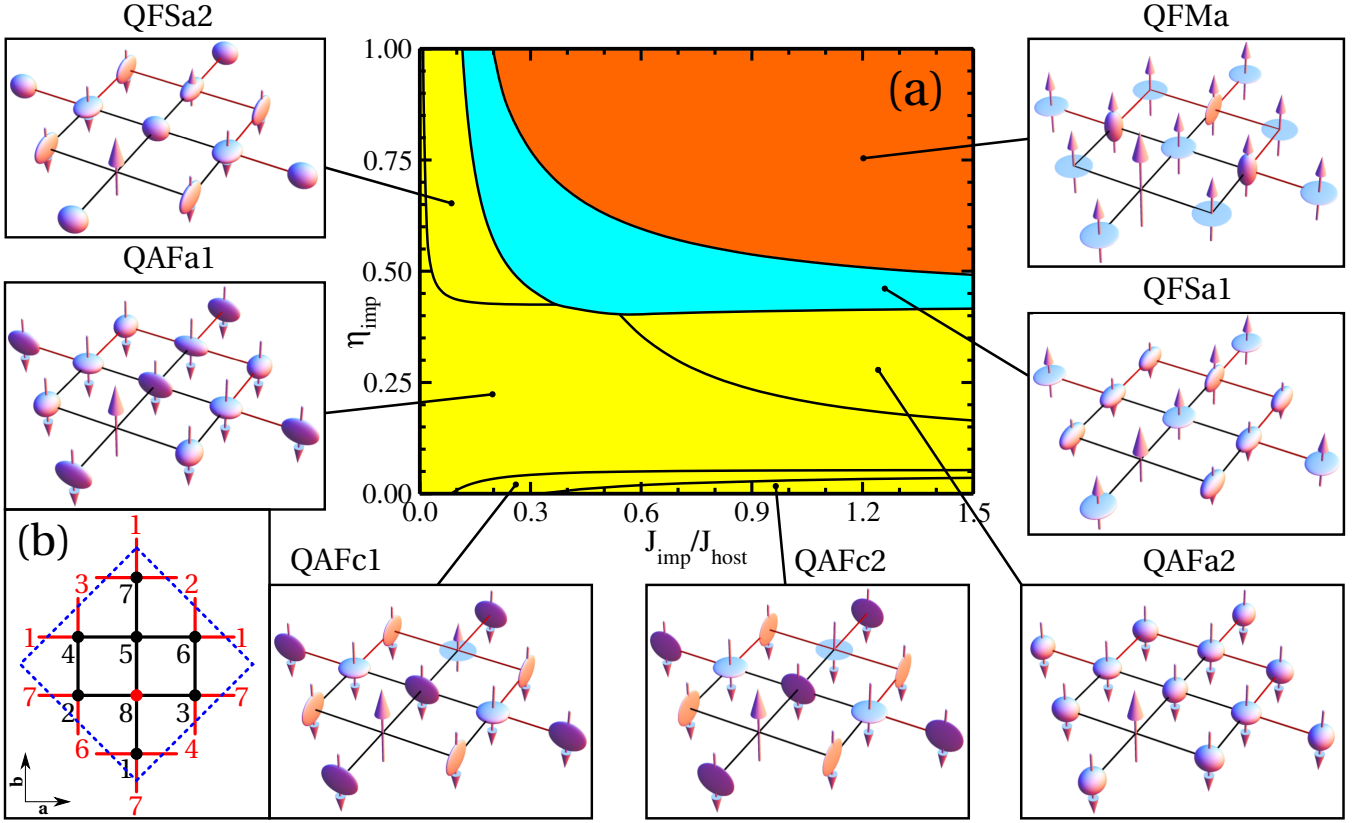


FIG. 13. (a) Phase diagram for the quantum problem at zero spin-orbit simulated on the 8-site cluster in the presence of one-impurity. Arrows and ellipsoids indicate the spin-orbital state at a given site i , while the shapes of ellipsoids reflect the orbital averages: $\langle a_i^\dagger a_i \rangle$, $\langle b_i^\dagger b_i \rangle$ and $\langle c_i^\dagger c_i \rangle$ (i.e., a circle in the plane perpendicular to the axis γ implies 100% occupation of the orbital γ). (b) The periodic cluster of $L = 8$ sites used, with the orbital dilution ($3d^3$ impurity) at site $i = 8$. The dotted lines identify the basic unit cell adopted for the simulation with the same symmetries of the square lattice.

length are given by the average amplitude of the squared angular momentum components $\{(L_i^x)^2, (L_i^y)^2, (L_i^z)^2\}$, or equivalently by the doublon occupation Eq. (9). For instance, for a completely flat circle (degenerate ellipsoid) lying in the plane perpendicular to the γ axis only the corresponding γ orbital is occupied. On the other hand, if the ellipsoid develops in all three directions $\{a, b, c\}$ it implies that more than one orbital is occupied and the distribution can be anisotropic in general. If all the orbitals contribute equally, one finds an isotropic spherical ellipsoid.

Due to the symmetry of the Hamiltonian, the phases shown in the phase diagram of Fig. 13(a) can be characterized by the quantum numbers for the z -th spin projection, S^z , and the doublon orbital occupation N_α (25), (S^z, N_a, N_b, N_c) : QAFc1 $(-3.5, 2, 2, 3)$, QFSA2 $(-1.5, 3, 1, 3)$, QAFa1 $(-5.5, 1, 3, 3)$, QAFa2 and QAFa2 $(-5.5, 2, 2, 3)$, QFSA1 $(-0.5, 3, 0, 4)$, and QFMA $(-8.5, 2, 1, 4)$. Despite the irregular shape of the cluster [Fig. 13(b)] there is also symmetry between the a and b directions. For this reason, the phases with $N_a \neq N_b$ can be equivalently described either by the set (S^z, N_a, N_b, N_c) or (S^z, N_b, N_a, N_c) .

The outcome of the quantum analysis indicates that

the spin patterns are quite robust as the spin configurations of the phases QAFa, QAFc, QFSA and QFMA are the analogues of the classical ones. The effects of quantum fluctuations are more evident in the orbital sector where mixed orbital patterns occur if compared to the classical case. In particular, orbital inactive states around the impurity are softened by quantum fluctuations and on some bonds we find an orbital configuration with a superposition of active and inactive states. The unique AF states where the classical inactive scenario is recovered corresponds to the QAFc1 and QAFc2 ones in the regime of small η_{imp} . A small hybridization of active and inactive orbitals along both the AF and FM bonds is also observed around the impurity for the QFSA phases as one can note by the shape of the ellipsoid at host sites. Moreover, in the range of large η_{imp} where the FM state is stabilized, the orbital pattern around the impurity is again like in the classical case.

A significant orbital rearrangement is also obtained within the host. We generally obtain an orbital pattern that is slightly modified from the pure AO configuration assumed in the classical case. The effect is dramatically different in the regime of strong impurity-host coupling (i.e., for large J_{imp}) with AF exchange (QAFa2) with the

formation of an orbital liquid around the impurity and within the host, with doublon occupation represented by an almost isotropic shaped ellipsoid. Interestingly, though with a different orbital arrangement, the QFSa1 and the QFSa2 states are the only ones where the C -AF order of the host is recovered. For all the other phases shown in the diagram of Fig. 13 the coupling between the host and the impurity is generally leading to a uniform spin polarization with FM or AF coupling between the host and the impurity depending on the strength of the host-impurity coupling. Altogether, we conclude that the classical spin patterns are only quantitatively modified and are robust with respect to quantum fluctuations.

B. Finite spin-orbit coupling

In this Section we analyze the quantum effects in the spin and orbital order around the impurity in the presence of the spin-orbit coupling at the host d^4 sites. For the t_{2g}^4 configuration the strong spin-orbit regime has been considered recently by performing an expansion around the atomic limit where the angular \vec{L}_i and spin \vec{S}_i momenta form a spin-orbit singlet for the amplitude of the total angular momentum, $\vec{J}_i = \vec{L}_i + \vec{S}_i$ (i.e., $J = 0$) [67]. The instability towards an AF state starting from the $J = 0$ liquid has been obtained within the spin-wave theory [68] for the low energy excitations emerging from the spin-orbital exchange.

In the analysis presented here we proceed from the limit of zero spin-orbit to investigate how the spin and orbital order are gradually suppressed when approaching the $J = 0$ spin-orbit singlet state. This issue is addressed by solving the full quantum Hamiltonian (17) exactly on a cluster of $L = 8$ sites including the spin-orbital exchange for the host and that one derived for the host-impurity coupling (17) as well as the spin-orbit term,

$$\mathcal{H}_{so} = \lambda \sum_{i \in \text{host}} \vec{L}_i \cdot \vec{S}_i. \quad (26)$$

where the sum includes the ions of the $4d$ host and we use the spin $S = 1$ and the angular momentum $L = 1$, as in the ionic $4d^4$ configurations. Here λ is the spin-orbit coupling constant at $4d$ host ions, and the components of the orbital momentum $\vec{L}_i \equiv \{L_i^x, L_i^y, L_i^z\}$ are defined as follows:

$$\begin{aligned} L_i^x &= i \sum_{\sigma} (d_{i,xy\sigma}^{\dagger} d_{i,xz\sigma} - d_{i,xz\sigma}^{\dagger} d_{i,xy\sigma}), \\ L_i^y &= i \sum_{\sigma} (d_{i,xy\sigma}^{\dagger} d_{i,yz\sigma} - d_{i,yz\sigma}^{\dagger} d_{i,xy\sigma}), \\ L_i^z &= i \sum_{\sigma} (d_{i,xz\sigma}^{\dagger} d_{i,yz\sigma} - d_{i,yz\sigma}^{\dagger} d_{i,xz\sigma}). \end{aligned} \quad (27)$$

To determine the ground state and the relevant correlation functions we use again the Lanczos algorithm for the cluster of $L = 8$ sites. Such an approach allows us to

study the competition between the spin-orbital exchange and the spin-orbit coupling on equal footing without any simplifying approximation. Moreover, the cluster calculation permits to include the impurity in the host and deal with the numerous degrees of freedom without making approximations that would constrain the interplay of the impurity-host versus host-host interactions.

Finite spin-orbit coupling significantly modifies the symmetry properties of the problem. Instead of the $SU(2)$ spin invariance one has to deal with the rotational invariance related to the total angular momentum per site $\vec{J}_i = \vec{L}_i + \vec{S}_i$. Though the $\vec{L}_i \cdot \vec{S}_i$ term in Eq. (26) commutes with both total \vec{J}^2 and J^z , the full Hamiltonian for the host with impurities Eq. (17) has a reduced symmetry because the spin sector is now linearly coupled to the orbital which has only the cubic symmetry. Thus the remaining symmetry is a cyclic permutation of the $\{x, y, z\}$ axes.

Moreover, J^z is not a conserved quantity due to the orbital anisotropy of the spin-orbital exchange in the host and the orbital character of the impurity-host coupling. There one has a \mathbb{Z}_2 symmetry associated with the parity operator $(-1)^{J^z}$. Hence, the ground state can be classified as even or odd with respect to the value of J^z . This symmetry aspect can introduce a constraint on the character of the ground state and on the impurity-host coupling since the J^z value for the impurity is only due to the spin projection while in the host it is due to the combination of the orbital and spin projection. A direct consequence is that the parity constraint together with the unbalance between the spin at the host and the impurity sites leads to a nonvanishing total projection of the spin and angular momentum with respect to a symmetry axis, e.g. the z^{th} axis. It is worth to note that a fixed parity for the impurity spin means that it prefers to point in one direction rather than the other one which is not the case for the host's spin and angular momentum. Thus the presence on the impurity for a fixed \mathcal{P} will give a nonzero polarization along the quantization axis for every site of the system. Such a property holds for any single impurity with a half-integer spin.

Another important consequence of the spin-orbit coupling is that it introduces local quantum fluctuations in the orbital sector even at the sites close to the impurity where the orbital pattern is disturbed. The spin-orbit term makes the on-site problem around the impurity effectively analogous to the Ising model in a transverse field for the orbital sector, with nontrivial spin-orbital entanglement [34] extending over the impurity neighborhood.

In Figs. 14 and 15 we report the schematic evolution of the ground state configurations for the cluster of $L = 8$ sites, with one-impurity and periodic boundary conditions as a function of increasing spin-orbit coupling. These patterns have been determined by taking into account the sign and the amplitude of the relevant spatial dependent spin and orbital correlation functions. The arrows associated to the spin degree of freedom can lie in xy plane or out-of-plane (along z , chosen to be parallel

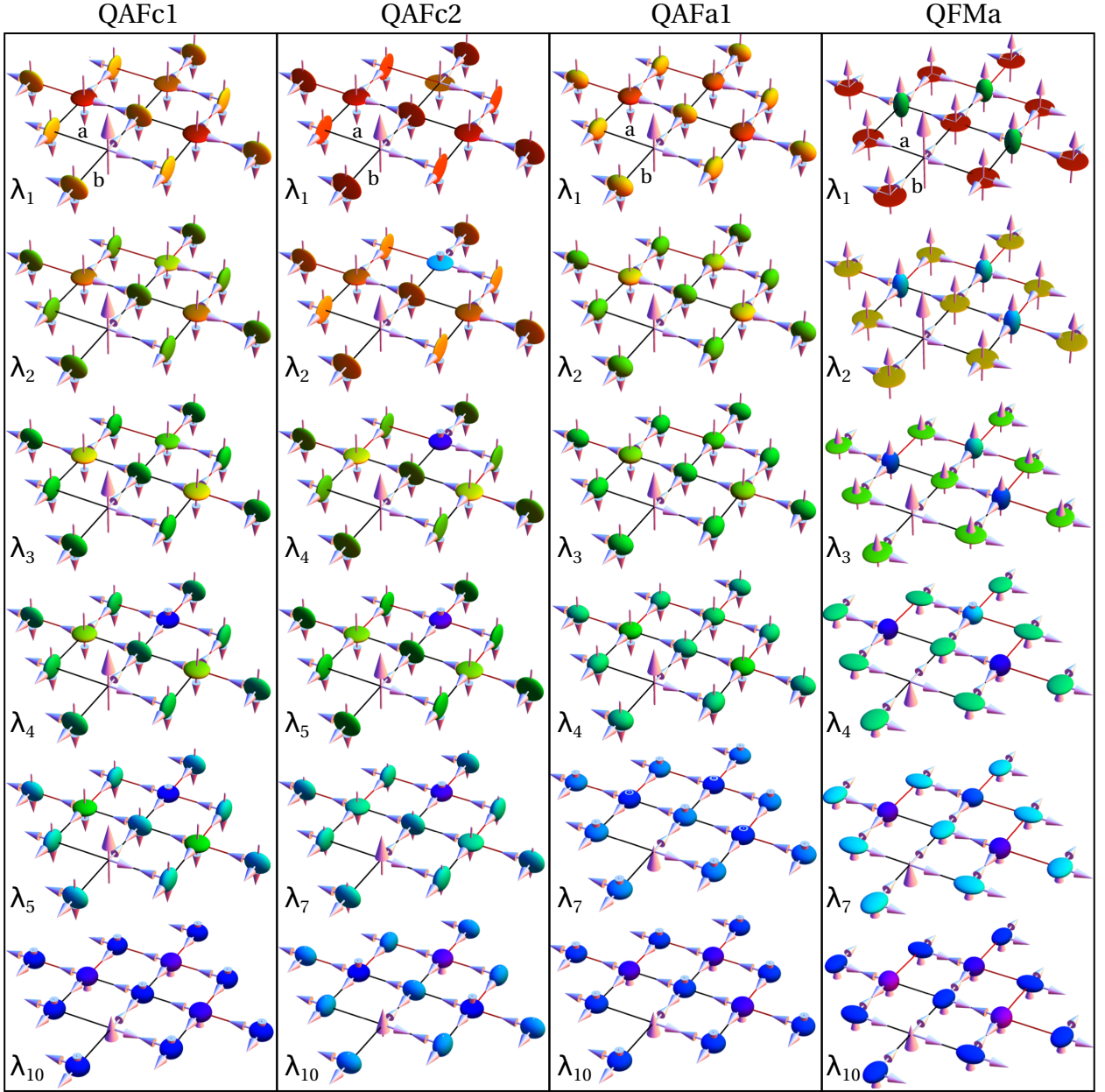


FIG. 14. Evolution of the ground state configurations for the AF phases for selected increasing values of spin-orbit coupling λ_m , see Eq. (28). Arrows and ellipsoids indicate the spin-orbital state at a given site i . Color map indicates the strength of the average spin-orbit, $\langle \vec{L}_i \cdot \vec{S}_i \rangle$, i.e., red, yellow, green, blue, violet correspond to the growing amplitude of the above correlation function. Small arrows at λ_5 and λ_{10} indicate quenched magnetization at the impurity by large spin-orbit coupling at the neighboring host sites.

to the c axis) to indicate the anisotropic spin pattern. The out-of-plane arrow length is given by the on-site expectation value of $\langle S_i^z \rangle$ while the in-plane arrow length is obtained by computing the square root of the second moment, i.e., $\sqrt{\langle (S_i^x)^2 \rangle}$ and $\sqrt{\langle (S_i^y)^2 \rangle}$ of the x and y spin components corresponding to the arrows along a and b , respectively.

Moreover, the in-plane arrow orientation for a given direction is determined by the sign of the corresponding spin-spin correlation function assuming as a refer-

ence the orientation of the impurity spin. The ellipsoid is constructed in the same way as for the zero spin-orbit case above, with the addition of a color map that indicates the strength of the average $\vec{L}_i \cdot \vec{S}_i$ (i.e., red, yellow, green, blue, violet correspond with a growing amplitude of the local spin-orbit correlation function). The scale for the spin-orbit amplitude is set to be in the interval $0 < \lambda < J_{\text{host}}$. The selected values for the ground state evolution are given by the relation (with

$m = 1, 2, \dots, 10$),

$$\lambda_m = \left[0.04 + 0.96 \frac{(m-1)}{9} \right] J_{\text{host}}. \quad (28)$$

The scale is set such that $\lambda_1 = 0.04J_{\text{host}}$ and $\lambda_{10} = J_{\text{host}}$. This range of values allows us to explore the relevant physical regimes when moving from $3d$ to $4d$ and $5d$ materials with corresponding λ being much smaller than J_{host} , $\lambda \sim J_{\text{host}}/2$ and $\lambda > J_{\text{host}}$, respectively. For the performed analysis the selected values of λ (28) are also representative of the most interesting regimes of the ground state as induced by the spin-orbit coupling.

Let us start with the quantum AF phases QAFc1, QAFc2, QFSa1, QFSa2, QAFa1, and QAFa2. As one can observe the switching on of the spin-orbit coupling (i.e., λ_1 in Fig. 14) leads to anisotropic spin patterns with unequal moments for the in-plane and out-of-plane components. From weak to strong spin-orbit coupling, the character of the spin correlations keeps being AF between the impurity and the neighboring host sites in all the spin directions. The main change for the spin sector occurs for the planar components. For weak spin-orbit coupling the in-plane spin pattern is generally AF for the whole system in all the spatial directions (i.e., G -AF order). Further increase of the spin-orbit does not modify qualitatively the character of the spin pattern for the out-of-plane components as long as we do not go to maximal values of $\lambda \sim J_{\text{host}}$ where local $\langle S_i^z \rangle$ moments are strongly suppressed. In this limit the dominant tendency of the system is towards formation of the spin-orbital singlets and the spin patterns shown in Fig. 14 are the effect of the virtual singlet-triplet excitations [67].

Concerning the orbital sector, only for weak spin-orbit coupling around the impurity one can still observe a reminiscence of inactive orbitals as related to the orbital vacancy role at the impurity site in the AF phase. Such an orbital configuration is quickly modified by increasing the spin-orbit interaction and it evolves into a uniform pattern with almost degenerate orbital occupations in all the directions, and with preferential superpositions of c and (a, b) states associated with dominating L^x and L^y orbital angular components (flattened ellipsoids along the c direction). An exception is the QAFc2 phase with the orbital inactive polaron that is stable up to large spin-orbit coupling of the order of J_{host} .

When considering the quantum FM configurations QFMa1 in Fig. 14, we observe similar trends in the evolution of the spin correlation functions as obtained for the AF states. Indeed, the QFMa exhibits a tendency to form FM chains with AF coupling for the in-plane components at weak spin-orbit that evolve into more dominant AF correlations in all the spatial directions within the host. Interestingly, the spin exchange between the impurity and the neighboring host sites shows a changeover from AF to FM for the range of intermediate-to-strong spin-orbit amplitudes.

A peculiar response to the spin-orbit coupling is obtained for the QFSa1 phase, see Fig. 15, which showed

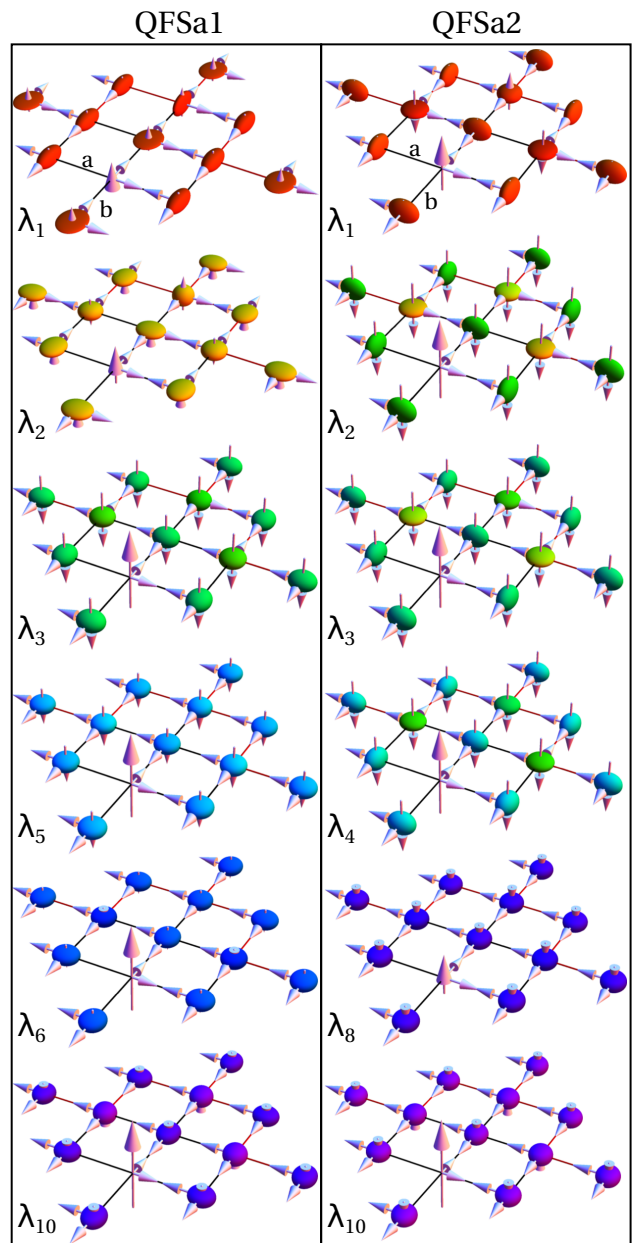


FIG. 15. Evolution of the ground state configurations for the QFSa1 and QFSa2 phases for selected increasing values of spin-orbit coupling λ_m , see Eq. (28). Arrows and ellipsoids indicate the spin-orbital state at a given site i . Color map indicates the strength of the average spin-orbit, $\langle \vec{L}_i \cdot \vec{S}_i \rangle$, i.e., red, yellow, green, blue, violet correspond to the growing amplitude of the above local correlation function.

a frustrated spin pattern around the impurity already in the classical regime, with FM and AF bonds. It is remarkable that due to the close proximity with uniform FM and the AF states, the spin-orbit interaction can lead to a dramatic rearrangement of the spin and orbital correlations for such a configuration. At weak spin-orbit coupling (i.e., $\lambda \simeq \lambda_1$) the spin-pattern is C -AF and the increased coupling ($\lambda \simeq \lambda_2$) keeps the C -AF order only

for the in-plane components with the exception of the impurity site. It also modulates the spin moment distribution around the impurity along the z direction. Further increase of λ leads to complete spin polarization along the z direction in the host, with antiparallel orientation with respect to the impurity spin. This pattern is guided by the proximity to the FM phase. The in-plane components develop a mixed FM-AF pattern with a strong xy anisotropy most probably related to the different bond exchange between the impurity and the host.

When approaching the regime of a spin-orbit coupling that is comparable to J_{host} , the out-of-plane spin components dominate and the only out-of-plane spin polarization is observed at the impurity site. Such a behavior is unique and occurs only in the QFSa phases. The cooperation between the strong spin-orbit coupling and the frustrated host-impurity spin-orbital exchange leads to an effective decoupling in the spin sector at the impurity with a resulting maximal polarization. On the other hand, as for the AF states, the most favorable configuration for strong spin-orbit has AF in-plane spin correlations. The orbital pattern for the QFSa states evolves similarly to the AF cases with a suppression of the active-inactive interplay around the impurity and the setting of a uniform-like orbital configuration with unquenched angular momentum on site and predominant in-plane components. The response of the FM state is different in this respect as the orbital active states around the impurity are hardly affected by the spin-orbit while the host sites far from the impurity the local spin-orbit coupling is more pronounced.

Finally, to understand the peculiar evolution of the spin configuration it is useful to consider the lowest order terms in the spin-orbital exchange that couple directly the orbital angular momentum with the spin. Taking into account the expression of the spin-orbital exchange in the host (26) and the expression of \vec{L}_i one can show that the low energy terms on a bond that get more relevant in the Hamiltonian when the spin-orbit coupling makes a non-vanishing local angular momentum. As a result, the corresponding expressions are:

$$H_{\text{host}}^{a(b)}(i, j) \approx J_{\text{host}} \left\{ a_1 \vec{S}_i \cdot \vec{S}_j + b_1 S_i^z S_j^z L_i^{y(x)} L_j^{y(x)} \right\} + \lambda \left\{ \vec{L}_i \cdot \vec{S}_i + \vec{L}_j \cdot \vec{S}_j \right\}, \quad (29)$$

with positive coefficients a_1 and b_1 that depend on r_1 and r_2 (21). A definite sign for the spin exchange in the limit of vanishing spin-orbit coupling is given by the terms which go beyond Eq. (29). Then, if the ground state has isotropic FM correlations (e.g. QFMa) at $\lambda = 0$, the term $S_i^z S_j^z L_i^{y(x)} L_j^{y(x)}$ would tend to favor AF-like configurations for the in-plane orbital angular components when the spin-orbit interaction is switched on. This opposite tendency between the z and $\{x, y\}$ components is counteracted by the local spin-orbit coupling that prevents to have coexisting FM and AF spin-orbital correlations. Such patterns would not allow to optimize the

$\vec{L}_i \cdot \vec{S}_i$ amplitudes. One way out is to reduce the z^{th} spin projection and to get planar AF correlations in the spin and in the host. A similar reasoning applies to the AF states where the negative sign of the $S_i^z S_j^z$ correlations favors FO alignment of the angular momentum components. As for the previous case, the opposite trend of in- and out-of-plane spin-orbital components is suppressed by the spin-orbit coupling and the in-plane FO correlations for the $\{L^x, L^y\}$ components leads to FM patterns for the in-plane spin part as well.

Summarizing, by close inspection of Figs. 14 and 15 one finds an interesting evolution of the spin patterns in the quantum phases:

- (i) For the QAF states (Fig. 14), a spin canting develops at the host sites (i.e., the relative angle is between 0 and π) while the spins on impurity-host bonds are always AF. The canting in the host evolves, sometime in an inhomogeneous way, to become reduced in the strong spin-orbit coupling regime where ferro-like correlations tend to dominate. In this respect, when the impurity is coupled antiferromagnetically to the host it does not follow the tendency to form spin canting.
- (ii) In the QFM states (Fig. 15), at weak spin-orbit one observes spin-canting in the host and for the host-impurity coupling that persists only in the host whereas the spin-orbit interaction is increasing.

C. Spin-orbit coupling versus Hund's exchange

To probe the phase diagram of the system in presence of the spin-orbit coupling ($\lambda > 0$) we solved the same cluster of $L = 8$ sites as before along three different cuts in the phase diagram of Fig. 13(a) for three values of λ , i.e., small $\lambda = 0.1J_{\text{host}}$, intermediate $\lambda = 0.5J_{\text{host}}$, and large $\lambda = J_{\text{host}}$. Each cut contained ten points, the cuts were parameterized as follows: (i) $J_{\text{imp}} = 0.7J_{\text{host}}$ and $0 \leq \eta_{\text{imp}} \leq 0.7$, (ii) $J_{\text{imp}} = 1.3J_{\text{host}}$ and $0 \leq \eta_{\text{imp}} \leq 0.7$, and (iii) $\eta_{\text{imp}} = \eta_{\text{imp}}^c \simeq 0.43$ and $0 \leq J_{\text{imp}} \leq 1.5J_{\text{host}}$. In Fig. 16(a) we show the representative spin-orbital configurations obtained for $\lambda = 0.5J_{\text{host}}$ along the first cut shown in Fig. 16(b). Values of η_{imp} are chosen as

$$\eta_{\text{imp}} = \eta_m \equiv 0.7 \frac{(m-1)}{9}, \quad (30)$$

with $m = 1, \dots, 10$ but not all the points are shown in Fig. 16(a) — only the ones for which the spin-orbital configuration changes substantially.

The cut starts in the QAFc2 phase, according to the phase diagram of Fig. 16(b), and indeed we find a similar configuration to the one shown in Fig. 14 for QAFc2 phase at $\lambda = \lambda_5$. Moving up in the phase diagram from η_1 to η_2 we see that the configuration evolves smoothly to the one which we have found in the QAFa1 phase at $\lambda = \lambda_5$ (not shown in Fig. 14). The evolution of spins is such that the out-of-plane moments are suppressed while in-plane ones are slightly enhanced. The orbitals become more spherical and the local spin-orbit average, $\langle \vec{L}_i \cdot \vec{S}_i \rangle$,

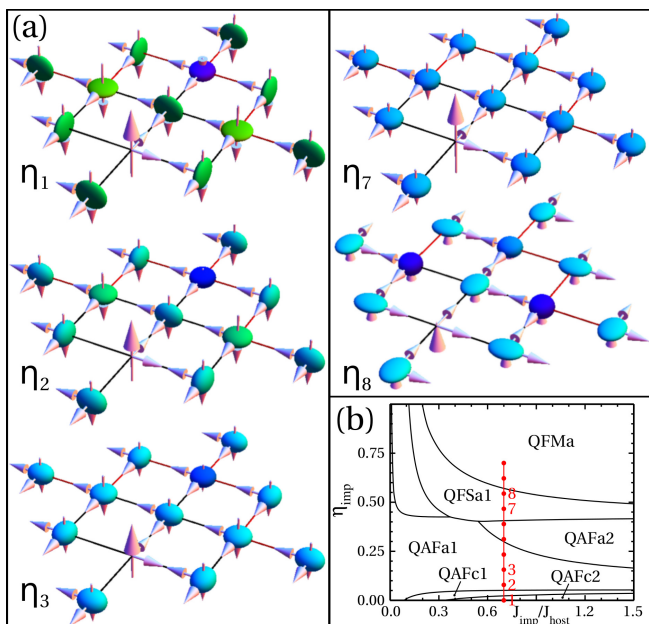


FIG. 16. (a) Evolution of the ground state configurations as for increasing η_{imp} and for a fixed value of spin-orbit coupling $\lambda = 0.5J_{\text{host}}$ along a cut in the phase diagram shown in panel (b), i.e., for $J_{\text{imp}} = 0.7J_{\text{host}}$ and $0 \leq \eta_{\text{imp}} \leq 0.7$. Arrows and ellipsoids indicate the spin-orbital state at a given site i . Color map indicates the strength of the average spin-orbit, $\langle \vec{L}_i \cdot \vec{S}_i \rangle$, i.e., red, yellow, green, blue, violet correspond to the growing amplitude of the above correlation function.

becomes larger and more uniform, however for the apical site $i = 7$ in the cluster [Fig. 13(b)] the trend is opposite — initially large value of spin-orbit coupling drops towards the uniform value. The points between η_3 and η_7 we skip as the evolution is smooth and the trend is clear, however the impurity out-of-plane moment begins to grow above η_5 , indicating proximity to the QFSa1 phase. For this phase at intermediate and high λ the impurity moment is much larger than all the others (see Fig. 15).

For $\eta_{\text{imp}} = \eta_7$ the orbital pattern clearly shows that we are in the QFSa1 phase at $\lambda = \lambda_5$ which agrees with the position of the η_7 point in the phase diagram, see Fig. 16(b). On the other hand, moving to the next η_{imp} point upward along the cut Eq. (30) we already observe a configuration which is very typical for the QFMa phase at intermediate λ (here $\lambda = \lambda_7$ shown in Fig. 14 but also λ_6 , not shown). This indicates that the QFSa1 phase can be still distinguished at $\lambda = 0.5J_{\text{host}}$ and its position in the phase diagram is similar as in the $\lambda = 0$ case, i.e., as an intermediate phase between the QAFa1(2) and QFMa one.

Finally, we have found that also the two other cuts which were not shown here, i.e., for $J_{\text{imp}} = 1.3J_{\text{host}}$ and increasing η_{imp} and for $\eta_{\text{imp}} = \eta_{\text{imp}}^c \simeq 0.43$ and increasing J_{imp} confirm that the overall character of the phase diagram of Fig. 13(a) is preserved at this value of spin-

orbit coupling, however firstly, the transitions between the phases are smooth and secondly, the subtle differences between the two QFSa, QAFa and QAFc phases are no longer present. This also refers to the smaller value of λ , i.e., $\lambda = 0.1J_{\text{host}}$, but already for $\lambda = J_{\text{host}}$ the out-of-plane moments are so strongly suppressed (except for the impurity moment in the QFSa1 phase) and the orbital polarization is so weak (i.e., almost spherical ellipsoids) that typically the only distinction between the phases can be made by looking at the in-plane spin correlations and the average spin-orbit, $\langle \vec{L}_i \cdot \vec{S}_i \rangle$. In this limit we conclude that the phase diagram is (partially) melted by large spin-orbit coupling but for lower values of λ it is still valid.

VI. SUMMARY AND CONCLUSIONS

We have derived the spin-orbital superexchange model for $3d^3$ impurities replacing $4d^4$ (or $3d^2$) ions in the $4d$ ($3d$) host in the regime of Mott insulating phase. Although the impurity has no orbital degree of freedom, we have shown that it contributes to the spin-orbital physics and influences strongly the orbital order. In fact, it tends to project out the inactive orbitals at the impurity-host bonds to maximize the energy gain from virtual charge fluctuations. In this case the interaction along the superexchange bond can be either antiferromagnetic or ferromagnetic, depending on the ratio of Hund's exchange coupling at impurity (J_1^H) and host (J_2^H) ions and on the mismatch Δ between the $3d$ and $4d$ atomic energies, modified by the difference in Hubbard U 's and Hund's exchange J^H 's at both atoms. This ratio, denoted η_{imp} (14), replaces here the conventional parameter $\eta = J_H/U$ often found in the spin-orbital superexchange models of undoped compounds (e.g., in the Kugel-Khomskii model for KCuF_3 [14]) where it quantifies the proximity to ferromagnetism. On the other hand, if the overall coupling between the host and impurity is weak in the sense of the total superexchange, J_{imp} , with respect to the host value, J_{host} , the orbitals being next to the impurity may be forced to stay inactive which modifies the magnetic properties — in such cases the impurity-host bond is always antiferromagnetic.

As we have seen in the case of a single impurity, the above two mechanisms can have a nontrivial effect on the host, especially if the host itself is characterized by frustrated interactions, as it happens in the parameter regime where the C -AF phase is stable. For this reason we have focused mostly on the latter phase of the host and we have presented the phase diagrams of a single impurity configuration in the case when the impurity is doped on the sublattice where the orbitals form a checkerboard pattern with alternating c and a orbitals occupied by doublons. The diagram for the c -sublattice doping shows that in some sense the impurity is never weak, because even for a very small value of $J_{\text{imp}}/J_{\text{host}}$ it can release the host's frustration around the impurity

site acting as an orbital vacancy. On the other hand, for the a -sublattice doping when the impurity-host coupling is weak, i.e., either $J_{\text{imp}}/J_{\text{host}}$ is weak or η_{imp} is close to η_{imp}^c , we have identified an interesting quantum mechanism releasing frustration of the impurity spin (that cannot be avoided in the purely classical approach). It turned out that in such situations the orbital flips in the host make the impurity spin polarize in such a way that the C -AF order of the host is completely restored.

The cases of the periodic doping studied in this paper show that the host's order can be completely altered already for *rather low* doping of $x = 1/8$, even if the $J_{\text{imp}}/J_{\text{host}}$ is small. In this case we can stabilize a ferrimagnetic type of phase with a four-site unit cell having magnetization $\langle S_i^z \rangle = 3/2$, reduced further by quantum fluctuations. We have established that the only parameter range where the host's order remains unchanged is when η_{imp} is close to η_{imp}^c and $J_{\text{imp}}/J_{\text{host}} \gtrsim 1$. The latter value is very surprising as it means that the impurity-host coupling must be large enough to keep the host's order unchanged — this is another manifestation of the orbital vacancy mechanism that we have already observed for a single impurity. Also in this case the impurity spins are fixed with the help of orbital flips in the host that lift the degeneracy which arises in the classical approach. We would like to point out that the quantum mechanism that lifts the ground state degeneracy mentioned above and the role of quantum fluctuations are of particular interest for the periodically doped checkerboard systems with $x = 1/2$ doping which is a challenging problem for future research.

From the point of view of generic, i.e., non-periodic doping, the most representative cases are those of a doping which is incommensurate with the two-sublattice spin-orbital pattern. To uncover the generic rules in such cases, we have studied periodic $x = 1/5$ and $x = 1/9$ doping. One finds that when the period of the impurity positions does not match the period of 2 for both the spin and orbital order of the host, interesting novel types of order emerge. In such cases the elementary cell must be doubled in both lattice directions which clearly gives a chance of realizing more phases than in the case of commensurate doping. Our results show that indeed, the number of phases increases from 4 to 7 and the host's order is altered in each of them. Quite surprisingly, the overall character of the phase diagram remained unchanged with respect to the one for $x = 1/8$ doping and, if we ignore the differences in configuration, it seems that only some of the phases got divided into two versions differing either by the spin bond's polarizations around impurities (phases around η_{imp}^c), or by the character of the orbitals around the impurities (phases with inactive orbitals in the limit of small enough product $\eta_{\text{imp}}J_{\text{imp}}$, versus phases with active orbitals in the opposite limit). Orbital polarization in this latter region resembles orbital polarons in doped manganites [42, 43] — also here such states are stabilized by the double exchange [46].

A closer inspection of underlying phases reveals how-

ever a very interesting degeneracy of the impurity spins at $x = 1/5$ that arises again from the classical approach but this time it cannot be released by short-range orbital flips. This happens because the host's order is already so strongly altered that it is no longer anisotropic (as it was the case of the C -AF phase) and there is no way to restore the orbital anisotropy around the impurities that could lead to spin-bonds imbalance and polarize the spin. In the case of lower $x = 1/9$ doping such an effect is absent and the impurity spins are always polarized, as it happens for $x = 1/8$. It shows that this is rather a peculiarity of the $x = 1/5$ periodic doping.

Indeed, one can easily notice that for $x = 1/5$ every atom of the host is a nearest neighbor of some impurity. In contrast, for $x = 1/8$ we can find three host's atoms per unit cell which do not neighbor any impurity and for $x = 1/9$ there are sixteen of them. For this reason the impurity effects are amplified for $x = 1/5$ which is not unexpected although one may find somewhat surprising that the ground state diagrams for the lowest and the highest doping considered here are very similar. This suggests that the cooperative effects of multiple impurities are indeed not very strong in the low-doping regime, so the diagram obtained for $x = 1/9$ can be regarded as generic for the dilute doping regime with uniform spatial profile.

For the representative case of $x = 1/8$ doping, we have presented the consequences of quantum effects beyond the classical approach. Spin fluctuations are rather weak for the considered case of large $S = 1$ and $S = 3/2$ spins, and we have shown that orbital fluctuations on superexchange bonds are more important. They are strongest in the regime of antiferromagnetic impurity-host coupling (which suggests importance of entangled states [34]) and enhance the tendency towards frustrated impurity spin configurations but do not destroy other generic trends observed when the parameters η_{imp} and $J_{\text{imp}}/J_{\text{host}}$ increase.

Increasing spin-orbit coupling leads to qualitative changes in the spin-orbital order. When Hund's exchange is small at the impurity sites, the antiferromagnetic bonds around it have reduced values of spin-orbit coupling term, but the magnetic moments reorient and survive in the (a, b) planes, with some similarity to the phenomena occurring in the perovskite vanadates [57]. This quenches the magnetic moments at $3d$ impurities and leads to almost uniform orbital occupancies at the host sites. In contrast, frustration of impurity spins is removed and the impurity magnetization along the c axis survives for large spin-orbit coupling.

We would like to emphasize that the *orbital dilution* considered here influences directly the orbital degrees of freedom in the host around the impurities. The synthesis of hybrid compounds having both $3d$ and $4d$ transition metal ions will likely open a novel route for unconventional effects in complex materials. There are several reasons for expecting new scenarios in mixed $3d - 4d$ spin-orbital-lattice materials, and we pointed out only

some of them. On the experimental side, the changes of local order could be captured using inelastic neutron scattering or resonant inelastic x-ray scattering (RIXS). In fact, using RIXS can also bring an additional advantage: RIXS, besides being a perfect probe of both spin and orbital excitations, can also (indirectly) detect the nature of orbital ground state (supposedly also including the nature of impurities in the crystal) [82]. Unfortunately, there are no such experiments yet but we believe that they will be available soon.

Short range order around impurities could be investigated by the excitation spectra at the resonant edges of the substituting atoms. Taking them both at finite energy and momentum can give insights into the nature of the short range order around the impurity and then unveil information of the order within the host as well. Even if there are no elastic superlattice extra peaks one can expect that the spin-orbital correlations will emerge in the integrated RIXS spectra providing information of the impurity-host coupling and of the short range order around the impurity. Even more interesting is the case where the substituting atom forms a periodic array with small deviation from the perfect superlattice when one expects the emergence of extra elastic peaks which will clearly indicate the spin-orbital reconstruction. In our case an active orbital diluted site cannot participate coherently in the host spin-orbital order but rather may to restructure the host ordering [83]. At dilute impurity concentration we may expect broad peaks emerging at finite momenta in the Brillouin zone, indicating the formation of coherent islands with short range order around impurities.

We also note that local susceptibility can be suitably measured by making use of resonant spectroscopies (e.g. nuclear magnetic resonance (NMR), electron spin resonance (ESR), nuclear quadrupole resonance (NQR), muon spin resonance (μ SR), *etcetera*) that exploit the different magnetic or electric character of the atomic nuclei for the impurity and the host in the hybrid system. Finally, the random implantation of the muons in the sample can provide information of the relaxation time in different domains with unequal dopant concentration which may be nonuniform. For the given problem the differences in the resonant response can give relevant information about the distribution of the local fields, the occurrence of local order and provide access to the dynamical response within doped domains. The use of local spectroscopic resonance methods has been widely demonstrated to be successful when probing the nature and the evolution of the ground state in the presence of spin vacancies both for ordered and disordered magnetic configurations [84–87].

In summary, this study highlights the role of spin defects which lead to orbital dilution in spin-orbital systems. Using an example of $3d^3$ impurities in a $4d^4$ (or $3d^2$) host we have shown that impurities change radically the spin-orbital order around them, independently of the parameter regime. As a general feature we have

found that doped $3d^3$ ions within the host with spin-orbital order have frustrated spins and polarize the orbitals of the host when the impurity-host exchange as well as Hund's exchange at the impurity are both sufficiently large. This remarkable trend is independent of doping and is expected to lead to global changes of spin-orbital order in doped materials. While the latter effect is robust, we argue that the long-range spin fluctuations resulting from the translational invariance of the system will likely prevent the ground state from being macroscopically degenerate, so if the impurity spins in one unit cell happens to choose its polarization then the others will follow. On the contrary, in the regime of weak Hund's exchange $3d^3$ ions act not only as spin defects which order antiferromagnetically with respect to their neighbors, but also induce doublons in inactive orbitals.

Finally, we remark that this behavior with switching between inactive and active orbitals by an orbitally neutral impurity may lead to multiple interesting phenomena at macroscopic doping when global modifications of the spin-orbital order are expected to occur. Most of the results were obtained in the classical approximation but we have shown that modifications due to spin-orbit coupling do not change the main conclusion. We note that this generic treatment and the general questions addressed here, such as the release of frustration for competing spin structures due to periodic impurities, are relevant to double perovskites [88]. While the local orbital polarization should be similar, it is challenging to investigate disordered impurities, both theoretically and in experiment, to find out whether their influence on the global spin-orbital order in the host is equally strong.

ACKNOWLEDGMENTS

We thank Maria Daghofer and Krzysztof Wohlfeld for insightful discussions. W. B. and A. M. O. kindly acknowledge support by the Polish National Science Center (NCN) under Project No. 2012/04/A/ST3/00331. W. B. was also supported by the Foundation for Polish Science (FNP) within the START program. M. C. acknowledges funding from the EU — FP7/2007-2013 under Grant Agreement No. 264098 — MAMA.

Appendix A: Derivation of $3d - 4d$ superexchange

Here we present the details of the derivation of the low energy spin-orbital Hamiltonian for the $3d^3 - 4d^4$ bonds around the impurity at site i . $\mathcal{H}_{3d-4d}(i)$, which follows from the perturbation theory, as given in Eq. (10). Here we consider a single $3d^3 - 4d^4$ bond $\langle ij \rangle$. Two contributions to the effective Hamiltonian follow from charge excitations: (i) $\mathcal{H}_{J,43}^{(\gamma)}(i, j)$ due to $d_i^3 d_j^4 \rightleftharpoons d_i^4 d_j^3$, and (ii) $\mathcal{H}_{J,25}^{(\gamma)}(i, j)$ due to $d_i^3 d_j^4 \rightleftharpoons d_i^2 d_j^5$. Therefore the low energy

Hamiltonian is,

$$\mathcal{H}_J^{(\gamma)}(i, j) = \mathcal{H}_{J,43}^{(\gamma)}(i, j) + \mathcal{H}_{J,25}^{(\gamma)}(i, j). \quad (\text{A1})$$

Consider first the processes which conserve the number of doubly occupied orbitals, $d_i^3 d_j^4 \rightleftharpoons d_i^4 d_j^3$. Then by means of spin and orbital projectors, it is possible to express $\mathcal{H}_{J,43}^{(\gamma)}(i, j)$ for $i = 1$ and $j = 2$ as

$$\begin{aligned} \mathcal{H}_{J,43}^{(\gamma)}(1, 2) = & - \left(\vec{S}_1 \cdot \vec{S}_2 \right) \frac{t^2}{18} \left\{ \frac{4}{\Delta} - \frac{7}{\Delta + 3J_2^H} - \frac{3}{\Delta + 5J_2^H} \right\} \\ & + D_2^{(\gamma)} \left(\vec{S}_1 \cdot \vec{S}_2 \right) \frac{t^2}{18} \left\{ \frac{4}{\Delta} - \frac{1}{\Delta + 3J_2^H} + \frac{3}{\Delta + 5J_2^H} \right\} \\ & + \left(D_2^{(\gamma)} - 1 \right) \frac{t^2}{12} \left\{ \frac{8}{\Delta} + \frac{1}{\Delta + 3J_2^H} - \frac{3}{\Delta + 5J_2^H} \right\}, \quad (\text{A2}) \end{aligned}$$

with the excitation energy Δ defined in Eq. (11). The resulting effective $3d - 4d$ exchange in Eq. (A2) consists of three terms: (i) The first one does not depend on the orbital configuration of the $4d$ atom and it can be FM or AF depending on the values Δ and the Hund's exchange on the $3d$ ion. In particular, if Δ is the largest or the smallest energy scale, the coupling will be either AF or FM, respectively. (ii) The second term has an explicit dependence on the occupation of the doublon on the $4d$ atom via the projecting operator $D_2^{(\gamma)}$. This implies that a magnetic exchange is possible only if the doublon occupies the inactive orbital for a bond along a given direction γ . Unlike in the first term, the sign of this interaction is always positive favoring an AF configuration at any strength of Δ and J_1^H . (iii) Finally, the last term describes the effective processes which do not depend on the spin states on the $3d$ and $4d$ atoms. This contribution is of pure orbital nature, as it originates from the hopping between $3d$ and $4d$ atoms without affecting their spin configuration, and for this reason favors the occupation of active t_{2g} orbitals along the bond by the doublon.

Within the same scheme, we have derived the effective spin-orbital exchange that originates from the charge transfer processes of the type $3d_1^3 4d_2^4 \rightleftharpoons 3d_1^2 4d_2^5$, $\mathcal{H}_{J,25}^{(\gamma)}(1, 2)$. The effective low-energy contribution to the Hamiltonian for $i = 1$ and $j = 2$ reads

$$\begin{aligned} \mathcal{H}_{J,25}^{(\gamma)}(1, 2) = & \frac{t^2}{U_1 + U_2 - (\Delta + 3J_2^H - 2J_1^H)} \\ & \times \left\{ \frac{1}{3} D_2^{(\gamma)} \left(\vec{S}_1 \cdot \vec{S}_2 \right) + \frac{1}{3} \left(\vec{S}_1 \cdot \vec{S}_2 \right) - \frac{1}{2} \left(D_2^{(\gamma)} + 1 \right) \right\} \quad (\text{A3}) \end{aligned}$$

By inspection of the spin structure involved in the elemental processes that generate $\mathcal{H}_{J,25}^{(\gamma)}(1, 2)$, one can note that it is always AF independently of the orbital configuration on the $4d$ atom exhibiting with a larger spin-exchange and an orbital energy gain if the doublon is occupying the inactive orbital along a given bond. We have verified that the amplitude of the exchange terms

in $\mathcal{H}_{J,25}^{(\gamma)}(1, 2)$ is much smaller than the ones which enter in $\mathcal{H}_{J,43}^{(\gamma)}(1, 2)$ which justifies that one may simplify Eq. (A1) for $i = 1$ and $j = 2$ to

$$\mathcal{H}_J^{(\gamma)}(1, 2) \simeq \mathcal{H}_{J,43}^{(\gamma)}(1, 2), \quad (\text{A4})$$

and neglect $\mathcal{H}_{J,25}^{(\gamma)}(1, 2)$ terms altogether. This approximation is used in Sec. II.

Appendix B: Orbital operators in the L-basis

The starting point to express the orbital operators appearing in the spin-orbital superexchange model (17) is the relation between quenched $|a\rangle_i$, $|b\rangle_i$, and $|c\rangle_i$ orbitals at site i and the eigenvectors $|1\rangle_i$, $|0\rangle_i$, and $|-1\rangle_i$ of the angular momentum operator L_i^z . These are known to be

$$\begin{aligned} |a\rangle_i &= \frac{1}{\sqrt{2}} (|1\rangle_i + |-1\rangle_i), \\ |b\rangle_i &= \frac{-i}{\sqrt{2}} (|1\rangle_i - |-1\rangle_i), \\ |c\rangle_i &= |0\rangle_i. \end{aligned} \quad (\text{B1})$$

From this we can immediately get the occupation number operators for the doublon,

$$\begin{aligned} D_i^{(a)} &= a_i^\dagger a_i = |a\rangle_i \langle a|_i = 1 - (L_i^x)^2, \\ D_i^{(b)} &= b_i^\dagger b_i = |b\rangle_i \langle b|_i = 1 - (L_i^y)^2, \\ D_i^{(c)} &= c_i^\dagger c_i = |c\rangle_i \langle c|_i = 1 - (L_i^z)^2, \end{aligned} \quad (\text{B2})$$

and the related $\{n_i^{(\gamma)}\}$ operators,

$$\begin{aligned} n_i^{(a)} &= b_i^\dagger b_i + c_i^\dagger c_i = (L_i^x)^2, \\ n_i^{(b)} &= c_i^\dagger c_i + a_i^\dagger a_i = (L_i^y)^2, \\ n_i^{(c)} &= a_i^\dagger a_i + b_i^\dagger b_i = (L_i^z)^2. \end{aligned} \quad (\text{B3})$$

The doublon hopping operators have a slightly different structure that reflects their noncommutivity, i.e.,

$$\begin{aligned} a_i^\dagger b_i &= |a\rangle_i \langle b|_i = iL_i^y L_i^x, \\ b_i^\dagger c_i &= |b\rangle_i \langle c|_i = iL_i^z L_i^y, \\ c_i^\dagger a_i &= |c\rangle_i \langle a|_i = iL_i^x L_i^z. \end{aligned} \quad (\text{B4})$$

These relations are sufficient to write the superexchange Hamiltonian for the host-host and impurity-host bonds in the $\{L_i^x, L_i^y, L_i^z\}$ operator basis for the orbital part. However, in practice it is more convenient to work with real operators $\{L_i^+, L_i^-, L_i^z\}$ rather than with the original ones, $\{L_i^x, L_i^y, L_i^z\}$. Thus we write the final relations which we used for the numerical calculations in terms of these operators,

$$\begin{aligned} D_i^{(a)} &= -\frac{1}{4} \left[(L_i^+)^2 + (L_i^-)^2 \right] + \frac{1}{2} (L_i^z)^2, \\ D_i^{(b)} &= \frac{1}{4} \left[(L_i^+)^2 + (L_i^-)^2 \right] + \frac{1}{2} (L_i^z)^2, \end{aligned}$$

$$D_i^{(c)} = 1 - (L_i^z)^2, \quad (\text{B5})$$

for the doublon occupation numbers and going directly to the orbital $\bar{\tau}_i$ operators we find that,

$$\begin{aligned} \tau_i^{+(a)} &= \frac{1}{2} (L_i^- - L_i^+) L_i^z, \\ \tau_i^{+(b)} &= \frac{-i}{2} L_i^z (L_i^+ + L_i^-), \\ \tau_i^{+(c)} &= \frac{i}{4} \left[(L_i^+)^2 - (L_i^-)^2 \right] - \frac{i}{2} L_i^z, \end{aligned} \quad (\text{B6})$$

for the off-diagonal part and

$$\begin{aligned} \tau_i^{z(a)} &= \frac{1}{8} \left[(L_i^+)^2 + (L_i^-)^2 \right] + \frac{3}{4} (L_i^z)^2 - \frac{1}{2}, \\ \tau_i^{z(b)} &= \frac{1}{8} \left[(L_i^+)^2 + (L_i^-)^2 \right] - \frac{3}{4} (L_i^z)^2 + \frac{1}{2}, \end{aligned}$$

$$\tau_i^{z(c)} = -\frac{1}{4} \left[(L_i^+)^2 + (L_i^-)^2 \right], \quad (\text{B7})$$

for the diagonal one. Note that the complex phase in $\tau_i^{+(b)}$ and $\tau_i^{+(c)}$ is irrelevant and can be omitted here as $\tau_i^{+(\gamma)}$ is always accompanied by $\tau_j^{-(\gamma)}$ on a neighboring site. This is a consequence of the cubic symmetry in the orbital part of the superexchange Hamiltonian and it can be altered by a presence of a distortion, e.g., octahedral rotation. For completeness we also give the backward relation between angular momentum components, $\{L_i^\alpha\}$ with $\alpha = x, y, z$, and the orbital operators $\{\tau_i^{\alpha(\gamma)}\}$; these are:

$$\begin{aligned} L_i^x &= 2\tau_i^{x(a)}, \\ L_i^y &= 2\tau_i^{x(b)}, \\ L_i^z &= 2\tau_i^{y(c)}. \end{aligned} \quad (\text{B8})$$

-
- [1] M. Imada, A. Fujimori, and Y. Tokura, *Metal-Insulator Transitions*, Rev. Mod. Phys. **70**, 1039 (1998).
- [2] E. Berg, E. Fradkin, S. A. Kivelson, and J. M. Tranquada, *Striped Superconductors: how Spin, Charge and Superconducting Orders Intertwine in the Cuprates*, New J. Phys. **11**, 115004 (2011).
- [3] P. A. Lee, N. Nagaosa, and X.-G. Wen, *Doping a Mott Insulator: Physics of High-Temperature Superconductivity*, Rev. Mod. Phys. **78**, 17 (2006).
- [4] M. Vojta, *Lattice Symmetry Breaking in Cuprate Superconductors: Stripes, Nematics, and Superconductivity*, Adv. Phys. **58**, 699 (2009).
- [5] K. Yamada, C. H. Lee, K. Kurahashi, J. Wada, S. Wakimoto, S. Ueki, H. Kimura, Y. Endoh, S. Hosoya, G. Shirane, R. J. Birgeneau, M. Greven, M. A. Kastner, and Y. J. Kim, *Doping Dependence of the Spatially Modulated Dynamical Spin Correlations and the Superconducting-Transition Temperature in La_{2-x}Sr_xCuO₄*, Phys. Rev. B **57**, 6165 (1998).
- [6] M. Fleck, A. I. Lichtenstein, and A. M. Oleś, *Spectral Properties and Pseudogap in the Stripe Phases of Cuprate Superconductors*, Phys. Rev. B **64**, 134528 (2001).
- [7] P. Wróbel and A. M. Oleś, *Ferro-Orbitally Ordered Stripes in Systems with Alternating Orbital Order*, Phys. Rev. Lett. **104**, 206401 (2010).
- [8] Q. Li, K. E. Gray, S. B. Wilkins, M. Garcia Fernandez, S. Rosenkranz, H. Zheng, and J.F. Mitchell, *Prediction and Experimental Evidence for Thermodynamically Stable Charged Orbital Domain Walls*, Phys. Rev. X **4**, 031028 (2014).
- [9] J. Zaanen and A. M. Oleś, *Carriers Binding to Excitons: Crystal-Field Excitations in Doped Mott-Hubbard Insulators*, Phys. Rev. B **48**, 7197 (1993).
- [10] Y. Tokura and N. Nagaosa, *Orbital Physics in Transition-Metal Oxides*, Science **288**, 462 (2000).
- [11] K. I. Kugel and D. I. Khomskii, *The Jahn-Teller Effect and Magnetism: Transition Metal Compounds*, Sov. Phys. Usp. **25**, 231 (1982).
- [12] A. M. Oleś, G. Khaliullin, P. Horsch, and L. F. Feiner, *Fingerprints of Spin-Orbital Physics in Cubic Mott Insulators: Magnetic Exchange Interactions and Optical Spectral Weights*, Phys. Rev. B **72**, 214431 (2005).
- [13] K. Wohlfeld, M. Daghofer, S. Nishimoto, G. Khaliullin, and J. van den Brink, *Intrinsic Coupling of Orbital Excitations to Spin Fluctuations in Mott Insulators*, Phys. Rev. Lett. **107**, 147201 (2011).
- [14] L. F. Feiner, A. M. Oleś, and J. Zaanen, *Quantum Melting of Magnetic Order due to Orbital Fluctuations*, Phys. Rev. Lett. **78**, 2799 (1997).
- [15] G. Khaliullin and S. Maekawa, *Orbital Liquid in Three-Dimensional Mott Insulator: LaTiO₃*, Phys. Rev. Lett. **85**, 3950 (2000).
- [16] G. Khaliullin, *Orbital Order and Fluctuations in Mott Insulators*, Prog. Theor. Phys. Suppl. **160**, 155 (2005).
- [17] Leon Balents, *Spin Liquids in Frustrated Magnets*, Nature (London) **464**, 199 (2010).
- [18] L. F. Feiner and A. M. Oleś, *Orbital Liquid in Ferromagnetic Manganites: The Orbital Hubbard Model for e_g Electrons*, Phys. Rev. B **71**, 144422 (2005).
- [19] S. Nakatsuji, K. Kuga, K. Kimura, R. Satake, N. Katayama, E. Nishibori, H. Sawa, R. Ishii, M. Hagiwara, F. Bridges, T. U. Ito, W. Higemoto, Y. Karaki, M. Halim, A. A. Nugroho, J. A. Rodriguez-Rivera, M. A. Green, and C. Broholm, *Spin-Orbital Short-Range Order on a Honeycomb-Based Lattice*, Science **336**, 559 (2012).
- [20] J. A. Quilliam, F. Bert, E. Kermarrec, C. Payen, C. Guillot-Deudon, P. Bonville, C. Baines, H. Luetkens, and P. Mendels, *Singlet Ground State of the Quantum Antiferromagnet Ba₃CuSb₂O₉*, Phys. Rev. Lett. **109**, 117203 (2012).
- [21] B. Normand and A. M. Oleś, *Frustration and Entanglement in the t_{2g} Spin-Orbital Model on a Triangular Lattice: Valence-bond and Generalized Liquid States*, Phys. Rev. B **78**, 094427 (2008).
- [22] P. Corboz, M. Lajkó, A. M. Läuchli, K. Penc, and F. Mila, *Spin-Orbital Quantum Liquid on the Honeycomb Lattice*, Phys. Rev. X **2**, 041013 (2012).

- [23] J. Nasu and S. Ishihara, *Dynamical Jahn-Teller Effect in a Spin-Orbital Coupled System*, Phys. Rev. B **88**, 094408 (2012).
- [24] A. Smerald and F. Mila, *Exploring the Spin-Orbital Ground State of $\text{Ba}_3\text{CuSb}_2\text{O}_9$* , Phys. Rev. B **90**, 094422 (2014).
- [25] V. Fritsch, J. Hemberger, N. Büttgen, E.-W. Scheidt, H.-A. Krug von Nidda, A. Loidl, and V. Tsurkan, *Spin and Orbital Frustration in MnSc_2S_2 and FeSc_2S_4* , Phys. Rev. Lett. **92**, 116401 (2004).
- [26] G. Chen, L. Balents, and A. P. Schnyder, *Spin-Orbital Singlet and Quantum Critical Point on the Diamond Lattice: FeSc_2S_4* , Phys. Rev. Lett. **102**, 096406 (2009).
- [27] L. Mittelstädt, M. Schmidt, Z. Wang, F. Mayr, V. Tsurkan, P. Lunkenheimer, D. Ish, L. Balents, J. Deisenhofer, and A. Loidl, *Spin-Orbital and Quantum Criticality in FeSc_2S_4* , Phys. Rev. B **91**, in press (2015).
- [28] F. Vernay, K. Penc, P. Fazekas, and F. Mila, *Orbital Degeneracy as a Source of Frustration in LiNiO_2* , Phys. Rev. B **70**, 014428 (2004).
- [29] W. Brzezicki, J. Dziarmaga, and A. M. Oleś, *Non-collinear Magnetic Order Stabilized by Entangled Spin-Orbital Fluctuations*, Phys. Rev. Lett. **109**, 237201 (2012).
- [30] W. Brzezicki, J. Dziarmaga, and A. M. Oleś, *Exotic Spin Orders Driven by Orbital Fluctuations in the Kugel-Khomskii Model*, Phys. Rev. B **87**, 064407 (2013).
- [31] P. Czarnik and J. Dziarmaga, *Striped Critical Spin Liquid in a Spin-Orbital Entangled RVB State in a Projected Entangled-Pair State Representation*, Phys. Rev. B **91**, 045101 (2015).
- [32] F. Reynaud, D. Mertz, F. Celestini, J. Debierre, A. M. Ghorayeb, P. Simon, A. Stepanov, J. Voiron, and C. Delmas, *Orbital Frustration at the Origin of the Magnetic Behavior in LiNiO_2* , Phys. Rev. Lett. **86**, 3638 (2001).
- [33] A. Reitsma, L. F. Feiner, and A. M. Oleś, *Orbital and Spin Physics in LiNiO_2 and NaNiO_2* , New J. Phys. **7**, 121 (2005).
- [34] A. M. Oleś, *Fingerprints of Spin-Orbital Entanglement in Transition Metal Oxides*, J. Phys.: Condens. Matter **24**, 313201 (2012).
- [35] E. Dagotto, T. Hotta, and A. Moreo, *Colossal Magnetoresistant Materials: The Key Role of Phase Separation*, Phys. Rep. **344**, 1 (2001).
- [36] E. Dagotto, *Open Questions in CMR Manganites, Relevance of Clustered States and Analogies with Other Compounds Including the Cuprates*, New J. Phys. **7**, 67 (2005).
- [37] Y. Tokura, *Critical Features of Colossal Magnetoresistive Manganites*, Rep. Prog. Phys. **69**, 797 (2006).
- [38] L. F. Feiner and A. M. Oleś, *Electronic Origin of Magnetic and Orbital Ordering in Insulating LaMnO_3* , Phys. Rev. B **59**, 3295 (1999).
- [39] R. Kilian and G. Khaliullin, *Orbital Polarons in the Metal-Insulator Transition of Manganites*, Phys. Rev. B **60**, 13458 (1999).
- [40] M. Cuoco, C. Noce, and A. M. Oleś, *Origin of the Optical Gap in Half-Doped Manganites*, Phys. Rev. B **66**, 094427 (2002).
- [41] A. Weisse and H. Fehske, *Microscopic Modelling of Doped Manganites*, New J. Phys. **6**, 158 (2004).
- [42] M. Daghofer, A. M. Oleś, and W. von der Linden, *Orbital Polarons versus Itinerant e_g Electrons in Doped Manganites*, Phys. Rev. B **70**, 184430 (2004).
- [43] J. Geck, P. Wochner, S. Kiele, R. Klingeler, P. Reutler, A. Revcolevschi, and B. Büchner, *Orbital Polaron Lattice Formation in Lightly Doped $\text{La}_{1-x}\text{Sr}_x\text{MnO}_3$* , Phys. Rev. Lett. **95**, 236401 (2005).
- [44] A. M. Oleś and G. Khaliullin, *Dimensional Crossover and the Magnetic Transition in Electron Doped Manganites*, Phys. Rev. B **84**, 214414 (2011).
- [45] Y. M. Sheu, S. A. Trugman, L. Yan, J. Qi, Q. X. Jia, A. J. Taylor, and R. P. Prasankumar, *Polaronic Transport Induced by Competing Interfacial Magnetic Order in a $\text{La}_{0.7}\text{Ca}_{0.3}\text{MnO}_3/\text{BiFeO}_3$ Heterostructure*, Phys. Rev. X **4**, 021001 (2014).
- [46] P.-G. de Gennes, *Effects of Double Exchange in Magnetic Crystals*, Phys. Rev. **118**, 141 (1960).
- [47] G. Khaliullin and R. Kilian, *Theory of Anomalous Magnon Softening in Ferromagnetic Manganites*, Phys. Rev. B **61**, 3494 (2000).
- [48] A. M. Oleś and L. F. Feiner, *Why Spin Excitations in Metallic Ferromagnetic Manganites are Isotropic*, Phys. Rev. B **65**, 052414 (2002).
- [49] H. Sakai, S. Ishiwata, D. Okuyama, A. Nakao, H. Nakao, Y. Murakami, Y. Taguchi, and Y. Tokura, *Electron Doping in the Cubic Perovskite SrMnO_3 : Isotropic Metal versus Chainlike Ordering of Jahn-Teller Polarons*, Phys. Rev. B **82**, 180409 (2010).
- [50] G. Khaliullin, P. Horsch, and A. M. Oleś, *Spin Order due to Orbital Fluctuations: Cubic Vanadates*, Phys. Rev. Lett. **86**, 3879 (2001).
- [51] G. Khaliullin, P. Horsch, and A. M. Oleś, *Theory of Optical Spectral Weights in Mott Insulators with Orbital Degrees of Freedom*, Phys. Rev. B **70**, 195103 (2004).
- [52] P. Horsch, A. M. Oleś, L. F. Feiner, and G. Khaliullin, *Evolution of Spin-Orbital-Lattice Coupling in the RVO_3 Perovskites*, Phys. Rev. Lett. **100**, 167205 (2008).
- [53] C. Ulrich, G. Khaliullin, J. Sirker, M. Reehuis, M. Ohl, S. Miyasaka, Y. Tokura, and B. Keimer, *Magnetic Neutron Scattering Study of YVO_3 : Evidence for an Orbital Peierls State*, Phys. Rev. Lett. **91**, 257202 (2003).
- [54] J.-S. Zhou, J. B. Goodenough, J.-Q. Yan, and Y. Ren, *Superexchange Interaction in Orbital Fluctuating RVO_3* , Phys. Rev. Lett. **99**, 156401 (2007).
- [55] M. Reehuis, C. Ulrich, K. Prokeš, S. Mat'áš, J. Fujioka, S. Miyasaka, Y. Tokura, and B. Keimer, *Structural and Magnetic Phase Transitions of the Orthovanadates RVO_3 ($R=\text{Dy},\text{Ho},\text{Er}$) as seen via Neutron Diffraction*, Phys. Rev. B **83**, 064404 (2011).
- [56] J. Fujioka, T. Yasue, S. Miyasaka, Y. Yamasaki, T. Arima, H. Sagayama, T. Inami, K. Ishii, and Y. Tokura, *Critical Competition between two Distinct Orbital-Spin Ordered States in Perovskite Vanadates*, Phys. Rev. B **82**, 144425 (2010).
- [57] P. Horsch, G. Khaliullin, and A. M. Oleś, *Dimerization versus Orbital-Moment Ordering in a Mott Insulator YVO_3* , Phys. Rev. Lett. **91**, 257203 (2003).
- [58] J. Fujioka, S. Miyasaka, and Y. Tokura, *Doping Variation of Anisotropic Charge and Orbital Dynamics in $\text{Y}_{1-x}\text{Ca}_x\text{VO}_3$: Comparison with $\text{La}_{1-x}\text{Sr}_x\text{VO}_3$* , Phys. Rev. B **77**, 144402 (2008).
- [59] P. Horsch and A. M. Oleś, *Defect States and Spin-Orbital Physics in Doped Vanadates $\text{Y}_{1-x}\text{Ca}_x\text{VO}_3$* , Phys. Rev. B **84**, 064429 (2011).
- [60] A. Avella, P. Horsch, and A. M. Oleś, *Defect States and Excitations in a Mott Insulator with Orbital Degrees of*

- Freedom: Mott-Hubbard Gap versus Optical and Transport Gaps in Doped Systems*, Phys. Rev. B **87**, 045132 (2013).
- [61] T. Hotta, *Orbital Ordering Phenomena in d- and f-Electron Systems*, Rep. Prog. Phys. **69**, 2061 (2006).
- [62] T. Mizokawa, L. H. Tjeng, G. A. Sawatzky, G. Ghiringhelli, O. Tjernberg, N. B. Brookes, H. Fukazawa, S. Nakatsuji, and Y. Maeno, *Spin-Orbit Coupling in the Mott Insulator Ca₂RuO₄*, Phys. Rev. Lett. **87**, 077202 (2001).
- [63] J. S. Lee, Y. S. Lee, T. W. Noh, S.-J. Oh, J. Yu, S. Nakatsuji, H. Fukazawa, and Y. Maeno, *Electron and Orbital Correlations in Ca_{2-x}Sr_xRuO₄ Probed by Optical Spectroscopy*, Phys. Rev. Lett. **89**, 257402 (2002).
- [64] A. Koga, N. Kawakami, T. M. Rice, and M. Sigrist, *Orbital-Selective Mott Transitions in the Degenerate Hubbard Model*, Phys. Rev. Lett. **92**, 216402 (2004).
- [65] Z. Fang, K. Terakura, and N. Nagaosa, *Orbital Physics in Ruthenates: First-Principles Study*, New J. Phys. **7**, 66 (2005).
- [66] T. Sugimoto, D. Ootsuki, and T. Mizokawa, *Impact of Local Lattice Disorder on Spin and Orbital Orders in Ca_{2-x}Sr_xRuO₄*, Phys. Rev. B **84**, 064429 (2011).
- [67] G. Khaliullin, *Excitonic Magnetism in Van Vleck-type d⁴ Mott Insulators*, Phys. Rev. Lett. **111**, 197201 (2013).
- [68] A. Akbari and G. Khaliullin, *Magnetic Excitations in a Spin-Orbit-Coupled d⁴ Mott Insulator on the Square Lattice*, Phys. Rev. B **90**, 035137 (2014).
- [69] C. N. Veenstra, Z.-H. Zhu, M. Raichle, B. M. Ludbrook, A. Nicolaou, B. Slomski, G. Landolt, S. Kittaka, Y. Maeno, J. H. Dil, I. S. Elfimov, M. W. Haverkort, and A. Damascelli, *Spin-Orbital Entanglement and the Breakdown of Singlets and Triplets in Sr₂RuO₄ Revealed by Spin- and Angle-Resolved Photoemission Spectroscopy*, Phys. Rev. Lett. **112**, 127002 (2014).
- [70] T. Tanaka and S. Ishihara, *Dilution Effects in Two-Dimensional Quantum Orbital Systems*, Phys. Rev. Lett. **98**, 256402 (2007).
- [71] T. F. Qi, O. B. Korneta, S. Parkin, L. E. De Long, P. Schlottmann, and G. Cao, *Negative Volume Thermal Expansion via Orbital and Magnetic Orders in Ca₂Ru_{1-x}Cr_xO₄ (0 < x < 0.13)*, Phys. Rev. Lett. **105**, 177203 (2010).
- [72] G. Cao, S. Chikara, X. N. Lin, E. Elhami, V. Durairaj, and P. Schlottmann, *Itinerant Ferromagnetism to Insulating Antiferromagnetism: A Magnetic and Transport Study of Single Crystal SrRu_{1-x}Mn_xO₃ (0 ≤ x < 0.60)*, Phys. Rev. B **71**, 035104 (2005).
- [73] M. A. Hossain, B. Bohnenbuck, Y. D. Chuang, M. W. Haverkort, I. S. Elfimov, A. Tanaka, A. G. Cruz Gonzalez, Z. Hu, H.-J. Lin, C. T. Chen, R. Mathieu, Y. Tokura, Y. Yoshida, L. H. Tjeng, Z. Hussain, B. Keimer, G. A. Sawatzky, and A. Damascelli, *Mott versus Slater-type Metal-Insulator Transition in Mn-Substituted Sr₃Ru₂O₇*, Phys. Rev. B **86**, 041102(R) (2012).
- [74] M. A. Hossain, Z. Hu, M. W. Haverkort, T. Burnus, C. F. Chang, S. Klein, J. D. Denlinger, H.-J. Lin, C. T. Chen, R. Mathieu, Y. Kaneko, Y. Tokura, S. Satow, Y. Yoshida, H. Takagi, A. Tanaka, I. S. Elfimov, G. A. Sawatzky, L. H. Tjeng, and A. Damascelli, *Crystal-Field Level Inversion in Lightly Mn-Doped Sr₃Ru₂O₇*, Phys. Rev. Lett. **101**, 016404 (2008).
- [75] D. Mesa, F. Ye, S. Chi, J. A. Fernandez-Baca, W. Tian, B. Hu, R. Jin, E. W. Plummer, and J. Zhang, *Single-Bilayer E-type Antiferromagnetism in Mn-Substituted Sr₃Ru₂O₇: Neutron Scattering Study*, Phys. Rev. B **85**, 180410(R) (2012).
- [76] S. A. J. Kimber, J. A. Rodgers, H. Wu, C. A. Murray, D. N. Argyriou, A. N. Fitch, D. I. Khomskii, and J. P. Attfield, *Metal-Insulator Transition and Orbital Order in PbRuO₃*, Phys. Rev. Lett. **102**, 046409 (2009).
- [77] J. F. Annett, G. Litak, B. L. Györfy, and K. I. Wysokiński, *Spin-Orbit Coupling and Symmetry of the Order Parameter in Strontium Ruthenate*, Phys. Rev. B **73**, 134501 (2006).
- [78] A. B. Harris, T. Yildirim, A. Aharony, O. Entin-Wohlman, and I. Ya. Korenblit, *Unusual Symmetries in the Kugel-Khomskii Hamiltonian*, Phys. Rev. Lett. **91**, 087206 (2003).
- [79] M. Daghofer, K. Wohlfeld, A. M. Oleś, E. Arrigoni, and P. Horsch, *Absence of Hole Confinement in Transition-Metal Oxides with Orbital Degeneracy*, Phys. Rev. Lett. **100**, 066403 (2008).
- [80] A. M. Oleś, *Antiferromagnetism and Correlation of Electrons in Transition Metals*, Phys. Rev. B **28**, 327 (1983).
- [81] M. Cuoco, F. Forte, and C. Noce, *Interplay of Coulomb Interactions and c-Axis Octahedra Distortions in Single-Layer Ruthenates*, Phys. Rev. B **74**, 195124 (2006).
- [82] P. Marra, K. Wohlfeld, and J. van den Brink, *Unraveling Orbital Correlations with Magnetic Resonant Inelastic X-Ray Scattering*, Phys. Rev. Lett. **109**, 117401 (2012).
- [83] M. A. Hossain, I. Zegkinoglou, Y.-D. Chuang, J. Geck, B. Bohnenbuck, A. G. Cruz Gonzalez, H.-H. Wu, C. Schüßler-Langeheine, D. G. Hawthorn, J. D. Denlinger, R. Mathieu, Y. Tokura, S. Satow, H. Takagi, Y. Yoshida, Z. Hussain, B. Keimer, G. A. Sawatzky, and A. Damascelli, *Electronic Superlattice Revealed by Resonant Scattering from Random Impurities in Sr₃Ru₂O₇*, Sci. Rep. **3**, 2299 (2013).
- [84] L. Limot, P. Mendels, G. Collin, C. Mondelli, B. Oulad-diaf, H. Mutka, N. Blanchard, and M. Mekata, *Susceptibility and Dilution Effects of the kagomé Bilayer Geometrically Frustrated Network: A Ga NMR study of SrCr_{9p}Ga_{129p}O₁₉*, Phys. Rev. B **65**, 144447 (2002).
- [85] J. Bobroff, N. Laflorencie, L. K. Alexander, A. V. Mahajan, B. Koteswararao, and P. Mendels, *Impurity-Induced Magnetic Order in Low-Dimensional Spin-Gapped Materials*, Phys. Rev. Lett. **103**, 047201 (2009).
- [86] A. Sen, K. Damle, and R. Moessner, *Fractional Spin Textures in the Frustrated Magnet SrCr_{9p}Ga_{129p}O₁₉*, Phys. Rev. Lett. **106**, 127203 (2011).
- [87] P. Bonfà, P. Carretta, S. Sanna, G. Lamura, G. Prando, A. Martinelli, A. Palenzona, M. Tropeano, M. Putti, and R. De Renzi, *Magnetic Properties of Spin-diluted Iron Pnictides from μ SR and NMR in LaFe_{1-x}Ru_xAsO*, Phys. Rev. B **85**, 054518 (2012).
- [88] A. K. Paul, M. Reehus, V. Ksenofontov, B. Yan, A. Hoser, D. M. Többens, P. M. Abdala, P. Adler, M. Jansen, and C. Felser, *Lattice Instability and Competing Spin Structures in the Double Perovskite Insulator Sr₂FeOsO₆*, Phys. Rev. Lett. **111**, 167205 (2013).