

Exploration vs. Exploitation in the Information Filtering Problem

Xiaoting Zhao, Peter I. Frazier

Department of Operations Research and Information Engineering,
Cornell University, Ithaca, NY 14850,
xz337@cornell.edu, pf98@cornell.edu

December 6, 2024

Abstract

We consider information filtering, in which we face a stream of items too voluminous to process by hand (e.g., scientific articles, blog posts, emails), and must rely on a computer system to automatically filter out irrelevant items. Such systems face the exploration vs. exploitation tradeoff, in which it may be beneficial to present an item despite a low probability of relevance, just to learn about future items with similar content. We present a Bayesian sequential decision-making model of this problem, show how it may be solved to optimality using dynamic programming and a decomposition that exploits problem structure, and show structural results for the optimal policy. We show that the resulting method is especially useful when facing the cold start problem, i.e., when filtering items for new users without a long history of past interactions. We then present an application of this information filtering method to a historical dataset from the arXiv.org repository of scientific articles.

1 Introduction

We consider the information filtering problem, in which a human (the *user*) is tasked with processing a stream of items (e.g., emails, text documents, intelligence information, bug reports, scientific articles). Some of these items are relevant and should be examined in detail, while the rest are irrelevant and can be ignored. When the stream is too voluminous to be processed by hand, a computer system can be tasked with automatically pre-processing, or *filtering*, these items, forwarding some on to the user, and discarding others. In creating such an information filtering system, we wish to forward as many relevant items as possible, without forwarding too many irrelevant items.

Information filtering systems typically rely on large amounts of historical data to fit statistical models for predicting item relevance (e.g., Agarwal et al. (2011a), Agarwal et al. (2011b), Shivaswamy and Joachims (2012)). When access to historical information is limited, it is difficult to build an effective information filtering system (Hanani et al. 2001). This makes information filtering difficult to apply for new users, new types of relevance, or when items’ characteristics or users’ interests are rapidly evolving. This so-called “cold start” problem is prevalent in many information filtering systems (Schein et al. 2002, Rubens et al. 2011)).

When historical data is limited, an information filtering system can also learn about item relevance from user-provided feedback (implicitly, through clicks, or explicitly, through ratings) about previously forwarded items. Moreover, when faced with a sub-stream of items originally predicted to be irrelevant based on limited historical data, an information filtering system might forward a small number of these to the user for feedback, learning with greater certainty the true relevance of these items. Such *exploration* of user preferences is useful because, if this sub-stream is revealed to be relevant, future items from that sub-stream can be forwarded.

However, too much exploration will lead to a large number of irrelevant forwarded items. Thus, an information filtering system should also put some weight on *exploitation*, i.e., forwarding only those items predicted to be relevant with a high degree of certainty. This trade-off between exploration and exploitation, which appears in other problem domains including reinforcement learning (Sutton and Barto 1998, Jaksch et al. 2010), approximate dynamic programming (Powell et al. 2004, Powell 2007), revenue management (Araman and Caldenty 2009, Besbes and Zeevi 2009, den Boer and Zwart 2013), and inventory control (Lariviere and Porteus 1999, Ding et al. 2002), is also important for understanding the information filtering problem in regimes with little historical data.

In this paper, we propose and analyze a mathematical model of the information filtering problem, formulating it as a stochastic control problem using Bayesian statistics and stochastic dynamic programming. Our analysis provides insight into the exploration vs. exploitation tradeoff in information filtering, and more generally into the structure of the optimal information filtering strategy. In comparison with a myopic “pure exploitation” strategy, we show that the optimal filtering strategy forwards every item that the myopic strategy forwards, and

potentially forwards additional items that the myopic strategy would not forward. Moreover, this willingness to forward additional items, i.e., to explore, is largest when the number of items on which we have relevance feedback is small, and decreases as this number of items with feedback grows larger. In the limit as the number of items with feedback grows to infinity, this willingness to forward additional items vanishes, and the decisions of the optimal strategy match those of the myopic strategy.

We additionally provide an efficient method for computing the optimal information filtering algorithm. While the optimal algorithm is the solution to a partially observable Markov Decision Processes, and thus can be computed, at least conceptually, using dynamic programming (Frazier 2011), the curse of dimensionality prevents directly computing this solution in practice. To circumvent this issue, we show that the problem can be decomposed into a collection of much smaller dynamic programs, which can be solved efficiently.

This work is motivated by an information filtering system we are building for the online repository of scientific articles, arXiv.org (arXiv.org 2014). Already by 2011, arXiv.org had accumulated over 700,000 full-text articles, was receiving an additional 6000-7000 new articles each month, and was distributing about 1 million downloads weekly to 400,000 unique users (Ginsparg 2011). This massive stream of articles creates a challenge for researchers who wish to keep abreast of those new articles relevant to their research. In Section 4, we present results from applying our proposed algorithm to arXiv.org, and show that exploring in an optimal way can provide significant value over a pure exploitation policy.

There are many works in the active learning and information retrieval communities researching information filtering systems. For an overview, see Rubens et al. (2011), Manning et al. (2008), and Adomavicius and Tuzhilin (2005). The earliest stage of research focuses on cost/credit of delivering relevant/irrelevant documents by various classifiers, including support vector machines (Joachims 1998), inference networks (Callan 1996), and maximizing historical data likelihood (Lafferty and Zhai 2001, Zhang and Callan 2001). In almost all of this work, the future benefit of reducing uncertainty through exploration is ignored, and a pure exploitation policy is used.

The most related work to our approach is Zhang et al. (2003), which studies the exploration vs. exploitation tradeoff in information retrieval using a Bayesian decision-theoretic model. Using Bayesian logistic regression to measure model quality, that previous work quantifies the one-step value of information associated with observing feedback on an item, and computes this approximately using Monte Carlo. While our approach shares conceptual similarities, we consider a different model, in which we observe an item’s category rather than its score. Additionally, our work goes beyond this previous work by relaxing the one-step assumption, and providing a policy that is optimal for multiple steps into the future. Thus, our work can be seen as analogous to similar efforts to go beyond one-step optimality in related Bayesian sequential decision-making problems (Xie and Frazier 2013, Jedynak et al. 2012).

Among other related work, Agarwal et al. (2009), Radlinski et al. (2008), Yue et al. (2009)

and Hofmann et al. (2013) study multi-armed bandit methods in recommender systems, and Xu and Akella (2008) considers the problem of choosing results to an initial user query, so as to best improve later search results. While both lines of research study the exploration vs. exploitation tradeoff in information retrieval, neither directly considers the information filtering problem. Shani et al. (2005) introduces the concept of Markov decision processes when modeling recommender systems while Letham et al. (2013) applies sequential event prediction technique to recommender system. Both work focus on the fact that recommendation is a sequentially decision problem, where the revenue earned in the current period may depend on more than just the most recent action.

Below, in Section 2, we formulate the information filtering problem as a stochastic control problem. In Section 3, we provide an efficient solution by decomposing the original problem into multiple sub-problems that can be solved efficiently. We also show structural results: the optimal policy always forwards at least those items forwarded by a pure exploitation policy, and is a threshold policy whose threshold is non-decreasing in the total number of observed items. Lastly, we present experimental results in Section 4, using both idealized Monte Carlo simulations and trace-driven simulations with historical data from arXiv.org.

2 Mathematical Model

Items arrive from our information stream according to a Poisson process with rate $\lambda > 0$. Each item in the stream is labeled with (exactly) one of k categories, and we let $X_n \in \{1, \dots, k\}$ be the category of the n th item in our stream. This category is observable by our information filtering algorithm. In the application to arXiv.org that we present in Section 4, we describe a setting where the category is provided by a human who submits the item to the stream. This category could also be obtained automatically by a machine learning algorithm from item contents. We model the sequence of random variables $(X_n : n = 1, 2, \dots)$ as being independent and identically distributed, and we let $p_x = P(X_n = x) > 0$ for $x = 1, \dots, k$. Thus, items in category x arrive according to a Poisson process with rate $\lambda_x = p_x \lambda$. We also let $t_0 = 0$, and t_n for $n = 1, 2, \dots$ be the arrival time of the n th item.

In our model and analysis, we focus on a single user, and then in implementation we apply the resulting algorithm separately for each user. Fixing this user, we model each category as having associated with it some latent unobservable value $\theta_x \in [0, 1]$, which is the probability that the user under consideration would find an item from this category to be relevant, if it were forwarded to her/him. We let $\theta = [\theta_1, \dots, \theta_k]$. Our model assumes that θ_x remains static over time. This focus on a single user is in contrast with much of the work on collaborative filtering, and is motivated by the design requirements of the information filtering system we are building for arXiv.org, where it is disadvantageous to allow the actions of one user to unduly influence what other users see.

We model each θ_x as having been drawn independently for each x from a Bayesian prior probability distribution, which is beta-distributed. We let α_{0x}, β_{0x} be the two parameters

of this distribution, so that $\theta_x \sim \text{Beta}(\alpha_{0x}, \beta_{0x})$. In Section 4 we provide a method for estimating the parameters of this prior probability distribution from historical data.

For each item in the stream, our information filtering algorithm then decides whether to forward this item to the user, or to discard it. We let $U_n \in \{0, 1\}$ represent the decision made for the n th item, where U_n is 1 if the algorithm forwards this item, and 0 if it discards it. Each forwarded item is then seen by the user, who provides feedback on its relevance in the form of a Bernoulli random variable Y_n . In the application presented in Section 4, the feedback Y_n is provided implicitly, by whether or not the user clicked to view the forwarded item. In other applications, this feedback might be provided via an explicit rating inputted by the user. The sequence of random variables $(Y_n : n = 1, 2, \dots)$ are conditionally independent given θ_x , with $P(Y_n = 1 | X_{1:n}, U_{1:n}, \theta) = \theta_{X_n}$. No feedback is provided on discarded items, and so Y_n is observed if and only if $U_n = 1$.

The decision of whether or not to forward the item may be made based only on the information available from previous forwarding decisions. That is, we require U_n to depend only on the current item's category X_n , the time at which this item arrived t_n , and the history $H_{n-1} = (X_\ell, U_\ell, U_\ell Y_\ell : \ell \leq n-1)$. In this definition of the history, we emphasize that Y_ℓ is only observable if $U_\ell = 1$.

In our model, we pay an explicit cost c for each item forwarded to the user, which models the cost of the user's time, and a reward of 1 for each relevant item forwarded. Thus, the total reward resulting from forwarding an item is $U_n(Y_n - c)$.

We model the user as having some random finite lifetime T within our system, after which she stops reviewing forwarded items. For analytical convenience, we assume it is exponentially distributed, with rate parameter $r > 0$. In Section 4, we discuss estimation of r in our application to arXiv.org, and validation of our assumption of an exponential distribution. Then $N = \sup \{n = 0, 1, 2, \dots : t_n < T\}$ is the total number of items available for forwarding over the user's lifetime. Our goal is to design an algorithm for making forwarding decisions that maximizes the expectation of the cumulative reward, $\sum_{n=1}^N U_n(Y_n - c)$. Our model is summarized by Figure 1.

To formalize this as a stochastic control problem, we define a policy π as a sequence of functions, $\pi = (\pi_1, \pi_2, \dots)$, where each $\pi_n : (\{1, \dots, k\} \times \{0, 1\} \times \{0, 1\})^{n-1} \times \{1, \dots, k\} \mapsto \{0, 1\}$ maps histories onto actions. We let Π be the space of all such policies. For each $\pi \in \Pi$, we define P^π to be the measure under which $U_{n+1} = \pi_{n+1}(H_n, X_{n+1})$ almost surely for each n , and we let E^π represent the expectation taken with respect to this measure. Our goal is then to solve

$$\sup_{\pi \in \Pi} E^\pi \left[\sum_{n=1}^N U_n(Y_n - c) \right]. \quad (1)$$

3 Solution Method and Structural Results

While (1) is a stochastic control problem, and could be solved via dynamic programming, the size of the state space of this dynamic program grows exponentially in k . This is the

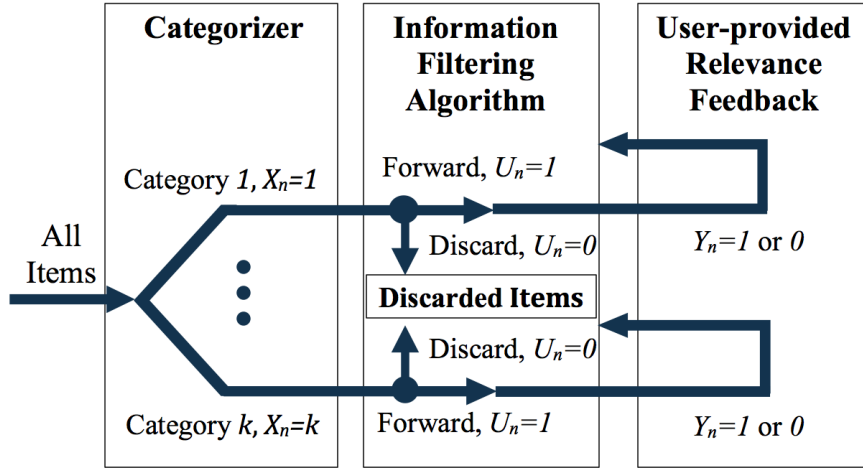


Figure 1: Schematic of the information filtering problem. Items arrive according to a Poisson process, are categorized into one of k categories, and then are forwarded or discarded by an information filtering algorithm. This algorithm uses feedback on forwarded items to improve later forwarding decisions.

so-called “curse of dimensionality” (Powell 2007). To circumvent this issue, we decompose the problem into a collection of single-category problems, each of which can be solved efficiently using dynamic programming. This is accomplished in Section 3.1, which performs the decomposition, and Section 3.2, which converts each single-category problem from its original form (undiscounted random horizon) to an easier-to-solve form (discounted infinite-horizon). We then provide the dynamic programming equations for these single category problems in Section 3.3, which we then use to show structural results in Section 3.4. Sections 3.2 and 3.3 follow standard arguments, but are included to support results in Section 3.4. Lastly, we provide efficiently computable upper and lower bounds on the value function in Section 3.5, which become tight as a truncation parameter grows. These allow approximating the optimal single- and multi-category policies with arbitrary accuracy.

3.1 Decomposition into single-category subproblems

To decompose the problem (1) into a number of easily solved single-category problems, we first introduce some additional notation. First, we let $n_{\ell x} = \inf \{n : \sum_{i=1}^n \mathbb{1}_{[X_i=x]} = \ell\}$ be the index, in the overall stream of items, of the ℓ th item from category x . We then define $t_{\ell x} = t_{n_{\ell x}}$ to be the arrival time of the ℓ th item from category x . Similarly, we let $U_{\ell x} = U_{n_{\ell x}}$ and $Y_{\ell x} = Y_{n_{\ell x}}$ be the forwarding decision and relevance, respectively, of the m th item from category x . Finally, we let $N_x = \sup \{\ell : t_{\ell x} \leq T\}$ be the number of items from category x that arrive before the user leaves the system at time T . We let $H_{nx} = (U_{\ell x}, U_{\ell x} Y_{\ell x} : \ell \leq n)$ be the history of forwarding decisions and relevance feedback for items from category x .

For each category x , we then define a class of policies for making forwarding decisions for items *from that category only*, based only on the portion of the history arising from items in that category. Formally, we define a *single-category policy* for a given category x to be a

sequence of functions, $\pi^{(x)} = (\pi_1^{(x)}, \pi_2^{(x)}, \dots)$, where each function $\pi_{n+1}^{(x)} : \{0, 1\}^{2n} \mapsto \{0, 1\}$ maps H_{nx} onto $U_{n+1,x}$. We let $\Pi^{(x)}$ be the space of all such policies. For each $\pi^{(x)} \in \Pi^{(x)}$, we let $P^{\pi^{(x)}}$ be the probability measure under which $U_{n+1,x} = \pi_{n+1}^{(x)}(H_{nx})$ for each n , and we let $E^{\pi^{(x)}}$ be the expectation with respect to this measure.

We will write the value of the overall problem (1) in terms of the sum of the values of the solutions to forwarding problems for individual categories,

$$\sup_{\pi^{(x)} \in \Pi^{(x)}} E^{\pi^{(x)}} \left[\sum_{n=1}^{N_x} U_{nx} (Y_{nx} - c) \right]. \quad (2)$$

We do this in the following theorem. All proofs may be found in the appendix.

Theorem 1

$$\sup_{\pi \in \Pi} E^{\pi} \left[\sum_{n=1}^N U_n (Y_n - c) \right] = \sum_{x=1}^k \sup_{\pi^{(x)} \in \Pi^{(x)}} E^{\pi^{(x)}} \left[\sum_{n=1}^{N_x} U_{nx} (Y_{nx} - c) \right].$$

Moreover, if $\pi^{(x),*}$ attains the supremum in (2) for each x , and if π^* is the policy constructed by setting $\pi_{n+1}^*(H_n, X_{n+1}) = \pi_{n+1}^{(X_{n+1}),*}(H_{nx})$ for each n , then π^* attains the supremum in (1).

This theorem gives us a way to construct the optimal policy for the multi-category problem from the solutions to single-category problems: to make a forwarding decision for a new item in the multi-category problem, we identify the category X_{n+1} of that item, and then perform the forwarding decision that would have been made by the optimal policy for the single-category problem for that category.

We give intuition behind the proof of this theorem here. Because the objective is additive across categories, and because the prior on categories' relevance are independent of each other, relevance feedback from one category gives no information about the relevance of other categories. Moreover, because items from different categories arrive according to independent Poisson processes, information about the number of past arrivals of items from one category again gives no information about arrivals from other categories, nor about how many items will arrive in the future before T . Thus, when considering whether or not to forward an item for a particular category, it is sufficient to consider the history of observations from that category alone.

3.2 Conversion of finite-horizon undiscounted single-category subproblems into infinite-horizon discounted problems

Below, in Section 3.3, we give a solution method for the single-category sub-problem (2). In this section before providing this solution method, we first transform this single-category problem from a finite-horizon undiscounted problem, with a random horizon, into an infinite-horizon discounted problem. In performing this transformation, we use a standard geometric

killing approach, described here to support results in Section 3.4. Throughout the rest of Section 3, we hold x fixed.

To perform our transformation, we first note the following lemma, which shows that the number of items available for forwarding in a particular category before the user leaves our system has a geometric distribution.

Lemma 1 $N_x \sim \text{Geometric}\left(1 - \frac{\lambda_x}{\lambda_x + r}\right)$. Here, by $\text{Geometric}(1 - q)$, we mean the probability distribution supported on $\{0, 1, 2, \dots\}$ that assigns probability mass $(1 - q)q^n$ to integer n .

Using this lemma, we then see in the following lemma that the performance of any policy $\pi^{(x)}$ can be written in terms of an infinite-horizon discounted sum.

Lemma 2 For each policy $\pi^{(x)} \in \Pi^{(x)}$, setting $\gamma_x = \frac{\lambda_x}{\lambda_x + r}$, we have

$$E^{\pi^{(x)}} \left[\sum_{n=1}^{N_x} U_{nx}(Y_{nx} - c) \right] = \gamma_x E^{\pi^{(x)}} \left[\sum_{n=1}^{\infty} \gamma_x^{n-1} U_{nx}(Y_{nx} - c) \right],$$

This lemma shows that we can find an optimal policy for the single category problem (2) by solving the following stochastic control problem,

$$\sup_{\pi^{(x)} \in \Pi^{(x)}} E^{\pi^{(x)}} \left[\sum_{n=1}^{\infty} \gamma_x^{n-1} U_{nx}(Y_{nx} - c) \right]. \quad (3)$$

Any policy that is optimal for this problem is optimal for (2). We have dropped the strictly positive constant γ_x when stating this stochastic control problem, since this constant does not affect the ordering of the policies.

3.3 Dynamic programming equations for the single-category subproblem

We now provide the dynamic programming equations for the infinite-horizon discounted version of the single-category problem (3), which we use in Section 3.4 to derive structural results, and which describe the optimal policy for this subproblem. As noted above, the same optimal policy is optimal for the finite-horizon undiscounted problem (2), and can be used together with Theorem 1 to provide an optimal policy for the original problem (1). The dynamic program considered in this section has an infinite state space, preventing an exact solution, and so we later provide a computable approximation and error bounds in Section 3.5 that can be used to solve it with any desired accuracy.

First, the conditional distribution of θ_x given history H_{nx} is

$$\theta_x \mid H_{nx} \sim \text{Beta}(\alpha_{nx}, \beta_{nx}),$$

where $\alpha_{nx} = \alpha_{0x} + \sum_{i=1}^n U_{ix} Y_{ix}$ is the sum of α_{0x} and the number of relevant items forwarded, and $\beta_{nx} = \beta_{0x} + \sum_{i=1}^n (1 - Y_{ix}) U_{ix}$ is the sum of β_{0x} and the number of irrelevant items

forwarded. This follows from standard results from Bayesian statistics on conjugate priors for Bernoulli observations. For details, see, e.g., DeGroot (2004). It will also be convenient to introduce the notation $\mu(\alpha, \beta) = \alpha/(\alpha + \beta)$ to refer to the mean of a $\text{Beta}(\alpha, \beta)$ distribution.

Moreover, since $Y_{\ell x}$ are conditionally i.i.d. given θ_x , the conditional distribution of the sequence $(Y_{\ell x} : \ell > n)$ given the history H_{nx} is completely determined by α_{nx}, β_{nx} . Thus, the solution to (3) will be given by a dynamic program whose state space includes all possible values of $(\alpha_{nx}, \beta_{nx})$.

We briefly review this use of dynamic programming, providing definitions and notations that will be used below when presenting and proving structural results. For any scalar real numbers $\alpha, \beta > 0$, we define the value function

$$V_x(\alpha, \beta) = \sup_{\pi^{(x)} \in \Pi^{(x)}} E^{\pi^{(x)}} \left[\sum_{n=1}^{\infty} \gamma_x^{n-1} U_{nx}(Y_{nx} - c) \mid \theta_x \sim \text{Beta}(\alpha, \beta) \right]. \quad (4)$$

The value function satisfies Bellman's equation

$$V_x(\alpha, \beta) = \max\{Q(\alpha, \beta, 0), Q(\alpha, \beta, 1)\}, \quad (5)$$

where we define the Q-factor $Q : (0, \infty)^2 \times \{0, 1\} \mapsto \mathbb{R}$ by

$$Q_x(\alpha, \beta, 0) = \gamma_x V_x(\alpha, \beta), \quad (6)$$

$$Q_x(\alpha, \beta, 1) = E[Y_1 - c + \gamma_x V_x(\alpha_{1x}, \beta_{1x}) \mid U_{1x} = 1, \alpha_{0x} = \alpha, \beta_{0x} = \beta] \quad (7)$$

$$= \mu - c + \gamma_x [\mu V_x(\alpha + 1, \beta) + (1 - \mu) V_x(\alpha, \beta + 1)], \quad (8)$$

where $\mu = \mu(\alpha, \beta) = \alpha/(\alpha + \beta)$. Here, $Q_x(\alpha, \beta, 0)$ and $Q(\alpha, \beta, 1)$ are the value of discarding and forwarding the item, and proceeding optimally thereafter, when the posterior on θ_x is $\text{Beta}(\alpha, \beta)$.

An optimal policy is then any whose decisions attain the maximum in this recursion, breaking ties arbitrarily. That is, an optimal policy is any for which

$$U_{n+1,x} \in \operatorname{argmax}_{u=0,1} Q_x(\alpha_{nx}, \beta_{nx}, u).$$

Thus, if we are able to compute the value function, from it we may compute the Q-factors, and then compute an optimal policy. While the set of possible values for $(\alpha_{nx}, \beta_{nx})$, and thus the size of the state space that must be considered, is countably infinite, preventing exact computation of the value function, we describe below in Section 3.5 a truncation method for computing upper and lower bounds on V_x , from which an approximation with rigorous error bounds can be computed. The error in this approximation vanishes as the level of truncation grows.

3.4 Structural Results

In this section, we prove structural results that provide insight into the behavior of the optimal policy (that the optimal policy is a threshold policy, in Theorem 2, and behavior of this threshold, in Theorem 3), yield computational benefits by reducing the amount of storage needed to implement the optimal policy (Theorem 2), and that form the foundation for computing approximations with rigorous error bounds in Section 3.5 (Propositions 2 and 3).

When solving the single-category sub-problem, we first notice that the Q-factor for the *discard* decision, $Q_x(\alpha, \beta, 0)$, has the following structure, stated in Proposition 1.

Proposition 1 *It is optimal to discard at $(\alpha, \beta) \in (0, \infty)^2$ if and only if $V_x(\alpha, \beta) = 0$. Equivalently, $Q_x(\alpha, \beta, 0) = 0$.*

Proposition 1 implies that we may rewrite Bellman's equation (5) as

$$V_x(\alpha, \beta) = \max\{0, Q(\alpha, \beta, 1)\}.$$

Next, we provide a lower and upper bound on the value function, and use them below to prove convergence of the value function in Proposition 4, and to provide a tractable computational method for solving the single-category sub-problem in Section 3.5.

Since the value of any policy provides a lower bound on the value function, we consider a policy that ignores feedback, forwards all items if $\mu(\alpha_{0x}, \beta_0) \geq c$, and discards all items otherwise. The value of this policy is easy to compute, and so provides a convenient lower bound. This is the basis for Proposition 2.

Proposition 2 *Define $V_x^L(\alpha, \beta) = \frac{1}{1-\gamma_x} \max\{0, \mu(\alpha, \beta) - c\}$ for any $\alpha \in (0, \infty)$ and $\beta \in (0, \infty)$. Then, we have the lower bound, $V_x(\alpha, \beta) \geq V_x^L(\alpha, \beta)$.*

To obtain an upper bound on $V_x(\alpha, \beta)$, we consider an environment in which the true value of θ_x is revealed. The value of an optimal policy in this environment provides an upper bound on the value function. This is the basis for Proposition 3.

Proposition 3 *Define $V_x^U(\alpha, \beta) = \frac{1}{1-\gamma_x} E[\max\{0, \theta_x - c\}]$ for any $\alpha \in (0, \infty)$ and $\beta \in (0, \infty)$. Then, we have the upper bound $V_x^U(\alpha, \beta) \geq V_x(\alpha, \beta)$.*

Combining Proposition 2 and Proposition 3, we show convergence of the value function as the prior converges to one in which we are certain about θ_x , as stated below in Proposition 4. This proposition is used in the proofs of Lemma 3 and 4, and of Theorem 3.

Proposition 4 *Let $(\alpha_{nx}, \beta_{nx})_{n=1}^\infty$ be a sequence such that $\alpha_{nx}, \beta_{nx} \geq 0$ with $\lim_{n \rightarrow \infty} \alpha_{nx} + \beta_{nx} = \infty$ and $\lim_{n \rightarrow \infty} \frac{\alpha_{nx}}{\alpha_{nx} + \beta_{nx}} = \mu_x$. Then, the value function has the limit,*

$$\lim_{n \rightarrow \infty} V_x(\alpha_{nx}, \beta_{nx}) = \frac{1}{1-\gamma_x} \max\{0, \mu_x - c\}.$$

We now introduce a preliminary structural result for an stationary optimal policy, which shows that it is optimal to forward items until some stopping time, after which we discard all items. This stopping time can be infinity, in which case we forward all items.

Proposition 5 *Under any stationary optimal policy, if $U_{nx} = 0$, then $U_{\ell x} = 0$ for all $\ell > n$. Thus, this optimal policy forwards all items until the stopping time $\inf\{n : U_{nx} = 0\}$, and discards all subsequent items.*

The following lemmas state that $V_x(\alpha, \beta)$ is non-decreasing and convex as a function of $\mu(\alpha, \beta)$, holding $\alpha + \beta$ fixed. We use them below, in the proof of Theorem 2, to show that the optimal policy for the single-category sub-problem is a threshold policy, and in the proof of Theorem 3, to show this threshold is non-decreasing.

Lemma 3 $\ell \mapsto V_x(\alpha + \ell, \beta - \ell)$ is non-decreasing for $-\alpha \leq \ell \leq \beta$ given any $\alpha, \beta > 0$.

Lemma 4 $\ell \mapsto V_x(\alpha + \ell, \beta - \ell)$ is convex for $-\alpha \leq \ell \leq \beta$ given any $\alpha, \beta > 0$.

Here it is the intuition. The proofs of these results use induction arguments to show that the value functions for a finite-horizon truncated version of the single-category problem is non-decreasing and convex. We then take the limit as the truncation point goes to infinity.

Before stating the main theorem, we define a function $\mu^*(m)$ for $m > 0$. Let $\mu^*(m)$ be the infimum of $\mu(\alpha, \beta)$ over all states (α, β) , $\alpha, \beta > 0$, with $m = \alpha + \beta$ such that it is still optimal to forward at the state. That is,

$$\mu^*(m) = \inf \left\{ \mu(\alpha, \beta) : \alpha > 0, \beta > 0, m = \alpha + \beta \text{ and } Q_x(\alpha, \beta, 1) > 0 \right\}. \quad (9)$$

We can think of m as the effective number of observations of paper feedback, (indeed, after observing feedback on n items, the corresponding value of m is $m = \alpha_{nx} + \beta_{nx} = \alpha_{0x} + \beta_{0x} + n$). We can think of $\mu^*(m)$ as the smallest posterior mean such that we would be willing to forward. We see in the following theorem that it is optimal to forward when the posterior mean is above the threshold and discard when it is below.

Theorem 2 *Let $(\alpha_{nx}, \beta_{nx}) = (\alpha, \beta)$ be the state of category x at some step n with $m = \alpha + \beta$. Then it is optimal to forward the item if $\mu(\alpha_{nx}, \beta_{nx}) \geq \mu^*(\alpha_{nx} + \beta_{nx})$ and discard otherwise. In other words, the following policy is optimal:*

$$U_{nx} = \begin{cases} 1 & \text{if } \mu(\alpha_{nx}, \beta_{nx}) \geq \mu^*(\alpha_{nx} + \beta_{nx}), \\ 0 & \text{otherwise.} \end{cases}$$

This theorem shows that the optimal policy is a threshold policy. This provides a computational benefit, because we only need to store $\mu^*(m)$ for a one-dimensional array of possible values for m , rather than storing $V_x(\alpha, \beta)$ for a much larger two-dimensional array of possible values for (α, β) . The proof of the theorem is based on the monotonicity of $V_x(\alpha, \beta)$

in $\mu_x(\alpha, \beta)$, shown in Lemma 3. Following the lemma, we can see that if it is optimal to forward the item at time n for $\mu^*(m)$, then it is also optimal to forward for any state (α, β) with $\mu(\alpha, \beta) \geq \mu^*(m)$, since the corresponding value function is non-decreasing in $\mu(\alpha, \beta)$.

Lastly, we provide structural properties of $\mu^*(m)$ in Theorem 3.

Theorem 3 $\mu^*(m)$ has the following three properties:

1. $\mu^*(m) \leq c$ for any m ;
2. $\mu^*(m)$ is non-decreasing in m ;
3. $\lim_{m \rightarrow \infty} \mu^*(m) = c$.

To support the intuition behind these structural results, it is useful to decompose the net value of forwarding, $Q(\alpha, \beta, 1) - Q(\alpha, \beta, 0)$, into two terms: an immediate expected reward $\mu - c$, and the value of information (VOI) for the observed feedback, $\text{VOI} = \gamma_x [\mu V_x(\alpha + 1, \beta) + (1 - \mu)V_x(\alpha, \beta + 1) - V_x(\alpha, \beta)]$, where we write $\mu = \mu(\alpha, \beta)$. We obtain these expressions through direct examination of (6) and (8). The optimal policy forwards whenever the sum of the immediate expected reward and the value of information is non-negative.

We contrast the optimal policy with the *pure exploitation* policy, which ignores the value of information, and considers only the immediate expected reward. The pure exploitation policy forwards if the immediate expected reward is non-negative, i.e., if $\mu(\alpha_{nx}, \beta_{nx}) \geq c$, and discards otherwise. This is also a threshold policy, but with a threshold of c .

The first part of Theorem 3, that $\mu^*(m) \leq c$, shows that the optimal policy's threshold for forwarding $\mu^*(m)$ is at or below the pure exploitation policy's threshold c . Thus, whenever pure exploitation forwards, the optimal policy forwards as well. Moreover, when $\mu(\alpha, \beta)$ is in the range $[\mu^*(m), c)$, the optimal policy forwards even though the pure exploitation policy does not, exploring because the value of the feedback that will result overcomes a negative immediate expected reward.

The second part of Theorem 3, that $\mu^*(m)$ is non-decreasing, shows that this interval $[\mu^*(m), c)$ is widest, and thus also the optimal policy's willingness to forward is largest, when $m = \alpha + \beta$ is small and we have substantial uncertainty about the user's preference. As $m = \alpha + \beta$ increases, we have more feedback and less uncertainty, and the optimal policy is less willing to explore.

The third part of Theorem 3, that $\lim_{m \rightarrow \infty} \mu^*(m) = c$, shows that as we collect more and more feedback, and learn θ_x with greater and greater accuracy, it becomes optimal to behave like the pure exploitation policy. This is because the pure exploitation policy is optimal when θ_x is known.

Figure 2 shows an approximation to the optimal threshold $\mu^*(m)$, and the fixed threshold, c , of the pure exploitation policy in a setting with $\alpha_{0x} = 1$, $\beta_{0x} = 19$, $c = 0.05$ and $\gamma_x = 0.999$. Although $\mu^*(m)$ is non-decreasing, this approximation to $\mu^*(m)$ oscillates. This is because it is computed by taking the infimum (9) only over values of α_{nx}, β_{nx} reachable from a single α_{0x}, β_{0x} , rather than over all values in $(0, \infty)^2$. We also plot a user sample path, $\mu(\alpha_{nx}, \beta_{nx})$,

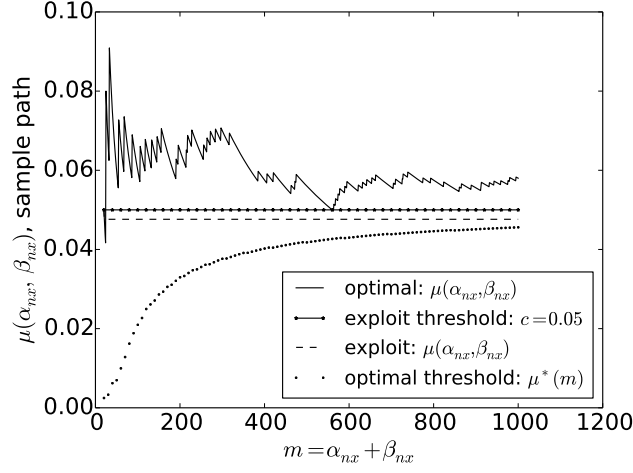


Figure 2: Illustration of the optimal policy’s threshold, $\mu^*(m)$ (dotted line), and the pure exploitation policy’s threshold, c (solid line with ‘*’), with user sample paths, $\mu(\alpha_{nx}, \beta_{nx})$, under the optimal policy (solid line) and the pure exploitation policy (dashed line), with $\alpha_{0x} = 1$, $\beta_{0x} = 19$, $c = 0.05$ and $\gamma_x = 0.999$.

under the optimal policy (solid line) and the pure exploitation policy (dashed line). The pure exploitation policy discards all items, because the initial value of $\mu(\alpha_{0x}, \beta_{0x})$ is below c , but the optimal policy forwards items initially, discovers that the user’s interest θ_x is larger than originally anticipated, and continues forwarding, thus earning a larger reward.

3.5 Computation of the single-category value function

We cannot compute the single-category value function $V_x(\alpha, \beta)$ exactly through Bellman’s recursion because storing $V_x(\alpha, \beta)$ for all possible values of α and β would require infinite storage. In this section we describe a method for computing an approximation with rigorous error bounds for $V_x(\alpha, \beta)$, from which an approximation to the optimal single-category policy can be computed.

The following lemma follows directly from Proposition 2 and 3, where we have loosened the upper bound for easier computation using the inequality $E[\max\{\theta_x - c, 0\}] \leq 1$.

Lemma 5 *For all $\alpha, \beta > 0$, we have $\frac{1}{1-\gamma_x} \max\{0, \mu(\alpha, \beta) - c\} \leq V_x(\alpha, \beta) \leq \frac{1}{1-\gamma_x}$.*

We now introduce an algorithm, Algorithm 1, that defines and computes two quantities, $V_x^U(\alpha, \beta; M)$ and $V_x^L(\alpha, \beta; M)$, which bound the value function $V_x(\alpha, \beta)$ above and below, as stated below in Lemma 6. $V_x^U(\alpha, \beta; M)$ and $V_x^L(\alpha, \beta; M)$ are value functions for a finite horizon truncated version of the problem, where after being presented with M items we are given a terminal reward, which is the lower bound $\frac{1}{1-\gamma_x} \max\{0, \mu(\alpha_{Mx}, \beta_{Mx})\}$ from Lemma 5 when calculating V_x^L , and the upper bound when calculating V_x^U .

Lemma 6 *For each $M \geq 0$, $0 \leq \ell \leq M$, and $0 \leq i \leq \ell$ with $\alpha = \alpha_{0x} + i$ and $\beta = \beta_{0x} + \ell - i$, we have $V_x^L(\alpha, \beta; M) \leq V_x(\alpha, \beta) \leq V_x^U(\alpha, \beta; M)$.*

Algorithm 1 Computation of $V_x^L(\alpha, \beta; M)$ and $V_x^U(\alpha, \beta; M)$

Require: α_{0x} , β_{0x} , γ_x , c , and M

for $i = 0, \dots, M$ **do**

Let $\alpha = \alpha_{0x} + i$, $\beta = \beta_{0x} + M - i$.

Let $V_x^L(\alpha, \beta; M) = \frac{1}{1-\gamma_x} \max \left\{ 0, \frac{\alpha}{\alpha+\beta} - c \right\}$ and $V_x^U(\alpha, \beta; M) = \frac{1}{1-\gamma_x}$.

end for

for $\ell = M - 1, M - 2, \dots, 0$ **do**

for $i = 0, \dots, \ell$ **do**

Let $\alpha = \alpha_{0x} + i$, $\beta = \beta_{0x} + \ell - i$.

Let $V_x^L(\alpha, \beta; M) = \max \left\{ 0, \frac{\alpha}{\alpha+\beta} - c + \gamma_x \left[\frac{\alpha}{\alpha+\beta} V_x^L(\alpha + 1, \beta; M) + \frac{\beta}{\alpha+\beta} V_x^L(\alpha, \beta + 1; M) \right] \right\}$.

Let $V_x^U(\alpha, \beta; M) = \max \left\{ 0, \frac{\alpha}{\alpha+\beta} - c + \gamma_x \left[\frac{\alpha}{\alpha+\beta} V_x^U(\alpha + 1, \beta; M) + \frac{\beta}{\alpha+\beta} V_x^U(\alpha, \beta + 1; M) \right] \right\}$.

end for

end for

These two bounds provide a computable approximation to the value function, and thus to the optimal policy. The next lemma shows that the gap between these two bounds converges to 0 as the termination step M approaches infinity.

Lemma 7 *For each $M \geq 0$, $0 \leq \ell \leq M$, $0 \leq i \leq \ell$ with $\alpha = \alpha_{0x} + i$ and $\beta = \beta_{0x} + \ell - i$, we have $V_x^U(\alpha, \beta; M) - V_x^L(\alpha, \beta; M) \leq \gamma_x^{M-\ell}/(1 - \gamma_x)$. In particular, $\lim_{M \rightarrow \infty} V_x^U(\alpha, \beta; M) - V_x^L(\alpha, \beta; M) = 0$.*

4 Simulation Results

In this section we present idealized simulation results for single-category subproblems and trace-driven results for multi-category problems to show how much the optimal policy outperforms the pure exploitation policy in different scenarios. For simulation environments, the idealized simulation generates user actions and item properties from the model in Section 2 using parameters estimated from historical arXiv.org data, while the trace-driven simulation uses real user histories from arXiv.org.

4.1 Idealized Simulation

In this section we present Monte Carlo simulation results under two policies — the optimal policy and the pure exploitation policy — in an idealized environment for the single-category sub-problem. In this setting, user histories and item properties are generated according to the assumed model from Section 2 using parameters estimated from historical data from the arXiv. Because we simulate from the model, rather than using real user behavior on real items, as we do in Section 4.2, we call this an “idealized simulation”. Our numerical results

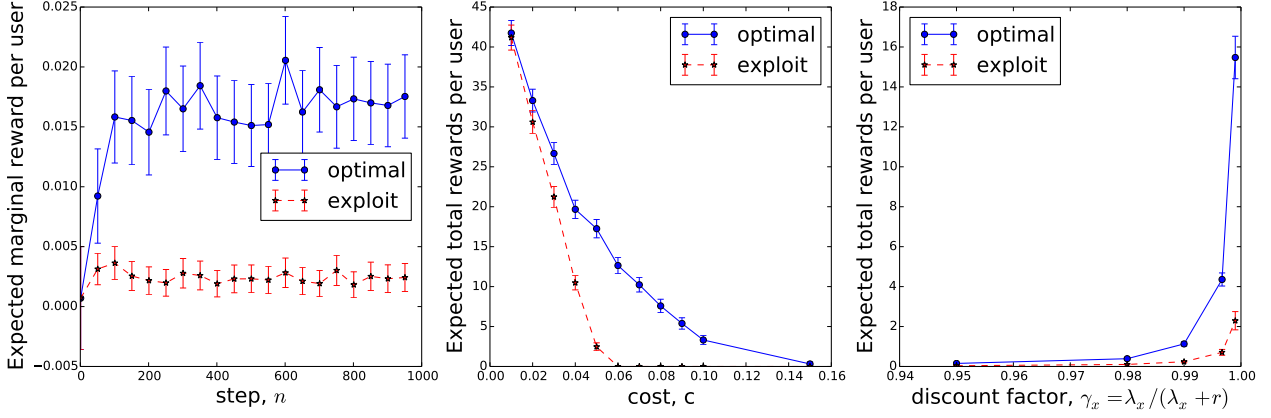


Figure 3: The figure shows numerical results for the idealized simulation for the single-category sub-problem with $\alpha_{0x} = 1$ and $\beta_{0x} = 19$. The simulation compares the performance of two policies $\pi^{(x)}$: the optimal policy (denoted “optimal”) and the pure exploitation policy (denoted “exploit”). Each error bar is a 95% confidence interval. (a) The left plot shows expected marginal reward, $E^{\pi^{(x)}}[U_{nx}(Y_{nx} - c)]$, under each policy $\pi^{(x)}$ at each step n with a unit forwarding cost of $c = 0.05$ and a discount factor of $\gamma_x = 0.999$. (b) The middle plot shows expected total reward, $E^{\pi^{(x)}}\left[\sum_{n=1}^{N_x} U_{nx}(Y_{nx} - c)\right]$, versus unit forward cost c ranging from 0.001 to 0.15 with a discount factor of $\gamma_x = 0.999$. (c) The right plot shows expected total reward versus discount factor, $\gamma_x = \frac{\lambda_x}{\lambda_x + r}$, ranging from 0.95 to 0.999 with a unit forwarding cost of $c = 0.05$.

demonstrate that exploration adds value in a wide variety of settings, and identify problem characteristics that determine how much value exploration adds.

In the idealized setting, it is sufficient to show the expected total reward for single-category subproblems $E^{\pi^{(x)}}\left[\sum_{n=1}^{N_x} U_{nx}(Y_{nx} - c)\right]$ since the multi-category expected total reward under (1) is the sum of single-category expected total reward across categories under both the optimal policy (by Theorem 1) and the pure exploitation policy. Each single-category expected total reward is estimated using 10,000 independent simulated users, each of which is simulated for one sample path according to the model in Section 2. This simulation requires specifying four parameters: hyper-parameters α_{0x}, β_{0x} for the prior beta distribution, a unit forwarding cost c , and a discount factor γ_x . We set $\alpha_{0x} = 1$ and $\beta_{0x} = 19$, which are values typical among those obtained in Section 4.2 when fitting to historical data from arXiv.org, and which corresponds to an average user finding one out of 20 items to be relevant. We consider a range of values for γ_x consistent with those estimated from data in Section 4.2 for different arXiv categories. For c , we choose a range of values near $c = 0.05$. This value of c is consistent with being indifferent about viewing a stream with 1 relevant item out of every $\frac{1}{0.05} = 20$ shown.

The results of this simulation for the two policies, optimal and pure exploitation, are plotted in Figure 3, with 95% confidence intervals shown as error bars. Figure 3(a) shows the expected marginal reward $E^{\pi^{(x)}}[U_{nx}(Y_{nx} - c)]$ at each time step $n \in \{1, \dots, 1000\}$ with a cost of $c = 0.05$ and a discount factor of $\gamma_x = 0.999$. The expected marginal rewards of the both policies are close in earlier steps. But as we start collecting information about users

over the next 100 steps, the expected marginal reward of the optimal policy quickly increases and rapidly surpasses that of the pure exploitation policy, eventually stabilizing as feedback becomes abundant, and the optimal policy stops exploring and exploits the information it has gained.

In addition to the expected marginal reward, Figure 3(b) and Figure 3(c) show sensitivity plots of the expected total reward. Figure 3(b) shows the expected total reward against different unit costs c for a fixed discount factor $\gamma_x = 0.999$, while Figure 3(c) shows the expected total reward per user against different discount factors γ_x with a fixed unit cost $c = 0.05$. In Figure 3(b), we observe that the expected total reward decreases as cost increases for both policies, which is intuitive because each forwarded item provides a smaller (net) reward when costs are higher. The optimal policy performs at least as well as the pure exploitation policy for all cost values. At the two extremes when the cost is close to either 0 or 1, both policies make the same forwarding decision, i.e. to forward all available items when the cost is near 0, or forward none when the cost is near 1. This explains why the two policies have the same expected total reward near the two extremes. As we move away from the extremes, the optimal policy provides a greater competitive advantage, by optimally balancing exploration and exploitation. It outperforms the pure exploitation policy the most when the unit cost is near $c = 0.05$, because exploration provides the most benefit in the most ambiguous case when c is close to the expected value of θ_x , and our prior has mean $\mu(\alpha_{0x}, \beta_{0x}) = \frac{1}{1+19} = 0.05$.

In Figure 3(c), we observe that the expected total reward increases with the discount factor, γ_x , for the both policies, but the optimal policy has a much steeper positive slope as the discount factor approaches 1. This suggests that the optimal policy benefits the most from exploration when the discount factor is large, since the system has a longer time horizon to learn users’ preferences and recover any losses suffered at the beginning when learning.

4.2 Trace-driven Simulation

In this section, we present trace-driven simulation results using the web server logfile from arXiv.org for both the optimal policy and the pure exploitation policy. Instead of using simulated users and items as in Section 4.1, we use real historical user interactions and items extracted from this logfile. All identifiable information from users is hashed to protect user privacy. In contrast with the focus on the single-category sub-problem in Section 4.1, we provide results on the multi-category problem to illustrate how exploration adds value in a more realistic setting.

ArXiv items are categorized by their authors into one of 18 subjects (astrophysics, condensed matter, computer science, ...) and then again into one of several categories within the subject (for example, the condensed subject has nine categories: Disordered Systems and Neural Networks, Materials Science, Mesoscale and Nanoscale Physics, ...). In addition to this “primary” subject/category, authors may optionally provide one or more secondary

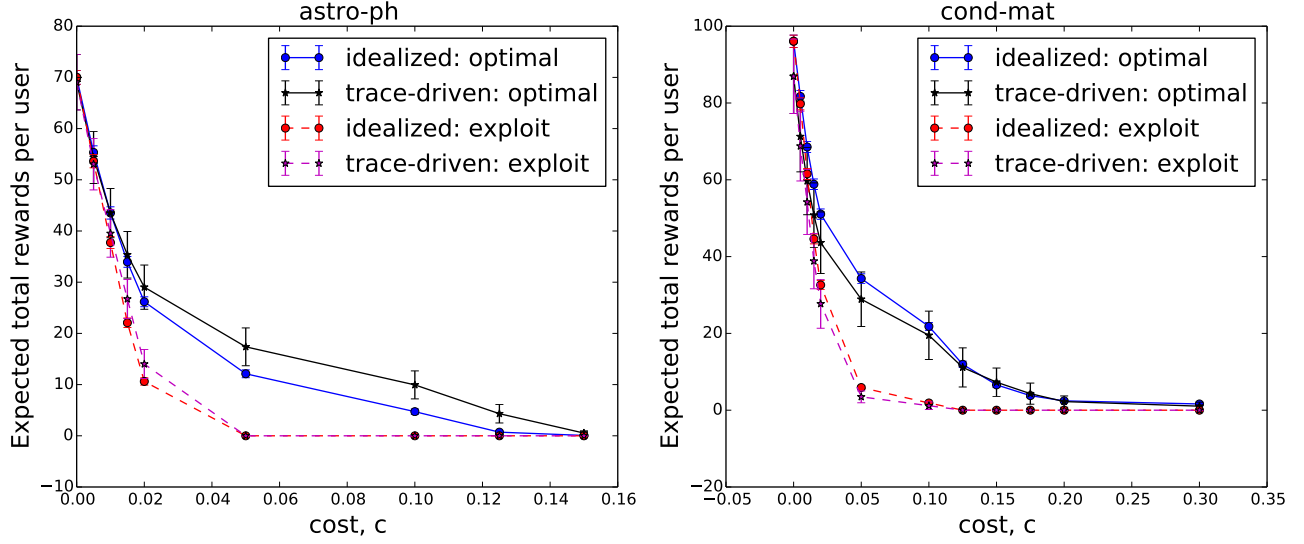


Figure 4: This figure plots expected cumulative reward against the unit cost of forwarding c under the trace-driven simulation and the idealized Monte-Carlo simulation for (a) astrophysics (astro-ph, left), and (b) condensed matter (cond-mat, right). Results are presented for both the optimal policy and the pure exploitation policy. 95% confidence intervals are shown as error bars.

subject/category labels.

Each subject has associated “new” and “recent” webpages, which show items submitted during the previous day and week, respectively. Some large subjects, e.g., astrophysics and condensed matter, have over 100 items submitted per day. In our trace-driven simulation, we take items submitted to a single subject as our item stream, and use the author-provided primary category within this subject as our item category. We use this simple pre-existing categorization method to focus attention on the exploration vs. exploitation tradeoff rather than the categorization scheme, although one could easily use categories learned automatically from item content and/or historical co-access data (Manning et al. 2008).

In our experiments, we consider two separate item streams, astrophysics and condensed matter, and look at items submitted in 2009 and 2010. In each of these subjects, we consider an item to be presented to the user if he/she visited the subject’s new or recent page during the period it was posted there. If the user clicked on the link to the full text or abstract from the new or recent page during this period, we consider the item to be relevant. If he/she did not click on this link, we consider the item to be irrelevant. If the user did not visit the new or recent page during the period the item was posted there, we consider the item’s relevance to be unobserved. We then identify those users who visited the subject’s new and recent pages a moderate number of items over the time period of interest (2009-2010), removing those who visited too infrequently (less than 30 visits) as not providing useful data, and those who visited too often (more than 510 visits) as likely robots.

In the next step, we randomly assign each extracted user into one of two groups: training and testing. The training users are used to estimate hyper-parameters α_{0x} , β_{0x} , γ_x for each

category x , and then the simulation is executed among the testing users. For each training user u , we first estimate his/her $\theta_{u,x}$ associated with each category x (we have added u to the subscript for θ_x , and below for N_x , to emphasize the dependence on the user) by calculating his/her click-through-rate on the items presented from that category. We then estimate $\alpha_{0,x}$ and $\beta_{0,x}$ for each category x by fitting a beta distribution to the histogram of estimated $\theta_{u,x}$ over all training users u . Similarly, to estimate γ_x for each category x , we first count the total number $N_{u,x}$ of items submitted to the category over each user u 's lifetime in the system, and fit a geometric distribution with parameter $1 - \gamma_x$ to the histogram of $N_{u,x}$ among the training users.

After the parameter estimation, we then perform the trace-driven simulation for each testing user as follows. Iterating through those dates on which the user visited the category's new or recent page, we take all the items that were shown on those pages, and decide sequentially whether to forward that the item to the user according to one of the two policies. If the user clicked, according to the historical data, on the link to the full text or the abstract of the forwarded item over the period when the item was posted on the new or recent page, we conclude that the user found the item to be relevant; otherwise, if the user did not click, we conclude that the item was irrelevant to the user. Feedback is collected immediately and given to the policy, and the process is repeated for the next item, until the user leaves the system.

For a side-by-side comparison, we also perform an idealized simulation for the multi-category problem to check how trace-driven results differ from the idealized results. This idealized simulation follows the same framework as in Section 4.1 but uses multiple categories, and uses the same values for α_{0x} , β_{0x} , and γ_x as the trace-driven simulation.

Figure 4 shows the expected total reward per user versus the unit forwarding cost c under the two simulations, with error bars representing 95% confidence intervals. The patterns observed are similar to those in Figure 3(b): the two policies perform similarly when the unit cost is near 0 or 1; and the optimal policy substantially outperforms pure exploitation when c is away from the two extremes.

For each policy, the trace-driven results are close to the idealized simulation results, with much of the discrepancy explained by sampling error. However, some of the discrepancy is likely due to violations of our modeling assumptions by the historical data. In our model, we make the four main modeling assumptions: (1) arrivals of items follow a Poisson process and the lifetime of a user in the system is exponentially distributed, so that the total number of items in a category viewed by each user, N_x , follows a geometric distribution; (2) the prior distribution on θ_x in each category follows a Beta distribution; (3) the θ_x are independent across categories; (4) the number of items in the category x viewed by the user, N_x , and probability of relevance of an item from category x to the user, θ_x , are independent. We performed some empirical checks on the historical data to validate these assumptions. Assumptions (1) and (2) seem to be met reasonably well, but we saw some violations of (3) and (4). We leave extensions of our model to incorporate more general assumptions to future

work.

Despite these violations of our modeling assumptions, we see that simulation model matches well with the behavior of the more realistic trace-driven simulation, and that the policy calculated to be optimal in our model provides similar improvements over pure exploitation in both trace-driven and idealized simulations.

5 Conclusion

We formulated a personalized information filtering problem as a Bayesian sequential decision-making problem and provided the optimal policy for adaptively forwarding items from multiple categories to maximize the expected total reward via balancing exploration against exploitation. With an independence property, the original k -category problem can be decomposed to an aggregation of k single-category subproblems, avoiding the so-called “curse of dimensionality”. Moreover, we show that the optimal policy for each sub-problem is a threshold policy, and that this threshold has intuitive structural properties. To compute this threshold, we provide an approximation to the optimal policy with rigorous error bounds, whose error converges geometrically to 0 as truncation increases. Lastly, results from both idealized Monte Carlo and trace-driven simulations show that this optimal policy provides value in practice.

6 Appendix. Mathematical Proofs

Proof of Theorem 1

Let V be equal to the value of (1), and for each x , let V_x be equal to the value of (2). (We have dropped the α and β from the notation V and V_x in this proof.) By construction, on each sample path,

$$\sum_{n=1}^N U_n(Y_n - c) = \sum_{x=1}^k \sum_{\ell=1}^{N_x} U_{\ell x}(Y_{\ell x} - c).$$

Thus, for each $\pi \in \Pi$,

$$E^\pi \left[\sum_{n=1}^N U_n(Y_n - c) \right] = E^\pi \left[\sum_{x=1}^k \sum_{\ell=1}^{N_x} U_{\ell x}(Y_{\ell x} - c) \right] = \sum_{x=1}^k E^\pi \left[\sum_{\ell=1}^{N_x} U_{\ell x}(Y_{\ell x} - c) \right], \quad (10)$$

and we have

$$V = \sup_{\pi \in \Pi} E^\pi \left[\sum_{n=1}^N U_n(Y_n - c) \right] = \sup_{\pi \in \Pi} \sum_{x=1}^k E^\pi \left[\sum_{\ell=1}^{N_x} U_{\ell x}(Y_{\ell x} - c) \right] \leq \sum_{x=1}^k \sup_{\pi \in \Pi} E^\pi \left[\sum_{\ell=1}^{N_x} U_{\ell x}(Y_{\ell x} - c) \right],$$

where the last inequality follows from the fact that the right-hand side potentially allows a different π to attain the supremum for each x .

Now fix an x and consider the term $\sup_{\pi \in \Pi} E^\pi \left[\sum_{\ell=1}^{N_x} U_{\ell x}(Y_{\ell x} - c) \right]$. This is equal to $V_x = \sup_{\pi^{(x)} \in \Pi^{(x)}} E^{\pi^{(x)}} \left[\sum_{\ell=1}^{N_x} U_{\ell x}(Y_{\ell x} - c) \right]$ because the conditional distribution of $(Y_{ix}, N_x : i \geq \ell)$ given the history available to any policy $\pi \in \Pi$ when making the decision $U_{\ell x}$ (this history is $(X_i, U_i, U_i Y_i : i < n_{\ell x})$ and $X_{n_{\ell x}} = x$) depends only upon the history available to a policy $\pi^{(x)} \in \Pi^{(x)}$, which is $(U_{ix}, U_{ix} Y_{ix} : i < \ell)$.

Thus, we have $\sup_{\pi \in \Pi} E^\pi \left[\sum_{\ell=1}^{N_x} U_{\ell x}(Y_{\ell x} - c) \right] = V_x$, and

$$V \leq \sum_{x=1}^k V_x. \quad (11)$$

We now show the opposite inequality, and the additional claim about constructing an optimal policy for (1). Let $\pi^{(x),*}$ and π^* be as described in the statement of the theorem. Then, for each x ,

$$E^{\pi^*} \left[\sum_{\ell=1}^{N_x} U_{\ell x}(Y_{\ell x} - c) \right] = E^{\pi^{(x),*}} \left[\sum_{\ell=1}^{N_x} U_{\ell x}(Y_{\ell x} - c) \right] = V_x.$$

Summing over x and using (10), we have that the value of π^* in the original problem is

$$E^{\pi^*} \left[\sum_{n=1}^N U_n(Y_n - c) \right] = \sum_{x=1}^k E^{\pi^*} \left[\sum_{\ell=1}^{N_x} U_{\ell x}(Y_{\ell x} - c) \right] = \sum_{x=1}^k V_x. \quad (12)$$

Since $\pi^* \in \Pi$, and V is defined by taking the supremum over all policies π , we also have

$$E^{\pi^*} \left[\sum_{n=1}^N U_n(Y_n - c) \right] \leq V. \quad (13)$$

Combining (11), (12) and (13) we have,

$$\sum_{x=1}^k V_x = E^{\pi^*} \left[\sum_{n=1}^N U_n(Y_n - c) \right] \leq V \leq \sum_{x=1}^k V_x,$$

which implies both that $V = \sum_{x=1}^k V_x$, and that π^* attains the supremum defining V , as claimed.

Proof of Lemma 1

Since N_x is a random variable taking non-negative integer values, to show the claim it is sufficient to show that $P(N_x \geq n+1 | N_x \geq n) = \frac{\lambda_x}{\lambda_x + r}$. Fix any $n \in \{0, 1, 2, \dots\}$.

$$\begin{aligned} P(N_x \geq n+1 | N_x \geq n) &= P(t_{n+1,x} \leq T | t_{nx} \leq T) \\ &= E[P(t_{n+1,x} \leq T | t_{nx} \leq T, t_{nx})] \\ &= E[P(t_{n+1,x} - t_{nx} \leq T - t_{nx} | t_{nx} \leq T, t_{nx})]. \end{aligned}$$

Conditioned on t_{nx} and $t_{nx} \leq T$, $t_{n+1,x} - t_{nx}$ and $T - t_{nx}$ are independent exponential random variables, where $t_{n+1,x} - t_{nx}$ is exponential with rate λ_x , and $T - t_{nx}$ is exponential with rate r . Thus, $P(t_{n+1,x} - t_{nx} \leq T - t_{nx} | t_{nx} \leq T, t_{nx}) = \frac{\lambda_x}{\lambda_x + r}$, showing the claim.

Proof of Lemma 2

$$E^{\pi^{(x)}} \left[\sum_{n=1}^{N_x} U_{nx}(Y_{nx} - c) \right] = E^{\pi^{(x)}} \left[\sum_{n=1}^{\infty} \mathbb{1}_{[n \leq N_x]} U_{nx}(Y_{nx} - c) \right] = \sum_{n=1}^{\infty} E^{\pi^{(x)}} [\mathbb{1}_{[n \leq N_x]} U_{nx}(Y_{nx} - c)], \quad (14)$$

where the last equality is justified by Fubini's theorem and the fact that

$$E^{\pi^{(x)}} \left[\sum_{n=1}^{\infty} |\mathbb{1}_{[n \leq N_x]} U_{nx}(Y_{nx} - c)| \right] < \infty.$$

Considering one of these terms, for any fixed n , we have that $E^{\pi^{(x)}} [\mathbb{1}_{[n \leq N_x]} U_{nx}(Y_{nx} - c)]$ is equal to

$$\begin{aligned} E^{\pi^{(x)}} \left[E^{\pi^{(x)}} [\mathbb{1}_{[n \leq N_x]} U_{nx}(Y_{nx} - c) | U_{nx}, Y_{nx}] \right] &= E^{\pi^{(x)}} \left[P^{\pi^{(x)}}(n \leq N_x | U_{nx}, Y_{nx}) U_{nx}(Y_{nx} - c) \right] \\ &= E^{\pi^{(x)}} [\gamma_x^n U_{nx}(Y_{nx} - c)]. \end{aligned}$$

Plugging this expression into (14) and applying Fubini's theorem again shows

$$E^{\pi^{(x)}} \left[\sum_{n=1}^{N_x} U_{nx}(Y_{nx} - c) \right] = \sum_{n=1}^{\infty} E^{\pi^{(x)}} [\gamma_x^n U_{nx}(Y_{nx} - c)] = \gamma_x E^{\pi^{(x)}} \left[\sum_{n=1}^{\infty} \gamma_x^{n-1} U_{nx}(Y_{nx} - c) \right],$$

which is the claimed expression.

Proof of Proposition 1

When it is optimal to discard at (α, β) , we have $V_x(\alpha, \beta) = Q_x(\alpha, \beta, 0) = \gamma_x \cdot V_x(\alpha, \beta)$ for some $0 < \gamma_x < 1$. This implies that $V_x(\alpha, \beta) = Q_x(\alpha, \beta, 0) = 0$.

We now show the other direction. If $V_x(\alpha, \beta) = 0$, then $Q_x(\alpha, \beta, 0) = \gamma_x V_x(\alpha, \beta) = 0$ and furthermore $Q_x(\alpha, \beta, 1) \leq V_x(\alpha, \beta) = Q_x(\alpha, \beta, 0) = 0$.

Proof of Proposition 2

To show the lower bound, we consider a policy that ignores learning and makes decisions based on the conditional expected reward, $E[Y|\theta \sim \text{Beta}(\alpha, \beta)] = \mu(\alpha, \beta) = \frac{\alpha}{\alpha+\beta}$. Let us define the policy, $\pi_L^{(x)}$, such that for all $n \geq 1$:

$$U_{nx} = \begin{cases} 1 & \text{if } \mu(\alpha, \beta) \geq c, \\ 0 & \text{otherwise.} \end{cases}$$

Then, this policy has value:

$$\begin{aligned} V_x^L(\alpha, \beta) &= E^{\pi_L^{(x)}} \left[\sum_{n=1}^{\infty} \gamma_x^{n-1} U_{nx} (Y_{nx} - c) \mid \theta_x \sim \text{Beta}(\alpha, \beta) \right] \\ &= \sum_{n=1}^{\infty} \gamma_x^{n-1} \max \{0, \mu(\alpha, \beta) - c\} = \frac{1}{1 - \gamma_x} \max \{0, \mu(\alpha, \beta) - c\} \\ &\leq \sup_{\pi^{(x)} \in \Pi^{(x)}} E^{\pi^{(x)}} \left[\sum_{n=1}^{\infty} \gamma_x^{n-1} U_{nx} (Y_{nx} - c) \mid \theta_x \sim \text{Beta}(\alpha, \beta) \right] = V_x(\alpha, \beta) \end{aligned}$$

Proof of Proposition 3

We have

$$\begin{aligned} V_x(\alpha, \beta) &= \sup_{\pi^{(x)} \in \Pi^{(x)}} E^{\pi^{(x)}} \left[\sum_{n=1}^{\infty} \gamma_x^{n-1} (Y_{nx} - c) U_{nx} \mid \alpha_{0x} = \alpha, \beta_{0x} = \beta \right] \\ &= \sup_{\pi^{(x)} \in \Pi^{(x)}} \sum_{n=1}^{\infty} \gamma_x^{n-1} E^{\pi^{(x)}} \left[(Y_{nx} - c) U_{nx} \mid \alpha_{0x} = \alpha, \beta_{0x} = \beta \right] \\ &= \sup_{\pi^{(x)} \in \Pi^{(x)}} \sum_{n=1}^{\infty} \gamma_x^{n-1} E^{\pi^{(x)}} \left[E^{\pi^{(x)}} [(Y_{nx} - c) U_{nx} \mid H_{n-1,x}, \theta_x, \alpha_{0x} = \alpha, \beta_{0x} = \beta] \mid \alpha_{0x} = \alpha, \beta_{0x} = \beta \right] \\ &= \sup_{\pi \in \Pi^{(x)}} \sum_{n=1}^{\infty} \gamma_x^{n-1} E^{\pi^{(x)}} \left[(\theta_x - c) U_{nx} \mid \alpha_{0x} = \alpha, \beta_{0x} = \beta \right] \\ &\leq \sum_{n=1}^{\infty} \gamma_x^{n-1} E \left[\max \{0, \theta_x - c\} \mid \alpha_{0x} = \alpha, \beta_{0x} = \beta \right] \\ &= \frac{1}{1 - \gamma_x} E \left[\max \{0, \theta_x - c\} \mid \alpha_{0x} = \alpha, \beta_{0x} = \beta \right] = V_x^U(\alpha, \beta). \end{aligned}$$

The first equality is the definition of the value function in equation (4), while the second equality is due to Fubini's Theorem since $E^{\pi^{(x)}} [\sum_{n=1}^{\infty} \gamma_x^{n-1} (Y_{nx} - c) U_{nx} \mid \alpha_{0x} = \alpha]$. Then applying the tower property of conditional expectation, we derive the third equation. Because the expected value of Y_{nx} conditioned on θ_x is θ_x and U_{nx} only depends on $H_{n-1,x}$, the inner conditional expectation reduces to $(\theta_x - c) U_{nx}$, which is smaller than $\max\{0, \theta_x - c\}$. So the inequality holds in the fifth line and we derive an upper bound for the value function.

Proof of Proposition 4

First, we show a lower bound on $\lim_{n \rightarrow \infty} \inf V_x(\alpha_{nx}, \beta_{nx})$:

$$\begin{aligned} \lim_{n \rightarrow \infty} \inf V_x(\alpha_{nx}, \beta_{nx}) &\geq \lim_{n \rightarrow \infty} \inf \left[\frac{1}{1 - \gamma_x} \max \left\{ 0, \frac{\alpha_{nx}}{\alpha_{nx} + \beta_{nx}} - c \right\} \right] \\ &= \lim_{n \rightarrow \infty} \left[\frac{1}{1 - \gamma_x} \max \left\{ 0, \frac{\alpha_{nx}}{\alpha_{nx} + \beta_{nx}} - c \right\} \right] \\ &\geq \frac{1}{1 - \gamma_x} \max \left\{ 0, \lim_{n \rightarrow \infty} \frac{\alpha_{nx}}{\alpha_{nx} + \beta_{nx}} - c \right\} \\ &\geq \frac{1}{1 - \gamma_x} \max \{ 0, \mu_x - c \} \end{aligned}$$

The first inequality uses Proposition 2, and the rest follows because the limit of $\frac{1}{1 - \gamma_x} \max \left\{ 0, \frac{\alpha_{nx}}{\alpha_{nx} + \beta_{nx}} - c \right\}$ exists. Similarly, use Proposition 3, we show an upper bound on $\lim_{n \rightarrow \infty} \sup V_x(\alpha_{nx}, \beta_{nx})$:

$$\begin{aligned} \lim_{n \rightarrow \infty} \sup V_x(\alpha_{nx}, \beta_{nx}) &\leq \lim_{n \rightarrow \infty} \sup \left\{ \frac{1}{1 - \gamma_x} E[\max\{0, \theta_x - c\} | \theta_x \sim \text{Beta}(\alpha_{nx}, \beta_{nx})] \right\} \\ &= \lim_{n \rightarrow \infty} \left\{ \frac{1}{1 - \gamma_x} E[\max\{0, \theta_x - c\} | \theta_x \sim \text{Beta}(\alpha_{nx}, \beta_{nx})] \right\} \\ &\leq \frac{1}{1 - \gamma_x} E \left[\lim_{n \rightarrow \infty} \max\{0, \theta_x - c\} | \theta_x \sim \text{Beta}(\alpha_{nx}, \beta_{nx}) \right] \\ &\leq \frac{1}{1 - \gamma_x} \max \{ 0, \mu_x - c \} \end{aligned}$$

The second equation is due to the existence of the limit on the upper bound. The third inequality holds because of Portmanteau Theorem (also called Convergence of measures) since the function $0 \leq \max\{0, \theta_x - c\} \leq 1$ is bounded and continuous.

Here it is the detail of the Portmanteau theorem. Let $P_1, P_2, \dots, P_n, \dots$ be probability measures of θ_x such that $\theta_x \sim \text{Beta}(\alpha_{nx}, \beta_{nx})$ for each index n . Let P_* be the convergence of measure for θ_x in the limit. Portmanteau Theorem (or Convergence of measures) says that given $P_n \xrightarrow{D} P_*$ and $\theta_x = \mu_x$ almost surely under P_* , if f is a continuous bounded function, then

$$\lim_{n \rightarrow \infty} \int f(\theta_x) dP_n(\theta_x) = \int f(\theta_x) dP_*(\theta_x).$$

Combining the lower bound on $\lim_{n \rightarrow \infty} \inf V_x(\alpha_{nx}, \beta_{nx})$ and the upper bound on $\lim_{n \rightarrow \infty} \sup V_x(\alpha_{nx}, \beta_{nx})$, we have

$$\frac{1}{1 - \gamma_x} \max \{ 0, \mu_x - c \} \leq \lim_{n \rightarrow \infty} \inf V_x(\alpha_{nx}, \beta_{nx}) \leq \lim_{n \rightarrow \infty} \sup V_x(\alpha_{nx}, \beta_{nx}) \leq \frac{1}{1 - \gamma_x} \max \{ 0, \mu_x - c \}.$$

Therefore, the limit of $V_x(\alpha_{nx}, \beta_{nx})$ exists and is equal to

$$\lim_{n \rightarrow \infty} V_x(\alpha_{nx}, \beta_{nx}) = \frac{1}{1 - \gamma_x} \max \{ 0, \mu_x - c \}.$$

Proof of Proposition 5

To show the characteristic of U_{nx}^* , it is enough to show that $U_{n+1,x}^* = 0$ implies $U_{n+2,x}^* = 0$. To keep the notation lighter, we suppose that $n = 0$, but the argument is the same for $n > 0$. Let $\pi_{0u}^{(x)}$ be the policy that chooses $U_{1x} = 0$ and $U_{2x} = u \in \{0, 1\}$, and then behaves optimally afterward. Suppose it is optimal to not forward at time 1, that is, $U_{1x}^* = 0$ with $Q_x(\alpha_{0x}, \beta_{0x}, 1) \leq Q_x(\alpha_{0x}, \beta_{0x}, 0)$. Then, since $(\alpha_{1x}, \beta_{1x}) = (\alpha_{0x}, \beta_{0x})$ under the optimal policy, either $\pi_{00}^{(x)}$ or $\pi_{01}^{(x)}$ (or both) is optimal. Suppose for contradiction $\pi_{00}^{(x)}$ is not optimal, then $\pi_{01}^{(x)}$ is strictly better than π_{00} . That is, $Q_x(\alpha_{1x}, \beta_{1x}, 1) > Q_x(\alpha_{1x}, \beta_{1x}, 0)$. But $(\alpha_{1x}, \beta_{1x}) = (\alpha_{0x}, \beta_{0x})$, thus

$$Q_x(\alpha_{0x}, \beta_{0x}, 1) = Q_x(\alpha_{1x}, \beta_{1x}, 1) > Q_x(\alpha_{1x}, \beta_{1x}, 0) = Q_x(\alpha_{0x}, \beta_{0x}, 0),$$

which contradicts with the fact that $Q_x(\alpha_{0x}, \beta_{0x}, 1) \leq Q_x(\alpha_{0x}, \beta_{0x}, 0)$.

Proof of Lemma 3

First, we show the non-decreasing property holds for a finite-horizon problem $V_x(\alpha, \beta, M)$ by induction. For the base case at termination M , we have

$$V_x(\alpha + \ell, \beta - \ell, M) = \frac{1}{1 - \gamma} \max \left\{ 0, \frac{\alpha + \ell}{\alpha + \beta} - c \right\}$$

is indeed a non-decreasing function of ℓ . Now suppose the property holds for some finite M' , with $0 < M' < M$. Let us show that it also holds for $M' - 1$. Let

$$\mu(\ell) = \frac{\alpha + \ell}{\alpha + \ell + \beta - \ell} = \mu(0) + \frac{\ell}{\alpha + \beta},$$

then

$$\begin{aligned} & V_x(\alpha + \ell, \beta - \ell, M' - 1) \\ &= \max \left\{ 0, \mu(\ell) - c + \gamma_x [\mu(\ell) V_x(\alpha + \ell + 1, \beta - \ell, M') + (1 - \mu(\ell)) V_x(\alpha + \ell, \beta - \ell + 1, M')] \right\}. \end{aligned}$$

Let $g(\ell) = V_x(\alpha + \ell, \beta - \ell + 1, M')$, where g is non-decreasing by the induction hypothesis. To show that the function is non-negative, it is sufficient to show that

$$\ell \mapsto f(\ell) = \mu(\ell)g(\ell + 1) + (1 - \mu(\ell))g(\ell)$$

is non-decreasing. Let $\Delta \geq 0$. Then,

$$\begin{aligned}
f(\ell + \Delta) - f(\ell) &= \mu(\ell + \Delta)g(\ell + \Delta + 1) + (1 - \mu(\ell + \Delta))g(\ell + \Delta) - \mu(\ell)g(\ell + 1) - (1 - \mu(\ell))g(\ell) \\
&= [\mu(\ell + \Delta) - \mu(\ell)]g(\ell + \Delta + 1) + \mu(\ell)g(\ell + \Delta + 1) \\
&\quad + [(\ell - \mu(\ell + \Delta)) - (\ell - \mu(\ell))]g(\ell + \Delta) + (1 - \mu(\ell))g(\ell + \Delta) \\
&\quad - \mu(\ell)g(\ell + 1) - (1 - \mu(\ell))g(\ell) \\
&= [\mu(\ell + \Delta) - \mu(\ell)][g(\ell + \Delta + 1) - g(\ell + \Delta)] \\
&\quad + \mu(\ell)[g(\ell + \Delta + 1) - g(\ell + 1)] + (1 - \mu(\ell))[g(\ell + \Delta) - g(\ell)] \geq 0,
\end{aligned}$$

since both $\mu(\ell)$ and $g(\ell)$ are non-decreasing functions of ℓ . We conclude that $V_x(\alpha + \ell, \beta - \ell, M' - 1)$ is also non-decreasing for $M' - 1$ by induction.

Because the limit of a non-decreasing function is also non-decreasing, we have that $\ell \mapsto V_x(\alpha + \ell, \beta - \ell) = \lim_{M \rightarrow \infty} V(\alpha + \ell, \beta - \ell, M)$ is non-decreasing, as stated in Lemma 3. The following remark is a special case of Lemma 3 when considering integers for ℓ :

Remark 1 For integers $\alpha > 0$ and $\beta > 0$, we have $V_x(\alpha + 1, \beta) - V_x(\alpha, \beta + 1) \geq 0$.

Proof of Lemma 4

Similarly, we only need to show that the convexity property for a M -step finite-horizon problem $V_x(\alpha, \beta, M)$ by induction, while the limit of a convex function is convex. Instead of α and β , let us rewrite the value function of the finite horizon problem in terms of $\mu = \frac{\alpha}{\alpha + \beta}$ and $m = \alpha + \beta$:

$$f_M(\mu) \equiv V_x(\mu \cdot m, (1 - \mu) \cdot m, M).$$

By induction, we show that $f_\ell(\mu)$ is convex for all $\ell \leq M$. At the termination step, $f_M(\mu) = \frac{1}{1 - \gamma_x} \max\{0, \mu - c\}$ is convex in μ . Next we assume that $f_{\ell+1}(\cdot)$ is convex, and show that $f_\ell(\cdot)$ is convex.

Define $g_\ell(\mu) = \mu - c + \gamma_x \left[\mu \cdot f_{\ell+1}\left(\frac{\mu\ell+1}{\ell+1}\right) + (1 - \mu) \cdot f_{\ell+1}\left(\frac{\mu\ell}{\ell+1}\right) \right]$, so $f_\ell(\mu) = \max\{0, g_\ell(\mu)\}$. Since the maximum of convex functions is always convex, we only need to show that $g_\ell(\mu)$ is convex. That is,

$$g_\ell\left(\frac{\mu + \nu}{2}\right) \leq \frac{1}{2}(g_\ell(\mu) + g_\ell(\nu)) \quad (15)$$

for any $0 \leq \mu \leq 1$ and $0 \leq \nu \leq 1$, or equivalently

$$\begin{aligned}
&\frac{\mu + \nu}{2} - c + \gamma_x \left[\frac{\mu + \nu}{2} \cdot f_{\ell+1}\left(\frac{\frac{\mu + \nu}{2}\ell + 1}{\ell + 1}\right) + \frac{2 - \mu - \nu}{2} \cdot f_{\ell+1}\left(\frac{\frac{\mu + \nu}{2}\ell}{\ell + 1}\right) \right] \\
&\leq \frac{\mu + \nu}{2} - c + \gamma_x \left[\frac{\mu}{2} \cdot f_{\ell+1}\left(\frac{\mu\ell + 1}{\ell + 1}\right) + \frac{1 - \mu}{2} \cdot f_{\ell+1}\left(\frac{\mu\ell}{\ell + 1}\right) + \frac{\nu}{2} \cdot f_{\ell+1}\left(\frac{\nu\ell + 1}{\ell + 1}\right) + \frac{1 - \nu}{2} \cdot f_{\ell+1}\left(\frac{\nu\ell}{\ell + 1}\right) \right]
\end{aligned}$$

Notice that by convexity

$$f_{\ell+1} \left(\frac{\frac{\mu+\nu}{2}\ell + 1}{\ell + 1} \right) \leq \frac{1}{2} f_{\ell+1} \left(\frac{\mu\ell + 1}{\ell + 1} \right) + \frac{1}{2} f_{\ell+1} \left(\frac{\nu\ell + 1}{\ell + 1} \right)$$

$$f_{\ell+1} \left(\frac{\frac{\mu+\nu}{2}\ell}{\ell + 1} \right) \leq \frac{1}{2} f_{\ell+1} \left(\frac{\mu\ell}{\ell + 1} \right) + \frac{1}{2} f_{\ell+1} \left(\frac{\nu\ell}{\ell + 1} \right)$$

After canceling some terms (first subtract $\frac{\mu+\nu}{2} - c$ and then multiply by γ_x), the reminder on the left-hand-side of inequality (15) is less than or equal to

$$\frac{\mu + \nu}{4} f_{\ell+1} \left(\frac{\mu\ell + 1}{\ell + 1} \right) + \frac{\mu + \nu}{4} f_{\ell+1} \left(\frac{\nu\ell + 1}{\ell + 1} \right) + \frac{2 - \mu - \nu}{4} f_{\ell+1} \left(\frac{\mu\ell}{\ell + 1} \right) + \frac{2 - \mu - \nu}{4} f_{\ell+1} \left(\frac{\nu\ell}{\ell + 1} \right). \quad (16)$$

Inequality (15) is greater than or equal to equation (16). Let us take the difference between the two and prove that it is nonnegative. That is, let us show

$$\frac{\mu - \nu}{4} f_{\ell+1} \left(\frac{\mu\ell + 1}{\ell + 1} \right) - \frac{\mu - \nu}{4} f_{\ell+1} \left(\frac{\nu\ell + 1}{\ell + 1} \right) - \frac{\mu - \nu}{4} f_{\ell+1} \left(\frac{\mu\ell}{\ell + 1} \right) + \frac{\mu - \nu}{4} f_{\ell+1} \left(\frac{\nu\ell}{\ell + 1} \right) \geq 0,$$

or,

$$f_{\ell+1} \left(\frac{\mu\ell + 1}{\ell + 1} \right) + f_{\ell+1} \left(\frac{\nu\ell}{\ell + 1} \right) \geq f_{\ell+1} \left(\frac{\nu\ell + 1}{\ell + 1} \right) + f_{\ell+1} \left(\frac{\mu\ell}{\ell + 1} \right) \quad (17)$$

Without loss of generality, let us assume $\mu > \nu$, then $\frac{\mu\ell}{\ell+1} < \frac{\mu\ell}{\ell+1} < \frac{\nu\ell+1}{\ell+1} < \frac{\mu\ell+1}{\ell+1}$. Let $\delta = \frac{(\mu-\nu)\ell}{(\mu-\nu)\ell+1}$, then we can represent, $\frac{\mu\ell}{\ell+1} = \delta \frac{\nu\ell}{\ell+1} + (1-\delta) \frac{\mu\ell+1}{\ell+1}$, and $\frac{\nu\ell}{\ell+1} = (1-\delta) \frac{\nu\ell}{\ell+1} + \delta \frac{\mu\ell+1}{\ell+1}$. Since $f_{\ell+1}(\mu)$ is convex,

$$f_{\ell+1} \left(\frac{\mu\ell}{\ell + 1} \right) \leq \delta \cdot f_{\ell+1} \left(\frac{\nu\ell}{\ell + 1} \right) + (1 - \delta) \cdot f_{\ell+1} \left(\frac{\mu\ell + 1}{\ell + 1} \right),$$

$$f_{\ell+1} \left(\frac{\nu\ell + 1}{\ell + 1} \right) \leq (1 - \delta) \cdot f_{\ell+1} \left(\frac{\nu\ell}{\ell + 1} \right) + \delta \cdot f_{\ell+1} \left(\frac{\mu\ell + 1}{\ell + 1} \right).$$

Combining them, we show equality (17).

Proof of Theorem 3.1

In this proof, we also want to represent the value function in terms of $\mu = \frac{\alpha}{\alpha+\beta}$ and $m = \alpha + \beta$ instead of the conventional way of using α, β . First, we can notice that any convex combination of two non-negative points is also non-negative. That is, $\mu V_x(\mu m + 1, (1-\mu)m) + (1-\mu)V_x(\mu m, (1-\mu)m + 1) \geq 0$ since both $V_x(\mu m + 1, (1-\mu)m)$ and $V_x(\mu m, (1-\mu)m + 1)$ are non-negative. Pick any $\mu \in (c, \infty)$, we have

$$Q_x(\mu m, (1-\mu)m, 1) = \mu - c + \gamma_x [\mu V_x(\mu m + 1, (1-\mu)m) + (1-\mu)V_x(\mu m, (1-\mu)m + 1)] \geq \mu - c > 0,$$

so $\mu \in A(m) = \left\{ \mu(\alpha, \beta) : \alpha \in (0, \infty), \beta \in (0, \infty), m = \alpha + \beta \text{ and } Q_x(\alpha, \beta, 1) > 0 \right\}$. Therefore, $A(m) \supseteq (c, \infty)$, which implies $\inf A(m) \leq c$.

Proof of Theorem 3.2

To show the non-decreasing property of $\mu^*(m)$, it is sufficient to show that $m \mapsto V_x(\mu m, (1 - \mu)m)$ is non-increasing for each μ , that is, $V_x(\mu m, (1 - \mu)m) \geq V_x(\mu m', (1 - \mu)m')$ for all $m \leq m'$. Define $g_m(\mu) \equiv V_x(\mu m, (1 - \mu)m)$. Without loss of generality, we can show the statement for integers m .

Let's show the statement for a M finite-horizon problem. As a base case, it is trivial to see that, for any μ ,

$$\begin{aligned} g_{M-1}(\mu) &= \max \left\{ 0, \mu - c + \gamma_x \left[\mu \cdot g_M \left(\frac{\mu(M-1) + 1}{M} \right) + (1 - \mu) \cdot g_M \left(\frac{\mu(M-1)}{M} \right) \right] \right\} \\ &\geq \max \{ 0, \mu - c + \gamma_x \cdot g_M(\mu) \} \geq g_M(\mu) = \max \left\{ 0, \frac{\mu - c}{1 - \gamma_x} \right\} \end{aligned}$$

Assume that $g_m(\cdot) \geq g_{m+1}(\cdot)$ for m , next we show that $g_{m-1}(\cdot) \geq g_m(\cdot)$. For any μ ,

$$\begin{aligned} \frac{g_{m-1}(\mu) - g_m(\mu)}{\gamma_x} &\geq \mu \cdot g_m \left(\frac{\mu(m-1) + 1}{m} \right) + (1 - \mu) \cdot g_m \left(\frac{\mu(m-1)}{m} \right) \\ &\quad - \mu \cdot g_{m+1} \left(\frac{\mu m + 1}{m+1} \right) - (1 - \mu) \cdot g_{m+1} \left(\frac{\mu m}{m+1} \right) \\ &\geq \mu \cdot g_m \left(m \frac{\mu(m-1) + 1}{m} \right) + (1 - \mu) \cdot g_m \left(\frac{\mu(m-1)}{m} \right) \\ &\quad - \mu \cdot g_m \left(\frac{\mu m + 1}{m+1} \right) - (1 - \mu) \cdot g_m \left(\frac{\mu m}{m+1} \right) \end{aligned}$$

The second inequality is due to the induction hypothesis that $g_m(\cdot) \geq g_{m+1}(\cdot)$. Notice that

$$\frac{\mu(m-1)}{m} < \frac{\mu m}{m+1} < \mu < \frac{\mu m + 1}{m+1} < \frac{\mu(m-1) + 1}{m}.$$

Define function $\hat{g}_m(x)$ by

$$\hat{g}_m(x) = \begin{cases} g_m(x) & \text{if } x \geq \frac{\mu m + 1}{m+1} \text{ or } x \leq \frac{\mu m}{m+1} \\ \frac{g_m(\frac{\mu m + 1}{m+1}) - g_m(\frac{\mu m}{m+1})}{1/(m+1)} \left(x - \frac{\mu m}{m+1} \right) + g_m \left(\frac{\mu m}{m+1} \right) & \text{if } \frac{\mu m}{m+1} \leq x \leq \frac{\mu m + 1}{m+1} \end{cases} \quad (18)$$

It is easy to check that \hat{g}_m is a convex function defined on the same domain as g_m . For any $x \in \left[\frac{\mu m}{m+1}, \frac{\mu m + 1}{m+1} \right]$, $\hat{g}_m(x)$ is simply replacing $g_m(x)$ by a linear function that connects two end points, $g_m \left(\frac{\mu m + 1}{m+1} \right)$ and $g_m \left(\frac{\mu m}{m+1} \right)$. By convexity of $g_m(\cdot)$ in μ , we have

$$\begin{aligned}
(1-\mu)\hat{g}_m\left(\frac{\mu(m-1)}{m}\right) + \mu\hat{g}_m\left(\frac{\mu(m-1)+1}{m}\right) &\geq \hat{g}_m\left((1-\mu)\frac{\mu(m-1)}{m} + \mu\frac{\mu(m-1)+1}{m}\right) \\
&= \hat{g}_m(\mu) = \hat{g}_m\left((1-\mu)\frac{\mu m}{m+1} + \mu\frac{\mu m+1}{m+1}\right) \\
&= \frac{g_m\left(\frac{\mu m+1}{m+1}\right) - g_m\left(\frac{\mu m}{m+1}\right)}{1/(m+1)}\left(\mu - \frac{\mu m}{m+1}\right) + g_m\left(\frac{\mu m}{m+1}\right) \\
&= (1-\mu)g_m\left(\frac{\mu m}{m+1}\right) + \mu g_m\left(\frac{\mu m+1}{m+1}\right)
\end{aligned}$$

Thus, we show that $V_x(\mu m, (1-\mu)m)$ is non-decreasing in m for each μ in a M finite-horizon problem. Take the limit of M to infinity, we conclude that $V_x(\mu m, (1-\mu)m)$ is non-decreasing in m . Equivalently, it shows the non-decreasing property of $\mu^*(m)$ in m .

Proof of Theorem 3.3

Given $\alpha_n \in (0, \infty)$ and $\beta_n \in (0, \infty)$ for each n , let $\mu_n = \frac{\alpha_n}{\alpha_n + \beta_n}$. Define $\mu = \lim_{n \rightarrow \infty} \mu_n$, the limit of μ_n .

$$\begin{aligned}
\lim_{n \rightarrow \infty} \mu^*(n) &= \lim_{n \rightarrow \infty} \inf \{\mu_n : V_x(\alpha_n, \beta_n) > 0\} \\
&= \inf \left\{ \mu : \lim_{n \rightarrow \infty} V_x(\alpha_n, \beta_n) > 0 \right\} \\
&= \inf \left\{ \mu : \max \left\{ 0, \frac{\mu - c}{1 - \gamma_x} \right\} > 0 \right\} \\
&= c
\end{aligned}$$

The first equality expands the definition of $\mu^*(\cdot)$ while the third equation is held by Proposition 4. To justify the second equation, the following equation is shown next:

$$\lim_{n \rightarrow \infty} \inf \{\mu_n : f(\mu_n) > 0\} = \inf \left\{ \lim_{n \rightarrow \infty} \mu_n : \lim_{n \rightarrow \infty} f(\mu_n) > 0 \right\},$$

where $f(\mu_n) = V(\alpha_n, \beta_n)$.

First, we will show that $\lim_{n \rightarrow \infty} \inf \{\mu_n : f(\mu_n) > 0\} \geq \inf \{\lim_{n \rightarrow \infty} \mu_n : \lim_{n \rightarrow \infty} f(\mu_n) > 0\}$.

Fix n , let $\bar{\mu}(n) = \inf \{\mu_n : f(\mu_n) > 0\}$ (needed to justify that it is nonempty and continuous).

Because $f(\mu_n) > 0$ for any $\mu_n \in \{\mu_n : f(\mu_n) > 0\}$, we have $f(\bar{\mu}(n)) \geq 0$. Then,

$$\left\{ \lim_{n \rightarrow \infty} \bar{\mu}(n) : \lim_{n \rightarrow \infty} f(\bar{\mu}(n)) \geq 0 \right\} \geq \inf \left\{ \mu : \lim_{n \rightarrow \infty} f(\mu_n) \geq 0 \right\}.$$

Reversely, we need to show that $\inf_{\mu} \{\mu : \lim_{n \rightarrow \infty} f(\mu_n) \geq 0\} \geq \lim_{n \rightarrow \infty} \inf \{\mu_n : f(\mu_n) > 0\}$.

By Lemma 3, for a fixed n , the function $f(\mu_n)$ is an non-decreasing function of μ_n . So

$0 \leq f(\bar{\mu}(n)) \leq f(\mu_n)$ for every n , then

$$0 \leq \lim_{n \rightarrow \infty} f(\bar{\mu}(n)) \leq \lim_{n \rightarrow \infty} f(\mu_n).$$

Therefore, we have $\inf_{\mu} \{\mu : \lim_{n \rightarrow \infty} f(\mu_n) \geq 0\} \geq \lim_{n \rightarrow \infty} \inf\{\mu_n : f(\mu_n) > 0\}$. Combining with the above inequality, we shown that

$$\inf_{\mu} \left\{ \mu : \lim_{n \rightarrow \infty} f(\mu_n) \geq 0 \right\} = \lim_{n \rightarrow \infty} \inf\{\mu_n : f(\mu_n) > 0\}.$$

Proof of Lemma 5

At each time step, the stepwise reward function $U_{nx}(Y_{nx} - c)$ is bounded above by 1, then we have

$$V_x(\alpha, \beta) = \sup_{\pi} E^{\pi} \left[\sum_{n=1}^{\infty} \gamma_x^{n-1} (Y_{nx} - c) U_{nx} \mid \theta_x \sim \text{Beta}(\alpha, \beta) \right] \leq \sup_{\pi} E^{\pi} \left[\sum_{n=1}^{\infty} \gamma_x \right] = \frac{1}{1-\gamma_x}.$$

For the other side, any policy π' provides a lower bound on the value of an optimal policy. Thus,

$$\begin{aligned} V_x(\alpha, \beta) &= \sup_{\pi} E^{\pi} \left[\sum_{n=1}^{\infty} \gamma_x^{n-1} (Y_{nx} - c) U_{nx} \mid \theta_x \sim \text{Beta}(\alpha, \beta) \right] \\ &\geq E^{\pi'} \left[\sum_{n=1}^{\infty} \gamma_x^{n-1} (Y_{nx} - c) U_{nx} \mid \theta_x \sim \text{Beta}(\alpha, \beta) \right]. \end{aligned}$$

Take π' to be the (deterministic) policy that chooses, for each n , $U_{nx} = 1$ if $\mu(\alpha, \beta) > c$, and $U_{nx} = 0$ if $\mu(\alpha, \beta) \leq c$. If $\mu(\alpha, \beta) - c > 0$, its value is

$$E^{\pi'} \left[\sum_{n=1}^{\infty} \gamma_x^{n-1} (Y_{nx} - c) \mid \theta_x \sim \text{Beta}(\alpha, \beta) \right] = \sum_{n=1}^{\infty} \gamma_x^{n-1} (\mu(\alpha, \beta) - c) = \frac{1}{1-\gamma_x} (\mu(\alpha, \beta) - c).$$

If $\mu(\alpha, \beta) - c \leq 0$, its value is 0. Thus, putting both cases together, we see that its value is

$$E^{\pi'} \left[\sum_{n=1}^{\infty} \gamma_x^{n-1} (Y_{nx} - c) \mid \theta_x \sim \text{Beta}(\alpha, \beta) \right] = \frac{1}{1-\gamma_x} \max\{\mu(\alpha, \beta) - c, 0\}.$$

Combining this expression with the previously stated lower bound on $V_x(\alpha, \beta)$ shows that $V_x(\alpha, \beta) \geq \frac{1}{1-\gamma_x} \max\{\mu(\alpha, \beta) - c, 0\}$.

Proof of Lemma 6

Consider the base case at termination M , by Lemma 5, we have

$$\frac{1}{1-\gamma_x} \max \left\{ 0, \frac{\alpha}{\alpha + \beta} - c \right\} = V_x^L(\alpha, \beta; M) \leq V_x(\alpha, \beta) \leq V_x^U(\alpha, \beta; M) = \frac{1}{1-\gamma_x}.$$

Assume that the statement holds at some $0 \leq \ell + 1 \leq M$, we show that it also holds at ℓ in the following.

$$\begin{aligned} V_x^U(\alpha, \beta; \ell) &= \max \left\{ 0, \frac{\alpha}{\alpha + \beta} - c + \gamma_x \left[\frac{\alpha}{\alpha + \beta} V_x^U(\alpha + 1, \beta; M) + \frac{\alpha}{\alpha + \beta} V_x^U(\alpha, \beta + 1; M) \right] \right\} \\ &\geq \max \left\{ 0, \frac{\alpha}{\alpha + \beta} - c + \gamma_x \left[\frac{\alpha}{\alpha + \beta} V_x(\alpha + 1, \beta; M) + \frac{\alpha}{\alpha + \beta} V_x(\alpha, \beta + 1; M) \right] \right\} \\ &= V_x(\alpha, \beta) \end{aligned}$$

Similarly,

$$\begin{aligned} V_x^L(\alpha, \beta; M) &= \max \left\{ 0, \frac{\alpha}{\alpha + \beta} - c + \gamma_x \left[\frac{\alpha}{\alpha + \beta} V_x^L(\alpha + 1, \beta; M) + \frac{\alpha}{\alpha + \beta} V_x^L(\alpha, \beta + 1; M) \right] \right\} \\ &\leq \max \left\{ 0, \frac{\alpha}{\alpha + \beta} - c + \gamma_x \left[\frac{\alpha}{\alpha + \beta} V_x(\alpha + 1, \beta; M) + \frac{\alpha}{\alpha + \beta} V_x(\alpha, \beta + 1; M) \right] \right\} \\ &= V_x(\alpha, \beta) \end{aligned}$$

Combining the upper bound and lower bound, we show that $V_x^L(\alpha, \beta; M) \leq V_x(\alpha, \beta) \leq V_x^U(\alpha, \beta; M)$ for each $M \geq 0$ and for each (α, β) pairs.

Proof of Lemma 7

For any $M \geq 0$, let us first consider the base case at termination M . Then, by definition, for any $0 \leq i \leq M$ with $\alpha = \alpha_{0x} + i$ and $\beta = \beta_{0x} + M - i$, we have $V_x^U(\alpha, \beta; M) = \frac{1}{1-\gamma_x}$ and $V_x^L(\alpha, \beta; M) = \frac{1}{1-\gamma_x} \max \left\{ 0, \frac{\alpha}{\alpha + \beta} - c \right\} \geq 0$, thus, $V_x^U(\alpha, \beta; M) - V_x^L(\alpha, \beta; M) \leq \frac{1}{1-\gamma_x}$.

Assume that the statement holds for some $0 \leq \ell + 1 \leq M$, we show in the following that the inequality also holds for ℓ by induction. There are two cases to consider at step ℓ :

Case 1: suppose $V_x^U(\alpha, \beta; M) = 0$. Since $V_x^L(\alpha, \beta; M) \geq 0$, the induction step at ℓ is obviously true.

Case 2: suppose $V_x^U(\alpha, \beta; M) > 0$. Then,

$$V_x^U(\alpha, \beta; M) = \frac{\alpha}{\alpha + \beta} - c + \gamma_x \left[\frac{\alpha}{\alpha + \beta} V_x^U(\alpha + 1, \beta; M) + \frac{\beta}{\alpha + \beta} V_x^U(\alpha, \beta + 1; M) \right], \text{ and}$$

$$V_x^L(\alpha, \beta; M) \geq \frac{\alpha}{\alpha + \beta} - c + \gamma_x \left[\frac{\alpha}{\alpha + \beta} V_x^L(\alpha + 1, \beta; M) + \frac{\beta}{\alpha + \beta} V_x^L(\alpha, \beta + 1; M) \right].$$

Combination of them leads to

$$\begin{aligned} V_x^U(\alpha, \beta; M) - V_x^L(\alpha, \beta; M) &\leq \gamma_x \left[\frac{\alpha}{\alpha + \beta} [V_x^U(\alpha + 1, \beta; M) - V_x^L(\alpha + 1, \beta; M)] \right. \\ &\quad \left. + \frac{\beta}{\alpha + \beta} [V_x^U(\alpha, \beta + 1; M) - V_x^L(\alpha, \beta + 1; M)] \right] \\ &\leq \gamma_x \left[\left(\frac{\alpha}{\alpha + \beta} + \frac{\beta}{\alpha + \beta} \right) \frac{\gamma_x^{M-(\ell+1)}}{1 - \gamma_x} \right] = \frac{\gamma_x^{M-\ell}}{1 - \gamma_x}, \end{aligned}$$

while the second inequality is due to the inductive assumption that the statement holds for $\ell + 1$, that is, $V_x^U(\alpha + 1, \beta; M) - V_x^L(\alpha + 1, \beta; M) \leq \frac{\gamma_x^{M-(\ell+1)}}{1-\gamma_x}$ and $V_x^U(\alpha, \beta + 1; M) - V_x^L(\alpha, \beta + 1; M) \leq \frac{\gamma_x^{M-(\ell+1)}}{1-\gamma_x}$. Therefore, we conclude that it holds for any $0 \leq \ell \leq M$. Moreover, as $M \rightarrow \infty$, the difference between $V_x^U(\alpha, \beta; M)$ and $V_x^L(\alpha, \beta; M)$ converges to 0 for any $0 < \gamma_x < 1$.

References

- Adomavicius, G., A. Tuzhilin. 2005. Toward the next generation of recommender systems: A survey of the state-of-the-art and possible extensions. *IEEE Transactions on knowledge and data engineering* **17**(6) 734–749.
- Agarwal, D., B.C. Chen, P. Elango. 2009. Explore/exploit schemes for web content optimization. *Proceedings of 2009 Ninth IEEE International Conference on Data Mining. ICDM '09*, IEEE Computer Society, Washington, DC, USA, 1–10.
- Agarwal, D., B.C. Chen, B. Pang. 2011a. Personalized recommendation of user comments via factor models. *Proceedings of the Conference on Empirical Methods in Natural Language Processing. EMNLP '11*, Association for Computational Linguistics, Stroudsburg, PA, USA, 571–582.
- Agarwal, D., L. Zhang, R. Mazumder. 2011b. Modeling item–item similarities for personalized recommendations on yahoo! front page. *The Annals of Applied Statistics* **5**(3) 1839–1875.
- Araman, V.F., R. Caldenty. 2009. Dynamic pricing for perishable products with demand learning. *Operations Research* **57**(5) 1169 – 1188.
- arXiv.org. 2014. arxiv.org e-print archive. <http://arxiv.org>. Accessed: 2014-06-30.
- Besbes, O., A. Zeevi. 2009. Dynamic pricing without knowing the demand function: Risk bounds and near-optimal algorithms. *Operations Research* **57**(6) 1407–1420.
- Callan, J. 1996. Document filtering with inference networks. *Proceedings of the 19th Annual International ACM SIGIR Conference on Research and Development in Information Retrieval. SIGIR '96*, ACM, New York, NY, USA, 262–269.
- DeGroot, M.H. 2004. *Optimal Statistical Decisions*. John Wiley & Sons, Hoboken, NJ.
- den Boer, A.V., B. Zwart. 2013. Simultaneously learning and optimizing using controlled variance pricing. *Management Science* **60**(3) 770–783.
- Ding, X., M.L. Puterman, A. Bisi. 2002. The Censored Newsvendor and the Optimal Acquisition of Information. *Operations Research* **50**(3) 517–527.
- Frazier, P.I. 2011. *Wiley Encyclopedia of Operations Research and Management Science*, chap. Learning with Dynamic Programming. Wiley, Hoboken, NJ.
- Ginsparg, P. 2011. Arxiv at 20. *Nature* **476** 145–147. doi:10.1038/476145a.

- Hanani, U., B. Shapira, P. Shoval. 2001. Information filtering: Overview of issues, research and systems. *User Modeling and User-Adapted Interaction* **11**(3) 203–259.
- Hofmann, K., S. Whiteson, M. Rijke. 2013. Balancing exploration and exploitation in listwise and pairwise online learning to rank for information retrieval. *Information Retrieval* **16**(1) 63–90.
- Jaksch, T., R. Ortner, P. Auer. 2010. Near-optimal regret bounds for reinforcement learning. *Journal of Machine Learning Research (JMLR)* **11** 1563–1600.
- Jedynak, B., P. I. Frazier, R. Sznitman. 2012. Twenty questions with noise: Bayes optimal policies for entropy loss. *Journal of Applied Probability* **49**(1) 114–136.
- Joachims, T. 1998. Text categorization with support vector machines: Learning with many relevant features. *European Conference on Machine Learning (ECML)*. Springer, Berlin, 137–142.
- Lafferty, J., C. Zhai. 2001. Document language models, query models, and risk minimization for information retrieval. *Proceedings of the 24th annual international ACM SIGIR conference on Research and development in information retrieval*. SIGIR '01, ACM, New York, NY, USA, 111–119.
- Lariviere, M.A., E.L. Porteus. 1999. Stalking Information: Bayesian Inventory Management with Unobserved Lost Sales. *Management Science* **45**(3) 346–363.
- Letham, B., C. Rudin, D. Madigan. 2013. Sequential event prediction. *Mach. Learn.* **93**(2-3) 357–380.
- Manning, C.D., P. Raghavan, H. Schtze. 2008. *Introduction to Information Retrieval*. Cambridge University Press, Cambridge, MA, USA.
- Powell, W.B. 2007. *Approximate Dynamic Programming: Solving the Curses of Dimensionality (Wiley Series in Probability and Statistics)*. Wiley-Interscience, Hoboken, NJ, USA.
- Powell, W.B., A. Ruszczyński, H. Topaloglu. 2004. Learning algorithms for separable approximations of discrete stochastic optimization problems. *Mathematics of Operations Research* **29**(4) 814–836.
- Radlinski, F., R. Kleinberg, T. Joachims. 2008. Learning diverse rankings with multi-armed bandits. *Proceedings of the 25th international conference on Machine learning*. ICML '08, ACM, New York, NY, USA, 784–791.
- Rubens, N., D. Kaplan, M. Sugiyama. 2011. Active learning in recommender systems. P.B. Kantor, F. Ricci, L. Rokach, B. Shapira, eds., *Recommender Systems Handbook*, chap. 23. Springer, 735–767.
- Schein, A.I., A. Popescul, R. Popescul, L.H. Ungar, D.M. Pennock. 2002. Methods and metrics for cold-start recommendations. *Proceedings of the 25th Annual International ACM SIGIR on Research and Development in Information Retrieval*. SIGIR '02, ACM, New York, NY, USA, 253–260.

- Shani, G., D. Heckerman, R.I. Brafman. 2005. An mdp-based recommender system. *J. Mach. Learn. Res.* **6** 1265–1295.
- Shivaswamy, P., T. Joachims. 2012. Multi-armed bandit problems with history. *Conference on Artificial Intelligence and Statistics (AISTATS)*. 1046–1054.
- Sutton, R.S., A.G. Barto. 1998. *Introduction to Reinforcement Learning*. MIT Press, Cambridge, MA, USA.
- Xie, J., P.I. Frazier. 2013. Sequential bayes-optimal policies for multiple comparisons with a known standard. *Operations Research* **61**(5) 1174–1189.
- Xu, Z., R. Akella. 2008. A new probabilistic retrieval model based on the dirichlet compound multinomial distribution. *Proceedings of the 31st annual international ACM SIGIR conference on Research and development in information retrieval*. SIGIR '08, ACM, New York, NY, USA, 427–434.
- Yue, Y., J. Broder, R. Kleinberg, T. Joachims. 2009. The K-armed Dueling Bandits Problem. *Conference on Learning Theory (COLT)*.
- Zhang, Y., J. Callan. 2001. Maximum likelihood estimation for filtering thresholds. *Proceedings of the 24th annual international ACM SIGIR conference on Research and development in information retrieval*. SIGIR '01, ACM, New York, NY, USA, 294–302.
- Zhang, Y., W. Xu, J. Callan. 2003. Exploration and exploitation in adaptive filtering based on bayesian active learning. *Proceedings of the 20th International Conference*. ICML '03, ACM, Washington, DC, USA, 896–903.