

Geometric Control of a Quadrotor UAV Transporting a Payload Connected via Flexible Cable

Farhad A. Goodarzi, Daewon Lee, and Taeyoung Lee

Abstract: We derived a coordinate-free form of equations of motion for a complete model of a quadrotor UAV with a payload which is connected via a flexible cable according to Lagrangian mechanics on a manifold. The flexible cable is modeled as a system of serially-connected links and has been considered in the full dynamic model. A geometric nonlinear control system is presented to exponentially stabilize the position of the quadrotor while aligning the links to the vertical direction below the quadrotor. Numerical simulation and experimental results are presented and a rigorous stability analysis is provided to confirm the accuracy of our derivations. These results will be particularly useful for aggressive load transportation that involves large deformation of the cable.

Keywords: Geometric Nonlinear Control, Flexible Cable, Load Stabilization, Stability Analysis

1. INTRODUCTION

Unmanned aerial vehicles (UAV) have been studied for different applications such as surveillance or mobile sensor networks as well as for educational purposes. Quadrotors are one kind of these UAVs which are very popular due to their dynamic simplicity, maneuverability and high performance. Aerial transportation of a cable-suspended load has been studied traditionally for helicopters [1, 2]. Recently, small-size single or multiple autonomous vehicles are considered for load transportation and deployment [3–6], and trajectories with minimum swing and oscillation of payload are generated [7–9].

Safe cooperative transportation of possibly large or bulky payloads is extremely important in various missions, such as military operations, search and rescue, mars surface explorations and personal assistance. However, these results are based on the common and restrictive assumption that the cable connecting the payload to the quadrotor UAV is always taut and rigid. Also, the dynamic of the cable and payload are ignored and they are considered as bounded disturbances to the transporting vehicle. Therefore, they cannot be applied to aggressive, rapid load transportations where the cable is deformed or the tension along the cable is low, thereby restricting its applicability. As such, it is impossible to guarantee safety operations. It is challenging to incorporate the effects of a deformable cable, since the dimension of the configuration space becomes infinite. Finite element approximation of a cable often yields com-

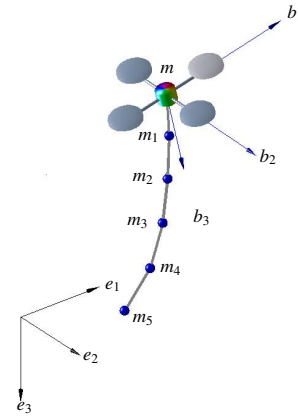


Fig 1: Quadrotor UAV with a cable-suspended load. Cable is modeled as a serial connection of arbitrary number of links (only 5 are illustrated).

plicated equations of motion that make dynamic analysis and controller design extremely difficult.

Recently, a coordinate-free form of the equations of motion for a chain pendulum connected a cart that moves on a horizontal plane is presented according to Lagrangian mechanics on a manifold [10]. This paper is an extension of the prior work of the authors in [11]. By following the similar approach, in this paper, the cable is modeled as an arbitrary number of links with different sizes and masses that are serially-connected by spherical joints, as illustrated at Figure 1. The resulting configuration manifold is the product of the special Euclidean group for the position and the attitude of the quadrotor, and a number of two-spheres that describe the direction of each link. We present Euler-Lagrange equations of the presented quadrotor model that are globally defined on the nonlinear configuration manifold.

Farhad A. Goodarzi, Daewon Lee, and Taeyoung Lee are with the School of Mechanical and aerospace Engineering, The George Washington University, Washington DC 20052 (e-mail: {fgoodarzi,daewonlee,tylee}@gwu.edu).

*This research has been supported in part by NSF under the grants CMMI-1243000 (transferred from 1029551), CMMI-1335008, and CNS-1337722.

The second part of this paper deals with nonlinear control system development. Quadrotor UAV is under-actuated as the direction of the total thrust is always fixed relative to its body. By utilizing geometric control systems for quadrotor [12–14], we show that the hanging equilibrium of the links can be asymptotically stabilized while translating the quadrotor to a desired position. In contrast to existing papers where the force and the moment exerted by the payload to the quadrotor are considered as disturbances, the control systems proposed in this paper explicitly consider the coupling effects between the cable/load dynamics and the quadrotor dynamics.

Another distinct feature is that the equations of motion and the control systems are developed directly on the nonlinear configuration manifold in a coordinate-free fashion. This yields remarkably compact expressions for the dynamic model and controllers, compared with local coordinates that often require symbolic computational tools due to complexity of multibody systems. Furthermore, singularities of local parameterization are completely avoided to generate agile maneuvers in a uniform way.

Compared with preliminary results in [15], this paper presents a rigorous Lyapunov stability analysis to establish stability properties without any timescale separation assumptions or singular perturbation, and a new nonlinear integral control term is designed to guarantee robustness against unstructured uncertainties in both rotational and translational dynamics. In short, the main contribution of this paper is presenting a nonlinear dynamic model and a control system for a quadrotor UAV with a cable-suspended load, that explicitly incorporate the effects of deformable cable.

This paper is organized as follows. A dynamic model is presented at Section 2 and control systems are developed at Sections 3 and 4. The desirable properties of the proposed control system are illustrated by a numerical example at Section 5, followed by experimental results at Section 6.

2. DYNAMIC MODEL OF A QUADROTOR WITH A FLEXIBLE CABLE

Consider a quadrotor UAV with a payload that is connected via a chain of n links, as illustrated at Figure 1. The inertial frame is defined by the unit vectors $e_1 = [1; 0; 0]$, $e_2 = [0; 1; 0]$, and $e_3 = [0; 0; 1] \in \mathbb{R}^3$, and the third axis e_3 corresponds to the direction of gravity. Define a body-fixed frame $\{\hat{b}_1, \hat{b}_2, \hat{b}_3\}$ whose origin is located at the center of mass of the quadrotor, and its third axis \hat{b}_3 is aligned to the axis of symmetry.

The location of the mass center, and the attitude of the quadrotor are denoted by $x \in \mathbb{R}^3$ and $R \in \text{SO}(3)$, respectively, where the special orthogonal group is $\text{SO}(3) = \{R \in \mathbb{R}^{3 \times 3} \mid R^T R = I_{3 \times 3}, \det[R] = 1\}$. A rotation matrix represents the linear transformation of a representation of a vector from the body-fixed frame to the inertial frame.

The dynamic model of the quadrotor is identical to [12]. The mass and the inertia matrix of the quadrotor are denoted by $m \in \mathbb{R}$ and $J \in \mathbb{R}^{3 \times 3}$, respectively. The quadrotor can generate a thrust $-fRe_3 \in \mathbb{R}^3$ with respect to the inertial frame, where $f \in \mathbb{R}$ is the total thrust magnitude. It also generates a moment $M \in \mathbb{R}^3$ with respect to its body-fixed frame. The pair (f, M) is considered as control input of the quadrotor.

Let $q_i \in S^2$ be the unit-vector representing the direction of the i -th link, measured outward from the quadrotor toward the payload, where the two-sphere is the manifold of unit-vectors in \mathbb{R}^3 , i.e., $S^2 = \{q \in \mathbb{R}^3 \mid \|q\| = 1\}$. For simplicity, we assume that the mass of each link is concentrated at the outboard end of the link, and the point where the first link is attached to the quadrotor corresponds to the mass center of the quadrotor. The mass and the length of the i -th link are defined by m_i and $l_i \in \mathbb{R}$, respectively. Thus, the mass of the payload corresponds to m_n . The corresponding configuration manifold of this system is given by $\text{SO}(3) \times \mathbb{R}^3 \times (S^2)^n$.

Next, we show the kinematics equations. Let $\Omega \in \mathbb{R}^3$ be the angular velocity of the quadrotor represented with respect to the body fixed frame, and let $\omega_i \in \mathbb{R}^3$ be the angular velocity of the i -th link represented with respect to the inertial frame. The angular velocity is normal to the direction of the link, i.e., $q_i \cdot \omega_i = 0$. The kinematics equations are given by

$$\dot{R} = R\hat{\Omega}, \quad (1)$$

$$\dot{q}_i = \omega_i \times q_i = \hat{\omega}_i q_i, \quad (2)$$

where the hat map $\hat{\cdot} : \mathbb{R}^3 \rightarrow \mathfrak{so}(3)$ is defined by the condition that $\hat{x}y = x \times y$ for any $x, y \in \mathbb{R}^3$, and it transforms a vector in \mathbb{R}^3 to a 3×3 skew-symmetric matrix. More explicitly, it is given by

$$\hat{x} = \begin{bmatrix} 0 & -x_3 & x_2 \\ x_3 & 0 & -x_1 \\ -x_2 & x_1 & 0 \end{bmatrix}, \quad (3)$$

for $x = [x_1, x_2, x_3]^T \in \mathbb{R}^3$. The inverse of the hat map is denoted by the *vee* map $\vee : \mathfrak{so}(3) \rightarrow \mathbb{R}^3$.

Throughout this paper, the 2-norm of a matrix A is denoted by $\|A\|$, and the dot product is denoted by $x \cdot y = x^T y$. Also $\lambda_{\min}(\cdot)$ and $\lambda_{\max}(\cdot)$ denotes the minimum and maximum eigenvalue of a square matrix respectively, and λ_m and λ_M are shorthand for $\lambda_m = \lambda_m(J)$ and $\lambda_M = \lambda_M(J)$.

2.1. Lagrangian

We derive the equations of motion according to Lagrangian mechanics. The kinetic energy of the quadrotor is given by

$$T_Q = \frac{1}{2}m\|\dot{x}\|^2 + \frac{1}{2}\Omega \cdot J\Omega. \quad (4)$$

Let $x_i \in \mathbb{R}^3$ be the location of m_i in the inertial frame. It can be written as

$$x_i = x + \sum_{a=1}^i l_a q_a. \quad (5)$$

Then, the kinetic energy of the links are given by

$$\begin{aligned} T_L &= \frac{1}{2} \sum_{i=1}^n m_i \|\dot{x} + \sum_{a=1}^i l_a \dot{q}_a\|^2 \\ &= \frac{1}{2} \sum_{i=1}^n m_i \|\dot{x}\|^2 + \dot{x} \cdot \sum_{i=1}^n \sum_{a=1}^n m_a l_i \dot{q}_i + \frac{1}{2} \sum_{i=1}^n m_i \left\| \sum_{a=1}^i l_a \dot{q}_a \right\|^2. \end{aligned} \quad (6)$$

From (4) and (6), the total kinetic energy can be written as

$$\begin{aligned} T &= \frac{1}{2} M_{00} \|\dot{x}\|^2 + \dot{x} \cdot \sum_{i=1}^n M_{0i} \dot{q}_i + \frac{1}{2} \sum_{i,j=1}^n M_{ij} \dot{q}_i \cdot \dot{q}_j \\ &\quad + \frac{1}{2} \Omega^T J \Omega, \end{aligned} \quad (7)$$

where the inertia values $M_{00}, M_{0i}, M_{ij} \in \mathbb{R}$ are given by

$$\begin{aligned} M_{00} &= m + \sum_{i=1}^n m_i, \quad M_{0i} = \sum_{a=i}^n m_a l_i, \quad M_{i0} = M_{0i}, \\ M_{ij} &= \left\{ \sum_{a=\max\{i,j\}}^n m_a \right\} l_i l_j, \end{aligned} \quad (8)$$

for $1 \leq i, j \leq n$. The gravitational potential energy is given by

$$\begin{aligned} V &= -mgx \cdot e_3 - \sum_{i=1}^n m_i g x_i \cdot e_3 \\ &= - \sum_{i=1}^n \sum_{a=i}^n m_a g l_i e_3 \cdot q_i - M_{00} g e_3 \cdot x, \end{aligned} \quad (9)$$

From (7) and (9), the Lagrangian is $L = T - V$.

2.2. Euler-Lagrange equations

Coordinate-free form of Lagrangian mechanics on the two-sphere S^2 and the special orthogonal group $SO(3)$ for various multibody systems has been studied in [16, 17]. The key idea is representing the infinitesimal variation of $R \in SO(3)$ in terms of the exponential map

$$\delta R = \frac{d}{d\varepsilon} \Big|_{\varepsilon=0} \exp R(\varepsilon \hat{\eta}) = R \hat{\eta}, \quad (10)$$

for $\eta \in \mathbb{R}^3$. The corresponding variation of the angular velocity is given by $\delta \Omega = \dot{\eta} + \Omega \times \eta$. Similarly, the infinitesimal variation of $q_i \in S^2$ is given by

$$\delta q_i = \xi_i \times q_i, \quad (11)$$

for $\xi_i \in \mathbb{R}^3$ satisfying $\xi_i \cdot q_i = 0$. This lies in the tangent space as it is perpendicular to q_i . Using these, we obtain the following Euler-Lagrange equations.

Proposition 1: Consider a quadrotor with a cable suspended payload whose Lagrangian is given by (7) and (9). The Euler-Lagrange equations on $\mathbb{R}^3 \times SO(3) \times (S^2)^n$ are as follows

$$M_{00} \ddot{x} + \sum_{i=1}^n M_{0i} \ddot{q}_i = -f R e_3 + M_{00} g e_3 + \Delta_x, \quad (12)$$

$$\begin{aligned} &M_{ii} \ddot{q}_i - \hat{q}_i^2 (M_{i0} \ddot{x} + \sum_{\substack{j=1 \\ j \neq i}}^n M_{ij} \ddot{q}_j) \\ &= -M_{ii} \|\dot{q}_i\|^2 q_i - \sum_{a=i}^n m_a g l_i \hat{q}_i^2 e_3, \end{aligned} \quad (13)$$

$$J \dot{\Omega} + \hat{\Omega} J \Omega = M + \Delta_R, \quad (14)$$

where M_{ij} is defined at (8). Therefore Δ_x and $\Delta_R \in \mathbb{R}^3$ are fixed disturbances applied to the translational and rotational dynamics of the quadrotor respectively. Equations (12) and (13) can be rewritten in a matrix form as follows:

$$\begin{aligned} &\begin{bmatrix} M_{00} & M_{01} & M_{02} & \cdots & M_{0n} \\ -\hat{q}_1^2 M_{10} & M_{11} I_3 & -M_{12} \hat{q}_1^2 & \cdots & -M_{1n} \hat{q}_1^2 \\ -\hat{q}_2^2 M_{20} & -M_{21} \hat{q}_2^2 & M_{22} I_3 & \cdots & -M_{2n} \hat{q}_2^2 \\ \vdots & \vdots & \vdots & \ddots & \vdots \\ -\hat{q}_n^2 M_{n0} & -M_{n1} \hat{q}_n^2 & -M_{n2} \hat{q}_n^2 & \cdots & M_{nn} I_3 \end{bmatrix} \begin{bmatrix} \ddot{x} \\ \ddot{q}_1 \\ \ddot{q}_2 \\ \vdots \\ \ddot{q}_n \end{bmatrix} \\ &= \begin{bmatrix} -f R e_3 + M_{00} g e_3 + \Delta_x \\ -\|\dot{q}_1\|^2 M_{11} q_1 - \sum_{a=1}^n m_a g l_1 \hat{q}_1^2 e_3 \\ -\|\dot{q}_2\|^2 M_{22} q_2 - \sum_{a=2}^n m_a g l_2 \hat{q}_2^2 e_3 \\ \vdots \\ -\|\dot{q}_n\|^2 M_{nn} q_n - m_n g l_n \hat{q}_n^2 e_3 \end{bmatrix}. \end{aligned} \quad (15)$$

Or equivalently, it can be written in terms of the angular velocities as

$$\begin{aligned} &\begin{bmatrix} M_{00} & -M_{01} \hat{q}_1 & -M_{02} \hat{q}_2 & \cdots & -M_{0n} \hat{q}_n \\ \hat{q}_1 M_{10} & M_{11} I_3 & -M_{12} \hat{q}_1 \hat{q}_2 & \cdots & -M_{1n} \hat{q}_1 \hat{q}_n \\ \hat{q}_2 M_{20} & -M_{21} \hat{q}_2 \hat{q}_1 & M_{22} I_3 & \cdots & -M_{2n} \hat{q}_2 \hat{q}_n \\ \vdots & \vdots & \vdots & \ddots & \vdots \\ \hat{q}_n M_{n0} & -M_{n1} \hat{q}_n \hat{q}_1 & -M_{n2} \hat{q}_n \hat{q}_2 & \cdots & M_{nn} I_3 \end{bmatrix} \begin{bmatrix} \ddot{x} \\ \dot{\omega}_1 \\ \dot{\omega}_2 \\ \vdots \\ \dot{\omega}_n \end{bmatrix} \\ &= \begin{bmatrix} \sum_{j=1}^n M_{0j} \|\omega_j\|^2 q_j - f R e_3 + M_{00} g e_3 + \Delta_x \\ \sum_{j=2}^n M_{1j} \|\omega_j\|^2 \hat{q}_1 q_j + \sum_{a=1}^n m_a g l_1 \hat{q}_1 e_3 \\ \sum_{j=1, j \neq 2}^n M_{2j} \|\omega_j\|^2 \hat{q}_2 q_j + \sum_{a=2}^n m_a g l_2 \hat{q}_2 e_3 \\ \vdots \\ \sum_{j=1}^{n-1} M_{nj} \|\omega_j\|^2 \hat{q}_n q_j + m_n g l_n \hat{q}_n e_3 \end{bmatrix}, \end{aligned} \quad (16)$$

$$\dot{q}_i = \omega_i \times q_i. \quad (17)$$

Proof: See Appendix 1. \square

These provide a coordinate-free form of the equations of motion for the presented quadrotor UAV that is uniformly defined for any number of links n , and that is globally defined on the nonlinear configuration manifold. Compared with equations of motion derived in terms of local coordinates, such as Euler-angles, these avoid singularities completely, and they provide a compact form of equations that are suitable for control system design.

3. CONTROL SYSTEM DESIGN FOR A SIMPLIFIED DYNAMIC MODEL

3.1. Control Problem Formulation

Let $x_d \in \mathbb{R}^3$ be a fixed desired location of the quadrotor UAV. Assuming that all of the links are pointing downward, i.e., $q_i = e_3$, the resulting location of the payload is given by

$$x_n = x_d + \sum_{i=1}^n l_i e_3. \quad (18)$$

We wish to design the control force f and the control moment M such that this hanging equilibrium configuration at the desired location becomes asymptotically stable.

3.2. Simplified Dynamic Model

For the given equations of motion (12) for x , the control force is given by $-fRe_3$. This implies that the total thrust magnitude f can be arbitrarily chosen, but the direction of the thrust vector is always along the third body-fixed axis. Also, the rotational attitude dynamics of the quadrotor is not affected by the translational dynamics of the quadrotor or the dynamics of links.

To overcome the under-actuated property of a quadrotor, in this section, we first replace the term $-fRe_3$ of (12) by a fictitious control input $u \in \mathbb{R}^3$, and design an expression for u to asymptotically stabilize the desired equilibrium. This is equivalent to assuming that the attitude R of the quadrotor can be instantaneously controlled. The effects of the attitude dynamics are incorporated at the next section. Also Δ_x is ignored in the simplified dynamic model. In short, the equations of motion for the simplified dynamic model considered in the section are given by

$$M_{00}\ddot{x} + \sum_{i=1}^n M_{0i}\ddot{q}_i = u + M_{00}ge_3, \quad (19)$$

and (13).

3.3. Linear Control System

The fictitious control input is designed from the linearized dynamics about the desired hanging equilibrium. The variation of x and u are given by

$$\delta x = x - x_d, \quad \delta u = u - M_{00}ge_3. \quad (20)$$

From (11), the variation of q_i from the equilibrium can be written as

$$\delta q_i = \xi_i \times e_3, \quad (21)$$

where $\xi_i \in \mathbb{R}^3$ with $\xi_i \cdot e_3 = 0$. The variation of ω_i is given by $\delta \omega \in \mathbb{R}^3$ with $\delta \omega_i \cdot e_3 = 0$. Therefore, the third element of each of ξ_i and $\delta \omega_i$ for any equilibrium configuration is zero, and they are omitted in the following linearized equation, i.e., the state vector of the linearized equation is composed of $C^T \xi_i \in \mathbb{R}^2$, where $C = [e_1, e_2] \in \mathbb{R}^{3 \times 2}$.

Proposition 2: The linearized equations of the simplified dynamic model (19) and (13) can be written as follows

$$\mathbf{M}\ddot{\mathbf{x}} + \mathbf{G}\mathbf{x} = \mathbf{B}\delta u + \mathbf{g}(\mathbf{x}, \dot{\mathbf{x}}), \quad (22)$$

where $\mathbf{g}(\mathbf{x}, \dot{\mathbf{x}})$ corresponds to the higher order terms where $\mathbf{x} = [\delta x, \mathbf{x}_q]^T \in \mathbb{R}^{2n+3}$, $\mathbf{M} \in \mathbb{R}^{2n+3 \times 2n+3}$, $\mathbf{G} \in \mathbb{R}^{2n+3 \times 2n+3}$, $\mathbf{B} \in \mathbb{R}^{2n+3 \times 3}$, and (22) can equivalently be written as

$$\begin{bmatrix} \mathbf{M}_{xx} & \mathbf{M}_{xq} \\ \mathbf{M}_{qx} & \mathbf{M}_{qq} \end{bmatrix} \begin{bmatrix} \delta \ddot{x} \\ \ddot{\mathbf{x}}_q \end{bmatrix} + \begin{bmatrix} 0_3 & 0_{3 \times 2n} \\ 0_{2n \times 3} & \mathbf{G}_{qq} \end{bmatrix} \begin{bmatrix} \delta x \\ \mathbf{x}_q \end{bmatrix} = \begin{bmatrix} I_3 \\ 0_{2n \times 3} \end{bmatrix} \delta u + \mathbf{g}(\mathbf{x}, \dot{\mathbf{x}}),$$

where the corresponding sub-matrices are defined as

$$\mathbf{x}_q = [C^T \xi_1; \dots; C^T \xi_n],$$

$$\mathbf{M}_{xx} = M_{00}I_3,$$

$$\mathbf{M}_{xq} = [-M_{01}\hat{e}_3C \quad -M_{02}\hat{e}_3C \quad \dots \quad -M_{0n}\hat{e}_3C],$$

$$\mathbf{M}_{qx} = \mathbf{M}_{xq}^T,$$

$$\mathbf{M}_{qq} = \begin{bmatrix} M_{11}I_2 & M_{12}I_2 & \dots & M_{1n}I_2 \\ M_{21}I_2 & M_{22}I_2 & \dots & M_{2n}I_2 \\ \vdots & \vdots & \ddots & \vdots \\ M_{n1}I_2 & M_{n2}I_2 & \dots & M_{nn}I_2 \end{bmatrix},$$

$$\mathbf{G}_{qq} = \text{diag} \left[\sum_{a=1}^n m_a g l_a I_2, \dots, m_n g l_n I_2 \right].$$

Proof: See Appendix 2. \square

For the linearized dynamics (22), the following control system is chosen

$$\begin{aligned} \delta u &= -k_x \delta x - k_{\dot{x}} \delta \dot{x} - \sum_{a=1}^n k_{q_a} C^T (e_3 \times q_i) - k_{\omega_i} C^T \delta \omega_i \\ &= -K_x \mathbf{x} - K_{\dot{x}} \dot{\mathbf{x}}, \end{aligned} \quad (23)$$

for controller gains $K_x = [k_x I_3, k_{q_1} I_{3 \times 2}, \dots, k_{q_n} I_{3 \times 2}] \in \mathbb{R}^{3 \times (3+2n)}$ and $K_{\dot{x}} = [k_{\dot{x}} I_3, k_{\omega_1} I_{3 \times 2}, \dots, k_{\omega_n} I_{3 \times 2}] \in \mathbb{R}^{3 \times (3+2n)}$. Provided that (22) is controllable, we can choose the controller gains $K_x, K_{\dot{x}}$ such that the equilibrium is asymptotically stable for the linearized equation (22). Then, the equilibrium becomes asymptotically stable for the nonlinear Euler Lagrange equation (19) and (13) [18]. The controlled linearized system can be written as

$$\dot{z}_1 = \mathbb{A}z_1 + \mathbb{B}\mathbf{g}(\mathbf{x}, \dot{\mathbf{x}}), \quad (24)$$

where $z_1 = [\mathbf{x}, \dot{\mathbf{x}}]^T \in \mathbb{R}^{4n+6}$ and the matrices $\mathbb{A} \in \mathbb{R}^{4n+6 \times 4n+6}$ and $\mathbb{B} \in \mathbb{R}^{4n+6 \times 2n+3}$ are defined as

$$\mathbb{A} = \begin{bmatrix} 0 & I \\ -\mathbf{M}^{-1}(\mathbf{G} + \mathbf{B}K_x) & -(\mathbf{M}^{-1}\mathbf{B}K_{\dot{x}}) \end{bmatrix}, \mathbb{B} = \begin{bmatrix} 0 \\ \mathbf{M}^{-1} \end{bmatrix}. \quad (25)$$

We can also choose K_x and $K_{\dot{x}}$ such that \mathbb{A} is Hurwitz. Then for any positive definite matrix $Q \in \mathbb{R}^{4n+6 \times 4n+6}$, there exist a positive definite and symmetric matrix $P \in \mathbb{R}^{4n+6 \times 4n+6}$ such that $\mathbb{A}^T P + P\mathbb{A} = -Q$ according to [18, Thm 3.6].

4. CONTROLLER DESIGN FOR A QUADROTOR WITH A FLEXIBLE CABLE

The control system designed in the previous section is generalized to the full dynamic model that includes the attitude dynamics. The central idea is that the attitude R of the quadrotor is controlled such that its total thrust direction $-Re_3$ that corresponds to the third body-fixed axis asymptotically follows the direction of the fictitious control input u . By choosing the total thrust magnitude properly, we can guarantee that the total thrust vector $-fRe_3$ asymptotically converges to the fictitious ideal force u , thereby yielding asymptotic stability of the full dynamic model.

4.1. Controller Design

Consider the full nonlinear equations of motion, let $A \in \mathbb{R}^3$ be the ideal total thrust of the quadrotor system that asymptotically stabilize the desired equilibrium. From (20), we have

$$A = M_{00}ge_3 + \delta u = -K_x \mathbf{x} - K_{\dot{\mathbf{x}}} \dot{\mathbf{x}} - K_z \text{sat}_{\sigma}(e_{\mathbf{x}}) + M_{00}ge_3, \quad (26)$$

where the following integral term $e_{\mathbf{x}} \in \mathbb{R}^{2n+3}$ is added to eliminate the effect of disturbance Δ_x in the full dynamic model

$$e_{\mathbf{x}} = \int_0^t (P\mathbb{B})^T z_1(\tau) d\tau, \quad (27)$$

where $K_z = [k_z I_3, k_{z_1} I_{3 \times 2}, \dots, k_{z_n} I_{3 \times 2}] \in \mathbb{R}^{3 \times (3+2n)}$ is an integral gain. For a positive constant $\sigma \in \mathbb{R}$, a saturation function $\text{sat}_{\sigma} : \mathbb{R} \rightarrow [-\sigma, \sigma]$ is introduced as

$$\text{sat}_{\sigma}(y) = \begin{cases} \sigma & \text{if } y > \sigma \\ y & \text{if } -\sigma \leq y \leq \sigma \\ -\sigma & \text{if } y < -\sigma \end{cases}.$$

If the input is a vector $y \in \mathbb{R}^n$, then the above saturation function is applied element by element to define a saturation function $\text{sat}_{\sigma}(y) : \mathbb{R}^n \rightarrow [-\sigma, \sigma]^n$ for a vector. It is also assumed that an upper bound of the infinite norm of the uncertainty is known

$$\|\Delta_x\|_{\infty} \leq \delta, \quad (28)$$

for positive constant δ . The desired direction of the third body-fixed axis $b_{3_c} \in \mathbb{S}^2$ is given by

$$b_{3_c} = -\frac{A}{\|A\|}. \quad (29)$$

This provides a two-dimensional constraint for the desired attitude of quadrotor, and there is additional one-dimensional degree of freedom that corresponds to rotation about the third body-fixed axis, i.e., yaw angle. A desired direction of the first body-fixed axis, namely $b_{1_d} \in \mathbb{S}^2$ is introduced

to resolve it, and it is projected onto the plane normal to b_{3_c} . The desired direction of the second body-fixed axis is chosen to constitute an orthonormal frame. More explicitly, the desired attitude is given by

$$R_c = \begin{bmatrix} -\frac{\hat{b}_{3_c}^2 b_{1_d}}{\|\hat{b}_{3_c}^2 b_{1_d}\|}, \frac{\hat{b}_{3_c} b_{1_d}}{\|\hat{b}_{3_c} b_{1_d}\|}, b_{3_c} \end{bmatrix}, \quad (30)$$

which is guaranteed to lie in $\text{SO}(3)$ by construction, assuming that b_{1_d} is not parallel to b_{3_c} [13]. The desired angular velocity $\Omega_c \in \mathbb{R}^3$ is obtained by the attitude kinematics equation

$$\Omega_c = (R_c^T \dot{R}_c)^{\vee}. \quad (31)$$

Next, we introduce the tracking error variables for the attitude and the angular velocity $e_R, e_{\Omega} \in \mathbb{R}^3$ as follows [19]

$$e_R = \frac{1}{2}(R_c^T R - R^T R_c)^{\vee}, \quad (32)$$

$$e_{\Omega} = \Omega - R^T R_c \Omega_c. \quad (33)$$

The thrust magnitude and the moment vector of quadrotor are chosen as

$$f = -A \cdot Re_3, \quad (34)$$

$$M = -k_R e_R - k_{\Omega} e_{\Omega} - k_I e_I + \Omega \times J \Omega - J(\hat{\Omega} R^T R_c \Omega_c - R^T R_c \hat{\Omega}_c), \quad (35)$$

where k_R, k_{Ω} , and k_I are positive constants and the following integral term is introduced to eliminate the effect of fixed disturbance Δ_R

$$e_I = \int_0^t e_{\Omega}(\tau) + c_2 e_R(\tau) d\tau, \quad (36)$$

where c_2 is a positive constant.

4.2. Stability Analysis

Proposition 3: Consider control inputs f, M defined in (34) and (35). There exist controller parameters and gains such that, (i) the zero equilibrium of tracking error is stable in the sense of Lyapunov; (ii) the tracking errors $e_R, e_{\Omega}, \mathbf{x}, \dot{\mathbf{x}}$ asymptotically converge to zero as $t \rightarrow \infty$; (iii) the integral terms e_I and $e_{\mathbf{x}}$ are uniformly bounded.

Proof: See Appendix 3. \square

By utilizing geometric control systems for quadrotor, we show that the hanging equilibrium of the links can be asymptotically stabilized while translating the quadrotor to a desired position. The control systems proposed explicitly consider the coupling effects between the cable/load dynamics and the quadrotor dynamics. We presented a rigorous Lyapunov stability analysis to establish stability properties without any timescale separation assumptions or singular perturbation, and a new nonlinear integral control term is designed to guarantee robustness against unstructured uncertainties in both rotational and translational dynamics.

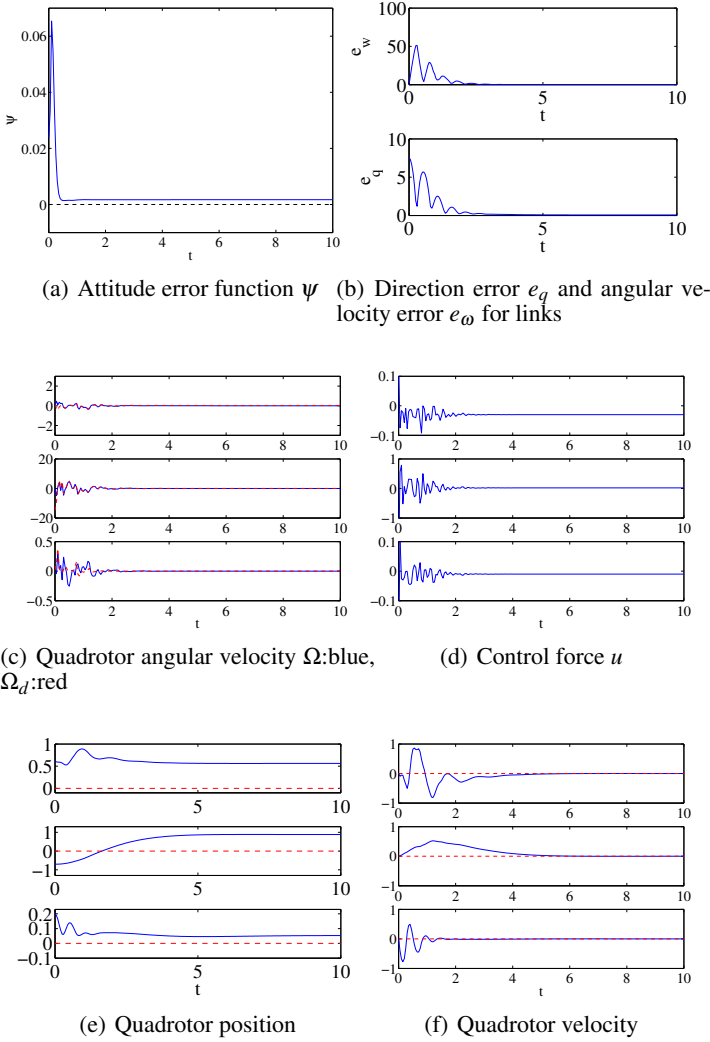


Fig 2: Stabilization of a payload connected to a quadrotor with 5 links without Integral term

5. NUMERICAL EXAMPLE

The desirable properties of the proposed control system are illustrated by a numerical example. Properties of a quadrotor are chosen as

$$m = 0.5 \text{ kg}, \quad J = \text{diag}[0.557, 0.557, 1.05] \times 10^{-2} \text{ kgm}^2.$$

Five identical links with $n = 5$, $m_i = 0.1 \text{ kg}$, and $l_i = 0.1 \text{ m}$ are considered. Controller parameters are selected as follows: $k_x = 12.8$, $k_v = 4.22$, $k_R = 0.65$, $k_\Omega = 0.11$, $k_I = 1.5$, $c_1 = c_2 = 0.7$. Also k_q and k_ω are defined as

$$k_q = [11.01, 6.67, 1.97, 0.41, 0.069],$$

$$k_\omega = [0.93, 0.24, 0.032, 0.030, 0.025].$$

The desired location of the quadrotor is selected as $x_d =$

$0_{3 \times 1}$. The initial conditions for the quadrotor are given by

$$x(0) = [0.6; -0.7; 0.2], \quad \dot{x}(0) = 0_{3 \times 1},$$

$$R(0) = I_{3 \times 3}, \quad \Omega(0) = 0_{3 \times 1}.$$

The initial direction of the links are chosen such that the cable is curved along the horizontal direction, as illustrated at Figure 4(a), and the initial angular velocity of each link is chosen as zero.

The following two fixed disturbances also considered in the equations

$$\Delta_R = [0.03, -0.02, 0.01]^T,$$

$$\Delta_x = [-0.0125, 0.0125, 0.01]^T.$$

We define the two following error functions to show the stabilizing performance for the links:

$$e_q = \sum_{i=1}^n \|q_i - e_3\|, \quad e_\omega = \sum_{i=1}^n \|\omega_i\|. \quad (37)$$

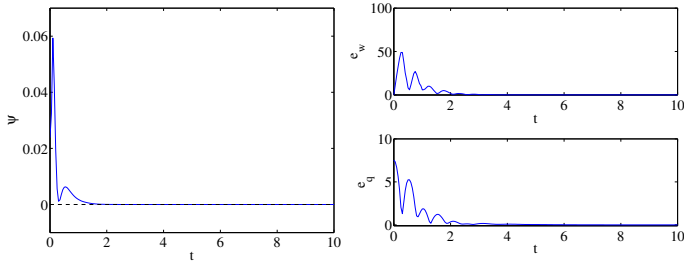
Simulation results are illustrated at Figures 2 and 3 where quad rotor stabilize the payload while reducing the direction error and the angular velocity error of the link. The corresponding maneuvers of the quadrotor and the links are illustrated by snapshots at Figure 4. We considered two cases for this numerical simulation to compare the effect of the proposed integral term in the presence of disturbances as follows: (i) with integral term and (ii) without integral term, to emphasize the effect of the integral term. Comparison between Figure 2 and 3 shows that the integral terms eliminates the steady state error significantly in presence of fixed disturbances where the position x of the quadrotor converges to the desired value x_d while stabilizing the payload and links below the quadrotor.

6. EXPERIMENTAL RESULTS

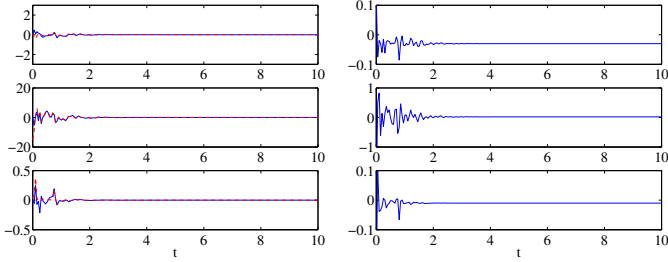
Experimental results of the proposed controller are presented in this section. A quadrotor UAV is developed with the following configuration as illustrated at Figure 5:

- Gumstix Overo computer-in-module (OMAP 600MHz processor), running a non-realtime Linux operating system. It is connected to a ground station via WIFI.
- Microstrain 3DM-GX3 IMU, connected to Gumstix via UART.
- BL-CTRL 2.0 motor speed controller, connected to Gumstix via I2C.
- Roxxy 2827-35 Brushless DC motors.
- XBee RF module, connected to Gumstix via UART.

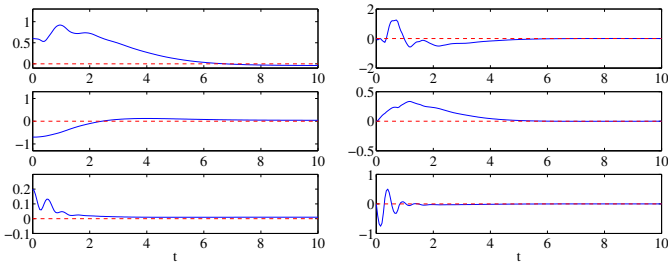
The weight of the entire UAV system is 0.791kg including one battery. A payload with mass of $m_1 = 0.036 \text{ kg}$ is attached to the quadrotor via a cable of length $l_1 = 0.7 \text{ m}$. The length from the center of the quadrotor to each motor rotational axis is $d = 0.169 \text{ m}$, the thrust to torque coefficient is $c_{\tau_f} = 0.1056 \text{ m}$ and the moment of inertia is



(a) Attitude error function ψ (b) Direction error e_q and angular velocity error e_ω for links



(c) Quadrotor angular velocity Ω :blue, Ω_d :red (d) Control force u



(e) Quadrotor position (f) Quadrotor velocity

Fig 3: Stabilization of a payload connected to a quadrotor with 5 links with Integral term

$J = [0.56, 0.56, 1.05] \times 10^{-2} \text{kgm}^2$. The angular velocity is measured from inertial measurement unit (IMU) and the attitude is estimated from IMU data. Position of the UAV is measured from motion capture system (Vicon) and the velocity is estimated from the measurement. Ground computing system receives the Vicon data and send it to the UAV via XBee. The Gumstix is adopted as micro computing unit on the UAV. It has two main threads, Vicon thread and IMU thread. The Vicon thread receives the Vicon measurement and estimates linear velocity of the quadrotor and runs at 30Hz. In IMU thread, it receives the IMU measurement and estimates the angular velocity. Also, control outputs are calculated at 120Hz in this thread.

Two cases are considered and compared. For the first case, a position control system developed in [14], for quadrotor UAV that does not include the dynamics of the payload and the link, is applied to hover the quadrotor at the de-

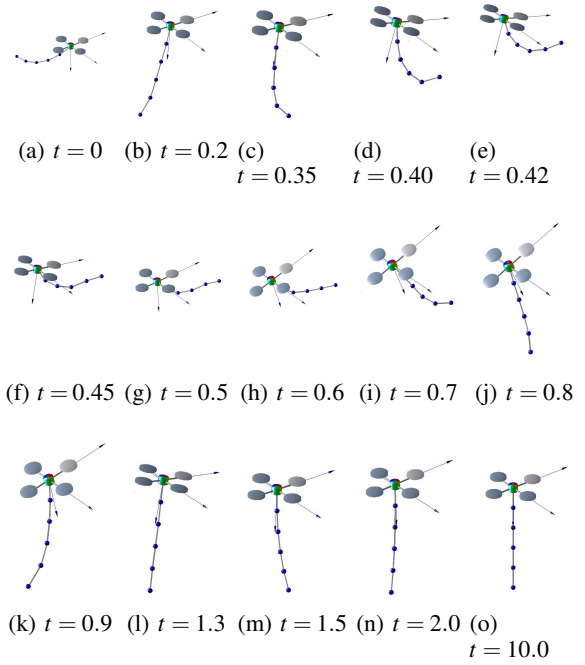


Fig 4: Snapshots of the controlled maneuver

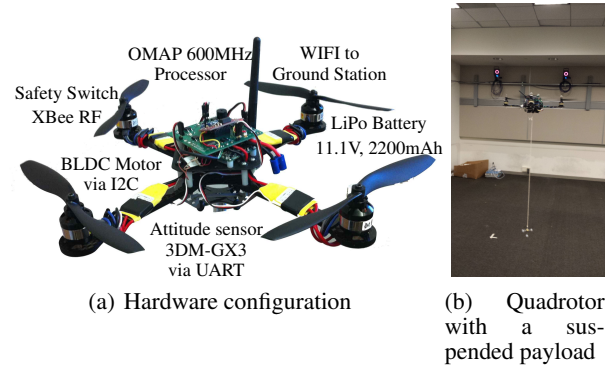


Fig 5: Hardware development for a quadrotor UAV

sired location, and the second case, the proposed control system is used.

Experimental results are shown at Figures 6 and 7. The position of the quadrotor and the payload is compared with the desired position of the quadrotor at Figure 6, and the deflection angle of the link from the vertical direction are illustrated at Figure 7. It is shown that the proposed control system reduces the undesired oscillation of the link effectively, compared with the quadrotor position control system.¹

¹A short video file of the experiments is also available at the experiment section of <http://fdcl.seas.gwu.edu>.

7. CONCLUSIONS

Euler-Lagrange equations have been used for the quadrotor and the chain pendulum to model a flexible cable transporting a load in 3D space. These derivations developed in a remarkably compact form which allows us to choose arbitrary number and any configuration of the links. We developed a geometric nonlinear controller to stabilize the links below the quadrotor in the equilibrium position from any chosen initial condition. We expanded these derivations in such way that there is no need of using local angle coordinate and this advantageous technique signalize our derivations.

APPENDIX A

1. Proof for Proposition 1

From (7) and (9), the Lagrangian is given by

$$L = \frac{1}{2}M_{00}\|\dot{x}\|^2 + \dot{x} \cdot \sum_{i=1}^n M_{0i}\dot{q}_i + \frac{1}{2} \sum_{i,j=1}^n M_{ij}\dot{q}_i \cdot \dot{q}_j + \sum_{i=1}^n \sum_{a=i}^n m_a g l_i e_3 \cdot q_i + M_{00}g e_3 \cdot x + \frac{1}{2}\Omega^T J \Omega, \quad (\text{A},1)$$

The derivatives of the Lagrangian are given by

$$\begin{aligned} \mathbf{D}_x L &= M_{00}g e_3, \\ \mathbf{D}_{\dot{x}} L &= M_{00}\dot{x} + \sum_{i=1}^n M_{0i}\dot{q}_i, \end{aligned}$$

where $\mathbf{D}_x L$ represents the derivative of L with respect to x . From the variation of the angular velocity given after (10), we have

$$\mathbf{D}_{\Omega} L \cdot \delta \Omega = J \Omega \cdot (\dot{\eta} + \Omega \times \eta) = J \Omega \cdot \dot{\eta} - \eta \cdot (\Omega \times J \Omega). \quad (\text{A},2)$$

Similarly from (11), the derivative of the Lagrangian with respect to q_i is given by

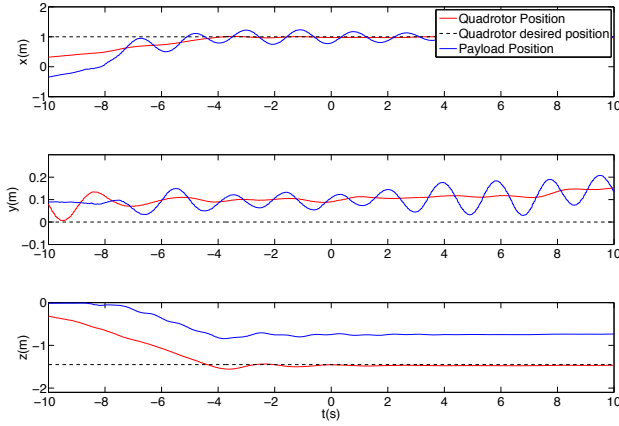
$$\mathbf{D}_{q_i} L \cdot \delta q_i = \sum_{a=i}^n m_a g l_i e_3 \cdot (\xi_i \times q_i) = - \sum_{a=i}^n m_a g l_i \hat{e}_3 q_i \cdot \xi_i.$$

The variation of \dot{q}_i is given by

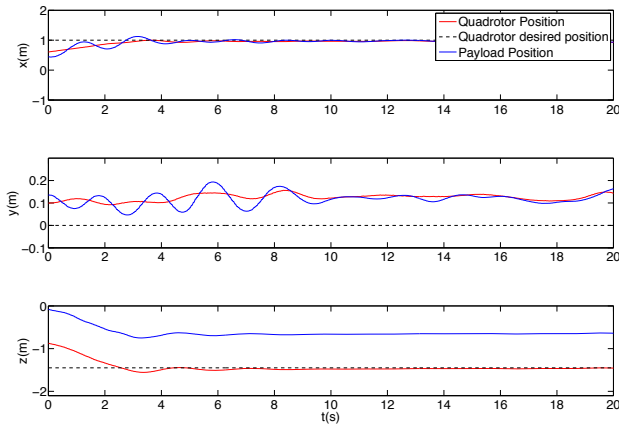
$$\delta \dot{q}_i = \dot{\xi}_i \times q_i + \xi_i \times \dot{q}_i.$$

Using this, the derivative of the Lagrangian with respect to \dot{q}_i is given by

$$\begin{aligned} \mathbf{D}_{\dot{q}_i} L \cdot \delta \dot{q}_i &= (M_{i0}\dot{x} + \sum_{j=1}^n M_{ij}\dot{q}_j) \cdot \delta \dot{q}_i \\ &= (M_{i0}\dot{x} + \sum_{j=1}^n M_{ij}\dot{q}_j) \cdot (\dot{\xi}_i \times q_i + \xi_i \times \dot{q}_i) \\ &= \hat{q}_i (M_{i0}\dot{x} + \sum_{j=1}^n M_{ij}\dot{q}_j) \cdot \dot{\xi}_i + \hat{q}_i (M_{i0}\dot{x} + \sum_{j=1}^n M_{ij}\dot{q}_j) \cdot \xi_i. \end{aligned}$$

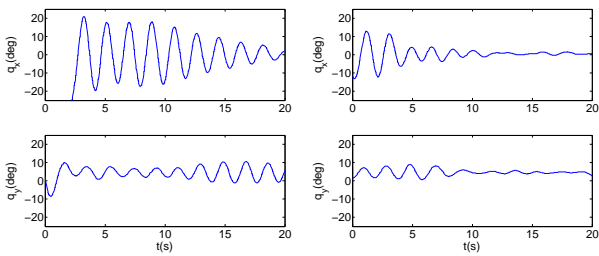


(a) Case I: quadrotor position control system [14]



(b) Case II: proposed control system for quadrotor with suspended payload

Fig 6: Experimental results (x_d :black, x :red, $x+l_1q_1$:blue)



(a) Case I: quadrotor position control system [14] (b) Case II: proposed control system for quadrotor with suspended payload

Fig 7: Experimental results: link deflection angles

Let \mathfrak{G} be the action integral, i.e., $\mathfrak{G} = \int_{t_0}^{t_f} L dt$. From the above expressions for the derivatives of the Lagrangian, the variation of the action integral can be written as

$$\begin{aligned} \delta \mathfrak{G} &= \int_{t_0}^{t_f} \{M_{00}\dot{x} + \sum_{i=1}^n M_{0i}\dot{q}_i\} \cdot \delta x + M_{00}g e_3 \cdot \delta x \\ &+ \sum_{i=1}^n \{\hat{q}_i(M_{i0}\dot{x} + \sum_{j=1}^n M_{ij}\dot{q}_j)\} \cdot \xi_i \\ &+ \sum_{i=1}^n \{\hat{q}_i(M_{i0}\dot{x} + \sum_{j=1}^n M_{ij}\dot{q}_j) - \sum_{a=i}^n m_a g l_i \hat{e}_3 q_i\} \cdot \xi_i \\ &+ J\Omega \cdot \dot{\eta} - \eta \cdot (\Omega \times J\Omega) dt. \end{aligned}$$

Integrating by parts and using the fact that variations at the end points vanish, this reduces to

$$\begin{aligned} \delta \mathfrak{G} &= \int_{t_0}^{t_f} \{M_{00}g e_3 - M_{00}\ddot{x} - \sum_{i=1}^n M_{0i}\ddot{q}_i\} \cdot \delta x \\ &+ \sum_{i=1}^n \{-\hat{q}_i(M_{i0}\ddot{x} + \sum_{j=1}^n M_{ij}\ddot{q}_j) - \sum_{a=i}^n m_a g l_i \hat{e}_3 q_i\} \cdot \xi_i \\ &- \eta \cdot (J\dot{\Omega} + \Omega \times J\Omega) dt. \end{aligned}$$

According to the Lagrange-d'Alembert principle, the variation of the action integral is equal to the negative of the virtual work done by the external force and moment, namely

$$- \int_{t_0}^{t_f} (-f R e_3 + \Delta_x) \cdot \delta x + (M + \Delta_R) \cdot \eta dt, \quad (\text{A,3})$$

and we obtain (12) and (14). As ξ_i is perpendicular to q_i , we also have

$$-\hat{q}_i^2 (M_{i0}\ddot{x} + \sum_{j=1}^n M_{ij}\ddot{q}_j) + \sum_{a=i}^n m_a g l_i \hat{q}_i^2 e_3 = 0. \quad (\text{A,4})$$

Equation (A,4) is rewritten to obtain an explicit expression for \ddot{q}_i . As $q_i \cdot \dot{q}_i = 0$, we have $\dot{q}_i \cdot \dot{q}_i + q_i \cdot \ddot{q}_i = 0$. Using this, we have

$$-\hat{q}_i^2 \ddot{q}_i = -(q_i \cdot \ddot{q}_i) q_i + (q_i \cdot \dot{q}_i) \dot{q}_i = (\dot{q}_i \cdot \dot{q}_i) q_i + \ddot{q}_i.$$

Substituting this equation into (A,4), we obtain (13). This can be slightly rewritten in terms of the angular velocities. Since $\dot{q}_i = \omega_i \times q_i$ for the angular velocity ω_i satisfying $q_i \cdot \omega_i = 0$, we have

$$\begin{aligned} \ddot{q}_i &= \dot{\omega}_i \times q_i + \omega_i \times (\omega_i \times q_i) \\ &= \dot{\omega}_i \times q_i - \|\omega_i\|^2 q_i = -\dot{q}_i \dot{\omega}_i - \|\omega_i\|^2 q_i. \end{aligned}$$

Using this and the fact that $\dot{\omega}_i \cdot q_i = 0$, we obtain (16).

2. Proof for Proposition 2

The variations of x, u and q are given by (20) and (21). From the kinematics equation $\dot{q}_i = \omega_i \times q_i$, $\delta \dot{q}_i$ is given by

$$\delta \dot{q}_i = \dot{\xi}_i \times e_3 = \delta \omega_i \times e_3 + 0 \times (\xi_i \times e_3) = \delta \omega_i \times e_3.$$

Since both sides of the above equation is perpendicular to e_3 , this is equivalent to $e_3 \times (\dot{\xi}_i \times e_3) = e_3 \times (\delta \omega_i \times e_3)$, which yields

$$\dot{\xi}_i - (e_3 \cdot \dot{\xi}_i) e_3 = \delta \omega_i - (e_3 \cdot \delta \omega_i) e_3.$$

Since $\xi_i \cdot e_3 = 0$, we have $\dot{\xi}_i \cdot e_3 = 0$. As $e_3 \cdot \delta \omega_i = 0$ from the constraint, we obtain the linearized equation for the kinematics equation:

$$\dot{\xi}_i = \delta \omega_i. \quad (\text{A,5})$$

Substituting these into (16), and ignoring the higher order terms, we obtain (22). See Appendix 4 for details.

3. Proof for Proposition 3

We first show stability of the rotational dynamics, and later it is combined with the stability analysis of the translational dynamics of quad rotor and the rotational dynamics of links.

a) Attitude Error Dynamics

Here, attitude error dynamics for e_R, e_Ω are derived and we find conditions on control parameters to guarantee the boundedness of attitude tracking errors. The time-derivative of $J e_\Omega$ can be written as

$$J \dot{e}_\Omega = \{J e_\Omega + d\}^\wedge e_\Omega - k_R e_R - k_\Omega e_\Omega - k_I e_I + \Delta_R, \quad (\text{A,6})$$

where $d = (2J - \text{tr} J I) R^T R_d \Omega_d \in \mathbb{R}^3$ [19]. The important property is that the first term of the right hand side is normal to e_Ω , and it simplifies the subsequent Lyapunov analysis.

b) Stability for Attitude Dynamics

Define a configuration error function on $\text{SO}(3)$ as follows

$$\Psi = \frac{1}{2} \text{tr}[I - R_c^T R]. \quad (\text{A,7})$$

We introduce the following Lyapunov function

$$\begin{aligned} \mathcal{V}_2 &= \frac{1}{2} e_\Omega \cdot J \dot{e}_\Omega + k_R \Psi(R, R_d) + c_2 e_R \cdot e_\Omega \\ &+ \frac{1}{2} k_I \|e_I - \frac{\Delta_R}{k_I}\|^2. \end{aligned} \quad (\text{A,8})$$

Consider a domain D_2 given by

$$D_2 = \{(R, \Omega) \in \text{SO}(3) \times \mathbb{R}^3 \mid \Psi(R, R_d) < \psi_2 < 2\}. \quad (\text{A,9})$$

In this domain we can show that \mathcal{V}_2 is bounded as follows [19]

$$\begin{aligned} z_2^T M_{21} z_2 + \frac{k_I}{2} \|e_I - \frac{\Delta_R}{k_I}\|^2 &\leq \mathcal{V}_2 \\ &\leq z_2^T M_{22} z_2 + \frac{k_I}{2} \|e_I - \frac{\Delta_R}{k_I}\|^2, \end{aligned} \quad (\text{A,10})$$

where $z_2 = [\|e_R\|, \|e_\Omega\|]^T \in \mathbb{R}^2$ and the matrices M_{21}, M_{22} are given by

$$M_{21} = \frac{1}{2} \begin{bmatrix} k_R & -c_2 \lambda_M \\ -c_2 \lambda_M & \lambda_m \end{bmatrix}, M_{22} = \frac{1}{2} \begin{bmatrix} \frac{2k_R}{2-\psi_2} & c_2 \lambda_M \\ c_2 \lambda_M & \lambda_M \end{bmatrix}, \quad (\text{A,11})$$

The time derivative of \mathcal{V}_2 along the solution of the controlled system is given by

$$\begin{aligned} \dot{\mathcal{V}}_2 = & -k_\Omega \|e_\Omega\|^2 - e_\Omega \cdot (k_I e_I - \Delta_R) \\ & + c_2 \dot{e}_R \cdot J e_\Omega + c_2 e_R \cdot J \dot{e}_\Omega + (k_I e_I - \Delta_R) \dot{e}_I. \end{aligned}$$

We have $\dot{e}_I = c_2 e_R + e_\Omega$ from (36). Substituting this and (A,6), the above equation becomes

$$\begin{aligned} \dot{\mathcal{V}}_2 = & -k_\Omega \|e_\Omega\|^2 + c_2 \dot{e}_R \cdot J e_\Omega - c_2 k_R \|e_R\|^2 \\ & + c_2 e_R \cdot ((J e_\Omega + d)^\wedge e_\Omega - k_\Omega e_\Omega). \end{aligned}$$

We have $\|e_R\| \leq 1$, $\|\dot{e}_R\| \leq \|e_\Omega\|$ [19], and choose a constant B_2 such that $\|d\| \leq B_2$. Then we have

$$\dot{\mathcal{V}}_2 \leq -z_2^T W_2 z_2, \quad (\text{A,12})$$

where the matrix $W_2 \in \mathbb{R}^{2 \times 2}$ is given by

$$W_2 = \begin{bmatrix} c_2 k_R & -\frac{c_2}{2} (k_\Omega + B_2) \\ -\frac{c_2}{2} (k_\Omega + B_2) & k_\Omega - 2c_2 \lambda_M \end{bmatrix}.$$

The matrix W_2 is a positive definite matrix if

$$c_2 < \min \left\{ \frac{\sqrt{k_R \lambda_m}}{\lambda_M}, \frac{4k_\Omega}{8k_R \lambda_M + (k_\Omega + B_2)^2} \right\}. \quad (\text{A,13})$$

This implies that

$$\dot{\mathcal{V}}_2 \leq -\lambda_m(W_2) \|z_2\|^2, \quad (\text{A,14})$$

which shows stability of attitude dynamics.

c) Translational Error Dynamics

We derive the tracking error dynamics and a Lyapunov function for the translational dynamics of a quadrotor UAV and the dynamics of links. Later it is combined with the stability analyses of the rotational dynamics. This proof is based on the Lyapunov method presented in Theorem 3.6 and 3.7 [18]. From (20), (12), (22), and (34), the linearized equation of motion for the controlled full dynamic model is given by

$$\mathbf{M}\ddot{\mathbf{x}} + \mathbf{G}\mathbf{x} = \mathbf{B}(-fRe_3 - M_{00}ge_3) + \mathbf{g}(\mathbf{x}, \dot{\mathbf{x}}) + \mathbf{B}\Delta_x, \quad (\text{A,15})$$

and $\mathbf{g}(\mathbf{x}, \dot{\mathbf{x}})$ is higher order term. The subsequent analyses are developed in the domain D_1

$$D_1 = \{(\mathbf{x}, \dot{\mathbf{x}}, R, e_\Omega) \in \mathbb{R}^{2n+3} \times \mathbb{R}^{2n+3} \times \text{SO}(3) \times \mathbb{R}^3 \mid \Psi < \psi_1 < 1\}. \quad (\text{A,16})$$

In the domain D_1 , we can show that

$$\frac{1}{2} \|e_R\|^2 \leq \Psi(R, R_c) \leq \frac{1}{2-\psi_1} \|e_R\|^2. \quad (\text{A,17})$$

Consider the quantity $e_3^T R_c^T R e_3$, which represents the cosine of the angle between $b_3 = R e_3$ and $b_{3c} = R_c e_3$. Since $1 - \Psi(R, R_c)$ represents the cosine of the eigen-axis rotation angle between R_c and R , we have $e_3^T R_c^T R e_3 \geq 1 - \Psi(R, R_c) > 0$ in D_1 . Therefore, the quantity $\frac{1}{e_3^T R_c^T R e_3}$ is well-defined. We add and subtract $\frac{f}{e_3^T R_c^T R e_3} R_c e_3$ to the right hand side of (A,15) to obtain

$$\mathbf{M}\ddot{\mathbf{x}} + \mathbf{G}\mathbf{x} = \mathbf{B} \left(\frac{-f}{e_3^T R_c^T R e_3} R_c e_3 - X - M_{00}g e_3 + \Delta_x \right) + \mathbf{g}(\mathbf{x}, \dot{\mathbf{x}}), \quad (\text{A,18})$$

where $X \in \mathbb{R}^3$ is defined by

$$X = \frac{f}{e_3^T R_c^T R e_3} ((e_3^T R_c^T R e_3) R e_3 - R_c e_3). \quad (\text{A,19})$$

The first term on the right hand side of (A,18) can be written as

$$-\frac{f}{e_3^T R_c^T R e_3} R_c e_3 = -\frac{(\|A\| R_c e_3) \cdot R e_3}{e_3^T R_c^T R e_3} \cdot \frac{A}{\|A\|} = A. \quad (\text{A,20})$$

Substituting this and (26) into (A,18)

$$\mathbf{M}\ddot{\mathbf{x}} + \mathbf{G}\mathbf{x} = \mathbf{B}(-K_x \mathbf{x} - K_v \dot{\mathbf{x}} - K_z \text{sat}_\sigma(e_x) - X + \Delta_x) + \mathbf{g}(\mathbf{x}, \dot{\mathbf{x}}), \quad (\text{A,21})$$

This can be rearranged as

$$\begin{aligned} \ddot{\mathbf{x}} = & -(\mathbf{M}^{-1} \mathbf{G} + \mathbf{M}^{-1} \mathbf{B} K_x) \mathbf{x} - (\mathbf{M}^{-1} \mathbf{B} K_v) \dot{\mathbf{x}} \\ & - \mathbf{M}^{-1} \mathbf{B} X - \mathbf{M}^{-1} \mathbf{B} K_z \text{sat}_\sigma(e_x) + \mathbf{M}^{-1} \mathbf{g}(\mathbf{x}, \dot{\mathbf{x}}) + \mathbf{M}^{-1} \mathbf{B} \Delta_x. \end{aligned} \quad (\text{A,22})$$

Using the definitions for \mathbb{A} , \mathbb{B} , and z_1 presented before, the above expression can be rearranged as

$$\dot{z}_1 = \mathbb{A} z_1 + \mathbb{B}(-\mathbf{B} X + \mathbf{g}(\mathbf{x}, \dot{\mathbf{x}}) - \mathbf{B} K_z \text{sat}_\sigma(e_x) + \mathbf{B} \Delta_x). \quad (\text{A,23})$$

d) Lyapunov Candidate for Translation Dynamics

From the linearized control system developed at section 3, we use matrix P to introduce the following Lyapunov candidate for translational dynamics

$$\mathcal{V}_1 = z_1^T P z_1 + 2 \int_{p_{eq}}^{e_x} (\mathbf{B} K_z \text{sat}_\sigma(\mu) - \mathbf{B} \Delta_x) \cdot d\mu. \quad (\text{A,24})$$

The last integral term of the above equation is positive definite about the equilibrium point $e_x = p_{eq}$ where

$$p_{eq} = \left[\frac{\Delta_x}{k_z}, 0, 0, \dots \right], \quad (\text{A,25})$$

if

$$\delta < k_z \sigma, \quad (\text{A,26})$$

considering the fact that $\text{sat}_\sigma y = y$ if $y < \sigma$. The time derivative of the Lyapunov function using the Leibniz integral rule is given by

$$\dot{\mathcal{V}}_1 = \dot{z}_1^T P z_1 + z_1^T P \dot{z}_1 + 2\dot{e}_x \cdot (\mathbf{B}K_z \text{sat}(e_x) - \mathbf{B}\Delta_x). \quad (\text{A,27})$$

Since $e_x^T = ((P\mathbb{B})^T z_1)^T = z_1^T P\mathbb{B}$ from (27), the above expression can be written as

$$\dot{\mathcal{V}}_1 = \dot{z}_1^T P z_1 + z_1^T P \dot{z}_1 + 2z_1^T P\mathbb{B}(\mathbf{B}K_z \text{sat}(e_x) - \mathbf{B}\Delta_x). \quad (\text{A,28})$$

Substituting (A,23) into (A,28), it reduces to

$$\dot{\mathcal{V}}_1 = z_1^T (\mathbb{A}^T P + P\mathbb{A}) z_1 + 2z_1^T P\mathbb{B}(-\mathbf{B}X + \mathbf{g}(\mathbf{x}, \dot{\mathbf{x}})). \quad (\text{A,29})$$

Let $c_3 = 2\|P\mathbb{B}\|_2 \in \mathbb{R}$ and using $\mathbb{A}^T P + P\mathbb{A} = -Q$, we have

$$\dot{\mathcal{V}}_1 \leq -z_1^T Q z_1 + c_3 \|z_1\| \|X\| + 2z_1^T P\mathbb{B}g(\mathbf{x}, \dot{\mathbf{x}}). \quad (\text{A,30})$$

The second term on the right hand side of the above equation corresponds to the effects of the attitude tracking error on the translational dynamics. We find a bound of X , defined at (A,19), to show stability of the coupled translational dynamics and rotational dynamics in the subsequent Lyapunov analysis. Since

$$f = \|A\| (e_3^T R_c^T R e_3), \quad (\text{A,31})$$

we have

$$\|X\| \leq \|A\| \|(e_3^T R_c^T R e_3) R e_3 - R_c e_3\|. \quad (\text{A,32})$$

The last term $\|(e_3^T R_c^T R e_3) R e_3 - R_c e_3\|$ represents the sine of the angle between $b_3 = R e_3$ and $b_{3_c} = R_c e_3$, since $(b_{3_c} \cdot b_3) b_3 - b_{3_c} = b_3 \times (b_3 \times b_{3_c})$. The magnitude of the attitude error vector, $\|e_R\|$ represents the sine of the eigen-axis rotation angle between R_c and R . Therefore, $\|(e_3^T R_c^T R e_3) R e_3 - R_c e_3\| \leq \|e_R\|$ in D_1 . It follows that

$$\begin{aligned} \|(e_3^T R_c^T R e_3) R e_3 - R_c e_3\| &\leq \|e_R\| = \sqrt{\Psi(2-\Psi)} \\ &\leq \{\sqrt{\psi_1(2-\psi_1)} \triangleq \alpha\} < 1, \end{aligned} \quad (\text{A,33})$$

therefore

$$\begin{aligned} \|X\| &\leq \|A\| \|e_R\| \\ &\leq \|A\| \alpha. \end{aligned} \quad (\text{A,34})$$

We also use the following properties

$$\lambda_{\min}(Q) \|z_1\|^2 \leq z_1^T Q z_1. \quad (\text{A,35})$$

Note that $\lambda_{\min}(Q)$ is real and positive since Q is symmetric and positive definite. Then, we can simplify (A,30) as given

$$\dot{\mathcal{V}}_1 \leq -\lambda_{\min}(Q) \|z_1\|^2 + c_3 \|z_1\| \|A\| \|e_R\| + 2z_1^T P\mathbb{B}g(\mathbf{x}, \dot{\mathbf{x}}). \quad (\text{A,36})$$

We find an upper boundary for

$$A = -K_x \mathbf{x} - K_{\dot{\mathbf{x}}} \dot{\mathbf{x}} - K_z \text{sat}(e_x) + M_{00} g e_3, \quad (\text{A,37})$$

by defining

$$\|M_{00} g e_3\| \leq B_1, \quad (\text{A,38})$$

for a given positive constant B_1 . We use the following properties where for any matrix $A \in \mathbb{R}^{m \times n}$

$$\|A\|_2 \leq \sqrt{mn} \|A\|_{\max}, \quad (\text{A,39})$$

where $\|A\|_{\max} = \max\{a_{mn}\}$. The third term on the right hand side of (A,37) can be bounded as

$$\| -K_z \text{sat}(e_x) \| \leq \|K_z\| \| \text{sat}(e_x) \| \leq \|K_z\| \sqrt{2n+3} \sigma, \quad (\text{A,40})$$

where

$$\|K_z\| \leq \sqrt{3(2n+3)} \|K_z\|_{\max},$$

and similarly

$$\begin{aligned} \|K_x\| &\leq \sqrt{3(2n+3)} \|K_x\|_{\max}, \\ \|K_{\dot{\mathbf{x}}}\| &\leq \sqrt{3(2n+3)} \|K_{\dot{\mathbf{x}}}\|_{\max}. \end{aligned}$$

We define $K_{\max}, K_{z_m} \in \mathbb{R}$

$$\begin{aligned} K_{\max} &= \max\{\|K_x\|_{\max}, \|K_{\dot{\mathbf{x}}}\|_{\max}\} \sqrt{3(2n+3)}, \\ K_{z_m} &= \sqrt{3(2n+3)} \|K_z\|_{\max}, \end{aligned}$$

and then the upper bound of A is given by

$$\|A\| \leq K_{\max} (\|\mathbf{x}\| + \|\dot{\mathbf{x}}\|) + \sigma K_{z_m} + B_1 \quad (\text{A,41})$$

$$\leq 2K_{\max} \|z_1\| + (B_1 + \sigma K_{z_m}), \quad (\text{A,42})$$

and substitute (A,42) into (A,36)

$$\begin{aligned} \dot{\mathcal{V}}_1 &\leq -(\lambda_{\min}(Q) - 2c_3 K_{\max} \alpha) \|z_1\|^2 \\ &\quad + c_3 (B_1 + \sigma K_{z_m}) \|z_1\| \|e_R\| + 2z_1^T P\mathbb{B}g(\mathbf{x}, \dot{\mathbf{x}}). \end{aligned} \quad (\text{A,43})$$

e) Lyapunov Candidate for the Complete System

Let $\mathcal{V} = \mathcal{V}_1 + \mathcal{V}_2$ be the Lyapunov function for the complete system. The time derivative of \mathcal{V} is given by

$$\dot{\mathcal{V}} = \dot{\mathcal{V}}_1 + \dot{\mathcal{V}}_2. \quad (\text{A,44})$$

Substituting (A,43) and (A,14) into the above equation

$$\begin{aligned} \dot{\mathcal{V}} \leq & -(\lambda_{\min}(Q) - 2c_3K_{\max}\alpha)\|z_1\|^2 + 2z_1^T P B g(\mathbf{x}, \dot{\mathbf{x}}) \\ & + c_3(B_1 + \sigma K_{z_m})\|z_1\|\|e_R\| - \lambda_m(W_2)\|z_2\|^2, \end{aligned} \quad (\text{A,45})$$

and using $\|e_R\| \leq \|z_2\|$, it can be written as

$$\begin{aligned} \dot{\mathcal{V}} \leq & -(\lambda_{\min}(Q) - 2c_3K_{\max}\alpha)\|z_1\|^2 + 2z_1^T P B g(\mathbf{x}, \dot{\mathbf{x}}) \\ & + c_3(B_1 + \sigma K_{z_m})\|z_1\|\|z_2\| - \lambda_m(W_2)\|z_2\|^2. \end{aligned} \quad (\text{A,46})$$

Also, the $2z_1^T P B g(\mathbf{x}, \dot{\mathbf{x}})$ term in the above equation is indefinite. The function $g(\mathbf{x}, \dot{\mathbf{x}})$ satisfies

$$\frac{\|g(\mathbf{x}, \dot{\mathbf{x}})\|}{\|z_1\|} \rightarrow 0 \quad \text{as} \quad \|z_1\| \rightarrow 0 \quad (\text{A,47})$$

Then, for any $\gamma > 0$ there exists $r > 0$ such that

$$\|g(\mathbf{x}, \dot{\mathbf{x}})\| < \gamma\|z_1\|, \quad \forall \|z_1\| < r \quad (\text{A,48})$$

so,

$$2z_1^T P B g(\mathbf{x}, \dot{\mathbf{x}}) \leq 2\gamma\|P\|_2\|z_1\|^2. \quad (\text{A,49})$$

Substituting the above equation into (A,46)

$$\begin{aligned} \dot{\mathcal{V}} \leq & -(\lambda_{\min}(Q) - 2c_3K_{\max}\alpha)\|z_1\|^2 + 2\gamma\|P\|_2\|z_1\|^2 \\ & + c_3(B_1 + \sigma K_{z_m})\|z_1\|\|z_2\| - \lambda_m(W_2)\|z_2\|^2, \end{aligned} \quad (\text{A,50})$$

we obtain

$$\dot{\mathcal{V}} \leq -z^T W z + 2\gamma\|P\|_2\|z_1\|^2, \quad (\text{A,51})$$

where $z = [z_1, z_2]^T \in \mathbb{R}^2$ and

$$W = \begin{bmatrix} \lambda_{\min}(Q) - 2c_3K_{\max}\alpha & -\frac{c_3(B_1 + \sigma K_{z_m})}{2} \\ -\frac{c_3(B_1 + \sigma K_{z_m})}{2} & \lambda_m(W_2) \end{bmatrix}. \quad (\text{A,52})$$

Also using $\|z_1\| \leq \|z\|$

$$\dot{\mathcal{V}} \leq -(\lambda_{\min}(W) - 2\gamma\|P\|_2)\|z\|^2. \quad (\text{A,53})$$

Choosing $\gamma < (\lambda_{\min}(W))/2\|P\|_2$, ensures that $\dot{\mathcal{V}}$ is negative semi-definite. This implies that the zero equilibrium of tracking errors is stable in the sense of Lyapunov and \mathcal{V} is non-increasing. Therefore all of error variables z_1, z_2 and integral control terms e_I, e_x are uniformly bounded. Also, from Lasalle-Yoshizawa theorem [18, Thm 3.4], we have $z \rightarrow 0$ as $t \rightarrow \infty$.

4. Proof for the high order terms derivations

We approximate $\xi \in \mathbb{R}^3$ by $e_3 \times q$ and other high order terms. The following relations are considerable as it is illustrated in the Fig. 8.

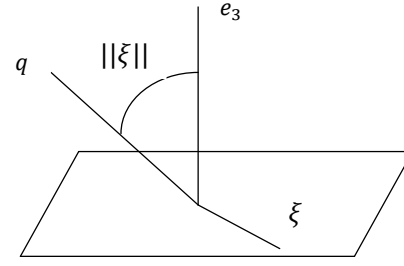


Fig 8: e_3 and q , direction of each link

$$\sin \|\xi\| = \|q \times e_3\|, \quad (\text{A,54})$$

and

$$\frac{\xi}{\|\xi\|} = \frac{e_3 \times q}{\|e_3 \times q\|}, \quad (\text{A,55})$$

so

$$\xi = \frac{e_3 \times q}{\|e_3 \times q\|} \sin^{-1}(\|e_3 \times q\|). \quad (\text{A,56})$$

Taking derivative and considering that derivative of $\|A\|$ is $\frac{A \cdot \dot{A}}{\|A\|}$

$$\begin{aligned} \dot{\xi} = & \left[\frac{e_3 \times \dot{q}}{\|e_3 \times q\|} - \frac{(e_3 \times q)[(e_3 \times q) \cdot (e_3 \times \dot{q})]}{\|e_3 \times q\|^3} \right] \times \\ & \sin^{-1}(\|e_3 \times q\|) \\ & + \frac{e_3 \times q}{\|e_3 \times q\|} \left[\frac{(e_3 \times q) \cdot (e_3 \times \dot{q})}{\|e_3 \times q\|} \right] \frac{1}{\sqrt{1 - (\|e_3 \times q\|)^2}}, \end{aligned} \quad (\text{A,57})$$

after simplifying we would have

$$\begin{aligned} \dot{\xi} = & \frac{e_3 \times \dot{q}}{\|e_3 \times q\|} \sin^{-1}(\|e_3 \times q\|) \\ & + (e_3 \times q)[(e_3 \times q) \cdot (e_3 \times \dot{q})]k, \end{aligned} \quad (\text{A,58})$$

where $k \in \mathbb{R}$ is scalar and defined as follow

$$k = \frac{1}{\|e_3 \times q\|^2 \sqrt{1 - \|e_3 \times q\|^2}} - \frac{\sin^{-1}(\|e_3 \times q\|)}{\|e_3 \times q\|^3}. \quad (\text{A,59})$$

The following relation is considerable

$$\dot{q} = \omega \times q, \quad (\text{A,60})$$

where $\omega \in \mathbb{R}^3$ is the angular velocity of each link. Using $a \times (b \times c) = b(a \cdot c) - c(a \cdot b)$

$$e_3 \times \dot{q} = e_3 \times (q \times \omega) = \omega(e_3 \cdot q) - q(e_3 \cdot \omega), \quad (\text{A,61})$$

and substituting Eq. (A,61) into Eq. (A,58)

$$\begin{aligned} \dot{\xi} = & \frac{\delta \omega(e_3 \cdot q)}{\|e_3 \times q\|} \sin^{-1}(\|e_3 \times q\|) - \frac{q(e_3 \cdot \delta \omega)}{\|e_3 \times q\|} \sin^{-1}(\|e_3 \times q\|) \\ & + [(e_3 \times q) \cdot (\delta \omega(e_3 \cdot q))](e_3 \times q)k \\ & - [(e_3 \times q) \cdot (q(e_3 \cdot \delta \omega))](e_3 \times q)k, \end{aligned} \quad (\text{A,62})$$

and using the fact that $a \cdot (a \times b) = 0$ the last term on the right hand side vanishes, so

$$\begin{aligned} \dot{\xi} &= \frac{\delta\omega(e_3 \cdot q)}{\|e_3 \times q\|} \sin^{-1}(\|e_3 \times q\|) \\ &+ [(e_3 \times q) \cdot (\delta\omega(e_3 \cdot q))](e_3 \times q)k \\ &- \frac{q(e_3 \cdot \delta\omega)}{\|e_3 \times q\|} \sin^{-1}(\|e_3 \times q\|), \end{aligned} \quad (\text{A,63})$$

The first term on the right hand side of Eq. (A,63) can be simplified using Taylor series

$$q = \exp(\hat{\xi})e_3 = (I + \hat{\xi} + \mathfrak{g}(\xi))e_3, \quad (\text{A,64})$$

using the fact that $\hat{\xi}e_3 \cdot e_3 = 0$ we can have

$$q \cdot e_3 = (e_3 + \hat{\xi}e_3 + \mathfrak{g}(\xi))e_3 = 1 + \mathfrak{g}(\xi), \quad (\text{A,65})$$

so considering Taylor series $\frac{\sin^{-1}(x)}{x} = 1 + \frac{1}{6}x^2 + O(x^n)$, the first term of the right hand side of Eq. (A,63) can be rewritten as

$$q = \exp(\hat{\xi})e_3 = (I + \hat{\xi} + \mathfrak{g}(\xi))e_3, \quad (\text{A,66})$$

using the fact that $\hat{\xi}e_3 \cdot e_3 = 0$ we can have

$$q \cdot e_3 = (e_3 + \hat{\xi}e_3 + \mathfrak{g}(\xi))e_3 = 1 + \mathfrak{g}(\xi), \quad (\text{A,67})$$

also

$$q \times e_3 = (e_3 + \hat{\xi}e_3 + \mathfrak{g}(\xi)) \times e_3 = -\hat{e}_3^2 \xi + \mathfrak{g}(\xi), \quad (\text{A,68})$$

and $\|A\|^2 = A^T A$, so

$$\begin{aligned} \|e_3 \times q\|^2 &= (-\hat{e}_3^2 \xi + \mathfrak{g}(\xi))^T (-\hat{e}_3^2 \xi + \mathfrak{g}(\xi)) \\ &= \|\xi\|^2 + \mathfrak{g}(\xi) = \mathfrak{g}(\xi) \end{aligned} \quad (\text{A,69})$$

so

$$\begin{aligned} &\frac{(e_3 \cdot q)}{\|e_3 \times q\|} \sin^{-1}(\|e_3 \times q\|) \\ &= (e_3 \cdot q) \left(1 + \frac{1}{6}(\|e_3 \times q\|)^2 + \dots\right) \\ &= (1 + \mathfrak{g}(\xi))(1 + \mathfrak{g}(\xi)) = 1 + \mathfrak{g}(\xi). \end{aligned} \quad (\text{A,70})$$

The third term is simplified as follow using the fact that ω is normal to q

$$\delta\omega \cdot q = 0, \quad (\text{A,71})$$

replacing $q = e_3 + \hat{\xi}e_3 + \mathfrak{g}(\xi)$ into the above equation we would have

$$(e_3 + \hat{\xi}e_3 + \mathfrak{g}(\xi)) \cdot \delta\omega = 0, \quad (\text{A,72})$$

where $g(\xi)$ is higher order terms

$$e_3 \cdot \delta\omega + \hat{\xi}e_3 \cdot \delta\omega + \mathfrak{g}(\xi) = 0, \quad (\text{A,73})$$

and

$$e_3 \cdot \delta\omega = -\hat{\xi}e_3 \cdot \delta\omega + \mathfrak{g}(\xi) = \mathfrak{g}(\xi, \delta\omega) + \mathfrak{g}(\xi) = \mathfrak{g}(\xi, \delta\omega), \quad (\text{A,74})$$

so, we can show that

$$\delta\omega \cdot e_3 = \mathfrak{g}(\xi, \delta\omega), \quad (\text{A,75})$$

then,

$$\frac{q(e_3 \cdot \delta\omega)}{\|e_3 \times q\|} \sin^{-1}(\|e_3 \times q\|) = \mathfrak{g}(\xi, \delta\omega). \quad (\text{A,76})$$

Finding the Taylor series of k

$$\begin{aligned} &\frac{1}{\|e_3 \times q\|^2 \sqrt{(1 - \|e_3 \times q\|^2)}} - \frac{\sin^{-1}(\|e_3 \times q\|)}{\|e_3 \times q\|^3} \\ &= \frac{1}{3} + \frac{3}{10}\|e_3 \times q\|^2 + \frac{15}{56}\|e_3 \times q\|^4 + \dots, \end{aligned} \quad (\text{A,77})$$

and using (A,69)

$$k = \frac{1}{3} + \frac{3}{10}\|e_3 \times q\|^2 + \frac{15}{56}\|e_3 \times q\|^4 + \dots = \frac{1}{3} + \mathfrak{g}(\xi). \quad (\text{A,78})$$

We use (A,68) to simplify the following term

$$\begin{aligned} (e_3 \times q) \cdot \delta\omega &= (-\hat{e}_3^2 \xi + \mathfrak{g}(\xi)) \cdot \delta\omega \\ &= -\hat{e}_3^2 \xi \cdot \delta\omega + \mathfrak{g}(\xi) = \mathfrak{g}(\xi, \delta\omega) + \mathfrak{g}(\xi) \\ &= \mathfrak{g}(\xi, \delta\omega), \end{aligned} \quad (\text{A,79})$$

so, the second term on the right hand side of (A,63) becomes

$$\begin{aligned} &[(e_3 \times q) \cdot (\delta\omega(e_3 \cdot q))](e_3 \times q)k \\ &= (e_3 \cdot q)(e_3 \times q)(\mathfrak{g}(\xi, \delta\omega)) \left(\frac{1}{3} + \mathfrak{g}(\xi)\right) = \mathfrak{g}(\xi, \delta\omega). \end{aligned} \quad (\text{A,80})$$

Finally, we can approximate the $\dot{\xi}$ as given

$$\begin{aligned} \dot{\xi} &= \delta\omega(1 + \mathfrak{g}(\xi)) + \mathfrak{g}(\xi, \delta\omega) + \mathfrak{g}(\xi, \delta\omega) \\ &= \delta\omega + \mathfrak{g}(\xi, \delta\omega). \end{aligned} \quad (\text{A,81})$$

We can show that Eq. (A,63) can be expressed as presented

$$\dot{\xi} = \delta\omega(1 + \mathfrak{g}(\xi)) + \mathfrak{g}(\xi, \delta\omega) = \delta\omega + \mathfrak{g}(\xi, \delta\omega). \quad (\text{A,82})$$

Now, we start finding an expression for $\delta\dot{\omega}$ by taking derivative of the above expression We take derivative of (A,71)

$$\dot{q} \cdot \delta\omega + q \cdot \delta\dot{\omega} = 0, \quad (\text{A,83})$$

so

$$\dot{q} \cdot (q \times \dot{q}) + q \cdot \delta \dot{\omega} = 0 \quad (\text{A,84})$$

and using $a \cdot a \times b = 0$

$$q \cdot \delta \dot{\omega} = 0, \quad (\text{A,85})$$

replacing $q = e_3 + \hat{\xi} e_3 + \mathfrak{g}(\xi)$ into the above expression and simplifying

$$e_3 \cdot \delta \dot{\omega} = -\hat{\xi} e_3 \cdot \delta \dot{\omega} + \mathfrak{g}(\xi) = \mathfrak{g}(\xi, \delta \omega), \quad (\text{A,86})$$

so finally

$$e_3 \cdot \delta \dot{\omega} = \mathfrak{g}(\xi, \delta \omega), \quad (\text{A,87})$$

We take derivative of the $\hat{\xi}$ equation to find an expression for $\delta \dot{\omega}$.

$$\begin{aligned} \dot{\hat{\xi}} &= \frac{\dot{q}(e_3 \cdot \delta \omega)}{\|e_3 \times q\|} \sin^{-1}(\|e_3 \times q\|) \\ &+ \frac{q(e_3 \cdot \delta \dot{\omega})}{\|e_3 \times q\|} \sin^{-1}(\|e_3 \times q\|) + q(e_3 \cdot \delta \omega)k \\ &+ \frac{\delta \dot{\omega}(e_3 \cdot q)}{\|e_3 \times q\|} \sin^{-1}(\|e_3 \times q\|) + \delta \omega(e_3 \cdot \dot{q}) \frac{\sin^{-1}(\|e_3 \times q\|)}{\|e_3 \times q\|} \\ &+ \delta \omega(e_3 \cdot q) \left[\frac{1}{\|e_3 \times q\| \sqrt{1 - (\|e_3 \times q\|)^2}} \right. \\ &\quad \left. - \frac{\sin^{-1}(\|e_3 \times q\|)}{\|e_3 \times q\|^2} \right] \frac{(e_3 \times q)(e_3 \times \dot{q})}{\|e_3 \times q\|} \\ &+ [(e_3 \times \dot{q}) \cdot \delta \omega](e_3 \cdot q)(e_3 \times q)k \\ &+ [(e_3 \times q) \cdot \delta \dot{\omega}](e_3 \cdot q)(e_3 \times q)k \\ &+ [(e_3 \times q) \cdot \delta \omega][(e_3 \cdot \dot{q})(e_3 \times q)k \\ &+ (e_3 \cdot q)(e_3 \times \dot{q})k + (e_3 \cdot q)(e_3 \times q)k], \end{aligned} \quad (\text{A,88})$$

The first line is higher order term based on the derivations at (A,87) and (A,75). The last line is also higher order term based on the derivations at (A,79) and $\hat{\xi}$ becomes

$$\begin{aligned} \dot{\hat{\xi}} &= \delta \dot{\omega} + \mathfrak{g}(\xi, \delta \omega) \\ &+ [(e_3 \cdot q)(e_3 \times q)k][\delta \omega(e_3 \times \dot{q}) \\ &+ (e_3 \times \dot{q}) \cdot \delta \omega + (e_3 \times q) \cdot \delta \dot{\omega}] \\ &+ \delta \omega(e_3 \cdot \dot{q}) \frac{\sin^{-1}(\|e_3 \times q\|)}{\|e_3 \times q\|}. \end{aligned} \quad (\text{A,89})$$

We can show that the last line is higher order term as follow

$$\begin{aligned} e_3 \cdot \dot{q} &= e_3 \cdot (\delta \omega \times q) = -\delta \omega \cdot (e_3 \times q) \\ &= \hat{e}_3^2 \xi \cdot \delta \omega + \mathfrak{g}(\xi) = \mathfrak{g}(\xi, \delta \omega), \end{aligned} \quad (\text{A,90})$$

and

$$\delta \omega \cdot (e_3 \times \dot{q}) = \delta \omega \cdot (\delta \omega(e_3 \cdot q) - q(e_3 \cdot \delta \omega)) = \mathfrak{g}(\xi, \delta \omega), \quad (\text{A,91})$$

and

$$\begin{aligned} (e_3 \times q) \cdot \delta \dot{\omega} &= (-\hat{e}_3^2 \xi + \mathfrak{g}(\xi)) \cdot \delta \dot{\omega} \\ &= -\hat{e}_3^2 \xi \cdot \delta \dot{\omega} + \mathfrak{g}(\xi) = \mathfrak{g}(\xi, \delta \omega), \end{aligned} \quad (\text{A,92})$$

so $\hat{\xi}$ becomes

$$\dot{\hat{\xi}} = \delta \dot{\omega} + \mathfrak{g}(\xi, \delta \omega), \quad (\text{A,93})$$

or

$$\delta \dot{\omega} = \dot{\hat{\xi}} - \mathfrak{g}(\xi, \delta \omega). \quad (\text{A,94})$$

REFERENCES

- [1] L. Cicolani, G. Kanning, and R. Synnestvedt, "Simulation of the dynamics of helicopter slung load systems," *Journal of the American Helicopter Society*, vol. 40, no. 4, pp. 44–61, 1995.
- [2] M. Bernard, "Generic slung load transportation system using small size helicopters," in *Proceedings of the International Conference on Robotics and Automation*, 2009, pp. 3258–3264.
- [3] I. Palunko, P. Cruz, and R. Fierro, "Agile load transportation," *IEEE Robotics and Automation Magazine*, vol. 19, no. 3, pp. 69–79, 2012.
- [4] N. Michael, J. Fink, and V. Kumar, "Cooperative manipulation and transportation with aerial robots," *Autonomous Robots*, vol. 30, pp. 73–86, 2011.
- [5] I. Maza, K. Kondak, M. Bernard, and A. Ollero, "Multi-UAV cooperation and control for load transportation and deployment," *Journal of Intelligent and Robotic Systems*, vol. 57, pp. 417–449, 2010.
- [6] D. Mellinger, M. Shomin, N. Michael, and V. Kumar, "Cooperative grasping and transport using multiple quadrotors," *Distributed Autonomous Robotic Systems, Springer Tracts in Advanced Robotics*, vol. 83, pp. 545–558, 2013.
- [7] D. Zamoski, G. Starr, J. Wood, and R. Lumia, "Rapid swing-free transport of nonlinear payloads using dynamic programming," *Journal of Dynamic Systems, Measurement, and Control*, vol. 130, no. 4, p. 041001, June 2008.
- [8] J. Schultz and T. Murphey, "Trajectory generation for underactuated control of a suspended mass," in *IEEE International Conference on Robotics and Automation*, May 2012, pp. 123–129.
- [9] I. Palunko, R. Fierro, and P. Cruz, "Trajectory generation for swing-free maneuvers of a quadrotor with suspended payload: A dynamic programming approach," in *IEEE International Conference on Robotics and Automation*, RiverCentre, Saint Paul, Minnesota, USA, May 14–18 2012.
- [10] T. Lee, M. Leok, and N. McClamroch, "Dynamics and control of a chain pendulum on a cart," in *Proceedings of the IEEE Conference on Decision and Control*, 2012, pp. 2502–2508.

- [11] F. Goodarzi, D. Lee, and T. Lee, “Geometric stabilization of quadrotor UAV with a payload connected by flexible cable,” *ArXiv*, 2013. [Online]. Available: <http://arxiv.org/abs/1309.6717v3>
- [12] T. Lee, M. Leok, and N. McClamroch, “Geometric tracking control of a quadrotor UAV on $SE(3)$,” in *Proceedings of the IEEE Conference on Decision and Control*, 2010, pp. 5420–5425.
- [13] —, “Nonlinear robust tracking control of a quadrotor UAV on $SE(3)$,” *Asian Journal of Control*, vol. 15, no. 2, pp. 391–408, Mar. 2013.
- [14] F. Goodarzi, D. Lee, and T. Lee, “Geometric nonlinear PID control of a quadrotor UAV on $SE(3)$,” in *Proceedings of the European Control Conference*, Zurich, Jul. 2013.
- [15] F. Goodarzi and T. L. D. Lee, “Geometric stabilization of a quadrotor UAV with a payload connected by flexible cable,” in *Proceedings of the American Control Conference*, Portland, OR, 2014, pp. 4925–4930.
- [16] T. Lee, “Computational geometric mechanics and control of rigid bodies,” Ph.D. dissertation, University of Michigan, 2008.
- [17] T. Lee, M. Leok, and N. H. McClamroch, “Lagrangian mechanics and variational integrators on two-spheres,” *International Journal for Numerical Methods in Engineering*, vol. 79, no. 9, pp. 1147–1174, 2009.
- [18] H. Khalil, *Nonlinear Systems*, 2nd Edition, Ed. Prentice Hall, 1996.
- [19] T. Fernando, J. Chandiramani, T. Lee, and H. Gutierrez, “Robust adaptive geometric tracking controls on $SO(3)$ with an application to the attitude dynamics of a quadrotor uav,” in *Proceedings of the IEEE Conference on Decision and Control*, 7380-7385, Ed., 2011.



Farhad A. Goodarzi received B.S. and M.S. degrees in Mechanical Engineering from Sharif University and Santa Clara University, CA in 2009 and 2011. Currently a Ph.D. candidate in ME department at The George Washington University. His research interests include control of complex systems and its application such as autonomous load transportation using multiple quadrotors.



Daewon Lee received the B.S., M.S. and Ph.D. degrees in Mechanical Engineering from Seoul National University. He is currently a Post doctoral fellow in mechanical and aerospace engineering department at The George Washington University. His research interests include control theory and its application to control of the quadrotor UAV's.



Taeyoung Lee is an assistant professor of the Department of Mechanical and Aerospace Engineering at the George Washington University. He received his doctoral degree in Aerospace Engineering and his master's degree in Mathematics at the University of Michigan in 2008. His research interests include computational geometric mechanics and control of complex systems.

plex systems.