

# Influence of temperature dependent shear viscosity on elliptic flow at back- and forward rapidities in ultrarelativistic heavy-ion collisions

E. Molnár,<sup>1,2</sup> H. Holopainen,<sup>2</sup> P. Huovinen,<sup>2,3</sup> and H. Niemi<sup>4,5</sup>

<sup>1</sup>*MTA-DE Particle Physics Research Group, H-4010 Debrecen, P.O. Box 105, Hungary*

<sup>2</sup>*Frankfurt Institute for Advanced Studies, Ruth-Moufang-Strasse 1, D-60438 Frankfurt am Main, Germany*

<sup>3</sup>*Institut für Theoretische Physik, Johann Wolfgang Goethe-Universität,*

*Max-von-Laue-Strasse 1, D-60438 Frankfurt am Main, Germany*

<sup>4</sup>*Department of Physics, University of Jyväskylä,*

*P.O. Box 35 (YFL), FI-40014 University of Jyväskylä, Finland*

<sup>5</sup>*Helsinki Institute of Physics, P.O. Box 64, FI-00014 University of Helsinki, Finland*

(Dated: March 15, 2018)

We explore the influence of a temperature-dependent shear viscosity over entropy density ratio  $\eta_s/s$  on the azimuthal anisotropies  $v_2$  and  $v_4$  of hadrons at various rapidities. We find that in Au + Au collisions at full Relativistic Heavy Ion Collider energy,  $\sqrt{s_{NN}} = 200$  GeV, the flow anisotropies are dominated by hadronic viscosity at all rapidities, whereas in Pb + Pb collisions at the Large Hadron Collider energy,  $\sqrt{s_{NN}} = 2760$  GeV, the flow coefficients are affected by the viscosity in both the plasma and hadronic phases at midrapidity, but the further away from midrapidity, the more dominant the hadronic viscosity becomes. We find that the centrality and rapidity dependence of the elliptic and quadrangular flows can help to distinguish different parametrizations of  $(\eta_s/s)(T)$ . We also find that at midrapidity the flow harmonics are almost independent of the decoupling criterion, but show some sensitivity to the criterion at back- and forward rapidities.

## I. INTRODUCTION

Determining the transport properties of the quark-gluon plasma (QGP) formed in ultrarelativistic nuclear collisions [1] is nowadays one of the main goals in high-energy nuclear physics. Fluid-dynamical models indicate a very low shear viscosity to entropy density ratio  $\eta_s/s^1$ , when tuned to reproduce the azimuthal anisotropies of the transverse momentum distributions of observed hadrons. For recent reviews see, for example, Refs. [2–4]. The values favored by state-of-the-art calculations are in the vicinity of the conjectured lower limit for shear viscosity,  $\eta_s/s = 1/(4\pi)$ , based on the anti-de Sitter/conformal field theory (AdS/CFT) correspondence [5]. For example, the values found in Ref. [6] are  $\eta_s/s = 0.12$  for collisions at the Relativistic Heavy-Ion Collider (RHIC) at Brookhaven National Laboratory, and  $\eta_s/s = 0.2$  at the Large Hadron Collider (LHC) at CERN.

The values quoted above were obtained using a constant  $\eta_s/s$  ratio during the entire evolution of the system. For a physical system  $\eta_s/s$  depends at least on temperature [7] and on baryon density [8]. A constant value of  $\eta_s/s$  represents only an effective average over the entire space-time evolution of the system. The slightly larger effective  $\eta_s/s$  obtained for collisions at the LHC, *i.e.*, at larger collision energy, thus may be interpreted as an indication of the temperature dependence of  $\eta_s/s$  [9, 10]. Unfortunately, extracting the temperature dependence of  $\eta_s/s$  from the experimental data is a challenging problem.

In our previous works [11–13], we have studied the consequences of relaxing the assumption of a constant  $\eta_s/s$ . We found that the relevant temperature region where the shear viscosity affects the elliptic flow most varies with the collision energy. At RHIC the most relevant region is around and below the QCD transition temperature, while for higher collision energies the temperature region above the transition becomes more and more important. To constrain the temperature dependence of  $\eta_s/s$  better, it would thus be necessary to find observables which are sensitive to the shear viscosity at different stages of the evolution of a single collision.

In this work we relax the assumption of boost invariance of our earlier works, solve the evolution equations numerically in all three dimensions, and study whether the azimuthal anisotropies have similar dependence on  $(\eta_s/s)(T)$  at all rapidities. If not, the measurements of  $v_n$  at back- and forward rapidities could bring further constraints to  $(\eta_s/s)(T)$ .

We also approach the problem of extracting the temperature dependence of  $\eta_s/s$  in a fashion similar to Ref. [9]: We tune different parametrizations to reproduce the anisotropies at one collision energy and centrality, and check whether anisotropies at different centralities, rapidities, and collision energies can distinguish between these parametrizations.

Furthermore, we check the sensitivity of our results to different decoupling criteria. To this end we carry out the calculations using a dynamical freeze-out criterion, *i.e.*, freeze-out at constant Knudsen number [14–16], and compare the results to those obtained using the conventional freeze-out at constant temperature.

In the following we describe the structure and freeze-out in our (3+1)-dimensional dissipative fluid dynamical model in Sec. II, and the parameters in our calculations

---

<sup>1</sup> In this work  $\eta_s$  denotes the coefficient of shear viscosity,  $\eta_{ch}$  the pseudorapidity, and  $\eta$  the space-time rapidity.

in Sec. III. Section IV contains the comparison of our results with experimental data, while in Secs. V and VI we discuss whether it is possible to distinguish the details of different parametrizations of  $(\eta_s/s)(T)$ , as well as the effects of a dynamical freeze-out criterion. We summarize our results in Sec. VII.

Specific details of the fluid-dynamical equations are relegated to Appendix A. The numerical algorithm and details of our implementation, and the numerical accuracy of our code, are discussed in Appendices B, and C, respectively.

In this work we use natural units  $\hbar = c = k = 1$ .

## II. FLUID DYNAMICS

### A. Equations of motion

Relativistic fluid dynamics corresponds to the local conservation of energy-momentum and net-charge currents (if any),

$$\partial_\mu T^{\mu\nu} = 0, \quad \partial_\mu N_i^\mu = 0, \quad (1)$$

where  $T^{\mu\nu}$  is the energy-momentum tensor and  $N_i^\mu$  are the net-charge four-currents.

These macroscopic fields can be decomposed with respect to the fluid flow velocity defined by Landau and Lifshitz [17],  $u^\mu = T^{\mu\nu}u_\nu/e$ , as

$$T^{\mu\nu} = eu^\mu u^\nu - P\Delta^{\mu\nu} + \pi^{\mu\nu}, \quad (2)$$

$$N_i^\mu = n_i u^\mu + V_i^\mu, \quad (3)$$

where  $e = T^{\mu\nu}u_\mu u_\nu$ , and  $n_i = N_i^\mu u_\mu$  are the energy and net-charge densities in the local rest frame, respectively,  $P = -T^{\mu\nu}\Delta_{\mu\nu}/3$  is the isotropic pressure, and  $V_i^\mu = N_i^\alpha \Delta_\alpha^\mu$  are the charge diffusion currents. The shear-stress tensor,  $\pi^{\mu\nu} = T^{(\mu\nu)}$ , is the traceless and orthogonal part of the energy-momentum tensor. With the  $(+, -, -, -)$  convention for the metric tensor  $g^{\mu\nu}$ , the projection tensor is  $\Delta^{\mu\nu} = g^{\mu\nu} - u^\mu u^\nu$ . The angular brackets  $\langle \rangle$  denote an operator leading to the symmetric, traceless, and orthogonal to the flow velocity part of a tensor:  $T^{(\mu\nu)} = \left[ \frac{1}{2} \left( \Delta_\alpha^\mu \Delta_\beta^\nu + \Delta_\beta^\mu \Delta_\alpha^\nu \right) - \frac{1}{3} \Delta^{\mu\nu} \Delta_{\alpha\beta} \right] T^{\alpha\beta}$ .

Landau's matching condition allows one to associate the rest-frame densities with their equilibrium values,  $e = e_0(T, \{\mu_i\})$ , and  $n_i = n_{i,0}(T, \{\mu_j\})$ . The difference between the isotropic and equilibrium pressures defines the so-called bulk viscosity,  $\Pi = P - P_0$ .

Equations (2) and (3) can be closed by providing an equation of state (EoS), together with the equations determining the evolution of dissipative quantities  $\pi^{\mu\nu}$ ,  $\Pi$ , and  $V_i^\mu$ . These quantities represent the dissipative forces in the system as well as deviations from the local thermal equilibrium. In the Navier-Stokes approximation they are linearly proportional to the gradients of velocity and temperature, with proportionality coefficients for shear viscosity  $\eta_s(T, \{\mu_i\})$ , bulk viscosity  $\zeta(T, \{\mu_i\})$ ,

and charge diffusion  $\kappa_i(T, \{\mu_j\})$  quantifying the transport properties of the matter.

It is well known that the bulk viscosity coefficient of a relativistic gas is about three orders of magnitude smaller than its shear viscosity coefficient, and vanishes in the ultrarelativistic limit [18]. However, it is still important for relativistic systems around phase transitions; therefore, even if the bulk viscosity is negligible in the QGP-phase, it may be large near and below the phase transition [19]. A large bulk viscosity at those stages may or may not have a significant effect on the observables [20–25]. Since disentangling the effects of shear and bulk on the observed spectra is difficult, and beyond the scope of this work, we adopt the approach of Ref. [21]. We assume that bulk viscosity is large only in the vicinity of the QCD phase transition but due to the critical slowing down its effect is so small that it can be safely ignored.

At midrapidity the matter formed in ultrarelativistic collisions at RHIC and at the LHC is to a good approximation net-baryon free, and thus in boost-invariant calculations it has been an excellent approximation to neglect all conserved charges. Since in this study we want to investigate the back- and forward rapidity regions of the system where net-baryon density is finite, in principle we should include the net-baryon current and baryon charge diffusion in the description of the system. However, the baryon charge diffusion in a QGP as well as in a hadron gas is largely unknown at the moment. Also, at low values of net-baryon density where the lattice QCD results [26, 27] can be used, the effect of the finite density on the EoS is small [28]. Therefore, to simplify the description of the system, and to allow us to concentrate solely on the effects of shear viscosity on the spectra, we ignore the finite baryon charge in the fluid as well. Thus we are left with the shear-stress tensor  $\pi^{\mu\nu}$  as the only dissipative quantity in the system.

In so-called second-order or causal fluid-dynamical theories by Müller and by Israel and Stewart [29–31] the dissipative quantities fulfill certain coupled relaxation equations. Here we recall the relaxation equation for the shear-stress tensor obtained from the relativistic Boltzmann equation [32–34],

$$\begin{aligned} \tau_\pi D\pi^{\mu\nu} &= 2\eta_s \sigma^{\mu\nu} - \pi^{\mu\nu} - \tau_\pi (\pi^{\lambda\mu} u^\nu + \pi^{\lambda\nu} u^\mu) Du_\lambda \\ &\quad - \delta_{\pi\pi} \pi^{\mu\nu} \theta - \tau_{\pi\pi} \pi_\lambda^{\langle\mu} \sigma^{\nu\rangle\lambda} \\ &\quad + 2\tau_\pi \pi_\lambda^{\langle\mu} \omega^{\nu\rangle\lambda} + \varphi_\tau \pi_\lambda^{\langle\mu} \pi^{\nu\rangle\lambda}. \end{aligned} \quad (4)$$

Here  $\tau_\pi$  is the shear-stress relaxation time,  $D\pi^{\mu\nu} = u^\alpha \pi_{;\alpha}^{\mu\nu}$  denotes the time derivative,  $\theta$  the expansion rate,  $\sigma^{\mu\nu}$  the shear tensor and  $\omega^{\mu\nu}$  the vorticity. The other coefficients can be calculated self-consistently from microscopic theory and, for example, in case of an ultrarelativistic massless Boltzmann gas we obtain, in the 14-moment approximation,  $\tau_\pi = \frac{5}{3} \lambda_{mfp}$ ,  $\delta_{\pi\pi} = (4/3) \tau_\pi$ ,  $\tau_{\pi\pi} = (10/7) \tau_\pi$ , while  $\varphi_\tau = (9/70) / P_0$ , where  $\lambda_{mfp}$  is the mean free path between collisions. For QCD these coefficients are mostly unknown; however, for high-temperature QCD matter the coefficients given above

may be acceptable as a first approximation.

For the sake of simplicity we ignore the last two terms in Eq. (4). This is justified since the relative contribution of the  $\varphi_7$  coefficient was shown to be negligible compared to the others [34]. Similarly, we have observed that the term proportional to the vorticity has little effect on the overall evolution of the system, and is thus omitted from the final calculations shown here.

### B. The freeze-out stage

During the fluid-dynamical evolution the system cools and dilutes due to the expansion, and consequently the microscopic rescattering rate of particles,  $\Gamma \sim n\sigma \simeq \lambda_{mfp}^{-1}$ , decreases, until the rescatterings cease and particles stream freely toward detectors. The transition from an (almost) equilibrated fluid to free-streaming particles is a gradual process, but since implementing such a gradual process into a fluid-dynamical description is very complicated [35, 36], it is usually assumed to take place on an infinitesimally thin space-time layer, on the so-called freeze-out surface. Therefore the total number of particles crossing the surface  $\Sigma$ , with a normal vector  $d^3\Sigma_\mu$  pointing outward, leads to the following invariant distribution of particles emitted from the fluid, known as the Cooper-Frye formula [37]:

$$E \frac{d^3N}{d^3p} = \int_\Sigma d^3\Sigma_\mu(x) p^\mu f(x, p), \quad (5)$$

where  $p^\mu = (E, \mathbf{p})$  denotes the four-momentum, while  $f(x, p)$  is the phase-space distribution function of particles on the surface.

To apply the Cooper-Frye formula, we need an appropriate criterion for choosing the surface  $\Sigma$ . Since scattering rates strongly depend on temperature, the usual approach is to assume the freeze-out to take place on a surface of constant temperature or energy density. However, it has been argued that it would be more physical to assume that the freeze-out happens when the average scattering rate is roughly equal to the expansion rate of the system [38].

This latter, so-called dynamical freeze-out, criterion can be expressed in terms of the Knudsen number,  $\text{Kn}$ , which is the ratio of a characteristic microscopic time or length scale, such as  $\lambda_{mfp}$ , and a characteristic macroscopic scale of the fluid, such as the inverse of the local gradients,  $L^{-1} \approx \partial_\mu$ . In terms of the Knudsen number the dynamical freeze-out criterion is  $\text{Kn} \approx 1$ , which has occasionally been used in ideal fluid calculations [15, 16, 39, 40], but for viscous fluids it is more appropriate to use the relaxation time(s) of dissipative quantity(ies) as the microscopic scale, since they appear naturally in the evolution equations for dissipative quantities [32].

In most of our calculations we use the conventional constant-temperature freeze-out, but to evaluate how

sensitive our results are to the particular freeze-out criterion, and to the freeze-out description in general, we also do the calculations assuming freeze-out at constant Knudsen number. We take the relaxation time of shear stress,  $\tau_\pi$ , as the microscopic scale, and the inverse of the expansion rate of the system,  $\theta^{-1}$ , as the macroscopic scale. Thus we get a local Knudsen number of

$$\text{Kn} = \tau_\pi \theta. \quad (6)$$

Since the Knudsen number can be evaluated in many different ways [14], we do not insist on freeze-out at  $\text{Kn} = 1$ , but treat the freeze-out Knudsen number as a free parameter chosen to reproduce rapidity and  $p_T$  distributions of experimental data. To avoid pathologies encountered in Refs. [14, 15], we also require that the dynamical freeze-out takes place below a temperature of  $T = 180$  MeV and above  $T = 80$  MeV.

To evaluate the distributions on the freeze-out surface, we assume that the distribution of particles for each species  $i$ , *i.e.*,  $f_i(x, p)$ , is given by the well-known Grad's 14-moment ansatz, which includes corrections  $\delta f_i$  (shear viscosity only) to the local equilibrium distribution function as

$$f_i(x, p) \equiv f_{0i} + \delta f_i = f_{0i} \left[ 1 + \left( 1 \mp \tilde{f}_{0i} \right) \frac{p_i^\mu p_i^\nu \pi_{\mu\nu}}{2T^2 (e + p)} \right], \quad (7)$$

where  $f_{0i}$  is the local equilibrium distribution function,

$$f_{0i}(x, p) = \frac{g_i}{(2\pi)^3} \left[ \exp \left( \frac{p_i^\mu u_\mu - \mu_i}{T} \right) \pm 1 \right]^{-1}, \quad (8)$$

and  $\tilde{f}_{0i} = (2\pi)^3 f_{0i}/g_i$ . We also include the contribution from all strong and electromagnetic two- and three-particle decays of the hadronic resonances up to a mass of 2 GeV mass to the final particle distributions.

The flow anisotropies are defined from a Fourier decomposition of the particle spectra as

$$E \frac{d^3N}{d^3p} = \frac{d^2N}{2\pi p_T dp_T dy_p} \left( 1 + 2 \sum_{n=1}^{\infty} v_n \cos n(\phi - \Psi_n) \right), \quad (9)$$

where  $y_p = \frac{1}{2} \ln [(p^0 + p^z)/(p^0 - p^z)]$  is the rapidity of the particle,  $p_T = \sqrt{p_x^2 + p_y^2}$  its transverse momenta, and  $\Psi_n$  is the event plane for coefficient  $v_n$ . The Fourier coefficients  $v_n = v_n(p_T, y_p)$  are the differential flow components. In this work the differential and integrated  $v_n$  are calculated using the event-plane method.

### III. PARAMETERS

We mostly implement the parametrization used in Refs. [11, 13], but retune the parameter values, and generalize it for a (3+1)-dimensional non-boost-invariant case.

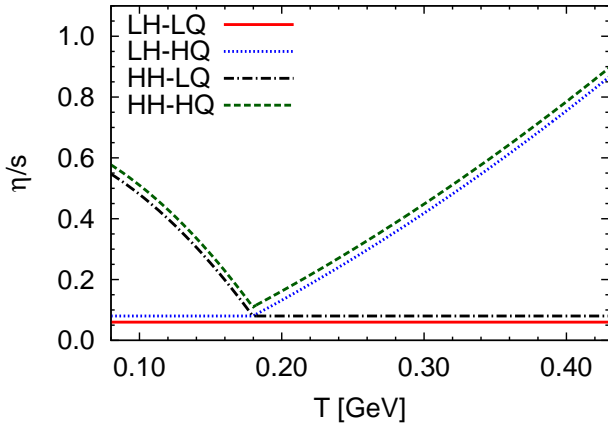


FIG. 1. (Color online) Different parametrizations of  $\eta_s/s$  as a function of temperature. The LH-LQ line has been shifted downward and the HH-HQ upward for better visibility.

### A. Equation of state

For the EoS we use the *s95p*-PCE-v1 parametrization of lattice QCD results at zero net-baryon density [41]. The high-temperature part of the EoS is given by the hotQCD Collaboration [42, 43] and it is smoothly connected to the low-temperature part described as a hadron resonance gas, where resonances up to a mass of 2 GeV are included. The hadronic part includes a chemical freeze-out at  $T_{\text{chem}} = 150$  MeV where all stable particle ratios are fixed [44–46]. Since the construction of the EoS assumes that the entropy per particle is conserved after chemical freeze-out, the small (approximately 1%) entropy increase during the viscous hydrodynamical evolution below  $T_{\text{chem}}$  leads to a small increase in particle yields too.

### B. Transport coefficients

As in our earlier works [11–13], we use four different parametrizations of the temperature-dependent shear viscosity over entropy ratio, see Fig. 1:

- LH-LQ, in which  $(\eta_s/s)(T) = 0.08$  for all temperatures;
- LH-HQ, in which  $(\eta_s/s)(T) = 0.08$  for the hadronic phase, while above  $T_{tr}$  the viscosity to entropy ratio increases according to

$$\begin{aligned} (\eta_s/s)(T)_{\text{QGP}} & \\ &= -0.289 + 0.288 \frac{T}{T_{tr}} + 0.0818 \left( \frac{T}{T_{tr}} \right)^2 ; \end{aligned} \quad (10)$$

- HH-LQ, in which, in the hadronic phase below  $T_{tr}$ ,

$$\begin{aligned} (\eta_s/s)(T)_{\text{HRG}} & \\ &= 0.681 - 0.0594 \frac{T}{T_{tr}} - 0.544 \left( \frac{T}{T_{tr}} \right)^2 , \end{aligned} \quad (11)$$

while in the QGP-phase  $(\eta_s/s)(T) = 0.08$ ;

- HH-HQ, in which we use  $(\eta_s/s)(T)_{\text{HRG}}$  and  $(\eta_s/s)(T)_{\text{QGP}}$  for the hadronic and QGP phases, respectively.

Unless stated otherwise, the value of  $\eta_s/s$  at the transition temperature,  $T_{tr} = 180$  MeV, is  $(\eta_s/s)(T_{tr}) = 0.08$ . This is a close approximation to the lower bound conjectured in the framework of the AdS/CFT correspondence [5]. For all parametrizations the relaxation time for the shear-stress tensor is

$$\tau_\pi = 5 \frac{\eta_s}{e + p}. \quad (12)$$

For the sake of comparison, we also do the calculations using zero shear viscosity, *i.e.*, an ideal fluid.

### C. The initial state

In this work we ignore the effects of event-by-event fluctuations [47, 48], and generalize a simple optical Glauber model [49] for a non-boost-invariant initial state. In different variants of the Glauber model the initial energy density in the transverse plane at midrapidity and at initial time  $\tau_0$  is given as a function of the density of binary collisions,  $n_{BC}(x, y, b)$ , wounded nucleons,  $n_{WN}(x, y, b)$ , or both:

$$e_T(\tau_0, x, y, b) = C_e(\tau_0) f(n_{BC}, n_{WN}), \quad (13)$$

where the normalization constant  $C_e(\tau_0)$  is selected to reproduce the multiplicity measured in central collisions, and  $b$  is the impact parameter of the collision. In the following we use our BCfit parametrization [11, 13], where the energy density depends solely on the number of binary collisions:

$$f_{BC}(n_{BC}, n_{WN}) = n_{BC} + c_1 n_{BC}^2 + c_2 n_{BC}^3, \quad (14)$$

and the coefficients  $c_1$  and  $c_2$  are chosen to reproduce the observed centrality dependence of multiplicity.

In the optical Glauber model, the density of binary collisions on the transverse plane is calculated from

$$n_{BC}(x, y, b) = \sigma_{NN} T_A(x + b/2, y) T_B(x - b/2, y), \quad (15)$$

where  $\sigma_{NN}$  is the total nucleon-nucleon inelastic cross section, and  $T_{A/B}$  is the nuclear thickness function. As a cross section we use  $\sigma_{NN} = 42$  mb at RHIC [49, 50], and  $\sigma_{NN} = 64$  mb at the LHC [51]. As usual, we define the thickness function as

$$T_A(x, y) = \int_{-\infty}^{\infty} dz \rho_A(x, y, z), \quad (16)$$

where  $\rho_A$  is the Woods-Saxon nuclear density distribution,

$$\rho_A(\mathbf{r}) = \frac{\rho_0}{1 + \exp[(r - R_A)/d]}, \quad (17)$$

and  $\rho_0 = 0.17 \text{ fm}^{-3}$  is the ground-state nuclear density, and  $d = 0.54 \text{ fm}$  is the surface thickness. The nuclear radii  $R_A$  are calculated from  $R_A = 1.12A^{1/3} - 0.86/A^{1/3}$ , which gives  $R_{Au} \simeq 6.37 \text{ fm}$  and  $R_{Pb} \simeq 6.49 \text{ fm}$  ( $A_{Au} = 197$  and  $A_{Pb} = 208$ ).

Unfortunately there are very few theoretical constraints for the longitudinal structure of the initial state, since even the most sophisticated approaches to calculate the initial state from basic principles [52, 53] are restricted to midrapidity. Here we follow the simple approaches shown in Refs. [54–56], and in a similar fashion assume longitudinal scaling flow,  $v_z = z/t$ , *i.e.*,  $v_\eta = 0$ , and a constant energy density distribution around midrapidity [57], followed by exponential tails in both back- and forward directions. We parametrize the longitudinal energy density distribution as

$$e_L(\eta) = \exp\left(-2c_\eta \sqrt{1 + \frac{(|\eta| - \eta_0)^2}{2c_\eta \sigma_\eta^2}} \Theta(|\eta| - \eta_0) + 2c_\eta\right), \quad (18)$$

where  $\eta = \frac{1}{2} \ln[(t+z)/(t-z)]$  is the space-time rapidity, and  $\Theta(x)$  the Heaviside step function. Thus the normalized energy density distribution is

$$e(\tau_0, x, y, \eta, b) = e_T(\tau_0, x, y, b) e_L(\eta). \quad (19)$$

We are aware that there are more sophisticated approaches in the literature [22, 58–60], but since attempts to create more plausible longitudinal structures easily lead to a rapidity distribution of  $v_2$  which strongly deviates from the observed one [54], we leave the detailed study of the longitudinal structures for a later work.

Due to entropy production in dissipative fluids, the different parametrizations of  $\eta_s/s$  lead to different entropy production and therefore different final multiplicity of hadrons. Because most of the entropy is produced during the early stages of the expansion when the longitudinal gradients are largest [61], it is sufficient to adjust initial densities according to the entropy produced in the partonic phase. Further entropy production during the hadronic evolution turns out to represent only a small contribution in the final multiplicities and it is not corrected in our calculations.

At RHIC, we used as maximum energy density,  $e_0 = e(\tau_0, 0, 0, 0)$ , for

- an ideal fluid:  $e_0 = 17.0 \text{ GeV/fm}^3$ ,
- LH-LQ and HH-LQ:  $e_0 = 15.8 \text{ GeV/fm}^3$ ,
- LH-HQ and HH-HQ:  $e_0 = 14.9 \text{ GeV/fm}^3$ ,

while at the LHC we used for

- an ideal fluid:  $e_0 = 57.5 \text{ GeV/fm}^3$ ,
- LH-LQ and HH-LQ:  $e_0 = 54.5 \text{ GeV/fm}^3$ ,
- LH-HQ and HH-HQ:  $e_0 = 49.5 \text{ GeV/fm}^3$ .

Centrality (%)	RHIC $b$ (fm)	LHC $b$ (fm)
0-5	2.24	2.32
5-10	4.09	4.24
10-20	5.78	5.99
20-30	7.49	7.76
30-40	8.87	9.19
40-50	10.06	10.43

TABLE I. The average impact parameter  $b$  in each centrality class at RHIC and the LHC.

Note that these values are smaller than the ones given in Refs. [11, 13]. The main reason is that we used different data to fit the centrality dependence, and chose to fit the multiplicity as a function of centrality class, not as a function of number of participants, as was done in Refs. [11, 13]. This leads to different values of  $c_1$  and  $c_2$  parameters, and, consequently, the maximum density in a head-on collision (which practically never happens) is different even if the energy density at midrapidity at impact parameters  $b > 2 \text{ fm}$  is almost identical.

The parameters controlling the centrality dependence,  $c_1$  and  $c_2$  in Eq. (14), are  $c_1 = -0.035 \text{ fm}^{-2}$ , and  $c_2 = 0.00034 \text{ fm}^{-4}$  at RHIC, and  $c_1 = -0.02 \text{ fm}^{-2}$  and  $c_2 = 0.000175 \text{ fm}^{-4}$  at the LHC. The parameters in Eq. (18) defining the longitudinal structure are  $c_\eta = 4$  at RHIC and  $c_\eta = 2$  at the LHC, while  $\eta_0 = 2.0$  for the constant rapidity plateau for both. The width of the rapidity distribution is  $\sigma_\eta = 1.0$  at RHIC and  $\sigma_\eta = 1.8$  at the LHC. The average impact parameters in each centrality class are given in Table I.

If not stated otherwise the fluid-dynamical evolution is started at  $\tau_0 = 1 \text{ fm}/c$  proper time. The initial values for the transverse fluid velocity and shear-stress tensor are always set to zero. The value of the decoupling temperature or Knudsen number is indicated in the figures.

To obtain the final particle distributions we use the framework described in Ref. [62]. Thus we sample particle distributions to create “events” even if we are not doing event-by-event calculations, but use conventional averaged initial states. The particle spectra and other measurables at RHIC are obtained as an average over  $N_{ev} = 100\,000$  events, where the sampling is done over  $p_T = (0, 5.4) \text{ GeV}$  and  $\eta_{ch} = (-6.6, 6.6)$  with  $N_{pT} = 36$  and  $N_{\eta_{ch}} = 22$  bins. At the LHC the particle multiplicity is  $\simeq 2.5$  times larger than at RHIC; hence we average over  $N_{ev} = 40\,000$  events.

## IV. RESULTS AND COMPARISONS TO DATA

### A. Au+Au at $\sqrt{s_{NN}} = 200 \text{ GeV}$ at RHIC

We fix the parameters characterizing the initial state, Eqs. (13), (14), and (18), by comparison to the PHOBOS charged particle pseudorapidity distribution,  $dN_{ch}/d\eta_{ch}$ , at various centralities [63]. We present our results in

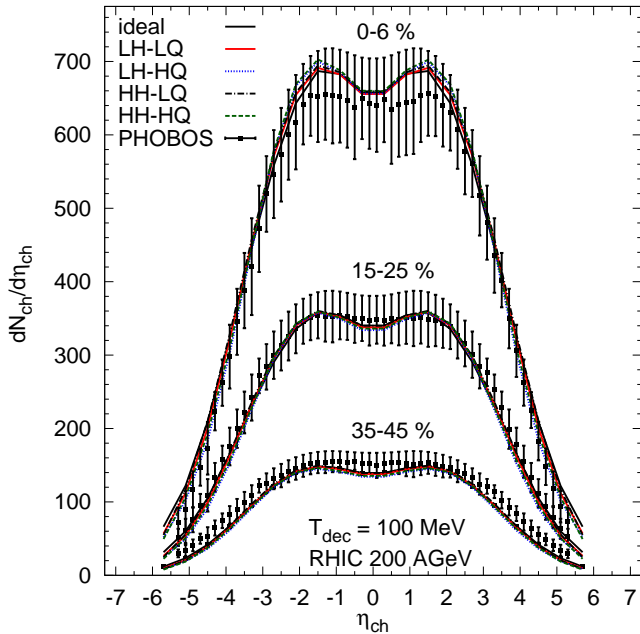


FIG. 2. (Color online) The charged particle pseudorapidity distribution  $dN_{ch}/d\eta_{ch}$ . Experimental data are from the PHOBOS Collaboration [63].

Fig. 2, where the calculations are shown for 0–5% centrality, and for the average of 10–20% and 20–30% as well as 30–40% and 40–50% centralities. This is in order to facilitate a comparison to the data taken at 0–6%, 15–25% and 35–45% centralities. As required, the final multiplicity and pseudorapidity distribution are well reproduced at all centralities for all parametrizations of the temperature-dependent shear viscosity to entropy density ratio. Here we once again stress the importance of fixing the initial energy density to compensate for the entropy production for different  $\eta_s/s$  parametrizations. Otherwise, for fixed initial densities, the larger the effective viscosity, the larger the entropy production and thus the final multiplicity.

The kinetic freeze-out temperature,  $T_{dec}$ , affects the charged particle pseudorapidity distribution very weakly. We have chosen  $T_{dec} = 100$  MeV by comparison to the pion, kaon and proton  $p_T$  spectra measured by the PHENIX Collaboration [64], and checked that if we use  $T_{dec} = 140$  MeV, the pseudorapidity distributions are still within error bars, and the change is on the same level as the differences due to different viscosities shown in Fig. 2. Such a weak dependence is not surprising: It is well known that in a chemically frozen system pion  $p_T$  distributions are weakly sensitive to the kinetic freeze-out temperature [65]. We now observe similar behavior in the longitudinal direction.

In Figs. 3, 4, and 5 we present the  $p_T$  spectra of positive pions, kaons, and protons, respectively, corresponding to centrality classes, 0–5%, 10–20% ( $\times 10^{-1}$ ), 20–30% ( $\times 10^{-2}$ ), 30–40% ( $\times 10^{-3}$ ), and 40–50% ( $\times 10^{-4}$ ). Here the multiplicative factors are applied (to both the-

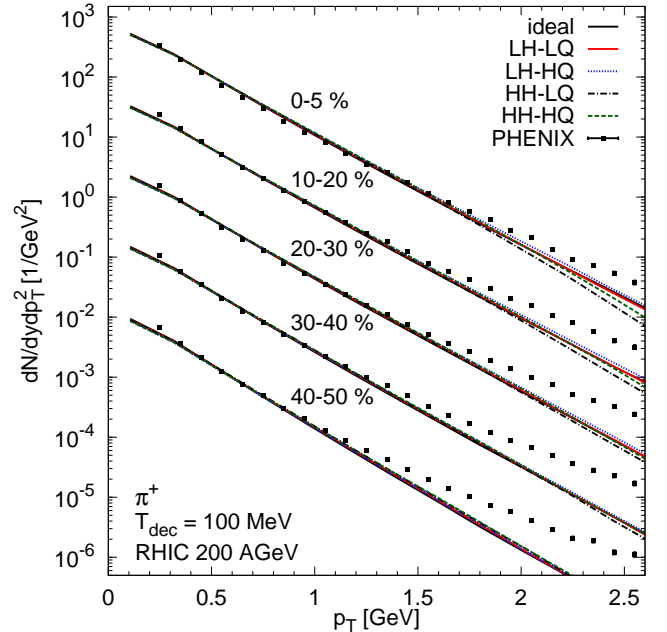


FIG. 3. (Color online) Transverse momentum spectra of positive pions at RHIC. Experimental data are from the PHENIX Collaboration [64].

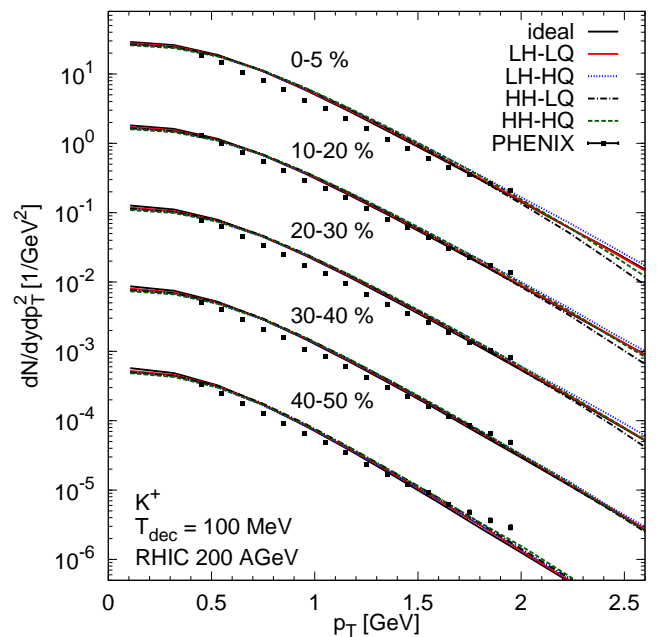


FIG. 4. (Color online) Transverse momentum spectra of positive kaons at RHIC. Experimental data are from the PHENIX Collaboration [64].

oretical and experimental points) for better visibility. The experimental data are from the PHENIX Collaboration [64].

As seen before in viscous calculations (*e.g.*, in Ref. [13]), the slopes of pion spectra are reasonably well reproduced up to  $p_T \simeq 1.5$  GeV for semicentral collisions, but the agreement recedes with increasing impact

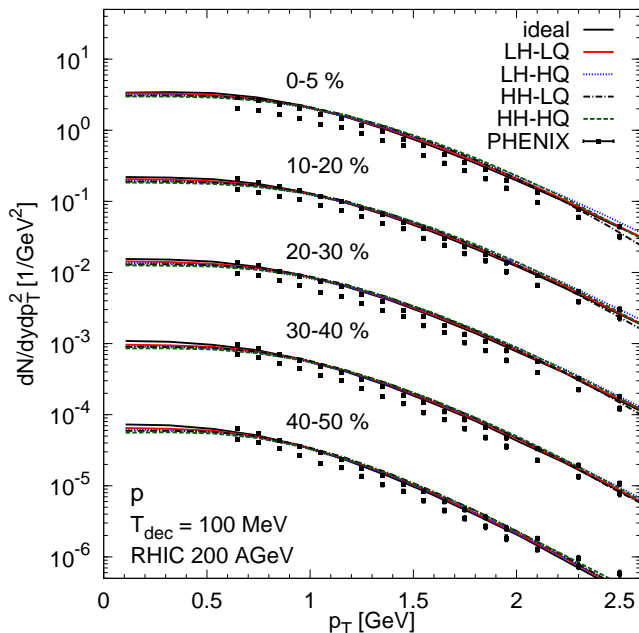


FIG. 5. (Color online) Transverse momentum spectra of protons at RHIC. Experimental data for protons (upper) and antiprotons (lower) are from the PHENIX Collaboration [64].

parameter. The kaon yields are overpredicted at all centralities, whereas the fit to proton spectra is slightly better than the fit to kaons. Since we do not include a finite baryochemical potential in our calculation, we are consistently overestimating the yields of heavy particles, which might imply the need for even lower chemical freeze-out temperature.

The pion spectra become flatter with increasing freeze-out temperature; hence for example for  $T_{dec} = 140$  MeV the theoretical calculations are in a better agreement at larger momenta, but overestimate the spectra around  $p_T \sim 1$  GeV. The slope of the proton spectra become steeper with increasing freeze-out temperature as well, and thus  $T_{dec} = 100$  MeV provides the best compromise.

As expected, after the initial densities are fixed to reproduce the yield, the slopes are practically unaffected by the different  $\eta_s/s$  parametrizations, and the corresponding  $\delta f_i$  in each case represents only a small correction compared to the thermal spectra.

In Figs. 6 and 7 the elliptic flow coefficient  $v_2$  at various centralities is shown as a function of transverse momentum  $p_T$ , and pseudorapidity  $\eta_{ch}$ . In Fig. 6 the experimental data are from the STAR Collaboration [66], whereas in Fig. 7 the average of 0–5% and 10–20% and of 10–20% and 20–30% events are compared to the data from the PHOBOS Collaboration for 3–15% and 15–25% centrality classes [67], and to the STAR Collaboration data in the 15–25% centrality class [68].

As expected, the  $p_T$  differential elliptic flow coefficient shows the behavior reported in Refs. [11, 13]: At RHIC the elliptic flow coefficient is very sensitive to viscosity in the hadronic phase but independent of the high-

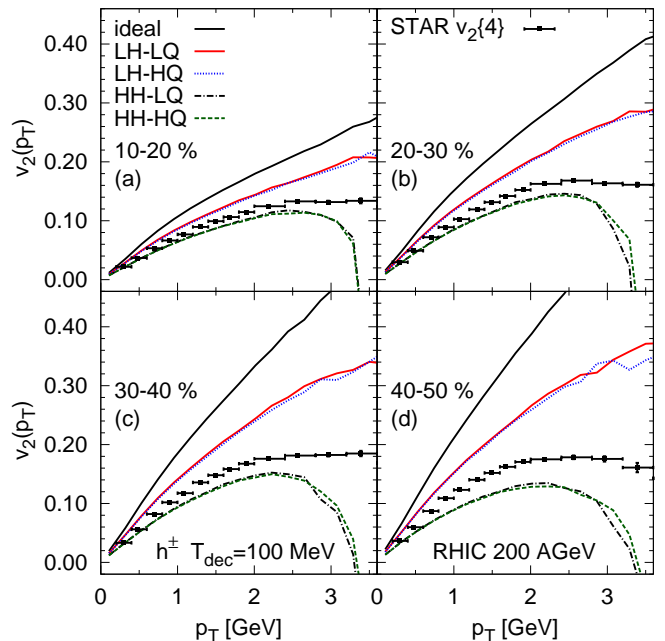


FIG. 6. (Color online) Charged hadron  $v_2(p_T)$  at RHIC. Experimental data are from the STAR Collaboration [66].

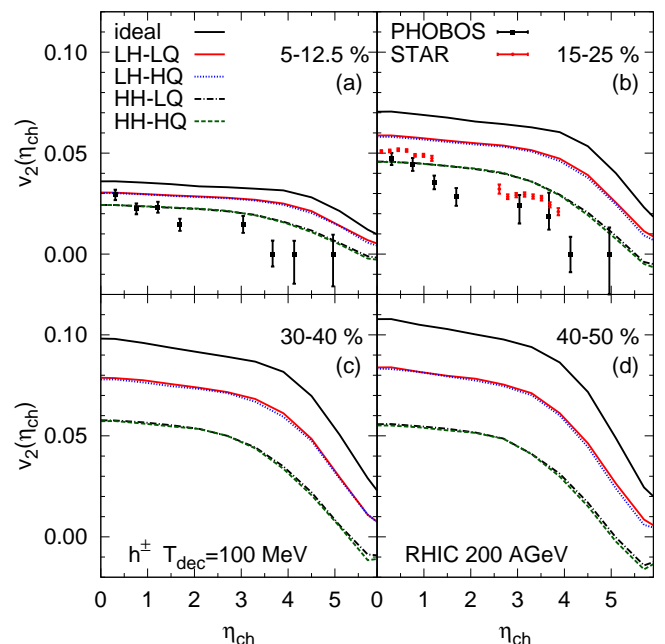


FIG. 7. (Color online) Charged hadron  $v_2(\eta_{ch})$  at RHIC. Experimental data are from the PHOBOS [67] and STAR [68] Collaborations.

temperature parametrization of the viscosity. The same observation also holds for the rapidity-dependent elliptic flow coefficient at all centrality classes. The dissipative reduction of  $v_2$  is quite independent of rapidity, and thus we cannot reproduce the shape of  $v_2(\eta_{ch})$  very well. On the other hand, slightly larger hadronic viscosity would further reduce  $v_2$ , and our result would be very close to the ideal fluid + UrQMD hybrid calculation of Ref. [69].

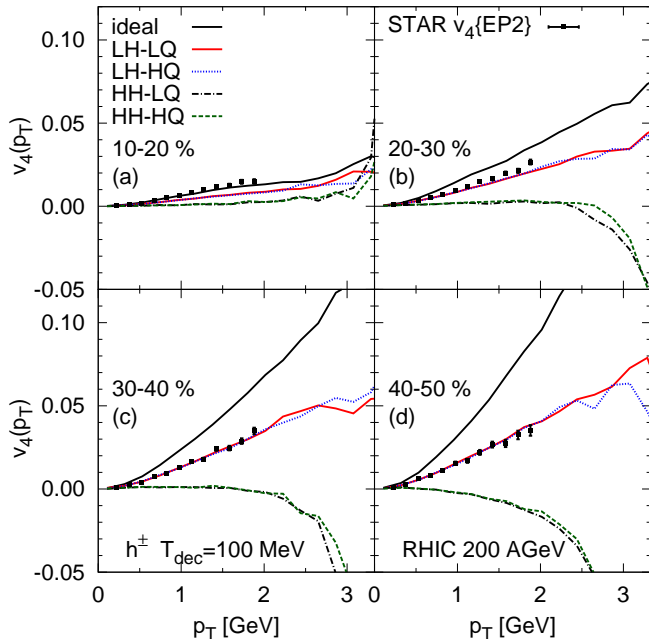


FIG. 8. (Color online) Charged hadron  $v_4(p_T)$  at RHIC. Experimental data are from the STAR Collaboration [68].

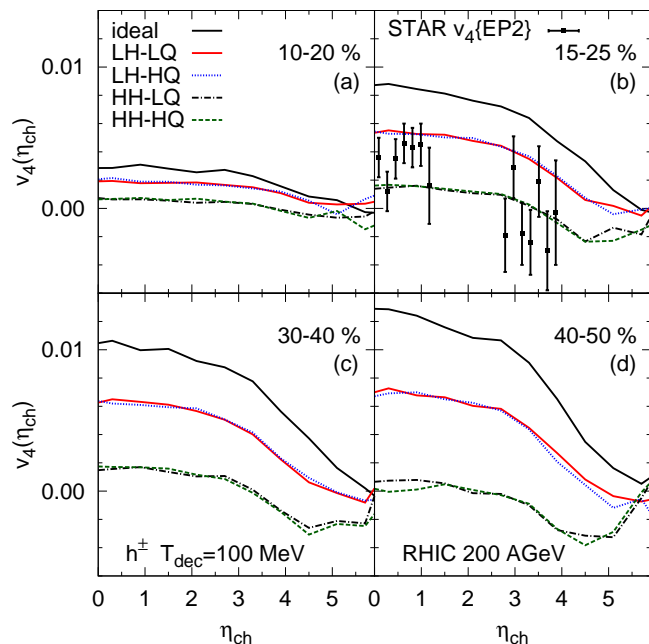


FIG. 9. (Color online) Charged hadron  $v_4(\eta_{ch})$  at RHIC. Experimental data are from the STAR Collaboration [68].

Similarly the  $v_4(p_T)$  and  $v_4(\eta_{ch})$  of charged hadrons in different centrality classes are compared to the experimental data from the STAR Collaboration [68] in Figs. 8 and 9. The  $v_4$  coefficient, both as a function of transverse momentum and as a function of pseudorapidity, complies with the previously made observations about the elliptic flow coefficient. As we have reported earlier [12, 13],  $v_4$  is sensitive to viscosity at even later stages of the evolution than  $v_2$ , and a large hadronic viscosity is sufficient

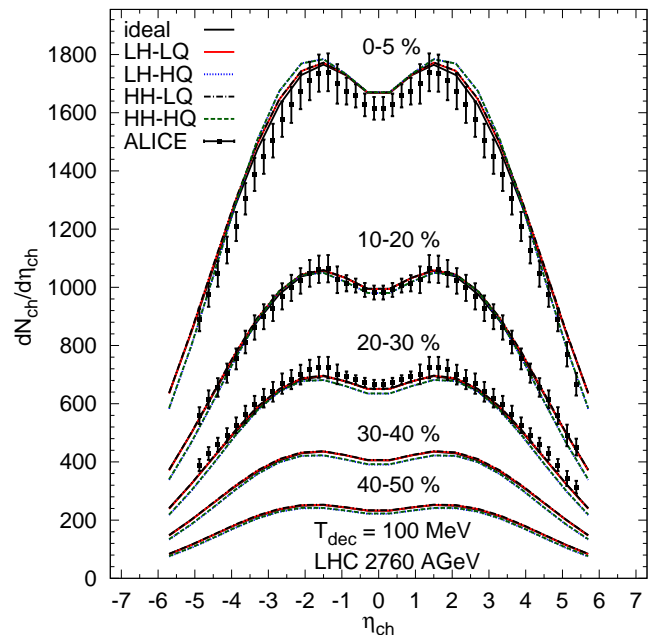


FIG. 10. (Color online) The charged particle pseudorapidity distribution  $dN_{ch}/d\eta_{ch}$  at the LHC. Experimental data are from the ALICE Collaboration [72].

to turn  $v_4(p_T)$  negative at quite low  $p_T$ . The comparison of Figs. 7 and 9 also shows the well-known fact that the larger the value of  $n$ , the stronger the viscous suppression of  $v_n$  [70, 71]. Viscosity has only a weak effect on the shapes of  $v_2(\eta_{ch})$  and  $v_4(\eta_{ch})$ , but quite interestingly the effect on the shapes is different for different coefficients: Increasing viscosity makes the (approximate) plateau in  $v_2(\eta_{ch})$  narrower but in  $v_4(\eta_{ch})$  wider.

From Fig. 8 it is apparent that the  $v_4(p_T)$  data favor the parametrizations with low hadronic viscosity unlike  $v_2(p_T)$ . However, we have to remember that the experimental data were obtained using different methods for  $v_2$  and  $v_4$ , *i.e.*, four-particle cumulant and mixed harmonic event-plane methods, whereas we use the event-plane method to evaluate all the harmonics. Another uncertainty is that event-by-event fluctuations cause a sizable fraction of  $v_4$ , but they are not included in our study. Thus we advise against drawing any conclusions about the favored  $(\eta_s/s)(T)$  from this particular result.

## B. Pb+Pb at $\sqrt{s_{NN}} = 2760$ GeV at the LHC

As at RHIC, we use the pseudorapidity distribution of charged particles to fix the initialization, and the  $p_T$  distributions of identified particles to fix the kinetic freeze-out temperature.

In Fig. 10 the charged particle pseudorapidity distribution  $dN_{ch}/d\eta_{ch}$  for different centrality bins are compared to the experimental data from the ALICE Collaboration [72]. The pseudorapidity distribution of charged particles reasonably matches the data for all centrality



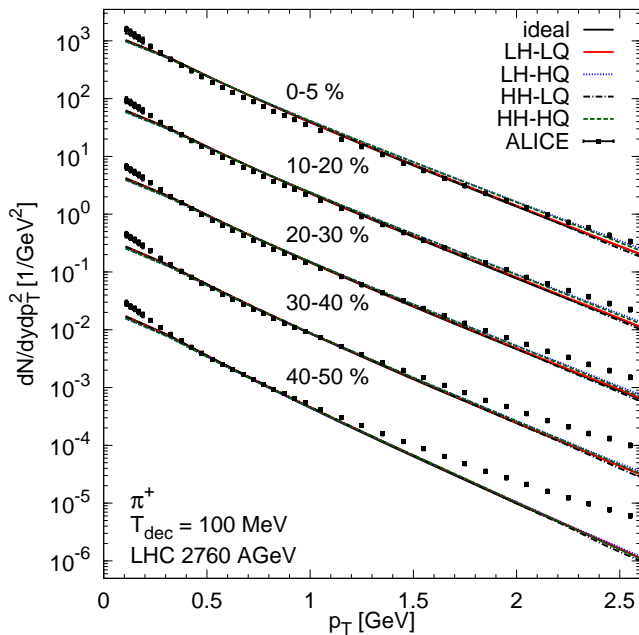


FIG. 11. (Color online) Transverse momentum spectra of positive pions at the LHC. Experimental data are from the ALICE Collaboration [73].

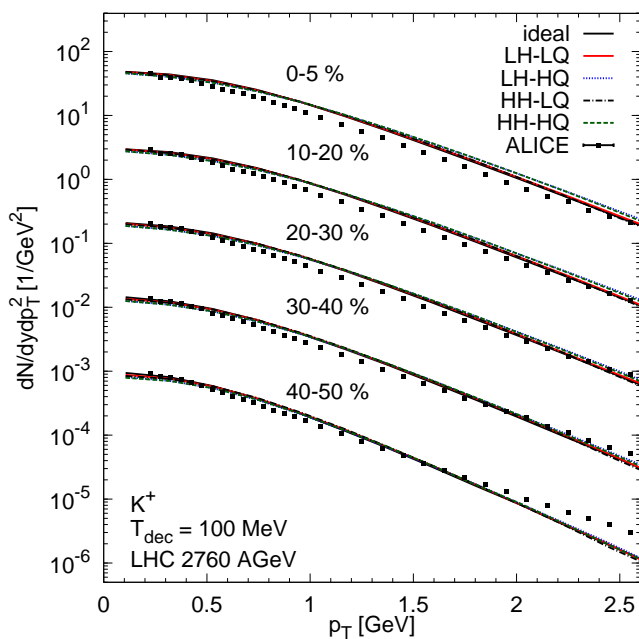


FIG. 12. (Color online) Transverse momentum spectra of positive kaons at the LHC. Experimental data are from the ALICE Collaboration [73].

classes given in the figure. Similarly as for RHIC we slightly overshoot the experimental results at the LHC for the most central collisions while we undershoot the peripheral ones. Moreover, as observed before, the pseudorapidity distributions of charged particles are insensitive to the chosen freeze-out temperature.

In Figs. 11, 12, and 13 we show the  $p_T$  spectra of pos-

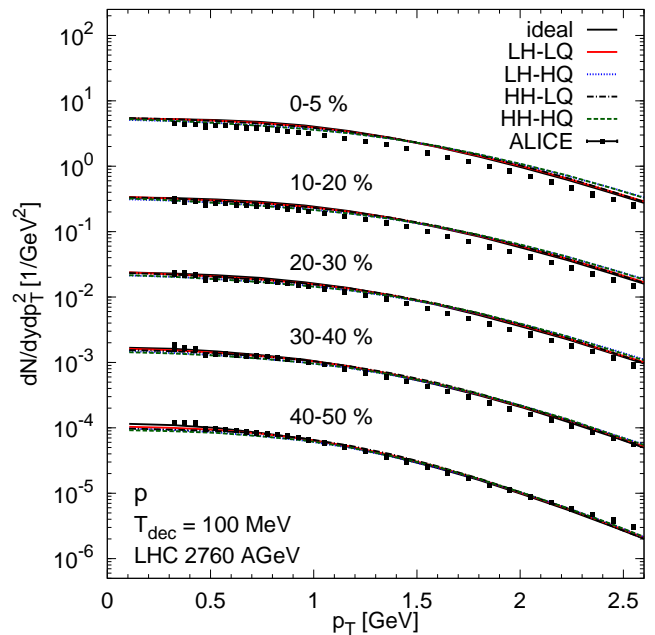


FIG. 13. (Color online) Transverse momentum spectra of protons at ALICE. Experimental data for protons and antiprotons are from the ALICE Collaboration [73].

itive pions, positive kaons, and protons corresponding to centrality classes, with multiplicative factors applied for better visibility. The experimental data are from the ALICE Collaboration [73]. These distributions behave in a way similar to that of the RHIC results, and are thus unaffected by the different  $\eta_s/s$  parametrizations. We note that, as in many other calculations [73, 74], the low- $p_T$  part of the pion distribution turned out to be very difficult to reproduce.

In Figs. 14 and 15 the elliptic flow coefficient  $v_2$  is shown as functions of transverse momentum and pseudorapidity, respectively. In both figures the experimental data are from the ALICE Collaboration [75]. At the LHC viscous suppression of the elliptic flow is less dominated by the hadronic viscosity than at RHIC. In central collisions at midrapidity, both QGP and hadronic viscosities affect  $v_2$  equally: Large QGP viscosity may be compensated with a low hadronic viscosity and vice versa (compare LH-HQ with HH-LQ for 10–20% and 20–30% up to  $p_T \leq 2$  GeV or  $\eta_{ch} \leq 2$ ). In peripheral collisions and at large rapidities  $v_2$  loses its sensitivity to QGP viscosity, and the system behaves like at RHIC. Thus measuring  $v_2$  at large rapidities at the LHC would provide an additional handle on the temperature dependence of the  $\eta_s/s$  ratio.

Finally, in Figs. 16 and 17 we present the  $v_4$  coefficients as functions of  $p_T$  and  $\eta_{ch}$ . As discussed in Refs. [12, 13],  $v_4$  is sensitive to viscosity at lower temperatures than  $v_2$ . Therefore the behavior of  $v_4$  at the LHC is similar to the behavior of  $v_4$  and  $v_2$  at RHIC: The curves are grouped according to their hadronic viscosity, and show no sensitivity to QGP viscosity. The suppression of  $v_4$

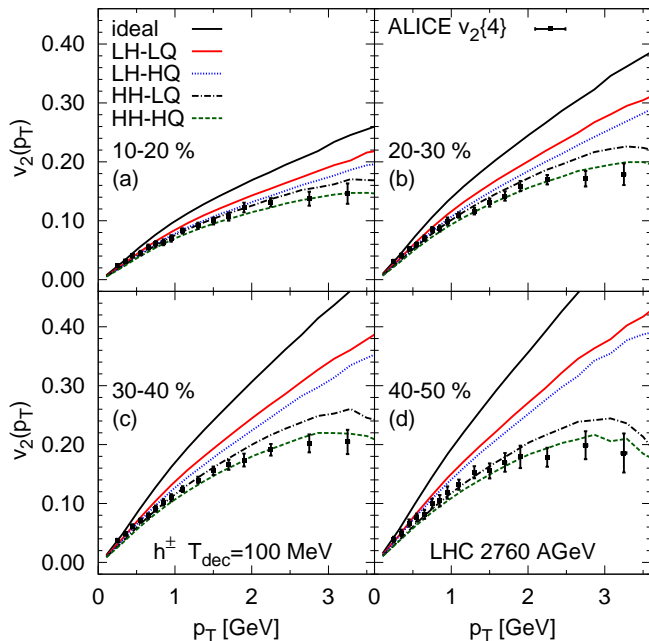


FIG. 14. (Color online) Charged hadron  $v_2(p_T)$  at the LHC. Experimental data are from the ALICE Collaboration [75].

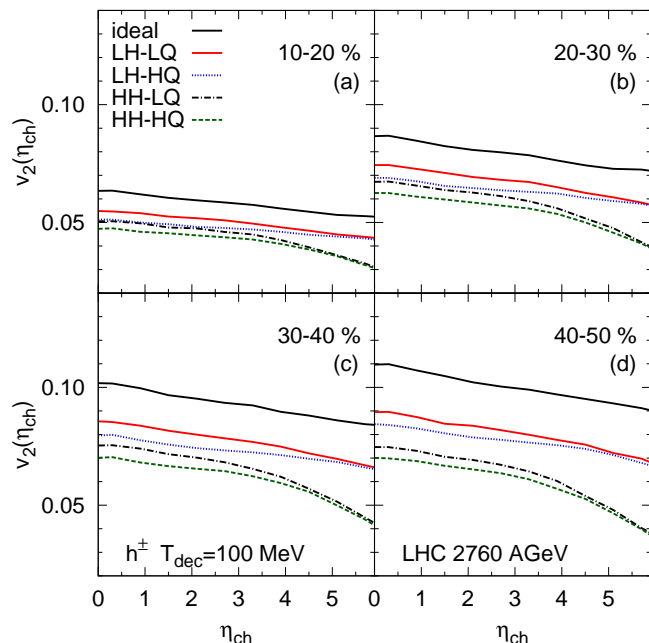


FIG. 15. (Color online) Charged hadron  $v_2(\eta_{ch})$  at the LHC.

at both the LHC and RHIC is clearly sensitive to the hadronic viscosity (compare Fig. 8 with Fig. 16 and Fig. 9 with 17) and to the minimum value of  $\eta_s/s$ .

### V. THE DISTINGUISHABILITY OF THE $\eta_s/s$ PARAMETRIZATIONS

In the previous section we described how the sensitivity of  $v_2$  and  $v_4$  to QGP and hadronic shear viscosi-

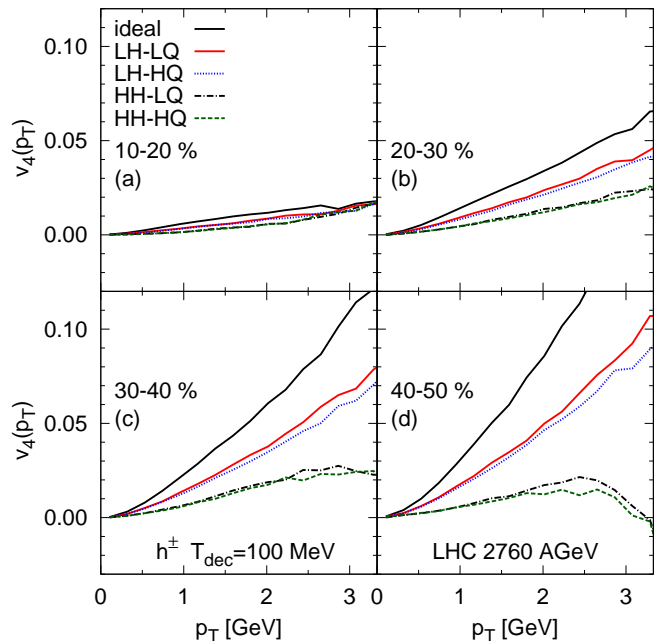


FIG. 16. (Color online) Charged hadron  $v_4(p_T)$  at the LHC.

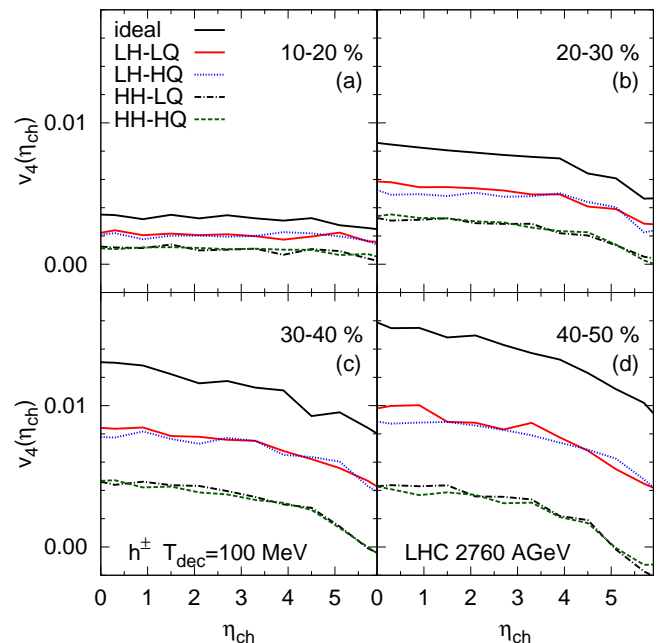


FIG. 17. (Color online) Charged hadron  $v_4(\eta_{ch})$  at the LHC.

ties depends on centrality, transverse momentum  $p_T$ , and pseudorapidity  $\eta_{ch}$ . Now we use this observation to distinguish between different parametrizations of  $(\eta_s/s)(T)$ . We rescale our existing parametrizations in such a way that they all lead to almost identical  $p_T$  differential  $v_2$  in central collisions, and check whether the calculated  $v_2$  and  $v_4$  differ at other centralities and rapidities. Note that this procedure also tests the sensitivity of the flow coefficients to the minimum value of  $\eta_s/s$ , and not only to its values above and below the transition temperature.

The new scaled parametrizations are shown in Fig. 18.

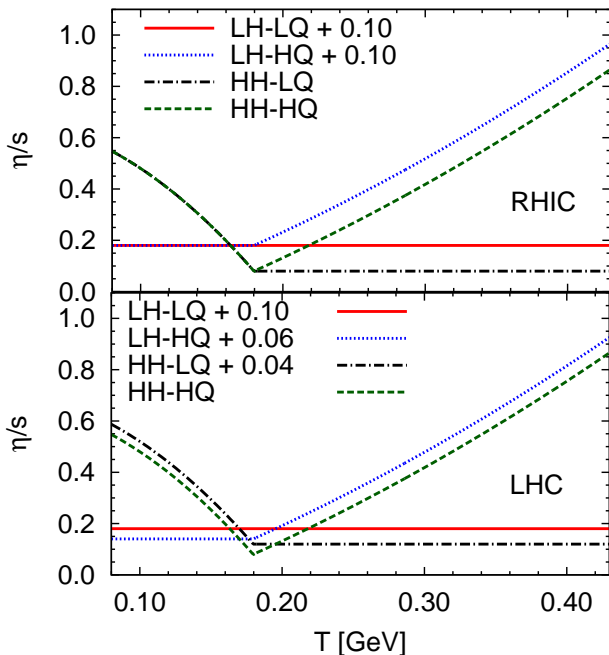


FIG. 18. (Color online) Parametrizations of  $(\eta_s/s)(T)$  rescaled to lead to similar charged hadron  $v_2(p_T)$  in central collisions at RHIC (top) and the LHC (bottom).

At RHIC energies the value of the viscosity to entropy ratio for LH-LQ and LH-HQ is increased uniformly with  $\Delta\eta_s/s = 0.1$  for all temperatures, while the other two parametrizations remain unchanged. Since the sensitivity to the temperature dependence of  $\eta_s/s$  is more complicated at the LHC, the required changes in parametrizations are  $\Delta\eta_s/s = 0.1$  for LH-LQ,  $\Delta\eta_s/s = 0.06$  for LH-HQ and  $\Delta\eta_s/s = 0.04$  for HH-LQ. The increase in  $\eta_s/s$  leads to larger entropy production, and thus to larger final multiplicities, which we have counteracted by rescaling the initial densities accordingly.

Note that since the LH-HQ and HH-LQ parametrizations require different rescalings at RHIC and the LHC, they can be distinguished already by comparing  $v_2(p_T)$  in central collisions at different energies, but LH-LQ and HH-HQ cannot. Furthermore, we want to check whether it is possible to distinguish LH-HQ and HH-LQ in collisions at the same energy by varying the centrality and rapidity.

In Figs. 19, 20, and 21 we present  $v_2(p_T)$ ,  $v_2(\eta_{ch})$ , and  $v_4(p_T)$  at RHIC using these new parametrizations. As required, in central collisions all parametrizations lead to similar  $v_2(p_T)$ —the differences due to different hadronic viscosity at very late stages of the evolution are compensated by the larger viscosity at and after the QCD transition region. However, when one moves to larger centralities, and thus to smaller systems, the region where  $v_2$  is most sensitive to shear viscosity moves toward lower temperatures, and the parametrizations with different hadronic viscosities can be identified, see Fig. 19. The same, although weaker, phenomenon happens when we move to larger rapidities, see Fig. 20. Most of the sensi-

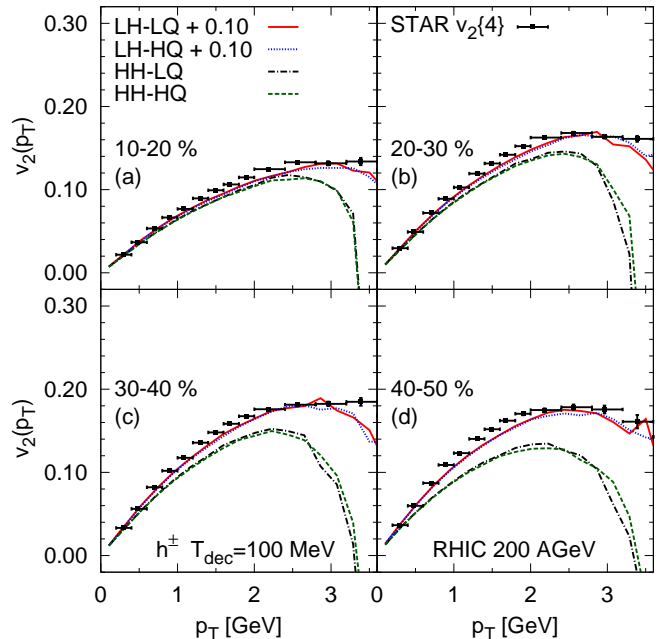


FIG. 19. (Color online) Charged hadron  $v_2(p_T)$  at RHIC. Experimental data are from the STAR Collaboration [66].

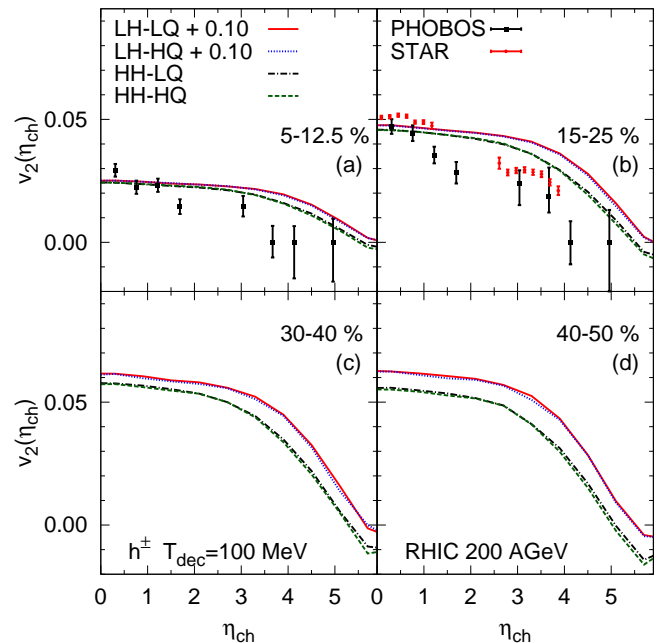


FIG. 20. (Color online) Charged hadron  $v_2(\eta_{ch})$  at RHIC. Experimental data are from the PHOBOS [67] and STAR [68] Collaborations.

tivity comes from the change in centrality, but as seen in the 15–25% centrality class (Fig. 20b), the difference at large rapidities increases faster than at midrapidity. On the other hand, the  $v_4$  coefficient shows larger sensitivity than  $v_2$ : In central collisions all parametrizations are equal, but the difference increases with increasing fraction of cross section faster than for  $v_2$ . Note that none of the observables are sensitive to the plasma viscosity, but

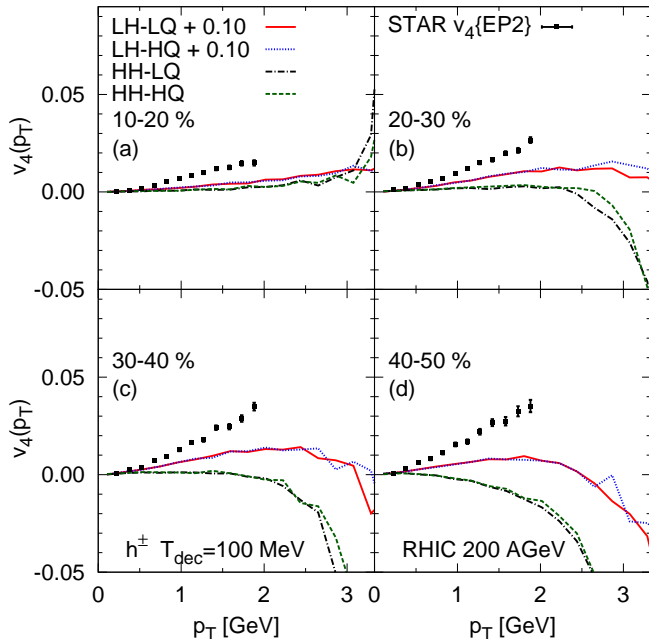


FIG. 21. (Color online) Charged hadron  $v_4(p_T)$  at RHIC. Experimental data are from the STAR Collaboration [68].

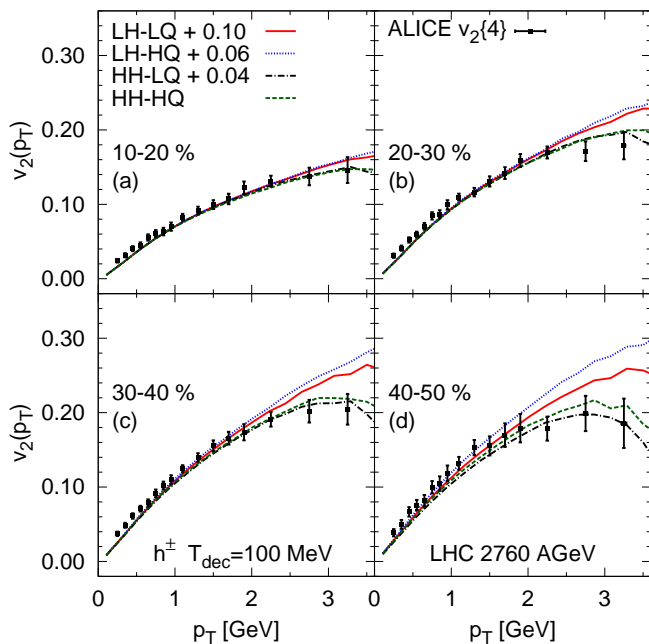


FIG. 22. (Color online) Charged hadron  $v_2(p_T)$  at the LHC. Experimental data are from the ALICE Collaboration [75].

we have to study the collisions at the LHC to be able to distinguish, say, HH-LQ and HH-HQ parametrizations.

At the LHC we see slightly different behavior. In central collisions  $v_2(p_T)$  is again the same for all parametrizations by construction, but the differences appear slowly and stay modest when we move toward more peripheral collisions, see Fig. 22. Again, in more peripheral collisions, the system is most sensitive to viscosity in lower temperatures, and  $v_2(p_T)$  curves are ordered

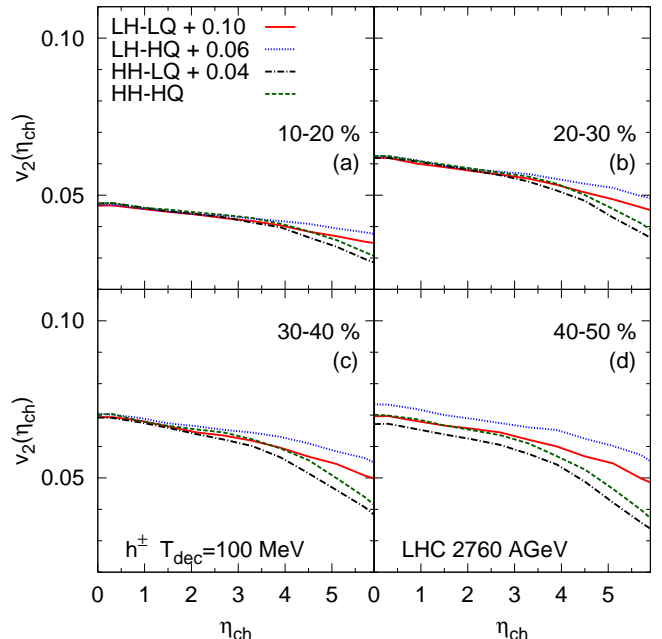


FIG. 23. (Color online) Charged hadron  $v_2(\eta_{ch})$  at the LHC.

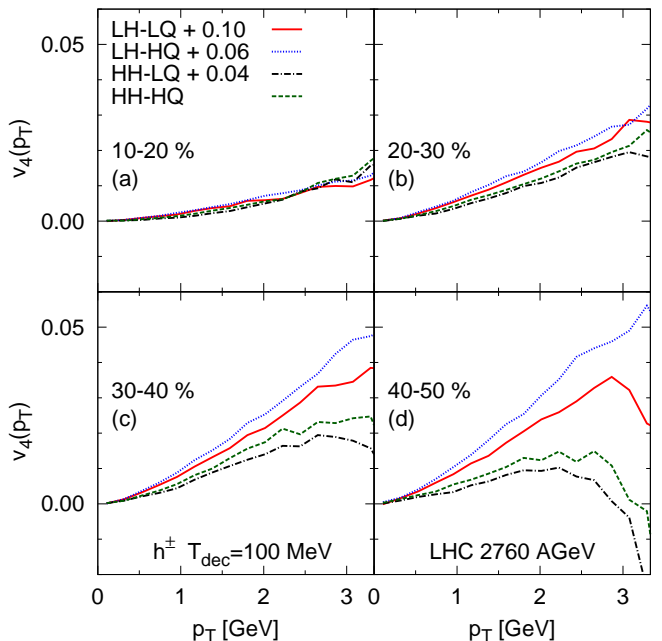


FIG. 24. (Color online) Charged hadron  $v_4(p_T)$  at the LHC.

according to hadronic viscosity—the larger viscosity at freeze-out, the lower  $v_2(p_T)$ . In Fig. 15 the pseudorapidity distribution of  $v_2$  showed clear sensitivity to shear viscosity. In that figure different parametrizations caused different  $v_2$  already at midrapidity in central collisions. Now viscosity is scaled to remove this difference, and the sensitivity of the shape of  $v_2(\eta_{ch})$  to the viscosity is more visible. As one can see from Fig. 23, larger hadronic viscosity causes  $v_2(\eta_{ch})$  to drop slightly faster with increasing rapidity. The strongest difference is seen in  $v_4(p_T)$ , which is able to distinguish the new parametrizations at

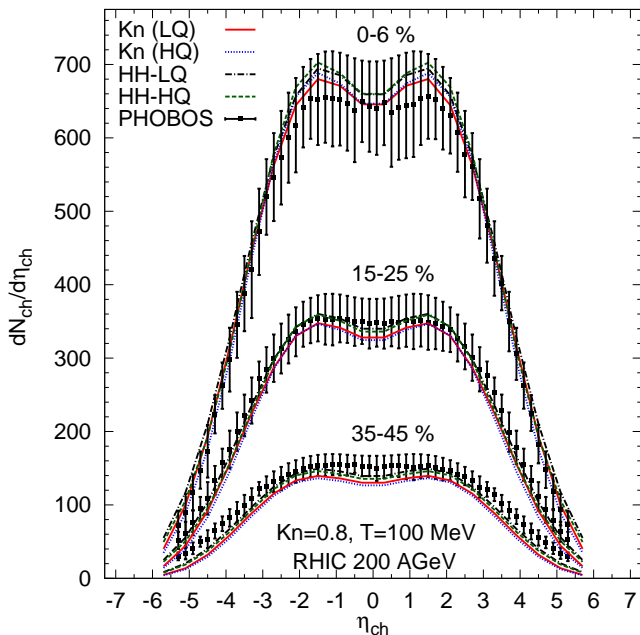


FIG. 25. (Color online) The charged particle pseudorapidity distribution  $dN_{ch}/d\eta_{ch}$  at RHIC obtained by using two different freeze-out criteria. Experimental data are from the PHOBOS Collaboration [63].

the LHC, see Fig. 24, but its resolving power at the LHC is weaker than at RHIC (Fig. 21). Thus we conclude that differential measurements of the flow anisotropies as function of transverse momentum, pseudorapidity, and centrality can provide constraints for the temperature dependence of  $\eta_s/s$ , but the measurements at various energies are essential to constrain the parametrizations properly.

## VI. DYNAMICAL FREEZE-OUT

To test the sensitivity of our results to the freeze-out criterion and the freeze-out description in general, we redo some of the calculations using the dynamical freeze-out criterion [38]. In these calculations we use only our HH-LQ and HH-HQ parametrizations for the shear viscosity, since the low value of  $\eta_s/s$  in a hadron gas leads to a very slowly increasing relaxation time and thus to unrealistically low temperatures,  $\langle T \rangle \ll 80$  MeV on the freeze-out surface when  $\text{Kn}_{dec} \sim 1$ . Since the Knudsen number can be based on many quantities [14], and since we do not know when exactly the hydrodynamical description should break down, we use the freeze-out Knudsen number as a free parameter chosen to fit the rapidity and  $p_T$  distributions.

Figures 25 and 26 show the charged particle pseudorapidity distributions at RHIC and the LHC, respectively. As expected, the pseudorapidity distributions are only weakly dependent on the precise value of  $\text{Kn}_{dec}$ , but it turned out that our choice of Knudsen number and relax-

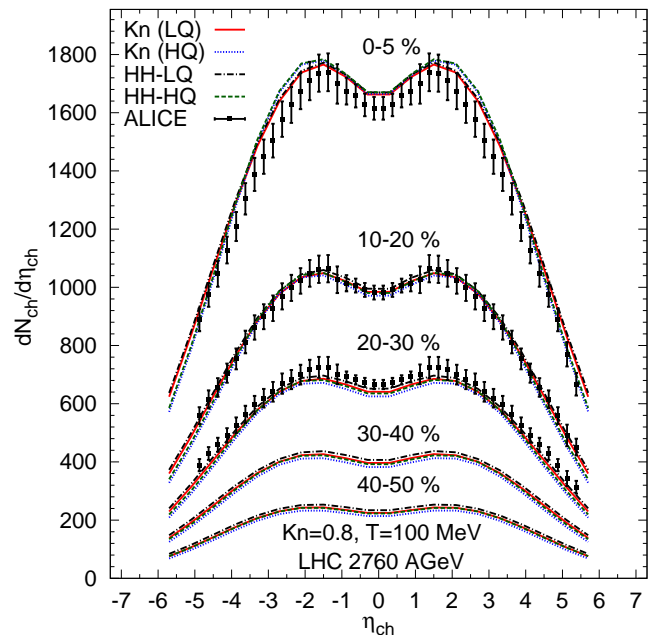


FIG. 26. (Color online) The charged particle pseudorapidity distribution  $dN_{ch}/d\eta_{ch}$  at the LHC obtained by using two different freeze-out criteria. Experimental data are from the ALICE Collaboration [72].

ation time lead to weak sensitivity of the  $p_T$  distributions to the value of  $\text{Kn}_{dec}$  too. Nevertheless, we found that decoupling at constant Knudsen number  $\text{Kn}_{dec} = 0.8$  leads to basically the same rapidity and  $p_T$  distributions as the conventional decoupling at  $T_{dec} = 100$  MeV.

The  $p_T$  differential  $v_2$  of charged hadrons at RHIC and the LHC is shown in Figs. 27 and 28, respectively. Unlike in Ref. [16], where both  $p_T$  distributions and anisotropies depended on the freeze-out criterion, we see that once the freeze-out parameters are fixed to produce similar  $p_T$  distributions, the anisotropies become very similar. This is especially clear at the LHC. Below  $p_T \sim 2$  GeV both criteria lead to identical  $v_2(p_T)$ , and the difference seen in the plots is due to the shear viscosity parametrization. At RHIC both parametrizations lead to identical  $v_2(p_T)$ , and a weak sensitivity to the freeze-out criterion appears around  $p_T \sim 1$  GeV. However, this sensitivity is too weak to be significant.

As a function of pseudorapidity  $v_2$  shows more sensitivity to the freeze-out criterion, see Figs. 29 and 30. At both RHIC and the LHC  $v_2(\eta_{ch})$  drops faster with increasing rapidity, when the dynamical freeze-out criterion is used. Also, with both freeze-out criteria the sensitivity to plasma viscosity disappears at large rapidities even at the LHC. This is again a manifestation of previously seen behavior: At large rapidities at the LHC, the system behaves like the system at RHIC.

The rather weak dependence of anisotropies on the decoupling criterion means that at midrapidity fluid-dynamical results are surprisingly robust against variations in the decoupling procedure. As well, this gives a

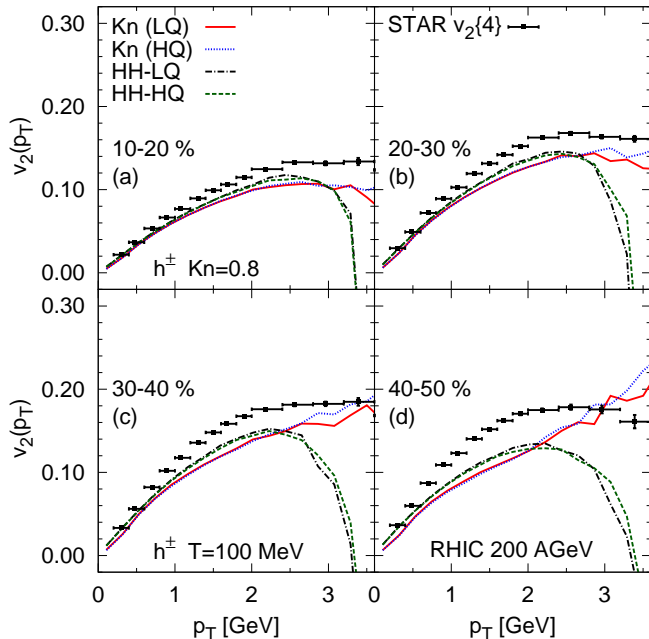


FIG. 27. (Color online) Charged hadron  $v_2(p_T)$  at RHIC obtained by using two different freeze-out criteria. Experimental data are from the STAR Collaboration [66].

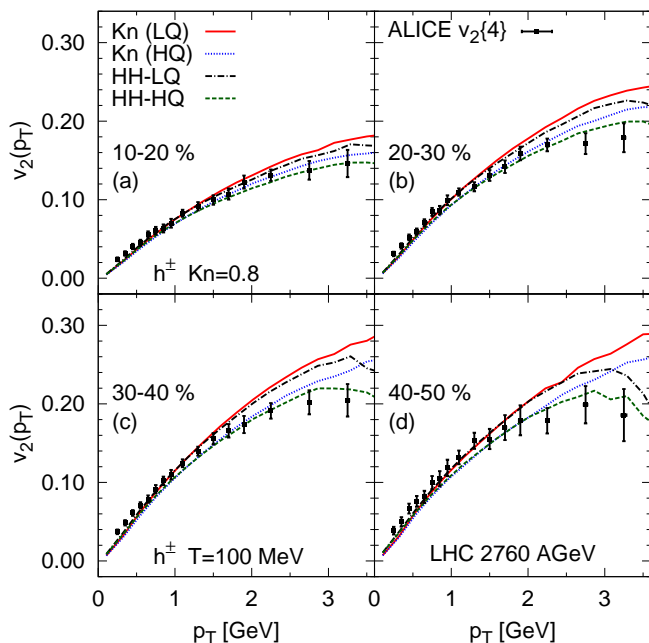


FIG. 28. (Color online) Charged hadron  $v_2(p_T)$  at the LHC obtained by using two different freeze-out criteria. Experimental data are from the ALICE Collaboration [75].

reason to expect that the hybrid model results are sensitive only to the value of the switching criterion from fluid to cascade, not to the criterion itself. Since the fluid-dynamical results concerning the viscosity of the QGP are based on the analysis of anisotropies at midrapidity, this means that those results are not compromised by the freeze-out criterion. On the other hand, the sensitivity

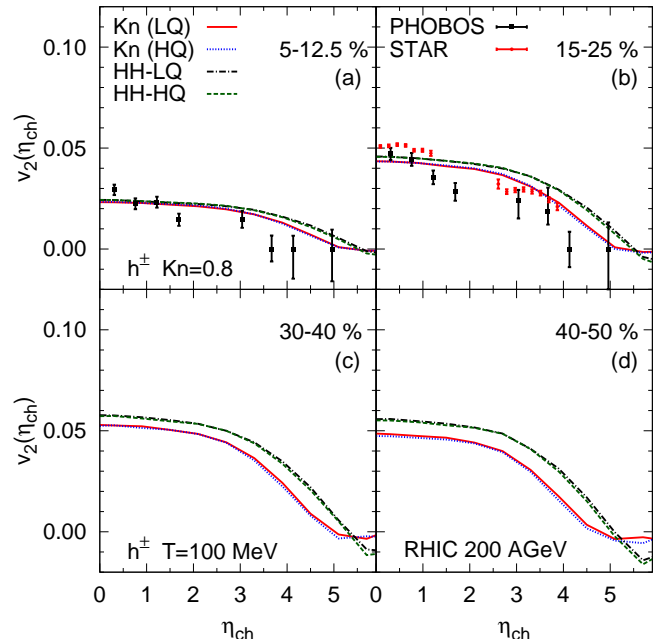


FIG. 29. (Color online) Charged hadron  $v_2(\eta_{ch})$  at RHIC obtained by using two different freeze-out criteria. Experimental data are from the STAR Collaboration [66].

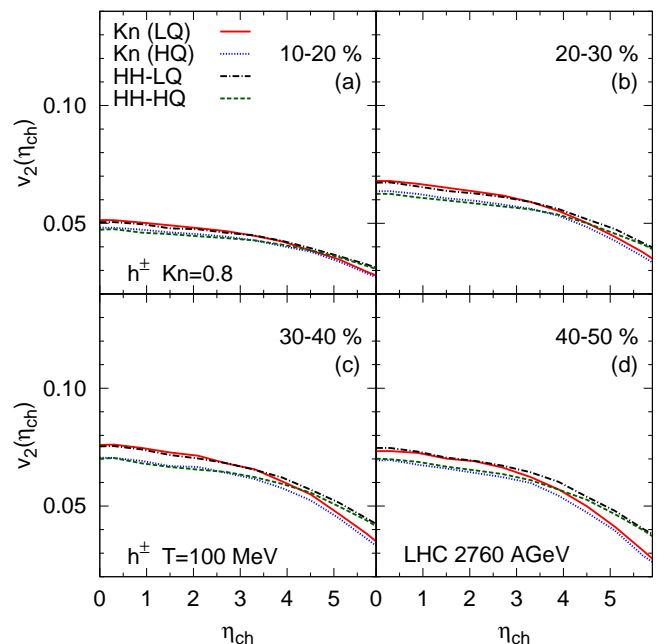


FIG. 30. (Color online) Charged hadron  $v_2(\eta_{ch})$  at the LHC obtained by using two different freeze-out criteria. Experimental data are from the ALICE Collaboration [75].

to the freeze-out description at high rapidities indicates that at lower collision energies the fluid-dynamical results may be sensitive to the freeze-out criterion even at midrapidity. Thus one has to pay extra attention to the freeze-out description of the collisions at  $\sqrt{s_{NN}} = 3 - 9$  GeV in the future FAIR and NICA facilities.

## VII. CONCLUSIONS

We have studied the effects of temperature dependent  $\eta_s/s$  on the azimuthal anisotropies of hadron transverse momentum spectra using genuinely (3+1)-dimensional viscous hydrodynamics. We have extended our previous studies [11, 13] to back- and forward rapidities and explored the resolving power of differential measurements of  $v_2$  and  $v_4$  to distinguish between different parametrizations of  $(\eta_s/s)(T)$ .

In close to central collisions at the LHC energy,  $\sqrt{s_{NN}} = 2.76$  TeV, viscous suppression of elliptic flow at midrapidity is affected by both hadronic and QGP viscosities, but when one moves toward back- and forward rapidities, hadronic viscosity becomes more and more dominant—the system becomes effectively smaller, and begins to behave like in collisions at RHIC,  $\sqrt{s_{NN}} = 200$  GeV. Therefore with large hadronic viscosity  $v_2$  tends to drop slightly faster with increasing rapidity, the effect being stronger in peripheral collisions. At both energies and at all rapidities  $v_4$  is mostly suppressed by hadronic viscosity, but if we simultaneously change the minimum value of  $\eta_s/s$ , hadronic, and QGP viscosities, it is difficult to predict which coefficient at which collision energy is most sensitive to the changes. Nevertheless, the differential measurements of  $v_n$  as functions of transverse momentum, rapidity, centrality, and collision energy provide a way to distinguish different parametrizations of  $(\eta_s/s)(T)$ , and thus constrain the temperature dependence of the  $\eta_s/s$  ratio.

We also studied how sensitive our results are to the freeze-out criterion, and found that once the freeze-out parameters are fixed to reproduce  $p_T$  distributions, both decoupling at constant temperature and at constant Knudsen number lead to very similar anisotropies at midrapidity. Toward the large rapidities  $v_2$  tends to drop faster with the dynamical freeze-out criterion. This indicates that uncertainties in the decoupling description do not affect the present fluid-dynamical results regarding the anisotropies, but at lower collision energies the results may be more sensitive to the freeze-out criterion.

## ACKNOWLEDGMENTS

This work was supported by the Helmholtz International Center for FAIR within the framework of the LOEWE program launched by the State of Hesse. The work of H. Niemi was supported by Academy of Finland, Project No. 133005, the work of P. Huovinen by BMBF under Contract No. 06FY9092 and the work of H. Holopainen by the ExtreMe Matter Institute (EMMI). E. Molnár was partially supported by the European Union and the European Social Fund through project Supercomputer, the national virtual laboratory (Grant No.: TAMOP-4.2.2.C-11/1/KONV-2012-0010), as well as by TAMOP 4.2.4. A/2-11-1-2012-0001 National Excellence Program (A2-MZPDÖ-13-0042).

## Appendix A: Equations in (3+1)-dimensions

In the following the components of four-vectors and tensors of rank-2 in four-dimensional space-time are denoted by Greek indices that take values from 0 to 3 while Roman indices range from 1 to 3. If not stated otherwise the Einstein summation convention for both Greek and Roman indices is implied.

First we recall the definitions of the covariant derivative of contravariant four-vectors and tensors of rank-2:

$$A^\mu_{;\alpha} = \partial_\alpha A^\mu + \Gamma^\mu_{\alpha\beta} A^\beta, \quad (\text{A1})$$

$$A^{\mu\nu}_{;\alpha} = \partial_\alpha A^{\mu\nu} + \Gamma^\mu_{\alpha\beta} A^{\beta\nu} + \Gamma^\nu_{\alpha\beta} A^{\mu\beta}, \quad (\text{A2})$$

where  $\Gamma^\mu_{\alpha\beta} \equiv \Gamma^\mu_{\beta\alpha} = \frac{1}{2} g^{\mu\nu} (\partial_\beta g_{\alpha\nu} + \partial_\alpha g_{\nu\beta} - \partial_\nu g_{\alpha\beta})$  denotes the Christoffel symbol of the second kind and  $\partial_\alpha = \partial/\partial x^\alpha$  denotes the four-derivative. For scalar quantities the covariant derivative reduces to the ordinary four-derivative, i.e.,  $(A^\mu A_\mu)_{;\alpha} = \partial_\alpha (A^\mu A_\mu)$ .

Applying the definition of the transverse projection operator  $\Delta^{\mu\nu} = g^{\mu\nu} - u^\mu u^\nu$  we can decompose the covariant derivative as the sum of the covariant time derivative  $D$  and spatial gradient  $\nabla_\alpha$ ,

$$DA^{\mu_1 \dots \mu_n} = u^\beta A^\beta_{;\mu_1 \dots \mu_n}, \quad (\text{A3})$$

$$\nabla_\alpha A^{\mu_1 \dots \mu_n} = \Delta^\beta_{\alpha\mu_1} A^{\mu_1 \dots \mu_n}; \quad (\text{A4})$$

hence  $A^{\mu_1 \dots \mu_n}_{;\alpha} = u_\alpha DA^{\mu_1 \dots \mu_n} + \nabla_\alpha A^{\mu_1 \dots \mu_n}$ , while for later use we also introduce the comoving or convective time derivative

$$dA^{\mu_1 \dots \mu_n} = u^\beta \partial_\beta A^{\mu_1 \dots \mu_n}. \quad (\text{A5})$$

In the following we summarize the equations of relativistic dissipative fluid dynamics in hyperbolic coordinates [*i.e.*  $(\tau, x, y, \eta)$ -coordinates] [57], where  $\tau = (t^2 - z^2)^{-1/2}$  is the longitudinal proper time and  $\eta = 1/2 \ln[(t+z)/(t-z)]$  is the space-time rapidity. The proper metric tensors are  $g^{\mu\nu} = \text{diag}(1, -1, -1, -\tau^{-2})$  and  $g_{\mu\nu} = \text{diag}(1, -1, -1, -\tau^2)$ . Thus the only non-vanishing Christoffel symbols are  $\Gamma^\eta_{\eta\tau} \equiv \Gamma^\tau_{\tau\eta} = \tau^{-1}$  and  $\Gamma^\tau_{\eta\eta} = \tau$ , and the gradient is  $\partial_\mu = (\partial_\tau, \partial_x, \partial_y, \partial_\eta)$  while  $\partial^\mu \equiv g^{\mu\nu} \partial_\nu = (\partial_\tau, -\partial_x, -\partial_y, -\tau^{-2} \partial_\eta)$ . The inverse transformations to Minkowski coordinates with  $g^{\mu\nu}_M \equiv \eta^{\mu\nu} = \text{diag}(1, -1, -1, -1)$  are  $t = \tau \cosh \eta$  and  $z = \tau \sinh \eta$ . Note that the hyperbolic coordinates are similar to the Milne coordinates that are spherically symmetric, i.e.,  $r \equiv \sqrt{x^2 + y^2 + z^2} = \tau \sinh \eta$ .

The contravariant flow velocity is

$$u^\mu = \gamma (1, v_x, v_y, v_\eta); \quad (\text{A6})$$

hence the covariant flow velocity is  $u_\mu \equiv g_{\mu\nu} u^\nu = \gamma (1, -v_x, -v_y, -\tau^2 v_\eta)$ , where the normalization condition  $u^\mu u_\mu = 1$  leads to  $\gamma = (1 - v_x^2 - v_y^2 - \tau^2 v_\eta^2)^{-1/2}$  as well as to  $u^\mu u_{\mu;\nu} \equiv u_\mu u^\mu_{;\nu} = 0$ .

The energy-momentum conservation equation in general coordinates is

$$T^{\mu\nu}_{;\mu} \equiv \frac{1}{\sqrt{g}} \partial_\mu (\sqrt{g} T^{\mu\nu}) + \Gamma^\nu_{\mu\beta} T^{\mu\beta} = 0, \quad (\text{A7})$$

where  $g \equiv -\det(g_{\mu\nu})$  is the negative determinant of the metric tensor, which in hyperbolic coordinates leads to  $g = \tau^2$ .

Henceforth the energy conservation equation leads to

$$\begin{aligned} & \partial_\tau T^{\tau\tau} + \partial_x(v_x T^{\tau\tau}) + \partial_y(v_y T^{\tau\tau}) + \partial_\eta(v_\eta T^{\tau\tau}) \\ &= -\partial_x(v_x P - v_x \pi^{\tau\tau} + \pi^{\tau x}) - \partial_y(v_y P - v_y \pi^{\tau\tau} + \pi^{\tau y}) \\ & - \partial_\eta(v_\eta P - v_\eta \pi^{\tau\tau} + \pi^{\tau\eta}) - \frac{1}{\tau}(T^{\tau\tau} + \tau^2 T^{\eta\eta}), \quad (\text{A8}) \end{aligned}$$

while the momentum-conservation equation leads to

$$\begin{aligned} & \partial_\tau T^{\tau x} + \partial_x(v_x T^{\tau x}) + \partial_y(v_y T^{\tau x}) + \partial_\eta(v_\eta T^{\tau x}) \\ &= -\partial_x(P - v_x \pi^{\tau x} + \pi^{xx}) - \partial_y(-v_y \pi^{\tau x} + \pi^{xy}) \\ & - \partial_\eta(-v_\eta \pi^{\tau x} + \pi^{x\eta}) - \frac{1}{\tau} T^{\tau x}, \quad (\text{A9}) \end{aligned}$$

$$\begin{aligned} & \partial_\tau T^{\tau y} + \partial_x(v_x T^{\tau y}) + \partial_y(v_y T^{\tau y}) + \partial_\eta(v_\eta T^{\tau y}) \\ &= -\partial_x(-v_x \pi^{\tau y} + \pi^{xy}) - \partial_y(P - v_y \pi^{\tau y} + \pi^{yy}) \\ & - \partial_\eta(-v_\eta \pi^{\tau y} + \pi^{y\eta}) - \frac{1}{\tau} T^{\tau y}, \quad (\text{A10}) \end{aligned}$$

$$\begin{aligned} & \partial_\tau T^{\tau\eta} + \partial_x(v_x T^{\tau\eta}) + \partial_y(v_y T^{\tau\eta}) + \partial_\eta(v_\eta T^{\tau\eta}) \\ &= -\partial_x(-v_x \pi^{\tau\eta} + \pi^{x\eta}) - \partial_y(-v_y \pi^{\tau\eta} + \pi^{y\eta}) \\ & - \partial_\eta\left(\frac{P}{\tau^2} - v_\eta \pi^{\tau\eta} + \pi^{\eta\eta}\right) - \frac{3}{\tau} T^{\tau\eta}. \quad (\text{A11}) \end{aligned}$$

The corresponding tensor components are defined according to the general definition of the energy-momentum tensor [Eq. (2)],

$$T^{\tau\tau} = (e + P)\gamma^2 - g^{\tau\tau}P + \pi^{\tau\tau}, \quad (\text{A12})$$

$$\begin{aligned} T^{\tau i} &\equiv (e + P)\gamma^2 v_i - g^{\tau i}P + \pi^{\tau i}, \\ &= v_i T^{\tau\tau} + P(g^{\tau\tau} v_i - g^{\tau i}) - v_i \pi^{\tau\tau} + \pi^{\tau i}, \quad (\text{A13}) \end{aligned}$$

$$\begin{aligned} T^{ij} &\equiv (e + P)\gamma^2 v_i v_j - P g^{ij} + \pi^{ij}, \\ &= v_i T^{\tau j} + P(g^{\tau j} v_i - g^{ij}) - v_i \pi^{\tau j} + \pi^{ij}. \quad (\text{A14}) \end{aligned}$$

A simplified but mathematically equivalent way of writing the equations of motion can be obtained by introducing scaled variables that absorb the  $\sqrt{g}$  factor [76],

$$\tilde{T}^{\mu\nu} = \tau T^{\mu\nu}; \quad (\text{A15})$$

hence we are led to the following  $\tau$ -scaled equations:

$$\partial_\mu \tilde{T}^{\tau\mu} = -\tau \tilde{T}^{\eta\eta}, \quad (\text{A16})$$

$$\partial_\mu \tilde{T}^{x\mu} = 0, \quad \partial_\mu \tilde{T}^{y\mu} = 0, \quad \partial_\mu \tilde{T}^{\eta\mu} = -\frac{2}{\tau} \tilde{T}^{\tau\eta}. \quad (\text{A17})$$

For example in special test cases with no transverse pressure and vanishing dissipation we can solve the energy-conservation equation exactly. We found that by solving the scaled equations we can achieve approximately  $\mathcal{O}_5$  numerical precision, which is in comparison about two orders of magnitude more accurate than the numerical solution of the nonscaled equations of motion using the same time step. Note that the  $\tau$  scaling from Eq. (A15) also affects the relaxation equations for the shear-stress

tensor. Therefore the scaled quantities  $\tilde{\pi}^{\mu\nu} = \tau \pi^{\mu\nu}$  result in  $d\tilde{\pi}^{\mu\nu} - \tilde{\pi}^{\mu\nu}/\tau = \tau d\pi^{\mu\nu}$ .

For a better understanding of what will follow, we introduce the notation  $u^\mu = \gamma(1, \bar{\mathbf{v}}_i)$  for the contravariant flow velocity from Eq. (A6). Similarly, the covariant component is denoted as  $u_\mu = \gamma(1, -\mathbf{v}_i)$ ; thus  $v^2 \equiv \bar{\mathbf{v}}_i \mathbf{v}_i = v_x^2 + v_y^2 + \tau^2 v_\eta^2$  and  $\gamma = \sqrt{1 - v^2}$ .

In our case of interest  $g^{\tau\tau} = 1$ , and the metric of spacetime is diagonal leading to  $g^{\tau i} = 0$ ; thus we can introduce a simplified notation which mimics the ideal fluid relations,  $E \equiv T^{\tau\tau} - \pi^{\tau\tau} = T_{\tau\tau} - \pi_{\tau\tau}$ ,  $\bar{M}_i \equiv T^{\tau i} - \pi^{\tau i}$ , and  $\underline{M}_i \equiv T_{\tau i} - \pi_{\tau i} = g_{\alpha\tau} g_{\beta i} (T^{\alpha\beta} - \pi^{\alpha\beta})$ . Using this notation we obtain the local rest frame energy density from Eqs. (A12) and (A13),

$$e \equiv T^{\tau\tau} - \pi^{\tau\tau} - (T^{\tau i} - \pi^{\tau i}) \mathbf{v}_i = E - \bar{M}_i \mathbf{v}_i, \quad (\text{A18})$$

while the expression for the velocity components from Eq. (A13) leads to,

$$\bar{\mathbf{v}}_i \equiv \frac{T^{\tau i} - \pi^{\tau i}}{T^{\tau\tau} - \pi^{\tau\tau} + P} = \frac{\bar{M}_i}{E + P}. \quad (\text{A19})$$

Now, similarly expressing the  $\mathbf{v}_i$  components we define the magnitude of the three-velocity as

$$v \equiv \sqrt{\bar{\mathbf{v}}_i \mathbf{v}_i} = \frac{M}{E + P}, \quad (\text{A20})$$

where  $M \equiv (\bar{M}_i \underline{M}_i)^{1/2} = \sqrt{\bar{M}_x^2 + \bar{M}_y^2 + \tau^2 \bar{M}_\eta^2}$ . Using the latter two equations together we obtain

$$\bar{\mathbf{v}}_i = v \frac{\bar{M}_i}{M}. \quad (\text{A21})$$

Therefore with the help of Eq. (A18), Eq. (A20) can be solved using a one-dimensional root search, whereas Eq. (A21) yields the individual velocity components.

In general we can reduce the number of unknowns in the relaxation equations (4) by applying the orthogonality and tracelessness conditions of the shear-stress tensor. For example, by choosing  $\pi^{xx}$ ,  $\pi^{yy}$ ,  $\pi^{xy}$ ,  $\pi^{x\eta}$ , and  $\pi^{y\eta}$  as independent components, the other four components of the shear-stress tensor follow from the orthogonality  $\pi^{\mu\nu} u_\nu = 0$ ,

$$\pi^{\tau\tau} = \pi^{\tau x} v_x + \pi^{\tau y} v_y + \tau^2 \pi^{\tau\eta} v_\eta, \quad (\text{A22})$$

$$\pi^{\tau x} = \pi^{xx} v_x + \pi^{xy} v_y + \tau^2 \pi^{x\eta} v_\eta, \quad (\text{A23})$$

$$\pi^{\tau y} = \pi^{xy} v_x + \pi^{yy} v_y + \tau^2 \pi^{y\eta} v_\eta, \quad (\text{A24})$$

$$\pi^{\tau\eta} = \pi^{x\eta} v_x + \pi^{y\eta} v_y + \tau^2 \pi^{\eta\eta} v_\eta, \quad (\text{A25})$$

whereas the last unknown component is available from the tracelessness condition  $\pi^{\mu\nu} g_{\mu\nu} = 0$ :

$$\begin{aligned} \pi^{\eta\eta} &\equiv \tau^{-2} (\pi^{\tau\tau} - \pi^{xx} - \pi^{yy}) \\ &= \tau^{-2} [\pi^{xx} (v_x^2 - 1) + \pi^{yy} (v_y^2 - 1) + 2\pi^{xy} v_x v_y \\ & + 2\tau^2 (\pi^{x\eta} v_x v_\eta + \pi^{y\eta} v_y v_\eta)] / (1 - \tau^2 v_\eta^2). \quad (\text{A26}) \end{aligned}$$



Note that solving the above algebraic equations to obtain the remaining five components, instead of explicitly propagating all ten components of the shear-stress tensor, we introduce a small numerical error compared to the latter method. This is because the velocities entering into Eqs. (A22)–(A26) are given from the previous (half) time step, so we obtain different values with different methods. However, this difference usually becomes smaller as the number of time steps increases; hence this small numerical error is acceptable especially if the run-time is also reduced considerably.

For sake of completeness we write out all terms from the shear-stress relaxation equations explicitly. The relaxation equations for the chosen five independent components of the shear-stress tensor  $\pi^{xx}$ ,  $\pi^{yy}$ ,  $\pi^{xy}$ ,  $\pi^{x\eta}$ , and  $\pi^{y\eta}$  are

$$\tau_\pi d\pi^{xx} = 2\eta_s \sigma^{xx} - \pi^{xx} - I^{xx}, \quad (\text{A27})$$

$$\tau_\pi d\pi^{yy} = 2\eta_s \sigma^{yy} - \pi^{yy} - I^{yy}, \quad (\text{A28})$$

$$\tau_\pi d\pi^{xy} = 2\eta_s \sigma^{xy} - \pi^{xy} - I^{xy}, \quad (\text{A29})$$

$$\begin{aligned} \tau_\pi d\pi^{x\eta} &= 2\eta_s \sigma^{x\eta} - \pi^{x\eta} \\ &\quad - \tau_\pi \frac{\gamma}{\tau} (\pi^{x\eta} + v_\eta \pi^{\tau x}) - I^{x\eta}, \end{aligned} \quad (\text{A30})$$

$$\begin{aligned} \tau_\pi d\pi^{y\eta} &= 2\eta_s \sigma^{y\eta} - \pi^{y\eta} \\ &\quad - \tau_\pi \frac{\gamma}{\tau} (\pi^{y\eta} + v_\eta \pi^{\tau y}) - I^{y\eta}. \end{aligned} \quad (\text{A31})$$

Here according to Eq. (4) we denoted

$$I^{\mu\nu} = I_1^{\mu\nu} + \delta_{\pi\pi} I_2^{\mu\nu} - \tau_\pi I_3^{\mu\nu} + \tau_{\pi\pi} I_4^{\mu\nu} - \varphi_\tau I_5^{\mu\nu}, \quad (\text{A32})$$

where

$$I_1^{\mu\nu} = (\pi^{\lambda\mu} u^\nu + \pi^{\lambda\nu} u^\mu) Du_\lambda, \quad (\text{A33})$$

$$I_2^{\mu\nu} = \theta \pi^{\mu\nu}, \quad (\text{A34})$$

$$I_3^{\mu\nu} = \pi^{\mu\lambda} \omega_\lambda^\nu + \pi^{\nu\lambda} \omega_\lambda^\mu, \quad (\text{A35})$$

$$I_4^{\mu\nu} = \frac{1}{2} g_{\lambda\kappa} (\pi^{\mu\kappa} \sigma^{\nu\lambda} + \pi^{\nu\kappa} \sigma^{\mu\lambda}) - \frac{1}{3} \Delta^{\mu\nu} \pi_\beta^\alpha \sigma_\alpha^\beta, \quad (\text{A36})$$

$$I_5^{\mu\nu} = g_{\lambda\kappa} \pi^{\mu\kappa} \pi^{\nu\lambda} - \frac{1}{3} \Delta^{\mu\nu} \pi_\beta^\alpha \pi_\alpha^\beta. \quad (\text{A37})$$

The  $I_1$  terms are

$$I_1^{xx} = 2\gamma v_x (\pi^{\tau x} Du_\tau + \pi^{xx} Du_x + \pi^{yx} Du_y + \pi^{\eta x} Du_\eta), \quad (\text{A38})$$

$$I_1^{yy} = 2\gamma v_y (\pi^{\tau y} Du_\tau + \pi^{xy} Du_x + \pi^{yy} Du_y + \pi^{\eta y} Du_\eta), \quad (\text{A39})$$

$$\begin{aligned} I_1^{xy} &= \gamma [(\pi^{\tau x} v_y + \pi^{\tau y} v_x) Du_\tau + (\pi^{xx} v_y + \pi^{xy} v_x) Du_x \\ &\quad + (\pi^{yx} v_y + \pi^{yy} v_x) Du_y + (\pi^{\eta x} v_y + \pi^{\eta y} v_x) Du_\eta], \end{aligned} \quad (\text{A40})$$

$$\begin{aligned} I_1^{x\eta} &= \gamma [(\pi^{\tau x} v_\eta + \pi^{\tau \eta} v_x) Du_\tau + (\pi^{xx} v_\eta + \pi^{x\eta} v_x) Du_x \\ &\quad + (\pi^{yx} v_\eta + \pi^{y\eta} v_x) Du_y + (\pi^{\eta x} v_\eta + \pi^{\eta \eta} v_x) Du_\eta], \end{aligned} \quad (\text{A41})$$

$$\begin{aligned} I_1^{y\eta} &= \gamma [(\pi^{\tau y} v_\eta + \pi^{\tau \eta} v_y) Du_\tau + (\pi^{xy} v_\eta + \pi^{x\eta} v_y) Du_x \\ &\quad + (\pi^{yy} v_\eta + \pi^{y\eta} v_y) Du_y + (\pi^{\eta y} v_\eta + \pi^{\eta \eta} v_y) Du_\eta], \end{aligned} \quad (\text{A42})$$

where according to Eqs. (A3) and A5) the proper time derivatives are given by  $Du_\mu = du_\mu - \Gamma_{\mu\alpha}^\beta u^\alpha u_\beta$  and hence

$$\begin{aligned} Du_\tau &\equiv Du^\tau = \gamma [\partial_\tau \gamma + v_x \partial_x \gamma + v_y \partial_y \gamma + v_\eta \partial_\eta \gamma] \\ &\quad + \tau \gamma^2 v_\eta^2, \end{aligned} \quad (\text{A43})$$

$$\begin{aligned} Du_x &\equiv -Du^x = -\gamma [\partial_\tau (\gamma v_x) + v_x \partial_x (\gamma v_x) \\ &\quad + v_y \partial_y (\gamma v_x) + v_\eta \partial_\eta (\gamma v_x)], \end{aligned} \quad (\text{A44})$$

$$\begin{aligned} Du_y &\equiv -Du^y = -\gamma [\partial_\tau (\gamma v_y) + v_x \partial_x (\gamma v_y) \\ &\quad + v_y \partial_y (\gamma v_y) + v_\eta \partial_\eta (\gamma v_y)], \end{aligned} \quad (\text{A45})$$

$$\begin{aligned} Du_\eta &\equiv -\tau^2 Du^\eta = -\gamma \tau^2 [\partial_\tau (\gamma v_\eta) + v_x \partial_x (\gamma v_\eta) \\ &\quad + v_y \partial_y (\gamma v_\eta) + v_\eta \partial_\eta (\gamma v_\eta)] - 2\tau \gamma^2 v_\eta. \end{aligned} \quad (\text{A46})$$

Note that  $Du_\tau \equiv du_\tau + \tau \gamma^2 v_\eta^2 = du^\tau + \tau \gamma^2 v_\eta^2$ ,  $Du_x \equiv du_x = -du^x$ ,  $Du_y \equiv du_y = -du^y$ , and  $Du_\eta \equiv du_\eta \neq du^\eta$ , since  $Du^\eta \equiv du^\eta + 2\tau^{-1} \gamma^2 v_\eta = -\tau^2 du_\eta$ .

The  $I_3$  terms are

$$I_3^{xx} = 2 (\pi^{x\tau} \omega_\tau^x + \pi^{xy} \omega_y^x + \pi^{x\eta} \omega_\eta^x), \quad (\text{A47})$$

$$I_3^{yy} = 2 (\pi^{y\tau} \omega_\tau^y + \pi^{yx} \omega_x^y + \pi^{y\eta} \omega_\eta^y), \quad (\text{A48})$$

$$\begin{aligned} I_3^{xy} &= \pi^{x\tau} \omega_\tau^y + \pi^{y\tau} \omega_\tau^x + \pi^{xx} \omega_x^y \\ &\quad + \pi^{yy} \omega_y^x + \pi^{x\eta} \omega_\eta^y + \pi^{y\eta} \omega_\eta^x, \end{aligned} \quad (\text{A49})$$

$$\begin{aligned} I_3^{x\eta} &= \pi^{x\tau} \omega_\tau^\eta + \pi^{\eta\tau} \omega_\tau^x + \pi^{xx} \omega_x^\eta \\ &\quad + \pi^{xy} \omega_y^\eta + \pi^{\eta y} \omega_y^x + \pi^{\eta \eta} \omega_\eta^x, \end{aligned} \quad (\text{A50})$$

$$\begin{aligned} I_3^{y\eta} &= \pi^{y\tau} \omega_\tau^\eta + \pi^{\eta\tau} \omega_\tau^y + \pi^{yy} \omega_y^\eta \\ &\quad + \pi^{\eta x} \omega_x^y + \pi^{y\eta} \omega_\eta^y + \pi^{\eta \eta} \omega_\eta^y, \end{aligned} \quad (\text{A51})$$

where the vorticities are defined most generally as

$$\begin{aligned} \omega_\nu^\mu &\equiv \frac{1}{2} \Delta^{\mu\alpha} \Delta_\nu^\beta (u_{\alpha;\beta} - u_{\beta;\alpha}) \\ &= \frac{1}{2} [g^{\mu\alpha} (\partial_\nu u_\alpha - u_\nu du_\alpha) - g_\nu^\beta (\partial^\mu u_\beta - u^\mu du_\beta)] \\ &\quad + \frac{1}{2} (g^{\mu\alpha} u_\nu - g_\nu^\alpha u^\mu) u^\beta \Gamma_{\alpha\beta}^\lambda u_\lambda. \end{aligned} \quad (\text{A52})$$

Here we used the fact that the Christoffel symbols of the second kind are symmetric,  $\Gamma_{\alpha\beta}^\mu = \Gamma_{\beta\alpha}^\mu$ , with respect to the interchange of the two lower indices.

The different components of the vorticity are given as

$$\begin{aligned} \omega_x^\tau &\equiv \omega_\tau^x = \frac{1}{2} [\partial_\tau (\gamma v_x) + \partial_x \gamma] \\ &\quad + \frac{1}{2} [\gamma v_x d\gamma - \gamma d(\gamma v_x)] + \frac{1}{2} \tau \gamma^3 v_\eta^2 v_x, \end{aligned} \quad (\text{A53})$$

$$\begin{aligned} \omega_y^\tau &\equiv \omega_\tau^y = \frac{1}{2} [\partial_\tau (\gamma v_y) + \partial_y \gamma] \\ &\quad + \frac{1}{2} [\gamma v_y d\gamma - \gamma d(\gamma v_y)] + \frac{1}{2} \tau \gamma^3 v_\eta^2 v_y, \end{aligned} \quad (\text{A54})$$

$$\begin{aligned} \omega_\eta^\tau &\equiv \tau^2 \omega_\tau^\eta = \frac{1}{2} [\partial_\tau (\tau^2 \gamma v_\eta) + \partial_\eta \gamma] \\ &\quad + \frac{1}{2} [\tau^2 \gamma v_\eta d\gamma - \gamma d(\tau^2 \gamma v_\eta)] + \frac{1}{2} \tau^3 \gamma^3 v_\eta^3, \end{aligned} \quad (\text{A55})$$

and

$$\begin{aligned}\omega_y^x &\equiv -\omega_x^y = \frac{1}{2} [\partial_y (\gamma v_x) - \partial_x (\gamma v_y)] \\ &+ \frac{1}{2} [\gamma v_y d(\gamma v_x) - \gamma v_x d(\gamma v_y)] ,\end{aligned}\quad (\text{A56})$$

$$\begin{aligned}\omega_\eta^x &\equiv -\tau^2 \omega_x^\eta = \frac{1}{2} [\partial_\eta (\gamma v_x) - \partial_x (\tau^2 \gamma v_\eta)] \\ &+ \frac{1}{2} [\tau^2 \gamma v_\eta d(\gamma v_x) - \gamma v_x d(\tau^2 \gamma v_\eta)] ,\end{aligned}\quad (\text{A57})$$

$$\begin{aligned}\omega_\eta^y &\equiv -\tau^2 \omega_y^\eta = \frac{1}{2} [\partial_\eta (\gamma v_y) - \partial_y (\tau^2 \gamma v_\eta)] \\ &+ \frac{1}{2} [\tau^2 \gamma v_\eta d(\gamma v_y) - \gamma v_y d(\tau^2 \gamma v_\eta)] .\end{aligned}\quad (\text{A58})$$

Note that the general expression of the vorticity given in Eq. (10) in Ref. [77] is missing the contribution of the Christoffel symbols compared to Eq. (A52) in this work. Therefore, the values for  $\omega_x^\tau$ ,  $\omega_y^\tau$ , and  $\omega_\eta^\tau$  given in Eqs. (C.22), (C.23) and (C.24) in Ref. [77] are also incorrect compared to these formulas.

The next term we need is given by

$$\begin{aligned}I_4^{xx} &= (\pi^{x\tau} \sigma^{x\tau} - \pi^{xx} \sigma^{xx} - \pi^{xy} \sigma^{xy} - \tau^2 \pi^{x\eta} \sigma^{x\eta}) \\ &+ \frac{1}{3} (1 + \gamma^2 v_x^2) \pi_\beta^\alpha \sigma_\alpha^\beta ,\end{aligned}\quad (\text{A59})$$

$$\begin{aligned}I_4^{yy} &= \pi^{y\tau} \sigma^{y\tau} - \pi^{yy} \sigma^{yy} - \pi^{yy} \sigma^{yy} - \tau^2 \pi^{y\eta} \sigma^{y\eta} \\ &+ \frac{1}{3} (1 + \gamma^2 v_y^2) \pi_\beta^\alpha \sigma_\alpha^\beta ,\end{aligned}\quad (\text{A60})$$

$$\begin{aligned}I_4^{xy} &= \frac{1}{2} (\pi^{x\tau} \sigma^{y\tau} + \pi^{y\tau} \sigma^{x\tau}) - \frac{1}{2} (\pi^{xx} \sigma^{yy} + \pi^{yy} \sigma^{xx}) \\ &- \frac{1}{2} (\pi^{xy} \sigma^{yy} + \pi^{yy} \sigma^{xy}) - \frac{\tau^2}{2} (\pi^{x\eta} \sigma^{y\eta} + \pi^{y\eta} \sigma^{x\eta}) \\ &+ \frac{1}{3} (\gamma^2 v_x v_y) \pi_\beta^\alpha \sigma_\alpha^\beta ,\end{aligned}\quad (\text{A61})$$

$$\begin{aligned}I_4^{x\eta} &= \frac{1}{2} (\pi^{x\tau} \sigma^{\eta\tau} + \pi^{\eta\tau} \sigma^{x\tau}) - \frac{1}{2} (\pi^{xx} \sigma^{\eta x} + \pi^{\eta x} \sigma^{xx}) \\ &- \frac{1}{2} (\pi^{xy} \sigma^{\eta y} + \pi^{\eta y} \sigma^{xy}) - \frac{\tau^2}{2} (\pi^{x\eta} \sigma^{\eta\eta} + \pi^{\eta\eta} \sigma^{x\eta}) \\ &+ \frac{1}{3} (\gamma^2 v_x v_\eta) \pi_\beta^\alpha \sigma_\alpha^\beta ,\end{aligned}\quad (\text{A62})$$

$$\begin{aligned}I_4^{y\eta} &= \frac{1}{2} (\pi^{y\tau} \sigma^{\eta\tau} + \pi^{\eta\tau} \sigma^{y\tau}) - \frac{1}{2} (\pi^{yy} \sigma^{\eta y} + \pi^{\eta y} \sigma^{yy}) \\ &- \frac{1}{2} (\pi^{yy} \sigma^{\eta y} + \pi^{\eta y} \sigma^{yy}) - \frac{\tau^2}{2} (\pi^{y\eta} \sigma^{\eta\eta} + \pi^{\eta\eta} \sigma^{y\eta}) \\ &+ \frac{1}{3} (\gamma^2 v_y v_\eta) \pi_\beta^\alpha \sigma_\alpha^\beta .\end{aligned}\quad (\text{A63})$$

The shear tensor is most generally defined as

$$\begin{aligned}\sigma^{\mu\nu} &\equiv \nabla^{(\mu} u^{\nu)} = \frac{1}{2} \Delta^{\mu\alpha} \Delta^{\nu\beta} (u_{\alpha;\beta} + u_{\beta;\alpha}) - \frac{\theta}{3} \Delta^{\mu\nu} \\ &= \frac{1}{2} [g^{\mu\alpha} (\partial^\nu u_\alpha - u^\nu du_\alpha) + g^{\nu\beta} (\partial^\mu u_\beta - u^\mu du_\beta)] \\ &- \Delta^{\mu\alpha} \Delta^{\nu\beta} \Gamma_{\alpha\beta}^\lambda u_\lambda - \frac{\theta}{3} \Delta^{\mu\nu} ,\end{aligned}\quad (\text{A64})$$

whereas the expansion scalar is

$$\begin{aligned}\theta &\equiv \nabla_\mu u^\mu = \partial_\mu u^\mu + \Gamma_{\lambda\mu}^\lambda u^\mu \\ &= \frac{\gamma}{\tau} + \partial_\tau \gamma + \partial_x (\gamma v_x) + \partial_y (\gamma v_y) + \partial_\eta (\gamma v_\eta) .\end{aligned}\quad (\text{A65})$$

The various shear tensor components that we need to use are

$$\sigma^{\tau\tau} = -\tau \gamma^3 v_\eta^2 + [(\partial_\tau \gamma - \gamma d\gamma)] + (\gamma^2 - 1) \frac{\theta}{3} ,\quad (\text{A66})$$

$$\begin{aligned}\sigma^{\tau x} &= -\frac{1}{2} (\tau \gamma^3 v_\eta^2 v_x) + \frac{1}{2} [\partial_\tau (\gamma v_x) - \partial_x \gamma] \\ &- \frac{1}{2} [\gamma v_x d\gamma + \gamma d(\gamma v_x)] + \gamma^2 v_x \frac{\theta}{3} ,\end{aligned}\quad (\text{A67})$$

$$\begin{aligned}\sigma^{\tau y} &= -\frac{1}{2} (\tau \gamma^3 v_\eta^2 v_y) + \frac{1}{2} [\partial_\tau (\gamma v_y) - \partial_y \gamma] \\ &- \frac{1}{2} [\gamma v_y d\gamma + \gamma d(\gamma v_y)] + \gamma^2 v_y \frac{\theta}{3} ,\end{aligned}\quad (\text{A68})$$

$$\begin{aligned}\sigma^{\tau\eta} &= -\frac{\gamma^3 v_\eta}{2\tau} (2 + \tau^2 v_\eta^2) + \frac{1}{2} [\partial_\tau (\gamma v_\eta) - \frac{1}{\tau^2} \partial_\eta \gamma] \\ &- \frac{1}{2} [\gamma v_\eta d\gamma + \gamma d(\gamma v_\eta)] + \gamma^2 v_\eta \frac{\theta}{3} ,\end{aligned}\quad (\text{A69})$$

$$\begin{aligned}\sigma^{\eta\eta} &= -\frac{\gamma}{\tau^3} (1 + 2\tau^2 \gamma^2 v_\eta^2) - \frac{1}{\tau^2} \partial_\eta (\gamma v_\eta) \\ &- (\gamma v_\eta) d(\gamma v_\eta) + \left( \frac{1}{\tau^2} + \gamma^2 v_\eta^2 \right) \frac{\theta}{3} ,\end{aligned}\quad (\text{A70})$$

and

$$\sigma^{xx} = -[\partial_x (\gamma v_x) + \gamma v_x d(\gamma v_x)] + (1 + \gamma^2 v_x^2) \frac{\theta}{3} ,\quad (\text{A71})$$

$$\sigma^{yy} = -[\partial_y (\gamma v_y) + \gamma v_y d(\gamma v_y)] + (1 + \gamma^2 v_y^2) \frac{\theta}{3} ,\quad (\text{A72})$$

$$\begin{aligned}\sigma^{xy} &= -\frac{1}{2} [\partial_x (\gamma v_y) + \partial_y (\gamma v_x)] \\ &- \frac{1}{2} [\gamma v_y d(\gamma v_x) + \gamma v_x d(\gamma v_y)] + \gamma^2 v_x v_y \frac{\theta}{3} ,\end{aligned}\quad (\text{A73})$$

$$\begin{aligned}\sigma^{x\eta} &= -\frac{\gamma^3 v_x v_\eta}{\tau} - \frac{1}{2} \left[ \partial_x (\gamma v_\eta) + \frac{1}{\tau^2} \partial_\eta (\gamma v_x) \right] \\ &- \frac{1}{2} [\gamma v_\eta d(\gamma v_x) + \gamma v_x d(\gamma v_\eta)] + \gamma^2 v_x v_\eta \frac{\theta}{3} ,\end{aligned}\quad (\text{A74})$$

$$\begin{aligned}\sigma^{y\eta} &= -\frac{\gamma^3 v_y v_\eta}{\tau} - \frac{1}{2} \left[ \partial_y (\gamma v_\eta) + \frac{1}{\tau^2} \partial_\eta (\gamma v_y) \right] \\ &- \frac{1}{2} [\gamma v_\eta d(\gamma v_y) + \gamma v_y d(\gamma v_\eta)] + \gamma^2 v_y v_\eta \frac{\theta}{3} .\end{aligned}\quad (\text{A75})$$

The last contribution from Eq. (A32) are

$$I_5^{xx} = (\pi^{x\tau})^2 - (\pi^{xx})^2 - (\pi^{xy})^2 - (\tau\pi^{x\eta})^2 + \frac{1}{3}(1 + \gamma^2 v_x^2) \pi_\beta^\alpha \pi_\alpha^\beta, \quad (\text{A76})$$

$$I_5^{yy} = (\pi^{y\tau})^2 - (\pi^{yy})^2 - (\pi^{xy})^2 - (\tau\pi^{y\eta})^2 + \frac{1}{3}(1 + \gamma^2 v_y^2) \pi_\beta^\alpha \pi_\alpha^\beta, \quad (\text{A77})$$

$$I_5^{xy} = \pi^{x\tau}\pi^{y\tau} - \pi^{xx}\pi^{yy} - \pi^{xy}\pi^{xy} - \tau^2\pi^{x\eta}\pi^{y\eta} + \frac{1}{3}(\gamma^2 v_x v_y) \pi_\beta^\alpha \pi_\alpha^\beta, \quad (\text{A78})$$

$$I_5^{x\eta} = \pi^{x\tau}\pi^{\eta\tau} - \pi^{xx}\pi^{\eta x} - \pi^{xy}\pi^{\eta y} - \tau^2\pi^{x\eta}\pi^{\eta\eta} + \frac{1}{3}(\gamma^2 v_x v_\eta) \pi_\beta^\alpha \pi_\alpha^\beta, \quad (\text{A79})$$

$$I_5^{y\eta} = \pi^{y\tau}\pi^{\eta\tau} - \pi^{yy}\pi^{\eta y} - \pi^{xy}\pi^{\eta x} - \tau^2\pi^{y\eta}\pi^{\eta\eta} + \frac{1}{3}(\gamma^2 v_y v_\eta) \pi_\beta^\alpha \pi_\alpha^\beta. \quad (\text{A80})$$

Furthermore, to evaluate the Cooper-Frye formula, Eq. (5), as well as the argument of the equilibrium distribution function, Eq. (8), we express the four-momenta of particles as,

$$p^\mu = \left( m_T \cosh(y_p - \eta), p_x, p_y, \frac{m_T}{\tau} \sinh(y_p - \eta) \right), \quad (\text{A81})$$

where  $m$  is the rest mass of the particle,  $m_T = \sqrt{m^2 + p_x^2 + p_y^2}$  denotes the transverse mass, while  $y_p$  is the rapidity of the particle. Therefore, the nonequilibrium corrections to the spectra from Eq. (7) are given with an argument of

$$\begin{aligned} & \pi^{\alpha\beta} p_\alpha p_\beta \\ &= m_T^2 [\cosh^2(y_p - \eta) \pi^{\tau\tau} + \tau^2 \sinh^2(y_p - \eta) \pi^{\eta\eta}] \\ &+ (p_x^2 \pi^{xx} + 2p_x p_y \pi^{xy} + p_y^2 \pi^{yy}) \\ &- 2m_T \cosh(y_p - \eta) (p_x \pi^{\tau x} + p_y \pi^{\tau y}) \\ &+ 2\tau m_T \sinh(y_p - \eta) (p_x \pi^{x\eta} + p_y \pi^{y\eta}) \\ &- 2\tau m_T^2 \sinh(y_p - \eta) \cosh(y_p - \eta) \pi^{\tau\eta}, \end{aligned} \quad (\text{A82})$$

while using Eq. (C4) we obtain

$$\begin{aligned} p^\mu d^3\Sigma_\mu &= \tau [m_T \cosh(y_p - \eta) dx dy d\eta - p_x d\tau dy d\eta \\ &- p_y d\tau dx d\eta - \frac{m_T}{\tau} \sinh(y_p - \eta) d\tau dx dy]. \end{aligned} \quad (\text{A83})$$

## Appendix B: Numerical methods

The conservation laws as well as the relaxation equations are solved using the well known SHASTA "SHarp and Smooth Transport Algorithm" originally developed by Boris and Book [78] and later refined by Zalesak [79] and others [80]. This numerical algorithm solves equations of the conservation type with source terms:

$$\partial_t U + \partial_i (v_i U) = S(t, \mathbf{x}), \quad (\text{B1})$$

where  $U = U(t, \mathbf{x})$  is for example  $T^{00}$  or  $T^{0i}$ , while  $v_i$  is the  $i$ th component of three-velocity, and  $S(t, \mathbf{x})$  is a source term; for more details see Refs. [77, 81, 82].

Because for smooth solutions (like in our case) the multidimensional antidiffusion limiter suffers from instabilities around the boundary caused by small ripples propagating into the interior [83], we further stabilized SHASTA by letting the antidiffusion coefficient  $A_{ad}$ , which controls the amount of numerical diffusion, be proportional to

$$A_{ad} = \frac{A_{ad}^S}{(k/e)^2 + 1}, \quad (\text{B2})$$

where  $A_{ad}^S = 0.125$  is the default value for the antidiffusion coefficient [78],  $e$  is the energy density in the local rest frame, and  $k = 6 \times 10^{-5}$  GeV/fm<sup>3</sup> is a numerical parameter. In this way we increase the amount of numerical diffusion in the low-density region and  $A_{ad}$  goes smoothly to zero near the boundaries of the grid. In our cases of interest this neither affects the solution nor produces more entropy inside the decoupling surface.

It is also important to mention that in the (3+1)-dimensional case both the conservation and the relaxation equations are solved using SHASTA, employing the above-mentioned modification for the antidiffusion coefficient. Earlier, for the (2+1)-dimensional boost-invariant case, we used a simple centered second-order difference algorithm to solve the relaxation equations [13]. However doing so in the (3+1)-dimensional case does not always lead to stable solutions.

To further stabilize the numerical calculations (and also for ideal fluids) we used a smaller value for the antidiffusion coefficient in the transverse directions,  $A_{ad}^{x,y} = 0.105$ , but kept  $A_{ad}^\eta = 0.125$  in the  $\eta$  direction. Decreasing the antidiffusion coefficient produces smoother solutions inside the decoupling hypersurface but also increases the numerical diffusion, which in turn may decrease the numerical accuracy. The reason we used a different coefficient in the longitudinal direction is to increase the accuracy; see the next section for more details.

The numerical calculations are done on a discretized spatial grid (including four boundary points in each direction as required by the algorithm) of  $N_x \times N_y \times N_\eta$  cells with  $N_x = N_y = 180$  while  $N_\eta = 2 \times 120$  with  $\Delta x = \Delta y = \Delta \eta = 0.15$  fm cell sizes. The time step is given from  $\Delta \tau = \lambda \Delta x$ , which for  $\lambda = 0.4$  leads to  $\Delta \tau = 0.06$  fm/c. Furthermore, the system is symmetric around the  $x$  and  $y$  directions, with exponentially interpolated boundary conditions for the conserved quantities (*e.g.*, for Glauber-type initial conditions) and linearly interpolated boundary conditions for the shear-stress tensor (because the shear-stress tensor may change sign).

Finally, the freeze-out hypersurface is constructed at time intervals  $\Delta \tau_{CF} \equiv 5\Delta \tau = 0.3$  fm/c. The space is sampled uniformly in both the transverse and longitudinal directions, at  $\Delta x_{CF} \equiv 2\Delta x = 0.3$  fm distances.

The freeze-out hypersurface is calculated using the CORNELIUS++ subroutine presented in Ref. [84] and its

source code can be obtained from the Open Standard Codes and Routines (OSCAR) website [85].

### Appendix C: Remarks on the numerical accuracy

SHASTA solves the fluid dynamical equations up to some finite numerical accuracy. In most cases this means that in Cartesian coordinates the particle number and energy are conserved up to  $\mathcal{O}_5$  accuracy. However in  $(\tau, x, y, \eta)$  coordinates the expressions for the conserved quantities as well as the equations of motion change with additional source terms resulting from the nonvanishing Christoffel symbols.

As an example let us evaluate a conserved quantity at a given time or proper time; hence by comparing this initial value with one at a later time we can follow the accuracy of the fluid-dynamical solver during this time interval.

The total conserved charge  $N_{tot}$  across any given hypersurface is

$$N_{tot} \equiv \int N^\mu d^3\Sigma_\mu = \int N^0 d^3\Sigma_0 + \int N^i d^3\Sigma_i. \quad (C1)$$

Here the hypersurface element  $d^3\Sigma_\mu$  can be specified in any coordinate system according to the following general formula:

$$d^3\Sigma_\mu = -\epsilon_{\mu\nu\lambda\kappa} \frac{\partial\Sigma^\nu}{\partial u} \frac{\partial\Sigma^\lambda}{\partial v} \frac{\partial\Sigma^\kappa}{\partial w} dudvdw, \quad (C2)$$

where  $\epsilon_{\mu\nu\lambda\kappa}$  is the Levi-Civita symbol.

For example in Cartesian coordinates the hypersurface normal vector is  $\Sigma_\mu^{(t,z)}(t, x, y, z)$ , where  $t = t(x, y, z)$ ; hence

$$\begin{aligned} d^3\Sigma_\mu^{(t,z)} &\equiv (dxdydz, -dtdydz, -dtdxdz, -dtdxdy) \\ &= \tau \left( \frac{\partial\tau}{\tau\partial\eta} \sinh\eta + \cosh\eta, -\frac{\partial\tau}{\partial x}, -\frac{\partial\tau}{\partial y}, \right. \\ &\quad \left. -\frac{\partial\tau}{\tau\partial\eta} \cosh\eta - \sinh\eta \right) dxdy d\eta, \end{aligned} \quad (C3)$$

while in  $(\tau, x, y, \eta)$  coordinates for  $\Sigma_\mu^{(\tau,\eta)}(\tau, x, y, \eta)$  and  $\tau = \tau(x, y, \eta)$  we obtain

$$d^3\Sigma_\mu^{(\tau,\eta)} = \tau (dxdy d\eta, -d\tau dy d\eta, -d\tau dx d\eta, -d\tau dx dy). \quad (C4)$$

If we are interested in the conserved current across constant time or proper time hypersurfaces then  $d^3\Sigma_i^{(t,z)} = d^3\Sigma_i^{(\tau,\eta)} = 0$ ; hence in Cartesian coordinates we get,

$$N_{tot}(t) \equiv \int N^\mu d^3\Sigma_\mu^{(t,z)} = \gamma n_0 \int dxdydz, \quad (C5)$$

where  $N^\mu \equiv n_0 u^\mu = \gamma n_0 (1, v_x, v_y, v_z)$  is the conserved charge current. Similarly, Eq. (C1) leads to the total

conserved charge at any proper-time hypersurface in hyperbolic coordinates,

$$N_{tot}(\tau) \equiv \int N^\mu d^3\Sigma_\mu^{(\tau,\eta)} = \gamma n_0 \int \tau dxdy d\eta. \quad (C6)$$

To calculate how the total energy-momentum changes between two closed hypersurfaces, first we define the energy-momentum current across a hypersurface as

$$E_{tot}^\mu \equiv \int T^{\mu\nu} d^3\Sigma_\nu = \int T^{\mu 0} d^3\Sigma_0 + \int T^{\mu i} d^3\Sigma_i. \quad (C7)$$

In Cartesian coordinates  $E_{tot}^\mu = (E_{tot}^0, E_{tot}^i)$ , such that  $E_{tot}^0$  denotes the energy current while  $E_{tot}^i$  denotes the momentum current through the hypersurface. Therefore the total energy current across a constant- $t$  hypersurface is

$$E_{tot}^0(t) \equiv \int T^{0\nu} d^3\Sigma_\nu^{(t,z)} = \int T^{00} dxdydz. \quad (C8)$$

The energy-momentum current across a constant- $\tau$  hypersurface in  $(\tau, x, y, \eta)$  coordinates can also be calculated from Eq. (C7) together with the general transformation rules  $E_{tot}^\mu = (\partial x^\mu / \partial \hat{x}^\alpha) \hat{E}_{tot}^\alpha$ , where the position vectors are  $x^\mu \equiv (t, x, y, z) = (\tau \cosh\eta, x, y, \tau \sinh\eta)$  and  $\hat{x}^\mu \equiv (\tau, x, y, \eta)$ . Thus the total energy across a constant- $\tau$  hypersurface is given by

$$\begin{aligned} E_{tot}^0(\tau) &\equiv \int \cosh\eta T^{\tau\nu} d^3\Sigma_\nu^{(\tau,\eta)} + \int \tau \sinh\eta T^{\eta\nu} d^3\Sigma_\nu^{(\tau,\eta)} \\ &= \int (\cosh\eta T^{\tau\tau} + \tau \sinh\eta T^{\eta\tau}) \tau dxdy d\eta. \end{aligned} \quad (C9)$$

Using the latter formulas we can check energy conservation from the initial time to the end using

$$\Delta E_{tot}^0(t) = E_{tot}^0(t_{end}) - E_{tot}^0(t_{ini}). \quad (C10)$$

It turns out that by solving the fluid dynamical equations in Cartesian coordinates we can achieve  $\Delta E_{tot}^0(t) \approx \mathcal{O}_6$  numerical accuracy, while in hyperbolic coordinates  $\Delta E_{tot}^0(\tau) \approx \mathcal{O}_1$ . This behavior is due to two different reasons.

First, the numerical algorithm is accurate only to finite precision, meaning that  $T^{00}$  or  $T^{\tau\tau}$  is calculated correctly only up to the first six digits. However, due to the hyperbolic functions in Eq. (C9) the total energy of the system is given by a differently weighted sum over all cells (compared to Cartesian coordinates). These hyperbolic weights increase very rapidly as a function of  $\eta$ ; hence even though the numerical error of the solver is acceptably small for SHASTA, the weighted sum over all cells in hyperbolic coordinates shows otherwise.

We have checked that for RHIC energies  $\Delta E_{tot}^0(\tau) < 2\%$  while at LHC energies this number can be as much as 20%. This is because  $f(\eta)$  is much narrower at RHIC than at the LHC. Similar results were also obtained in

Ref. [86] using a different computational fluid-dynamical algorithm.

We also verified energy conservation inside the constant-temperature freeze-out hypersurface, and we

found that in that case the energy is conserved at 1% accuracy, at both RHIC and the LHC. This was expected since inside the  $T = 100$  MeV freeze-out hypersurface the space-time rapidity of matter is  $\eta < 10$ .

- 
- [1] I. Arsene *et al.*, Nucl. Phys. **A757**, 1 (2005) [nucl-ex/0410020]; B. B. Back *et al.*, *ibid.*, p.28 [nucl-ex/0410022]; J. Adams *et al.*, *ibid.*, p.102 [nucl-ex/0501009]; K. Adcox *et al.*, *ibid.*, p.184 [nucl-ex/0410003].
- [2] U. W. Heinz and R. Snellings, Annu. Rev. Nucl. Part. Sci. **63**, 123 (2013) [arXiv:1301.2826 [nucl-th]].
- [3] C. Gale, S. Jeon and B. Schenke, Int. J. Mod. Phys. A **28**, 1340011 (2013) [arXiv:1301.5893 [nucl-th]].
- [4] P. Huovinen, Int. J. Mod. Phys. E **22**, 1330029 (2013) [arXiv:1311.1849 [nucl-th]].
- [5] G. Policastro, D. T. Son and A. O. Starinets, Phys. Rev. Lett. **87**, 081601 (2001) [hep-th/0104066]; P. Kovtun, D. T. Son and A. O. Starinets, Phys. Rev. Lett. **94**, 111601 (2005) [hep-th/0405231].
- [6] C. Gale, S. Jeon, B. Schenke, P. Tribedy and R. Venugopalan, Phys. Rev. Lett. **110**, 012302 (2013) [arXiv:1209.6330 [nucl-th]].
- [7] L. P. Csernai, J. I. Kapusta and L. D. McLerran, Phys. Rev. Lett. **97**, 152303 (2006) [nucl-th/0604032].
- [8] G. S. Denicol, C. Gale, S. Jeon and J. Noronha, Phys. Rev. C **88**, 064901 (2013) [arXiv:1308.1923 [nucl-th]].
- [9] H. Song, S. A. Bass and U. Heinz, Phys. Rev. C **83**, 054912 (2011) [Erratum-*ibid.* C **87**, 019902 (2013)] [arXiv:1103.2380 [nucl-th]].
- [10] U. W. Heinz, J. Phys. Conf. Ser. **455**, 012044 (2013) [arXiv:1304.3634 [nucl-th]].
- [11] H. Niemi, G. S. Denicol, P. Huovinen, E. Molnár and D. H. Rischke, Phys. Rev. Lett. **106**, 212302 (2011) [arXiv:1101.2442 [nucl-th]].
- [12] H. Niemi, G. S. Denicol, P. Huovinen, E. Molnár and D. H. Rischke, J. Phys. G **38**, 124050 (2011); Acta Phys. Polon. Supp. **5**, 305 (2012) [arXiv:1112.4081 [nucl-th]].
- [13] H. Niemi, G. S. Denicol, P. Huovinen, E. Molnár and D. H. Rischke, Phys. Rev. C **86**, 014909 (2012) [arXiv:1203.2452 [nucl-th]].
- [14] H. Niemi and G. S. Denicol, arXiv:1404.7327 [nucl-th].
- [15] H. Holopainen and P. Huovinen, J. Phys. Conf. Ser. **389**, 012018 (2012) [arXiv:1207.7331 [hep-ph]].
- [16] H. Holopainen and P. Huovinen, J. Phys. Conf. Ser. **509**, 012114 (2014) [arXiv:1310.0347 [nucl-th]].
- [17] L. D. Landau and E. M. Lifshitz, *Fluid Dynamics*, 2nd ed. (Butterworth-Heinemann, London, 1987).
- [18] C. Cercignani and G. M. Kremer, *The Relativistic Boltzmann Equation: Theory and Applications* (Birkhäuser, New York, 2002).
- [19] G. Torrieri, B. Tomasik and I. Mishustin, Phys. Rev. C **77**, 034903 (2008) [arXiv:0707.4405 [nucl-th]].
- [20] A. Monnai and T. Hirano, Phys. Rev. C **80**, 054906 (2009) [arXiv:0903.4436 [nucl-th]].
- [21] H. Song and U. W. Heinz, Phys. Rev. C **81**, 024905 (2010) [arXiv:0909.1549 [nucl-th]].
- [22] P. Bozek, Phys. Rev. C **85**, 034901 (2012) [arXiv:1110.6742 [nucl-th]].
- [23] K. Dusling and T. Schäfer, Phys. Rev. C **85**, 044909 (2012) [arXiv:1109.5181 [hep-ph]].
- [24] J. Noronha-Hostler, G. S. Denicol, J. Noronha, R. P. G. Andrade and F. Grassi, Phys. Rev. C **88**, 044916 (2013) [arXiv:1305.1981 [nucl-th]].
- [25] J. Noronha-Hostler, J. Noronha and F. Grassi, Phys. Rev. C **90**, 034907 (2014) [arXiv:1406.3333 [nucl-th]].
- [26] S. Borsanyi, Z. Fodor, S. D. Katz, S. Krieg, C. Ratti and K. Szabo, JHEP **1201**, 138 (2012) [arXiv:1112.4416 [hep-lat]].
- [27] A. Bazavov *et al.* [HotQCD Collaboration], Phys. Rev. D **86**, 034509 (2012) [arXiv:1203.0784 [hep-lat]].
- [28] P. Huovinen, P. Petreczky and C. Schmidt, Central Eur. J. Phys. **10**, 1385 (2012) [arXiv:1202.3104 [nucl-th]].
- [29] I. Müller, Z. Physik **198**, 329 (1967).
- [30] I. Müller, Living Rev. Relativity, **2**, (1999), 1. <http://www.livingreviews.org/lrr-1999-1>
- [31] W. Israel and J. M. Stewart, Annals Phys. **118**, 341 (1979).
- [32] G. S. Denicol, H. Niemi, E. Molnár and D. H. Rischke, Phys. Rev. D **85**, 114047 (2012) [arXiv:1202.4551 [nucl-th]].
- [33] G. S. Denicol, E. Molnár, H. Niemi and D. H. Rischke, Eur. Phys. J. A **48**, 170 (2012) [arXiv:1206.1554 [nucl-th]].
- [34] E. Molnár, H. Niemi, G. S. Denicol and D. H. Rischke, Phys. Rev. D **89**, 074010 (2014) [arXiv:1308.0785 [nucl-th]].
- [35] L. P. Csernai, V. K. Magas, E. Molnár, A. Nyiri and K. Tamosiunas, Eur. Phys. J. A **25**, 65 (2005) [hep-ph/0505228]; E. Molnár, L. P. Csernai, V. K. Magas, A. Nyiri and K. Tamosiunas, Phys. Rev. C **74**, 024907 (2006) [nucl-th/0503047]; E. Molnár, L. P. Csernai, V. K. Magas, Z. I. Lazar, A. Nyiri and K. Tamosiunas, J. Phys. G **34**, 1901 (2007) [nucl-th/0503048].
- [36] S. V. Akkelin, Y. Hama, I. A. Karpenko and Y. M. Sinyukov, Phys. Rev. C **78**, 034906 (2008) [arXiv:0804.4104 [nucl-th]]; I. A. Karpenko and Y. M. Sinyukov, Phys. Rev. C **81**, 054903 (2010) [arXiv:1004.1565 [nucl-th]].
- [37] F. Cooper and G. Frye, Phys. Rev. D **10**, 186 (1974).
- [38] J. P. Bondorf, S. I. A. Garpman and J. Zimanyi, Nucl. Phys. A **296**, 320 (1978).
- [39] C. M. Hung and E. V. Shuryak, Phys. Rev. C **57**, 1891 (1998) [hep-ph/9709264].
- [40] K. J. Eskola, H. Niemi and P. V. Ruuskanen, Phys. Rev. C **77**, 044907 (2008) [arXiv:0710.4476 [hep-ph]].
- [41] P. Huovinen and P. Petreczky, Nucl. Phys. **A837**, 26 (2010) [arXiv:0912.2541 [hep-ph]].
- [42] M. Cheng *et al.*, Phys. Rev. **D77**, 014511 (2008) [arXiv:0710.0354 [hep-lat]].
- [43] A. Bazavov *et al.*, Phys. Rev. **D80**, 014504 (2009) [arXiv:0903.4379 [hep-lat]].
- [44] H. Bebie, P. Gerber, J. L. Goity, and H. Leutwyler, Nucl. Phys. **B378**, 95 (1992).
- [45] T. Hirano and K. Tsuda, Phys. Rev. **C66**, 054905 (2002)

- [nucl-th/0205043].
- [46] P. Huovinen, Eur. Phys. J. **A37**, 121 (2008) [arXiv:0710.4379 [nucl-th]].
- [47] M. Luzum and H. Petersen, J. Phys. G **41**, 063102 (2014) [arXiv:1312.5503 [nucl-th]].
- [48] L. Pang, Q. Wang and X. -N. Wang, Phys. Rev. C **86**, 024911 (2012) [arXiv:1205.5019 [nucl-th]].
- [49] M. L. Miller, K. Reygers, S. J. Sanders and P. Steinberg, Ann. Rev. Nucl. Part. Sci. **57**, 205 (2007) [nucl-ex/0701025].
- [50] B. Alver, M. Baker, C. Loizides and P. Steinberg, arXiv:0805.4411 [nucl-ex].
- [51] B. Abelev *et al.* [ALICE Collaboration], Phys. Rev. C **88**, 044909 (2013) [arXiv:1301.4361 [nucl-ex]].
- [52] B. Schenke, P. Tribedy and R. Venugopalan, Phys. Rev. Lett. **108**, 252301 (2012) [arXiv:1202.6646 [nucl-th]]; Phys. Rev. C **86**, 034908 (2012) [arXiv:1206.6805 [hep-ph]].
- [53] R. Paatelainen, K. J. Eskola, H. Niemi and K. Tuominen, Phys. Lett. B **731**, 126 (2014) [arXiv:1310.3105 [hep-ph]].
- [54] T. Hirano, Phys. Rev. C **65**, 011901 (2002) [nucl-th/0108004].
- [55] C. Nonaka and S. A. Bass, Phys. Rev. C **75**, 014902 (2007) [nucl-th/0607018].
- [56] B. Schenke, S. Jeon and C. Gale, Phys. Rev. C **82**, 014903 (2010) [arXiv:1004.1408 [hep-ph]].
- [57] J. D. Bjorken, Phys. Rev. D **27**, 140 (1983).
- [58] A. Adil and M. Gyulassy, Phys. Rev. C **72**, 034907 (2005) [nucl-th/0505004].
- [59] T. Hirano, P. Huovinen, K. Murase and Y. Nara, Prog. Part. Nucl. Phys. **70**, 108 (2013) [arXiv:1204.5814 [nucl-th]].
- [60] V. Vovchenko, D. Anchishkin and L. P. Csernai, Phys. Rev. C **88**, 014901 (2013) [arXiv:1306.5208 [nucl-th]].
- [61] A. Dumitru, E. Molnár and Y. Nara, Phys. Rev. C **76**, 024910 (2007) [arXiv:0706.2203 [nucl-th]].
- [62] H. Holopainen, H. Niemi and K. J. Eskola, Phys. Rev. C **83**, 034901 (2011) [arXiv:1007.0368 [hep-ph]].
- [63] B. B. Back *et al.* [PHOBOS Collaboration], Phys. Rev. Lett. **91**, 052303 (2003) [nucl-ex/0210015].
- [64] S. S. Adler *et al.* [PHENIX Collaboration], Phys. Rev. C **69**, 034909 (2004) [arXiv:nucl-ex/0307022].
- [65] T. Hirano and M. Gyulassy, Nucl. Phys. A **769**, 71 (2006) [nucl-th/0506049].
- [66] Y. Bai, Ph.D. thesis, Nikhef and Utrecht University, Netherlands, 2007; A. Tang [STAR Collaboration], arXiv:0808.2144 [nucl-ex].
- [67] B. B. Back *et al.* [PHOBOS Collaboration], Phys. Rev. C **72**, 051901 (2005) [nucl-ex/0407012].
- [68] J. Adams *et al.* [STAR Collaboration], Phys. Rev. C **72**, 014904 (2005) [arXiv:nucl-ex/0409033].
- [69] T. Hirano, U. W. Heinz, D. Kharzeev, R. Lacey and Y. Nara, Phys. Lett. B **636**, 299 (2006) [nucl-th/0511046].
- [70] B. Schenke, S. Jeon and C. Gale, Phys. Rev. C **85**, 024901 (2012) [arXiv:1109.6289 [hep-ph]].
- [71] B. H. Alver, C. Gombeaud, M. Luzum and J. -Y. Ollitrault, Phys. Rev. C **82**, 034913 (2010) [arXiv:1007.5469 [nucl-th]].
- [72] E. Abbas *et al.* [ALICE Collaboration], Phys. Lett. B **726**, 610 (2013) [arXiv:1304.0347 [nucl-ex]].
- [73] B. Abelev *et al.* [ALICE Collaboration], Phys. Rev. C **88**, 044910 (2013) [arXiv:1303.0737 [hep-ex]].
- [74] V. Begun, W. Florkowski and M. Rybczynski, Phys. Rev. C **90**, 014906 (2014) [arXiv:1312.1487 [nucl-th]].
- [75] K. Aamodt *et al.* [ALICE Collaboration], Phys. Rev. Lett. **105**, 252302 (2010) [arXiv:1011.3914 [nucl-ex]].
- [76] P. F. Kolb, J. Sollfrank and U. W. Heinz, Phys. Rev. C **62**, 054909 (2000) [hep-ph/0006129].
- [77] E. Molnár, H. Niemi and D. H. Rischke, Eur. Phys. J. C **65**, 615 (2010) [arXiv:0907.2583 [nucl-th]].
- [78] J. P. Boris and D. L. Book, *J. Comp. Phys.* **A11**, 38 (1973); D. L. Book, J. P. Boris, and K. Hain, *J. Comp. Phys.* **A18**, 248 (1975).
- [79] S. T. Zalesak, *J. Comp. Phys.* **A31**, 335 (1979).
- [80] D. Kuzmin, R. Löhner and S. Turek, *Flux-Corrected Transport: Principles, Algorithms, and Applications*, 2nd ed. (Springer, New York, 2012).
- [81] A. Muronga, Phys. Rev. C **76**, 014909 (2007) [nucl-th/0611090].
- [82] E. Molnár, Eur. Phys. J. C **60**, 413 (2009) [arXiv:0807.0544 [nucl-th]].
- [83] D. Kuzmin, M. Möller and S. Turek, *Comput. Methods Appl. Mech. Engrg.* **193** 4915 (2004).
- [84] P. Huovinen and H. Petersen, Eur. Phys. J. A **48**, 171 (2012) [arXiv:1206.3371 [nucl-th]].
- [85] <https://karman.physics.purdue.edu/OSCAR/>
- [86] I. Karpenko, P. Huovinen and M. Bleicher, Comput. Phys. Commun. **185**, 3016 (2014) [arXiv:1312.4160 [nucl-th]].