

Proximity induced superconductivity in Weyl semi-metals

Udit Khanna¹, Arijit Kundu², Saurabh Pradhan¹ and Sumathi Rao^{1,3}

¹ *Harish-Chandra Research Institute, Chhatnag Road, Jhansi, Allahabad 211 019, India.*

² *Department of Physics, Indiana University, 727 East Third Street, Bloomington, IN 47405-7105, U.S.A*

³ *International Center for Theoretical Studies, Tata Institute of Fundamental Research, IISc Campus, Bangalore, 560012, India*

We study superconducting proximity effects in Weyl semi-metals (WSM) with broken time reversal symmetry by tunnel coupling one of its surfaces to an s -wave superconductor using the Green's function approach. We find that the band structure develops coherence peaks, but despite the presence of metallic states in the bulk, the coherence peaks do not extend far into the bulk and remain confined to a few layers close to the interface, similar to the proximity effect in the topological insulators (TI) which are gapped in the bulk. The Weyl nodes remain unaffected, and in that sense, no true gap develops. We also study the induced p and s -wave pairing amplitudes classified by their symmetries, as a function of the various parameters of the theory and note the exponential decay of the induced pairings in the bulk both in the TI and the WSM, even at finite chemical potential.

PACS numbers: 74.45.+c, 73.20.At, 74.78.Na

I. INTRODUCTION

In recent years, topology has become an important tool in classifying the phases of matter[1]. Although the study of topological phases started with the discovery of the quantum Hall and fractional quantum Hall phases [2] in the eighties, it gained momentum with the discovery of the time-reversal invariant topological insulators[3] a few years ago. Topological insulators are classified in terms of their bulk band-structure and by now, there has been a complete classification of free fermion topological insulators in the presence of disorder[4, 5]. All these phases have topologically non-trivial momentum space structure, are insulating in the bulk and have metallic surface states.

It has been generally assumed that it is the gap in the bulk electronic spectrum which makes the topologically non-trivial ground state with its surface states, stable, and unable to decay to the topologically trivial phase. However, more recently it has been shown that it is possible to have non-trivial momentum space topology even for gapless fermionic systems. One such recently identified system is the Weyl semi-metal phase[6, 7] which has isolated gapless points (weyl nodes) in the bulk spectrum, where exactly 2 bands touch. The low energy behaviour close to these points is given by a Weyl hamiltonian of fixed chirality. The Weyl nodes are topologically protected, because a gap cannot be opened unless two nodes of opposite chirality are coupled. The band structure shows unusual surface states called Fermi arcs[6], which has led to many interesting work[8]. The topological response of the phase has been argued to be a realization of the Adler-Bell-Jackiw anomaly[9] in condensed matter systems. There are several recent reviews[10] which have discussed various interesting properties of Weyl semimetals.

The introduction of superconductivity in topological insulators, characterises a new exotic phase, the topological superconductor, whose inherent particle-hole symmetry leads to surface states that support Majorana

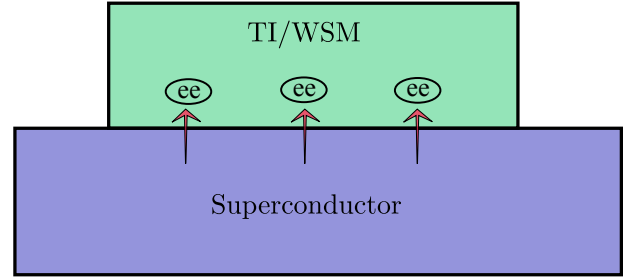


FIG. 1: (Color online) Schematic of our setup - an s -wave superconductor is coupled with the Weyl semi-metal/topological insulator system through proximity. Cooper pairs from the superconductor diffuse into the bulk of the Weyl semi-metal/topological insulator giving rise to induced superconductivity.

fermions. The superconductor doped TI $\text{Cu}_x\text{Bi}_2\text{Se}_3$ [11] was theoretically predicted[12, 13] to be a TI and experimental evidence was obtained[14] using point-contact spectroscopy to detect the itinerant massless Majorana state on the surface. The introduction of superconductivity via the proximity effect[15] has also led to considerable work on topological insulator-superconductor hybrid junctions[16–19] with special attention to the surface states that develop between them. Proximity with an s -wave superconductor was shown to lead to a significant renormalization of the parameters in the effective model for surface states. It was also shown that when the fermi surface is close to the surface Dirac cone vertex, the electrons exhibit s -wave pairing, but away from the vertex, the triplet component increases in amplitude. A full symmetry classification of all the induced pairings for proximity to s -wave, p -wave and d -wave superconductors was also studied[20, 21] and it was shown that the different induced pairing amplitudes modify the density of states at the interface significantly[22, 23].

Similarly, one might expect that the introduction of superconductivity in the Weyl semi-metal would also

lead to new phenomena. A heterostructure of topological insulators and s -wave superconductors was studied by Meng and Balents[24] who showed that superconductivity split the Weyl modes into Bogoliubov-Weyl modes. By studying vortices in some of these phases, characterised by different number of Weyl modes, they found zero-energy Majorana modes under some conditions. Cho *et al*[25] studied superconducting states of doped inversion symmetric Weyl semi-metals and showed that the finite momentum FFLO pairing state is energetically favoured over the even parity BCS state. Recently, Lee *et al*[26] studied the proximity effect in topological insulators, when the chemical potential is close to, but not in the bulk gap. They found that the superconducting gap penetrates the bulk and is observable at the naked surface, opposite to the one in proximity to the superconductor.

However, there has been no systematic study of proximity induced superconductivity in Weyl semi-metals, which is the main focus of this paper. Since our model also includes the topological insulator phase for some region of parameter space, we also provide results for proximity induced superconductivity for topological insulators in our model for comparison. Our model consists of a 3D topological insulator, converted to a Weyl semi-metal, by including either parity breaking terms or time-reversal breaking terms or both. Time-reversal breaking leads to Weyl nodes at the same energy and surface states, which form a Fermi arc between the nodes, whereas parity breaking leads to Weyl nodes at different energies and no Fermi arcs. The dispersion of the Fermi arcs or surface states is flat in a particular direction and chiral in other direction and points along the Fermi arc can be understood as the edge states of a two dimensional Chern insulator. When inversion symmetry is broken however, the Weyl nodes are separated in energy and we do not get surface states, distinct from the bulk. Since we are mainly interested in the new physics coming from the Fermi arc states, unless otherwise specified, in this paper we always consider Weyl semi-metal phase induced by having a time reversal breaking perturbation.

Superconductivity is then induced in the semi-metal by coupling it to an s -wave superconductor on one of its surfaces. We compute the self-energy of the topological insulator/semi-metal electrons by integrating out the superconductor degrees of freedom and use the imaginary part of the Green's function to compute the local density of states (LDOS). We find that the superconductor induces coherence peaks on the LDOS of the electrons on a few layers close to the interface and we contrast the behavior of the LDOS on different layers for the TI and the WSM. For the TI, we find the reduction in the LDOS close to $\omega = 0$ which is the hallmark of the gap formation, whereas for the WSM, we find that the enhancement of the density of states without a superconductor (the hallmark of the flat band) split into two bands with a reduction of the density of states at $\omega = 0$. We study in detail the band structure of the surface states and find that the

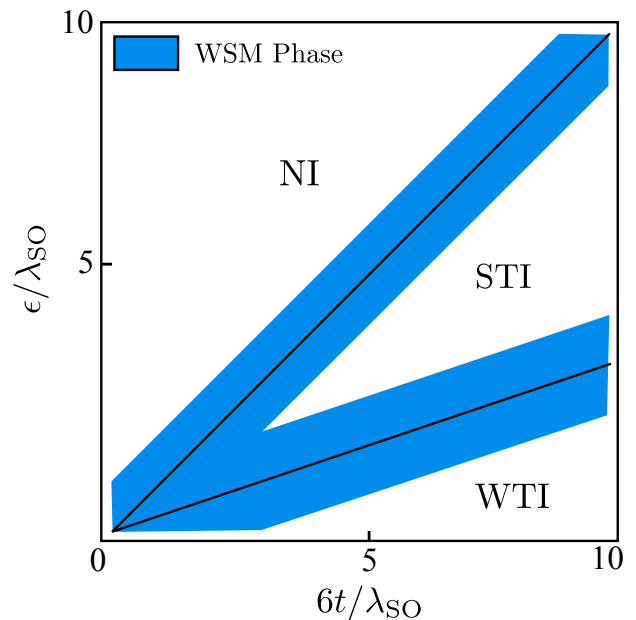


FIG. 2: (Color online) A typical phase diagram of our model system. The Weyl semi-metal (WSM) phase appears at the strong topological insulator (STI)/ normal insulator (NI) ($\epsilon = 6t$) and strong topological insulator (STI)/ weak topological insulator (WTI) ($\epsilon = 2t$) boundaries with broken time reversal/ parity perturbations. The WSM phase extends with increasing perturbations (blue/filled region). Parameters used here are $\lambda_z = \lambda_{SO}$, and $\mathbf{b} = (0.6\lambda_{SO}, 0, 0)$.

surface state of the TI is completely gapped by the proximity effect, whereas the surface states of the WSM get split and acquire a small gap, but the Weyl nodes remain unaffected. Thus the surface band acquires a superconducting gap in a TI, but no true superconducting gap is induced in WSM [24].

We also study the behavior of the induced pairing amplitudes (singlet, triplet, intra-orbital and inter-orbital) as a function of the various parameters in the theory. As shown in Ref. 20, the induced pairing amplitudes in Bi_2Se_3 - type materials with tetragonal symmetry are classified in terms of the irreducible representations Γ of the D_{4h} group. Since we are only considering proximity with an s -wave conductor in this paper, we are only interested in representations with total angular momentum $J_z = 0$. We find that the induced pairings fall off exponentially fast away from the interface both in the TI and in the WSM. But they are not very sensitive to other parameters such as the chemical potential and the time-reversal breaking parameters. The induced pairings increase as a function of the superconducting pairing amplitude of the superconductor and the coupling of the superconductor to the TI/WSM. It is also perhaps worth mentioning that both in the singlet and triplet amplitudes, the symmetries of the two largest amplitudes reverse between the TI and the WSM, with inter-orbital pairings being larger in the TI and intra-orbital pairings being larger in the WSM.

II. MODEL SYSTEM

We start with a simple tight-binding four-band lattice model for the topological insulator (TI) in three dimensions (3DTI), which can describe strong and weak topological insulators, Weyl semi-metals and ordinary insulators depending on the parameters of the model. The Bi_2Se_3 family of 3DTI, have an effective description in terms of the Hamiltonian given by $H_0 = H_C + H_{\text{SO}}$ [27] with

$$H_C = \epsilon \sum_{\mathbf{r}} \psi_{\mathbf{r}}^\dagger \tau_x \psi_{\mathbf{r}} - t \sum_{\langle \mathbf{r}, \mathbf{r}' \rangle} \psi_{\mathbf{r}}^\dagger \tau_x \psi_{\mathbf{r}'} + \text{h.c.}$$

and

$$H_{\text{SO}} = i\lambda_{\text{SO}} \sum_{\mathbf{r}} \psi_{\mathbf{r}}^\dagger \tau_z (\sigma_x \psi_{\mathbf{r}+\mathbf{y}} - \sigma_y \psi_{\mathbf{r}+\mathbf{x}}) + i\lambda_z \sum_{\mathbf{r}} \psi_{\mathbf{r}}^\dagger \tau_y \psi_{\mathbf{r}+\mathbf{z}} + \text{h.c.} \quad (1)$$

where $\psi_{\mathbf{r}}$ is the fermion operator in TI region. \mathbf{r}, \mathbf{r}' refer to site indices in all three dimensions (in the TI region) and $\mathbf{r} + \mathbf{x}$ refers to the nearest neighbour of site at \mathbf{r} in x direction (similarly for y and z directions). Here z is taken as the growth direction and σ and τ denote Pauli matrices in spin and parity (orbital) space respectively. ϵ and t denote the on-site and nearest neighbour hopping amplitudes. λ_{SO} and λ_z are the (possibly anisotropic) spin-orbit (SO) interaction strengths in the x - y plane and in the z direction respectively.

The topological invariants for the 3DTI, $\nu_\mu = (\nu_0; \nu_1, \nu_2, \nu_3)$ can be computed easily (due to parity invariance [15]) and are given by

$$(-1)^{\nu_0} = \text{sgn} [(\epsilon - 6t)(\epsilon + 6t)(\epsilon - 2t)^3(\epsilon + 2t)^3],$$

$$(-1)^{\nu_i} = \text{sgn} [(\epsilon + 6t)(\epsilon - 2t)(\epsilon + 2t)^2],$$

for $i = 1, 2, 3$. This implies that we have the following phases:

$ \epsilon > 6t $	$\nu_\mu = (0; 0, 0, 0)$	Ordinary Insulator
$ 6t > \epsilon > 2t $	$\nu_0 = 1$	Strong TI
$ 2t > \epsilon > 0$	$\nu_0 = (0; 1, 1, 1)$	Weak TI

(2)

At the boundaries of the topological phase transitions (at $\epsilon \approx \pm 6t, \pm 2t$), the bulk gap closes and the effective hamiltonian is a massless Dirac hamiltonian. By introducing either parity (inversion) or time reversal (TR) symmetry breaking perturbations to the Hamiltonian H_0 , the Dirac node can be split in 2 weyl nodes separated in energy or momentum respectively. Thus the Hamiltonian for the WSM is given by $H_W = H_0 + H_E$ where

$$H_E = \sum_{\mathbf{r}} \psi_{\mathbf{r}}^\dagger (b_0 \tau_y \sigma_z - b_x \tau_x \sigma_x + b_y \tau_x \sigma_y + b_z \sigma_z) \psi_{\mathbf{r}}. \quad (3)$$

Here b_0 and \mathbf{b} are parameters that break inversion and TR symmetry respectively [27]. Note that the Dirac node

mentioned here is the 3D Dirac node that occurs in the bulk spectrum at the phase transition between the normal and topological insulator and should not be confused with the 2D Dirac nodes, which occur in the surface spectrum of the TI phase. The phase diagram of the different phases in this model is given in Fig. 2.

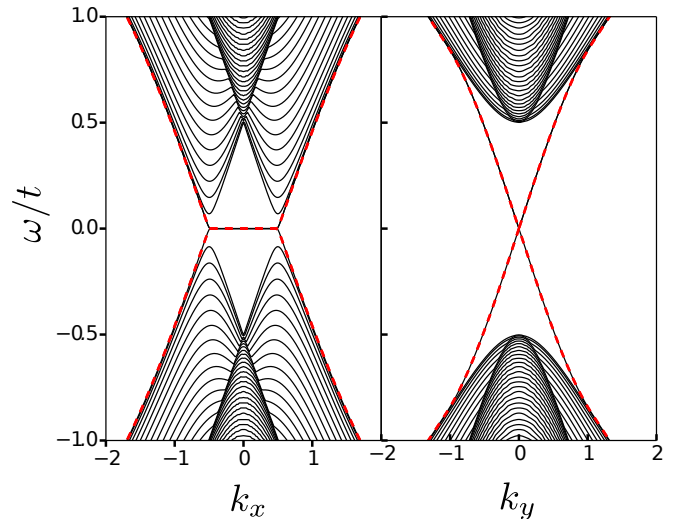


FIG. 3: (Color online) The dispersion for a WSM with 2 Weyl nodes at $\pm b_x/\lambda_z$ is shown along k_x and k_y . The parameters used are $\mathbf{b} = (0.50t, 0, 0)$, $\lambda_{\text{SO}} = \lambda_z = 0.50t$. The dashed (red) lines denote both the surface bands. Note that the surface states at opposite ends have opposite chirality.

For finite systems, both TI and WSM phases give rise to surface states. For strong topological insulators, surface states exist on each surface as mid-gap states[3], whereas in weak topological insulators, surface states arise only on particular surfaces depending on the values of ν_i ($i = 1, 2, 3$)[28]. For Weyl semi-metals (within this model), if only inversion symmetry is broken, the Weyl nodes are separated in energy and there are no surface states separable from the bulk states. Surface states arise only when TR symmetry is broken. As an example, if the TR symmetry is broken by $\mathbf{b} = b_x \hat{x}$, then the Weyl nodes occur with a separation of $b_x/\lambda_z \hat{x}$ in momentum space. In this case, we find surface states exist on the surfaces parallel to the $x - y$ and $x - z$ plane (not on the third plane). For a large enough system, the dispersion of surface states is flat between the two Weyl nodes along the k_x direction, and is linear along k_y (on $x - y$ plane) or k_z (on $x - z$ plane). The surface states exist only between the two Weyl nodes and the states on opposite surfaces have opposite chiralities, as illustrated in Fig. 3. These are the Fermi arc states. Fermi arcs can be understood as the edge states of a Chern insulator that exists for each value of k_x between the Weyl nodes. It may also be worth noting that the WSM formed near $\epsilon \sim 6t$ and $\epsilon \sim 2t$ have their chiralities reversed for the top and bottom edges.

For the rest of this paper, we concentrate on the TR broken Weyl semi-metal, with $b_0 = 0$ and $\mathbf{b} \neq 0$, since

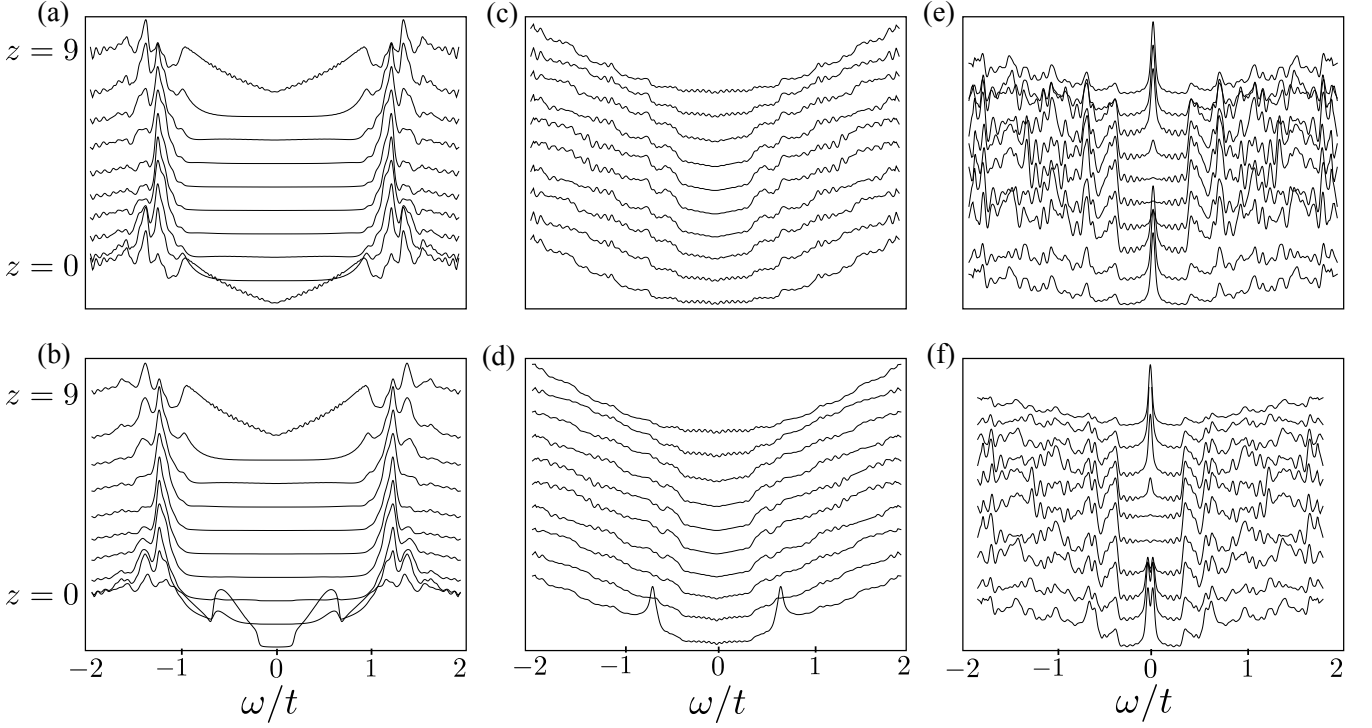


FIG. 4: This panel shows the LDOS for the TI and the WSM with the top row without coupling to the superconductor and the bottom row with coupling to the superconductor. (a) and (b) show the LDOS for the TI integrated over all momenta without and with coupling to the superconductor respectively. (c) and (d) show the same for the WSM. (e) and (f) show the LDOS at $k_y = 0$ summed over all k_x for the WSM without and with coupling to the superconductor respectively. The LDOS for the different layers are vertically offset for visibility. The parameters used are $\lambda_{SO} = \lambda_z = 0.5t$, $\Delta = 0.7t$, $\epsilon = 4t$ (for TI) or $\epsilon = 6t$ (for WSM) and $\mathbf{b} = (0.5t, 0, 0)$ for WSM.

we are interested in the proximity effect of the superconductor on the surface, i.e., on the Fermi arc states.

III. COUPLING TO THE SUPERCONDUCTOR

We now couple one of the surfaces of the WSM to an s -wave superconductor as shown in Fig. 1. The bulk Hamiltonian of the s -wave superconductor is given by

$$H_S = \epsilon_{sc} \sum_{\mathbf{R}, \sigma} \Phi_{\mathbf{R}, \sigma}^\dagger \Phi_{\mathbf{R}, \sigma} - t_{sc} \sum_{\langle \mathbf{R}, \mathbf{R}' \rangle, \sigma} \Phi_{\mathbf{R}, \sigma}^\dagger \Phi_{\mathbf{R}', \sigma} + \sum_{\mathbf{R}} \Delta \Phi_{\mathbf{R}, \uparrow}^\dagger \Phi_{\mathbf{R}, \downarrow}^\dagger + \text{h.c.}, \quad (4)$$

where Φ is the fermion operator in the superconductor. \mathbf{R}, \mathbf{R}' refer to site index in all three directions (in the superconducting region). ϵ_{sc} and t_{sc} denote the on-site energy and nearest-neighbour hopping amplitudes in the superconductor respectively. The coupling is a tunnelling term between the top layer of the superconductor and the bottom layer of the WSM -

$$H_T = \sum_{\mathbf{r}_c, \tau, \sigma} \tilde{t}_\tau \psi_{\mathbf{r}_c, \tau, \sigma}^\dagger \Phi_{\mathbf{r}_c + \mathbf{z}, \sigma} + \text{h.c.}, \quad (5)$$

where, \mathbf{r}_c denotes the sites in the last layer of the WSM (perpendicular to the interface) and $\mathbf{r}_c + \mathbf{z}$ denotes the first layer of the superconductor. τ denotes the orbital in the WSM and σ is the spin. \tilde{t}_τ is the tunnelling amplitude which can be different for the two orbitals. In this work, we have assumed that t_τ is same for both orbitals for simplicity. Using different tunnelling amplitudes for the two orbitals will change the results quantitatively, but not qualitatively. For detailed results as a function of the ratio of the tunnelling amplitudes for the TI, see 20.

The Nambu basis for the fermions in the WSM, denoted by $\tilde{\Psi}_{\mathbf{r}}^\dagger$ is given by

$$\left(\psi_{\mathbf{r}, \uparrow, 1}^\dagger, \psi_{\mathbf{r}, \downarrow, 1}^\dagger, \psi_{\mathbf{r}, \uparrow, 2}^\dagger, \psi_{\mathbf{r}, \downarrow, 2}^\dagger, \psi_{\mathbf{r}, \downarrow, 1}, -\psi_{\mathbf{r}, \uparrow, 1}, \psi_{\mathbf{r}, \downarrow, 2}, -\psi_{\mathbf{r}, \uparrow, 2} \right) \quad (6)$$

where \uparrow, \downarrow refer to the spin and 1, 2 refer to the orbitals. Since the Hamiltonian is quadratic in the superconductor degrees of freedom Φ , we can integrate them out and compute an effective action for the WSM. Following the analysis for the self-energy in Ref.[29], we decouple the superconductor and TI degrees of freedom and define the (Nambu-Gorkov) Green's function $G(\omega)$ for the WSM. The derivation is sketched in Appendix A. The Green's function is -

$$G(\omega) = [(\omega + i\delta)\mathbf{I} - H_W - \Sigma(\omega)]^{-1}. \quad (7)$$

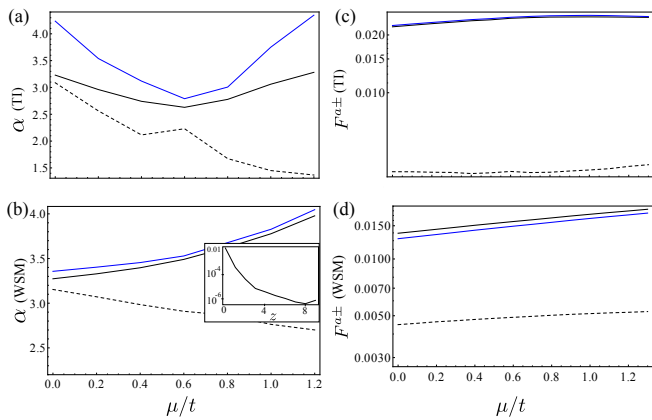


FIG. 5: (Color online) (a) and (b) show the exponential parameter α of the decay (in the unit of 1/lattice spacing in z) for various cases in the TI/WSM, as a function of the chemical potential μ/t . They are denoted by the black and blue (gray) solid lines for s -wave intra and inter-orbital amplitudes respectively, and the black line for p -wave intra-orbital amplitude. In the inset of (b), we show a typical exponential decay of the pairing in the bulk. The case shown here is the decay of intra-orbital s -wave pairing in the WSM. (c) and (d) show the almost flat behavior of the pairing amplitudes $F^{a\pm}$ as defined in Eq. (15) at $z = 0$ as a function of the chemical potential. The various parameters used are $\lambda_{\text{SO}} = \lambda_z = 0.5t$, $\Delta = 0.7t$, $\lambda_S = 0.3t$, $\epsilon = 6t$, $\mathbf{b} = (0.5t, 0, 0)$ for WSM and $\epsilon = 4t$, $\mathbf{b} = (0, 0, 0)$ for TI.

where the self-energy is -

$$\Sigma_{\mathbf{r}}(\omega) = \delta_{\mathbf{r},\mathbf{r}_c} \frac{\pi N(0)(\tilde{t})^2}{\sqrt{\Delta^2 - \omega^2}} [\omega \mathbf{I}_\eta - \Delta \eta^x] (\mathbf{I}_\tau + \tau^x) \mathbf{I}_\sigma \quad (8)$$

with \mathbf{r}_c denoting the sites in the last layer of WSM. Note that the G at each site is an 8×8 matrix comprising of the spin, orbital and particle-hole pseudo-spin subspaces. Here, we have used only the local (on-site) component of the self energy. This approximation usually works very well and we shall justify this in the last section by comparing our results with this approximation to the result obtained using exact diagonalisation.

IV. LDOS AND THE PAIRING AMPLITUDE

In this section, we use the Green's function to obtain the local density of states (LDOS) and the induced pairing amplitude both in the TI and WSM phases and discuss the dependence of the pairing on the various parameters of the model.

Using the Green's function that we derived in the previous section, we can compute the local density of states (LDOS) in the TI/WSM using

$$D(\omega, \mathbf{r}) = -\frac{1}{\pi} \sum_{\sigma, \tau} \text{Im} G_{\mathbf{r}\mathbf{r}}^{\sigma\tau}, \quad (9)$$

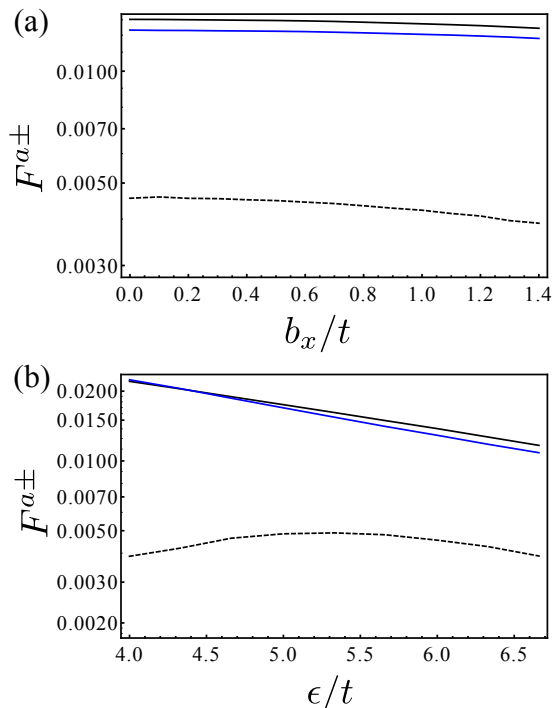


FIG. 6: (Color online) The pairing amplitudes as a function of (a) the time-reversal breaking parameter b_x/t (b) ϵ/t . The different pairing amplitudes are denoted by the black and blue (gray) solid lines as s -wave intra-orbital and inter-orbital amplitudes respectively, and the black line as p -wave intra-orbital amplitude. Note the crossing of the black and blue lines (crossing of intra and inter orbital pairings) as a function of ϵ/t . Various parameters used are $\lambda_{\text{SO}} = \lambda_z = 0.5t$, $\Delta = 0.7t$, $\lambda_S = 0.3t$. For (a), we have used $\epsilon = 6t$, and $\mathbf{b} = (0, 0, 0)$ for (b).

σ and τ being the spin and orbital index. As we increase the coupling to the superconductivity, the LDOS shows the appearance of coherence peaks in the band structure as a signature of proximity induced superconductivity. This is shown in the panel in Fig. 4 where we have plotted the LDOS at different values of z , the layer index, both for the TI and the WSM. Panels (a) and (b) show the LDOS as a function of energy (summed over all momenta) for the TI. Note the Dirac spectrum feature of the surface states for the TI (layers $z = 0$ and $z = 9$). We can also clearly see the dip in the density of states and the appearance of the coherence peaks in the first 2 layers. The coherence peaks are not sharp because we are at zero doping. (For the TI, the sharpness of the coherence peaks increases with the doping, due to the increase in density of states. For WSM, we have checked that there is no significant change when the doping is increased, because there is a significant density of states at the Weyl node even at zero doping). Panels (c) through (f) are for the Weyl semi-metal, with (c) and (d) being the LDOS summed over all momenta and (e) and (f) being the LDOS at $k_y = 0$ summed over all k_x . First, we note the absence of the Dirac spectrum feature in the

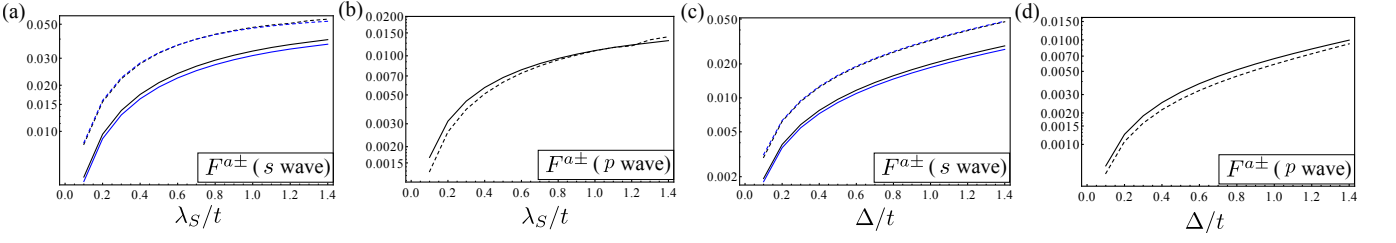


FIG. 7: (Color online) We depict the pairing amplitudes $F^{a\pm}$ as defined in Eq. (15) at $z = 0$ for the intra- and inter-orbital s -wave and intra-orbital p -wave channels as a function of the various parameters in the model. The black and blue (gray) solid lines denote intra- and inter-orbital pairing for WSM respectively, whereas, the black and blue (gray) dashed lines mark intra and inter-orbital pairing for TI respectively. (a) and (b) show the increase in both the s -wave and p -wave pairing channels as a function of the coupling λ_S between the superconductor and the WSM/TI. (c) and (d) show the increase as a function of the superconducting s -wave pairing amplitude Δ in the superconductor. Various parameters used, which are not varied, are $\lambda_{SO} = \lambda_z = 0.5t$, $\Delta = 0.7t$, $\lambda_S = 0.3t$, $\epsilon = 6t$, $\mathbf{b} = (0.5t, 0, 0)$ for WSM and $\epsilon = 4t$, $\mathbf{b} = (0, 0, 0)$ for TI.

edge states. Instead, there is peak in the DOS at $\omega = 0$ (and $k_y = 0$) which is the signature of the flat band in the absence of coupling to the superconductor. (This feature gets lost when all k_y is summed over, which is why we have also chosen to show the band-structure without summing over k_y .) With the coupling to the superconductor, the single peak splits into two with a small gap. The effect of the proximity of the superconductor on the surface states will be studied in greater detail in the next section.

Following [30], we now define the different induced pairing amplitudes. Assuming translation invariance in x and y directions, we go to momentum space $\mathbf{k} = (k_x, k_y)$ in 2 directions. For each momentum \mathbf{k} and each z coordinate, the Green's function can be written as

$$G_{z,\mathbf{k}}(\omega) = \begin{pmatrix} h_z(\omega, \mathbf{k}) & \bar{\Delta}_z(\omega, \mathbf{k}) \\ \bar{\Delta}_z^*(\omega, \mathbf{k}) & h'_z(\omega, \mathbf{k}) \end{pmatrix}. \quad (10)$$

The 4×4 pairing matrix $\bar{\Delta}_{z;\sigma\tau,\sigma'\tau'}(\omega, \mathbf{k})$ is related to the pairing amplitudes as

$$\begin{aligned} \bar{\Delta}_{z;\sigma\tau,\sigma'\tau'}(\omega, \mathbf{k}) &= \int_0^\infty \frac{dt}{2\pi} \langle c_{z,-\mathbf{k},\sigma,\tau}(t) c_{z,\mathbf{k},\sigma',\tau'}(0) \rangle e^{i\omega t} \\ &= \int_0^\infty \frac{dt}{2\pi} \hat{\Delta}_{z;\sigma\sigma'\tau\tau'}(\mathbf{k}, t) e^{i\omega t}, \end{aligned} \quad (11)$$

where the last equality defines $\hat{\Delta}_{z;\sigma\sigma'\tau\tau'}(\mathbf{k}, t)$. We only consider the equal time ($t = 0$) pairing amplitudes from here on. It is useful to form combinations of the pairing amplitudes which are even (+) or odd (-) under exchange of orbital index as -

$$\begin{aligned} \hat{\Delta}_{z;\sigma\sigma'}^{i\pm}(\mathbf{k}) &= \hat{\Delta}_{z;\sigma\sigma',11}(\mathbf{k}) \pm \hat{\Delta}_{z;\sigma\sigma',22}(\mathbf{k}) \\ \hat{\Delta}_{z;\sigma'\sigma'}^{I\pm}(\mathbf{k}) &= \hat{\Delta}_{z;\sigma\sigma',12}(\mathbf{k}) \pm \hat{\Delta}_{z;\sigma\sigma',21}(\mathbf{k}) \end{aligned} \quad (12)$$

where the superscript i or I on the LHS refers to intra-orbital and inter-orbital pairings. Each of these $\hat{\Delta}$ is a 2×2 matrix in spin space and can be written as a sum of singlet and triplet components -

$$\hat{\Delta}(\mathbf{k}) = i\sigma^y \psi(\mathbf{k}) + i\sigma^y (\mathbf{d}(\mathbf{k}) \cdot \boldsymbol{\sigma}) \quad (13)$$

where due to Fermi statistics, $\psi(\mathbf{k})$ is even and $\mathbf{d}(\mathbf{k})$ is odd under $\mathbf{k} \rightarrow -\mathbf{k}$ for $i\pm$ and $I+$ pairings, whereas, $\psi(\mathbf{k})$ is odd and $\mathbf{d}(\mathbf{k})$ is even under $\mathbf{k} \rightarrow -\mathbf{k}$ for $I-$ pairings. Then, the even and odd intra-orbital and even inter-orbital amplitudes have the usual s -wave spin singlet and p -wave spin-triplet pairing while the odd interorbital amplitude has a p -wave spin singlet and s -wave spin triplet pairing. Reference [20] found that an s -wave superconductor does not induce even frequency odd interorbital pairings in TI (although a p -wave superconductor can do so), however, it does induce odd frequency odd interorbital pairings. In this work, since we are only interested in equal time correlations, we ignore the even frequency odd interorbital and all odd frequency pairing amplitudes.

The Hamiltonian of Bi_2Se_3 - type material considered here has tetragonal symmetry (since it is written on a cubic lattice) and the induced pairings are classified in terms of the irreducible representations Γ of the D_{4h} group [20]. Thus, $\psi(\mathbf{k})$ and $\mathbf{d}(\mathbf{k})$ must have a functional dependence on \mathbf{k} , which forms an irreducible representation of D_{4h} . Since we are only considering proximity with an s -wave superconductor in this paper and assuming that the angular momentum in the \hat{z} direction is conserved in the tunneling process, there are only three relevant representations - A_{1g} , A_{1u} and A_{2u} . Up to linear order in \mathbf{k} (and taking $k_z = 0$) we have, $\psi(\mathbf{k}) = 1$ for A_{1g} , $\mathbf{d}(\mathbf{k}) = (k_x, k_y, 0)$ for A_{1u} and $\mathbf{d}(\mathbf{k}) = (k_y, -k_x, 0)$ for A_{2u} . On a square lattice, we may replace \mathbf{k}^2 by $1 - \cos(\mathbf{k})$ and terms linear in \mathbf{k} by $\sin(\mathbf{k})$. We can then classify the $\hat{\Delta}(\mathbf{k})$ found numerically, by finding their inner product with the basis functions. For this, we define

$$F_{\sigma\sigma'}^{a\pm} = \frac{1}{2N_{\mathbf{k}}} \sum_{\mathbf{k}} S_{\sigma\sigma'}^*(\mathbf{k}) \hat{\Delta}_{\sigma'\sigma}^{a\pm}(\mathbf{k}) \quad (14)$$

where, $S_{\sigma\sigma'}(\mathbf{k})$ is one of the basis functions given above. The superscript $a = i, I$ refers to intra and inter-orbital pairing respectively. Then the inner product is

$$F^{a\pm} = \sum_{\sigma\sigma'} F_{\sigma\sigma'}^{a\pm}. \quad (15)$$

We find that the spin singlet amplitudes have a dominant component with A_{1g} pairing as expected, but the triplet components have A_{2u} pairing and not A_{1u} in both TI and WSM[31]. This is due to the form of the spin-momentum locked low energy Dirac surface state which enforces the vanishing of the A_{1u} triplet amplitude[20].

We note that for the spin singlet, the odd intra-orbital pairing is lower by two orders of magnitude compared to the even orbital pairings. Thus, only s-wave spin singlets with even orbital pairings are dominant. For spin triplet, the even orbital pairings are lower by two orders of magnitude with respect to the odd intra-orbital pairing. Thus, a p-wave spin triplet with odd intra-orbital pairing is dominantly induced. Hence, for both the TI and the WSM, we only display the behavior of the following three amplitudes - spin singlet even intra- and inter-orbital pairing and spin triplet odd intra-orbital pairing.

In both the TI and the WSM, the pairing amplitudes fall off exponentially in the bulk[16, 26]. The falloff can be numerically fit to an exponential $F \propto e^{-\alpha z}$, where the direction z is perpendicular to the surface of contact to the superconductor. In Fig. 5(a),(b) we show how α varies for the various pairing amplitudes as a function of the chemical potential μ for TI and the WSM. We note that α starts to decrease as we increase μ in the case of TI, both for s and p wave amplitudes, which means a greater penetration [26]. For the case of WSM, the s -wave pairing has a decreased penetration with increasing μ in contrast to the TI, whereas the p -wave pairing has mildly increasing penetration.

In Fig. 5(c),(d) we compare how the various pairing amplitudes at $z = 0$ for the TI and the WSM change as a function of the chemical potential μ/t . We note that the spin singlet amplitudes are higher than the spin triplet amplitudes in all cases. There is also not much variation between the TI and the WSM as far as the spin singlet amplitudes are concerned. But the spin triplet amplitudes have substantially larger variation between the TI and the WSM.

We have also studied the behavior of these pairing amplitudes in both the TI and the WSM as a function of various other parameters. The pairing amplitudes remain flat with time-reversal symmetry breaking perturbations b_x , as shown in Fig. 6(a). In Fig. 6(b) ϵ/t parameterizes the flow from the TI to the WSM, which shows a switching from inter to intra-orbital pairing as one moves from the TI to the WSM. We show the pairing amplitudes in Fig. 7 at $z = 0$ as a function of the coupling to the superconductor $\lambda_S = \pi N(0)(\tilde{t})^2$ and as a function of the superconducting pairing amplitude Δ and in general, we see that all the pairing amplitudes increase as the parameters increase.

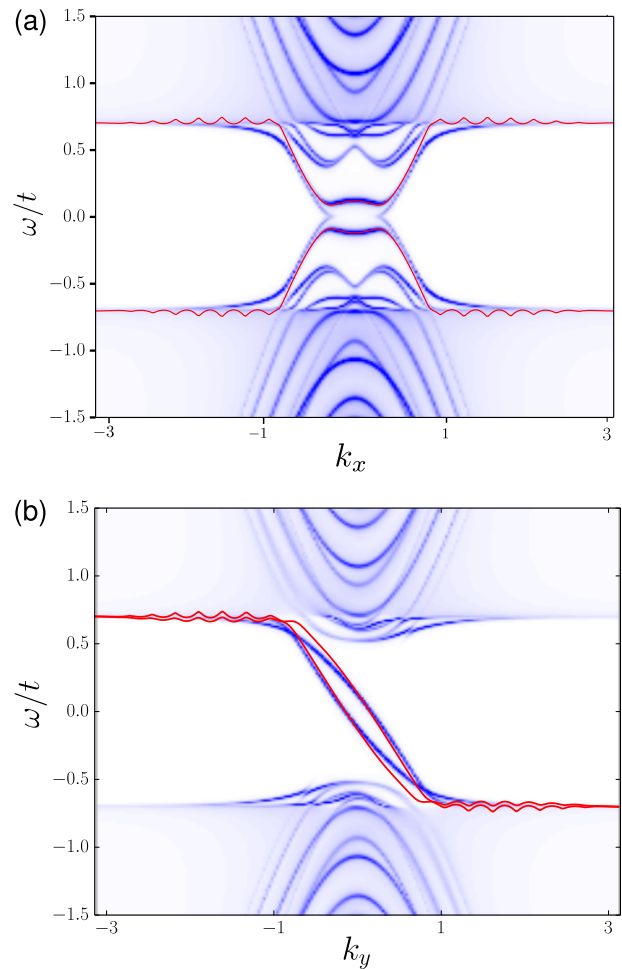


FIG. 8: (Color online) Comparison of the Green's function technique that we used with exact diagonalization results for the effect of the proximity induced superconductivity in the surface bands of the WSM with momenta (a) k_x and (b) k_y where the Weyl nodes lie along k_x . The blue (gray) high density lines are the modified bands in the system with proximity to the superconductor obtained from the LDOS at $z = 0$, while the red (darker) solid line is the surface band at $z = 0$ via exact diagonalization. Note that we have only depicted the surface band at $z = 0$ and have suppressed the other surface state. The induced gap vanishes at the Weyl nodes for a large enough system size, but the surface band splits. The various parameters that have been used for the LDOS are $\lambda_{SO} = \lambda_z = 0.5t$, $\Delta = 0.7t$, $\lambda_S = 0.9t$, $\epsilon = 6t$, $\mathbf{b} = (0.5t, 0, 0)$ and the number of sites in z has been taken to be 20. We have used $k_y = 0$ for (a) and $k_x = 0$ for (b).

V. SURFACE STATES & COMPARISON WITH EXACT DIAGONALIZATION

Finally, we discuss the effect of superconducting proximity on the surface states and we compare the results from the Green's function method with an exact diagonalization. After computing the self-energy of the electrons in the WSM due to the proximity effect as in Eq. (8), we can construct the effective band-structure

by solving

$$\text{Det}[H_W + \Sigma(\omega) - \omega] = 0, \quad (16)$$

which, in turn, is the equivalent of finding the peaks in the LDOS of the system. For the case of the TI, the surface state acquires an induced pairing which gaps the surface band completely in agreement with earlier results[16], whereas for the surface state of the WSM, the induced gap is much smaller and actually vanishes at the Weyl nodes. This is shown in Fig. 8(a) and (b), where the effective band structure of the WSM in proximity with a superconductor is plotted as a function of k_x and k_y respectively. The same band structure has also been plotted using exact diagonalisation. Note that Fig. 8 is only the bandstructure at the surface in proximity to the superconductor. This is why the other surface state, with opposite chirality is not visible here. The first point to note is that there is no qualitative difference in the band structure using the Green's function technique and using exact diagonalisation. This clearly justifies the approximation of using only the on-site or local component in the self-energy. Also, note that in contrast to the dispersion in Fig. 3 without the proximity effect, we see here that the proximity to the superconductor has split the flat band into two, giving rise to a small anisotropic gap. However, the states at the Weyl nodes are not gapped. This is not unexpected because the s -wave superconducting correlations couples the electrons at one node of a certain chirality to holes at the other node of the *same* chirality (because the two nodes have opposite chirality, but the holes and electrons also have opposite chirality), hence, no gap can open up[24]. It is also of interest to consider the band structure as a function of k_y as shown in Fig. 8(b). The edge states of the Chern insulator for each fixed value of k_x between the nodes, are now split by the proximity effect into two edge states, each carrying *half* the Chern number of the original edge state. We also compare the LDOS computation with an exact diagonalization and as can be seen in the Figure, the results match quite well.

VI. DISCUSSION AND CONCLUSIONS

In summary, we have provided a detailed study of proximity induced superconductivity in Weyl semimetals. We have focused on proximity of s -wave superconductor in the current work, though a similar analysis can also be made for p -wave and d -wave superconductors. We find that despite the presence of bulk metallic states in the WSM, the induced pairing remains confined to a few layers close to the interface and in fact, falls off exponentially fast away from the interface. We note that the s -wave superconductor induces both s -wave and p -wave pairing, but the induced p -wave pairing is always smaller than the dominant s -wave pairing. We also find that increasing the chemical potential does not increase either the penetration into the bulk, or the ratio between the

p -wave and the s wave amplitudes significantly. Both s -wave and p -wave components of the induced pairing can, however, be increased by increasing the pairing amplitude in the superconductor or by increasing the coupling to the superconductor.

Acknowledgments

U.K, S.P and S.R would like to thank J. D. Sau for useful discussions. Computational work for this study was carried out at the cluster computing facility in the Harish-Chandra Research Institute (<http://www.hri.res.in/cluster>). A.K was supported by the College of Arts and Science at Indiana University, Bloomington. Further funding was provided by the Offices of the Vice President for Research and the Vice Provost for Research at Indiana University through the Faculty Research Support Program. We would also like to thank the anonymous referee for comments, which were helpful in improving the clarity and presentation of the work.

Appendix A: Computation of the self-energy

We compute the self-energy of the Weyl semimetal electrons tunnel-coupled to a superconductor along one of its surfaces, following Ref.[29]. The complete Hamiltonian is given as

$$H = H_C + H_{SO} + H_E + H_S + H_T \quad (A1)$$

where $H_C + H_{SO}$ is given in Eq.(1), H_E is given in Eq.(3), H_S is given in Eq. (4) and H_T is given in Eq. (5). We work in the Nambu basis for the fermions given in Eq. (6). In this basis the hamiltonian for the WSM is $H_W = H_C + H_{SO} + H_E$ with

$$\begin{aligned} H_C &= -t \sum_{\langle \mathbf{r}, \mathbf{r}' \rangle} \tilde{\Psi}_{\mathbf{r}}^\dagger h_c \tilde{\Psi}_{\mathbf{r}'} + h.c. + \epsilon \sum_{\mathbf{r}} \tilde{\Psi}_{\mathbf{r}}^\dagger h_c \tilde{\Psi}_{\mathbf{r}} \\ H_{SO} &= \sum_{\mathbf{r}} \tilde{\Psi}_{\mathbf{r}}^\dagger h_{sx} \tilde{\Psi}_{\mathbf{r}+\mathbf{x}} + \sum_{\mathbf{r}} \tilde{\Psi}_{\mathbf{r}}^\dagger h_{sy} \tilde{\Psi}_{\mathbf{r}+\mathbf{y}} \\ &\quad + \sum_{\mathbf{r}} \tilde{\Psi}_{\mathbf{r}}^\dagger h_{sz} \tilde{\Psi}_{\mathbf{r}+\mathbf{z}} + h.c. \\ H_E &= \sum_{\mathbf{r}} \tilde{\Psi}_{\mathbf{r}}^\dagger h_E \tilde{\Psi}_{\mathbf{r}}. \end{aligned} \quad (A2)$$

The various h matrices defined above are given as

$$\begin{aligned}
h_c &= \eta^z \tau^z \mathbf{I}_\sigma, \\
h_{sx} &= \lambda_{SO} \eta^z \tau^z \sigma^y \\
h_{sy} &= \lambda_{SO} \eta^z \tau^z \sigma^x \\
h_{sz} &= i \lambda_z \eta^z \tau^y \mathbf{I}_\sigma \\
h_E &= (b_o \eta^z \tau^y \sigma^z) \\
&\quad + (-b_x \mathbf{I}_\eta \tau^x \sigma^x + b_y \mathbf{I}_\eta \tau^x \sigma^y + b_z \mathbf{I}_\eta \mathbf{I}_\tau \sigma^z). \quad (\text{A3})
\end{aligned}$$

where, as mentioned below Eq. (1), σ and τ denote Pauli matrices in spin and parity (orbital) space and η represents the particle-hole pseudo-spin.

For the superconductor, we only require a 4-component Nambu basis $\tilde{\Phi}_{\mathbf{R}}^\dagger = (\phi_{\mathbf{R}\uparrow}^\dagger, \phi_{\mathbf{R}\downarrow}^\dagger, \phi_{\mathbf{R}\downarrow}, -\phi_{\mathbf{R}\uparrow})$. In this basis, the Hamiltonian for superconductor, Eq (4), is -

$$\begin{aligned}
H_S &= \sum_{\mathbf{R}} \tilde{\Phi}_{\mathbf{R}}^\dagger (\epsilon_{sc} \eta^z + \Delta \eta^x) \mathbf{I}_\sigma \tilde{\Phi}_{\mathbf{R}} \\
&\quad - t_{sc} \sum_{\langle \mathbf{R}, \mathbf{R}' \rangle} \tilde{\Phi}_{\mathbf{R}}^\dagger \eta^z \mathbf{I}_\sigma \tilde{\Phi}_{\mathbf{R}'} + h.c. \quad (\text{A4})
\end{aligned}$$

The coupling between the semi-metal fermions and the fermions in the superconductor, Eq (5), is -

$$H_T = \sum_{\mathbf{r}, \mathbf{R}} \tilde{\Psi}_{\mathbf{r}}^\dagger A_{\mathbf{r}, \mathbf{R}} \tilde{\Phi}_{\mathbf{R}} + h.c. \quad (\text{A5})$$

where,

$$A_{\mathbf{r}, \mathbf{R}} = \delta_{\mathbf{r}, \mathbf{r}_c} \delta_{\mathbf{R}, \mathbf{r}+\mathbf{z}} \begin{pmatrix} \tilde{t}_1 & 0 & 0 & 0 \\ 0 & \tilde{t}_1 & 0 & 0 \\ \tilde{t}_2 & 0 & 0 & 0 \\ 0 & 0 & -\tilde{t}_1 & 0 \\ 0 & 0 & 0 & -\tilde{t}_1 \\ 0 & 0 & -\tilde{t}_2 & 0 \\ 0 & 0 & 0 & -\tilde{t}_2 \end{pmatrix}. \quad (\text{A6})$$

The total action for the system can now be written as

$$S = \int_{-\infty}^{\infty} dt \left[\sum_{\mathbf{R}} \tilde{\Phi}_{\mathbf{R}}^\dagger [i\hbar \partial_t] \tilde{\Phi}_{\mathbf{R}} + \sum_{\mathbf{r}} \tilde{\Psi}_{\mathbf{r}}^\dagger [i\hbar \partial_t] \tilde{\Psi}_{\mathbf{r}} - H \right]$$

where H is the complete Hamiltonian given in Eq. (A1). After taking a Fourier transform over time, the action can be written in terms of the bare Green's functions of the superconductor and the WSM as follows -

$$\begin{aligned}
S &= \int_{-\infty}^{\infty} \frac{d\omega}{2\pi} \sum_{\mathbf{R}, \mathbf{R}', \mathbf{r}, \mathbf{r}'} [\tilde{\Phi}_{\mathbf{R}}^\dagger G_{\mathbf{R}, \mathbf{R}'}^{-1}(\omega) \tilde{\Phi}_{\mathbf{R}'} + \tilde{\Psi}_{\mathbf{r}}^\dagger G_{\mathbf{B}, \mathbf{r}, \mathbf{r}'}^{-1}(\omega) \tilde{\Psi}_{\mathbf{r}'} \\
&\quad + \tilde{\Phi}_{\mathbf{R}}^\dagger A_{\mathbf{R}, \mathbf{r}}^\dagger \tilde{\Psi}_{\mathbf{r}} + \tilde{\Psi}_{\mathbf{r}}^\dagger A_{\mathbf{r}, \mathbf{R}} \tilde{\Phi}_{\mathbf{R}}] \quad (\text{A7})
\end{aligned}$$

where, $\mathcal{G}(\omega)$ and $G_B(\omega)$ are the bare Green's functions of the superconductor and the semimetal respectively. We now define

$$\tilde{\chi}_{\mathbf{R}} = \tilde{\Phi}_{\mathbf{R}} + \sum_{\mathbf{r}, \mathbf{R}'} \mathcal{G}_{\mathbf{R}, \mathbf{R}'}(\omega) A_{\mathbf{R}', \mathbf{r}}^\dagger \tilde{\Psi}_{\mathbf{r}}$$

and obtain

$$S = \int_{-\infty}^{\infty} \frac{d\omega}{2\pi} \left[\sum_{\mathbf{R}, \mathbf{R}'} \tilde{\chi}_{\mathbf{R}}^\dagger \mathcal{G}_{\mathbf{R}, \mathbf{R}'}^{-1}(\omega) \tilde{\chi}_{\mathbf{R}'} + \sum_{\mathbf{r}, \mathbf{r}'} \tilde{\Psi}_{\mathbf{r}}^\dagger G_{\mathbf{r}, \mathbf{r}'}^{-1}(\omega) \tilde{\Psi}_{\mathbf{r}'} \right]$$

where $G^{-1}(\omega) = G_B^{-1}(\omega) - \Sigma(\omega)$ is the inverse of the full Green's function and the self energy is given by

$$\Sigma_{\mathbf{r}, \mathbf{r}'}(\omega) = \sum_{\mathbf{R}, \mathbf{R}'} A_{\mathbf{r}, \mathbf{R}} \mathcal{G}_{\mathbf{R}, \mathbf{R}'}(\omega) A_{\mathbf{R}', \mathbf{r}'}^\dagger \quad (\text{A8})$$

The two fields $\tilde{\chi}$ and $\tilde{\Psi}$ are decoupled and the effect of superconductor on the WSM is encoded in the self-energy term. Now, we approximate \mathcal{G} by the bulk Green's function of the superconductor given by

$$\begin{aligned}
\mathcal{G}_{\mathbf{R}, \mathbf{R}'}(\omega) &= \sum_{\mathbf{K}} \frac{e^{i\mathbf{K} \cdot (\mathbf{R} - \mathbf{R}')}}{\omega^2 - (\xi_K^2 + \Delta^2)} \\
&\quad \times \begin{pmatrix} \omega + \xi_K & 0 & \Delta & 0 \\ 0 & \omega + \xi_K & 0 & \Delta \\ \Delta & 0 & \omega - \xi_K & 0 \\ 0 & \Delta & 0 & \omega - \xi_K \end{pmatrix},
\end{aligned}$$

where \mathbf{K} is the momentum in all three dimensions and $\xi_K = \epsilon_{sc} - 2t_{sc} \sum_i \cos K_i$. This approximation essentially ignores any surface effects that might exist in the superconductor itself. We ignore these, since the surface effects of a superconductor are not of primary interest here.

Then assuming \tilde{t} to be the same for both the orbitals, the on-site ($\mathbf{r} = \mathbf{r}'$) self-energy is

$$\begin{aligned}
\Sigma_{\mathbf{r}, \mathbf{r}}(\omega) &= (\tilde{t})^2 \delta_{\mathbf{r}, \mathbf{r}_c} \sum_{\mathbf{K}} \frac{1}{\omega^2 - (\xi_K^2 + \Delta^2)} \times \\
&\quad [\omega \mathbf{I}_\eta - \Delta \eta^x + \xi_K \eta^z] (\mathbf{I}_\tau + \tau^x) \mathbf{I}_\sigma \quad (\text{A9})
\end{aligned}$$

Summing over the momenta, we get the final expression for self energy to be

$$\Sigma_{\mathbf{r}}(\omega) = \delta_{\mathbf{r}, \mathbf{r}_c} \frac{\pi N(0) (\tilde{t})^2}{\sqrt{\Delta^2 - \omega^2}} [\omega \mathbf{I}_\eta - \Delta \eta^x] (\mathbf{I}_\tau + \tau^x) \mathbf{I}_\sigma \quad (\text{A10})$$

as used in the main text.

[1] M. Buttiker, Science **325**, 278 (2009); M. Z. Hasan and C. L. Kane, Rev. Mod. Phys. **82**, 3045 (2010), X-L Qi and S-C Zhang, Rev. Mod. Phys. **83**, 1057 (2011).

[2] K. von Klitzing, G. Dorda, and M. Pepper, Phys. Rev. Lett. **45**, 494 (1980); D. C. Tsui, H.L. Stormer, and A. C. Gossard, Phys. Rev. Lett. **48**, 1559 (1982); R. E.

- Prange and S. M. Girvin, 'The Quantum Hall Effect', Springer-Verlag, New York, 1990.
- [3] C. L. Kane and E. J. Mele, Phys. Rev. Lett. **95**, 226801 (2005); *ibid*, Phys. Rev. Lett. **95**, 146802 (2005); C. Wu, B. A. Bernevig, and S. C. Zhang, Phys. Rev. Lett. **96**, 106401 (2006); B. A. Bernevig, T. L. Hughes, and S. C. Zhang, Science **314**, 1757 (2006); J. E. Moore and L. Balents, Phys. Rev. B **75**, 121306 (2007); R. Roy, Phys. Rev. B **79**, 195321 (2009). König, M., H. Buhmann, L. W. Molenkamp, T. L. Hughes, C.-X. Liu, X. L. Qi, and S. C. Zhang, J. Phys. Soc. Jpn. **77**, 031007(2008); König, M., S. Wiedmann, C. Brune, A. Roth, H. Buhmann, L. Molenkamp, X.-L. Qi, and S.-C. Zhang, Science **318**, 766 (2007).
- [4] A. P. Schnyder, S. Ryu, A. Furusaki, and A. W. W. Ludwig, Phys. Rev. B **78**, 195125 (2008).
- [5] A. Kitaev, cond-mat/0904.2197, Proceedings on the L.D.Landau Memorial Conference, Advances in Theoretical physics', June 2008, Chernogolovka, Moscow, Russia.
- [6] X. Wan, A. M. Turner, A. Vishwanath, and S. Y. Savrasov, Phys. Rev. B **83**, 205101 (2011); A. A. Burkov and L. Balents, Phys. Rev. Lett. **107**, 127205 (2011); P. Hosur, S. A. Parameswaran, and A. Vishwanath, Phys. Rev. Lett. **108**, 046602 (2012).
- [7] A. A. Burkov and L. Balents, Phys. Rev. Lett. **107**, 127205 (2011); A. A. Burkov, M. D. Hook, and L. Balents, Phys. Rev. B **84**, 235126 (2011).
- [8] P. Delplace, J. Li, and D. Carpentier, Europhys. Lett. **97**, 67004 (2012) ; A. A. Zyuzin, S. Wu, and A.A. Burkov, Phys. Rev. B **85**, 165110 (2012); V. Aji, Phys. Rev. B **85**, 241101 (2012); T. Ojanen, Phys. Rev. B **87**, 245112 (2013); Z. Huang, D. P. Arova, and A. V. Balatsky, New Jnl. of Phys. **15**, 123019 (2013).
- [9] A. A. Zyuzin and A. A. Burkov, Phys. Rev. B **86**, 115133 (2012); Y. Chen, S Wu, and A. A. Burkov, Phys. Rev. B **88**, 125105 (2013); P. Goswami and S. Tewari, Phys. Rev. B **88**, 245107 (2013).
- [10] A. M. Turner and A. Vishwanath, cond-mat/1301.0330; P. Hosur and X. Qi, cond-mat/1309.4464, Comptes Rendus Physique, **14**, 857 (2013).
- [11] Y. S. Hor *et al.*, Phys. Rev. Lett. **104**, 057001 (2010).
- [12] L. Fu and E. Berg, Phys. Rev. Lett. **105**, 097001 (2010).
- [13] M. Sato, Phys. Rev. B **81**, 220504(R) (2010).
- [14] S. Sasaki *et al.*, Phys. Rev. Lett. **107**, 217001 (2011).
- [15] L.Fu and C. L. Kane, Phys. Rev. Lett. **100**, 096407 (2008).
- [16] T. D. Stanescu, J. D. Sau, R. M. Lutchyn, and S. Das Sarma, Phys. Rev. B **81**, 241310(R) (2010)
- [17] P. Sitthison and T. D. Stanescu, preprint, cond-mat/1405.0328.
- [18] Y. Tanaka, T. Yokoyama, and N. Nagaosa, Phys. Rev. Lett. **103**, 107002 (2009).
- [19] J. Linder, Y. Tanaka, T. Yokoyama, A. Sudbo, and N. Nagaosa, Phys. Rev. Lett. **104**, 067001 (2010).
- [20] A. M. Black-Schaffer and A. V. Balatsky, Phys. Rev. B **87**, 220506(R) (2013).
- [21] A. M. Black-Schaffer and A. V. Balatsky, Phys. Rev. B **88**, 104514(R) (2013).
- [22] Y. Tanaka, M. Sato, and N. Nagaosa, Jnl Of Phys. Soc. Jpn **81**, 011013 (2012).
- [23] T. O. Wehling, A. M. Black-Schaffer, and A. V. Balatsky, cond-mat/1405.5774.
- [24] T. Meng and L. Balents, Phys. Rev. B **86**, 054504 (2012).
- [25] G. Y. Cho, J. H. Bardarson, Y. M. Lu, and J. E. Moore, Phys. Rev. B **86**, 214514 (2012).
- [26] K. Lee, A. Vaezi, M. H. Fischer, and E. Kim, preprint, cond-mat/1402.3297.
- [27] M. M. Vazifeh and M. Franz, Phys. Rev. Lett. **111**, 027201 (2013).
- [28] L. Fu and C.L. Kane, Phys. Rev. B **76**, 045302 (2007).
- [29] D. Chevallier, P. Simon, and C. Bena, Phys. Rev. B **88**, 165401 (2013).
- [30] M. Sigrist and K. Ueda, Rev. Mod. Phys. **63**, 239 (1991).
- [31] We have checked that even though the WSM breaks time-reversal symmetry, the non-unitarity of the triplet pairing matrix is very small and does not give rise to any significant finite magnetic moment for the Cooper pair.