

LARGE DEVIATIONS FOR THE SQUARED RADIAL ORNSTEIN-UHLENBECK PROCESS

MARIE DU ROY DE CHAUMARAY

ABSTRACT. We establish large deviation principles for the couple of the maximum likelihood estimators of dimensional and drift coefficients in the generalised squared radial Ornstein-Uhlenbeck process. We focus our attention to the most tractable situation where the dimensional parameter $a > 2$ and the drift parameter $b < 0$. In contrast to the previous literature, we state large deviation principles when both dimensional and drift coefficient are estimated simultaneously.

1. INTRODUCTION

The generalized squared radial Ornstein-Uhlenbeck process, also known as the Cox-Ingersoll-Ross process, is the strong solution of the stochastic differential equation

$$(1.1) \quad dX_t = (a + bX_t)dt + 2\sqrt{X_t}dB_t$$

where the initial state $X_0 = x \geq 0$, the dimensional parameter $a > 0$, the drift coefficient $b \in \mathbb{R}$ and (B_t) is a standard Brownian motion. The behaviour of the process has been widely investigated and depends on the values of both coefficient a and b . We shall restrict ourself to the most tractable situation where $a > 2$ and $b < 0$. In this case, the process is ergodic and never reaches zero.

We estimate parameters a and b at the same time using a trajectory of the process over the interval $[0, T]$. The maximum likelihood estimators (MLE) of a and b are given by:

$$(1.2) \quad \hat{a}_T = \frac{\int_0^T X_s ds \int_0^T \frac{1}{X_s} dX_s - T X_T}{\int_0^T X_s ds \int_0^T \frac{1}{X_s} ds - T^2} \quad \text{and} \quad \hat{b}_T = \frac{X_T \int_0^T \frac{1}{X_s} ds - T \int_0^T \frac{1}{X_s} dX_s}{\int_0^T X_s ds \int_0^T \frac{1}{X_s} ds - T^2}.$$

Overbeck [12] has shown that \hat{a}_T and \hat{b}_T both converge almost surely to a and b . In addition, he has proven that

$$\sqrt{T} \begin{pmatrix} \hat{a}_T - a \\ \hat{b}_T - b \end{pmatrix} \xrightarrow{\mathcal{L}} \mathcal{N}(0, 4C^{-1}) \quad \text{where} \quad C = \begin{pmatrix} \frac{-b}{a-2} & -1 \\ -1 & -\frac{a}{b} \end{pmatrix}.$$

Moderate deviation results for \hat{a}_T and \hat{b}_T are achieved in [6]. In addition, Zani [13] established large deviation principles (LDP) for the MLE of a assuming b known and, conversely, for the MLE of b assuming a known. Our goal is to extend her results to the case where both parameters are estimated simultaneously. Our methods are

Key words and phrases. Squared radial Ornstein-Uhlenbeck process, Maximum likelihood estimates, Large deviations.

different and we explain how we have simplified her approach at the beginning of Section 2.2 and Section 4.

The paper is organised as follows. Section 2 is devoted to an LDP for the couple (\hat{a}_T, \hat{b}_T) , which is obtained via LDPs for two other couples of estimators constructed on the MLE. Before we prove those results, which is respectively the aim of sections 5 and 6, we investigate in section 3 LDPs for some useful functionals of the process and compute in section 4 the normalized cumulant generating function of a given quadruplet, which is a keystone for every LDP we establish in this paper. Technical proofs are postponed to Appendix A to E.

2. MAIN RESULTS

We start by rewriting the estimators \hat{a}_T and \hat{b}_T in such a way that they are much easier to handle. We need to suppose the starting point $x > 0$ to apply the well-known Itô's formula to $\log X_T$. We obtain that

$$(2.1) \quad \int_0^T \frac{1}{X_t} dX_t = \log X_T - \log x + 2 \int_0^T \frac{1}{X_t} dt$$

which leads to

$$(2.2) \quad \hat{a}_T = \frac{S_T (2 \Sigma_T + L_T) - \frac{X_T}{T}}{V_T} \quad \text{and} \quad \hat{b}_T = \frac{(\frac{X_T}{T} - 2) \Sigma_T - L_T}{V_T}$$

where the denominator $V_T = S_T \Sigma_T - 1$ with

$$S_T = \frac{1}{T} \int_0^T X_t dt \quad \text{and} \quad \Sigma_T = \frac{1}{T} \int_0^T \frac{1}{X_t} dt,$$

and

$$L_T = \frac{\log X_T - \log x}{T}.$$

For the remaining of the paper, we suppose the starting point x equal to 1. This assumption does not change the large deviation results because both estimators, with and without $\log x$, are exponentially equivalent so that they share the same LDP. We first consider couples of simplified estimators constructed from (\hat{a}_T, \hat{b}_T) using the fact that L_T and X_T/T both tend to zero almost surely for T going to infinity. This will be useful for the study of the MLE (\hat{a}_T, \hat{b}_T) .

2.1. Simplified estimators. A first strategy to propose simplified estimators of a and b is to remove the logarithmic term L_T in the expression of \hat{a}_T and \hat{b}_T given by (2.2). This way, we obtain a new couple $(\tilde{a}_T, \tilde{b}_T)$ defined by

$$(2.3) \quad \tilde{a}_T = \frac{2 S_T \Sigma_T - \frac{X_T}{T}}{V_T} \quad \text{and} \quad \tilde{b}_T = \frac{(\frac{X_T}{T} - 2) \Sigma_T}{V_T}.$$

It is clear that \tilde{a}_T and \tilde{b}_T converge almost surely to a and b . Moreover, we also have the same asymptotic normality

$$\sqrt{T} \begin{pmatrix} \tilde{a}_T - a \\ \tilde{b}_T - b \end{pmatrix} \xrightarrow{\mathcal{L}} \mathcal{N}(0, 4C^{-1}).$$

The proof of this result can be found in appendix E. We also state an LDP for the couple $(\tilde{a}_T, \tilde{b}_T)$ assuming both parameters a and b unknown.

Theorem 2.1. *The couple $(\tilde{a}_T, \tilde{b}_T)$ satisfies an LDP with good rate function*

$$J_{a,b}(\alpha, \beta) = \begin{cases} \frac{(a-2)^2\beta}{8(2-\alpha)} \left(1 + \frac{(2-\alpha)b}{\beta(a-2)}\right)^2 + 2\beta - b & \text{if } \alpha > 2, \frac{b}{3} \leq \beta < 0 \\ & \text{or if } \alpha < 2, \beta > 0, \\ \frac{(a-2)^2\beta}{8(2-\alpha)} \left(1 + \frac{(2-\alpha)b}{\beta(a-2)}\right)^2 - \frac{\beta}{4} \left(1 - \frac{b}{\beta}\right)^2 & \text{if } \alpha > 2, \beta \leq \frac{b}{3}, \\ -b & \text{if } (\alpha, \beta) = (2, 0), \\ +\infty & \text{otherwise.} \end{cases}$$

Proof. The proofs of this theorem and the two following corollaries are postponed to section 5. \square

We give the shape of this rate function in Figure 1 below in the particular case $(a, b) = (4, -1)$ and over $[3, 5] \times [-4, -0.5]$. One can notice that the rate function reaches zero at point $(4, -1)$.

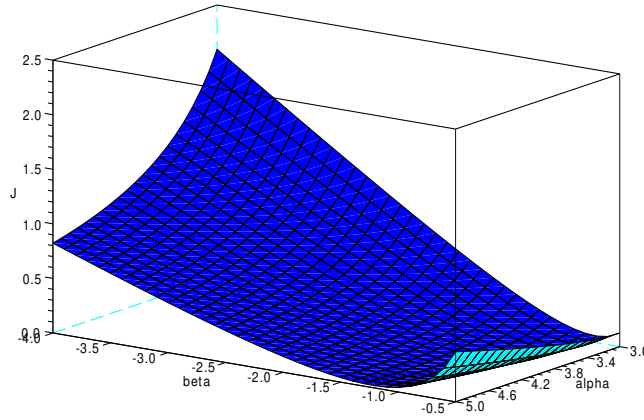


FIGURE 1. Rate function for the couple of simplified estimators $(\tilde{a}_T, \tilde{b}_T)$

LDPs for each estimator \tilde{a}_T and \tilde{b}_T immediately follow from contraction principle [4].

Corollary 2.1. *The sequence (\tilde{a}_T) satisfies an LDP with good rate function*

$$J_a(\alpha) = \begin{cases} \frac{b}{4} \left(a - 6 - \sqrt{(a-2)^2 + 16(2-\alpha)} \right) & \text{if } \alpha \leq \ell_a, \\ \frac{b}{4} \left(a - \sqrt{\alpha \left(\frac{(a-2)^2}{\alpha-2} + 2 \right)} \right) & \text{if } \alpha \geq \ell_a, \end{cases}$$

with $\ell_a = \frac{10}{9} + \frac{1}{9}\sqrt{64 + 9(a-2)^2}$.

Corollary 2.2. *The sequence (\tilde{b}_T) satisfies an LDP with good rate function*

$$J_b(\beta) = \begin{cases} -\frac{\beta}{4} \left(1 - \frac{b}{\beta}\right)^2 & \text{if } \beta \leq \frac{b}{3}, \\ 2\beta - b & \text{if } \beta \geq \frac{b}{3}. \end{cases}$$

Remark 2.1. *This rate function is quite similar to the one obtained by Zani [13] for the MLE of b assuming a known. They only differ from a multiplicative factor.*

Figure 2 displays rate functions for both estimators in the particular case where $(a, b) = (4, -1)$.

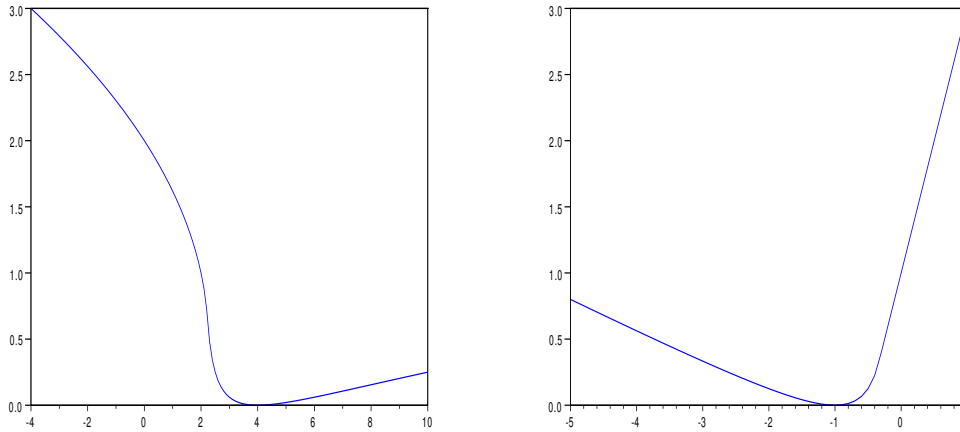


FIGURE 2. Rate functions for dimensional and drift parameters.

A second strategy to propose simplified estimators of a and b is to remove the term X_T/T in the expression of \hat{a}_T and \hat{b}_T given by (2.2). Then, we obtain a new couple $(\check{a}_T, \check{b}_T)$ defined by

$$(2.4) \quad \check{a}_T = \frac{S_T(2\Sigma_T + L_T)}{V_T} \quad \text{and} \quad \check{b}_T = \frac{-2\Sigma_T - L_T}{V_T}.$$

As previously, \check{a}_T and \check{b}_T converge almost surely to a and b , and

$$\sqrt{T} \begin{pmatrix} \check{a}_T - a \\ \check{b}_T - b \end{pmatrix} \xrightarrow{\mathcal{L}} \mathcal{N}(0, 4C^{-1}).$$

The proof of this result is given in appendix E. We also establish an LDP for the couple $(\check{a}_T, \check{b}_T)$, and deduce as corollaries LDPs for both estimators, assuming a and b unknown.

Theorem 2.2. *The couple $(\check{a}_T, \check{b}_T)$ satisfies an LDP with good rate function*

$$K_{a,b}(\alpha, \beta) = \begin{cases} \frac{a}{4}(b - \beta) - \frac{\alpha}{8\beta}(b^2 - \beta^2) - \frac{\beta}{\alpha}(\sqrt{2} + \sqrt{C_\alpha})^2 & \text{if } \beta < 0, 0 < \alpha \leq \alpha_a \\ & \text{or if } \beta > 0, \alpha < 0, \\ \frac{a}{4}(b - \beta) - \frac{\alpha}{8\beta}(b^2 - \beta^2) - \frac{\beta(a - \alpha)^2}{8(\alpha - 2)} & \text{if } \beta < 0, \alpha \geq \alpha_a, \\ -bC_a & \text{if } (\alpha, \beta) = (0, 0), \\ +\infty & \text{otherwise,} \end{cases}$$

where $C_\alpha = \frac{1}{8}(a - \alpha)^2 + 2 - \alpha$, $C_a = \frac{1}{4}(4 - a + \sqrt{a^2 + 16})$ and $\alpha_a = -\frac{2}{3}(\frac{a}{2} - 2 - \sqrt{a^2 - 2a + 4})$.

One can observe that the rate functions $J_{a,b}$ and $K_{a,b}$ are equal over some domain of \mathbb{R}^2 . It is possible to see it on Figure 3 below which is quite similar to the previous one and displays the rate function $K_{a,b}$ in the particular case where $(a, b) = (4, -1)$.

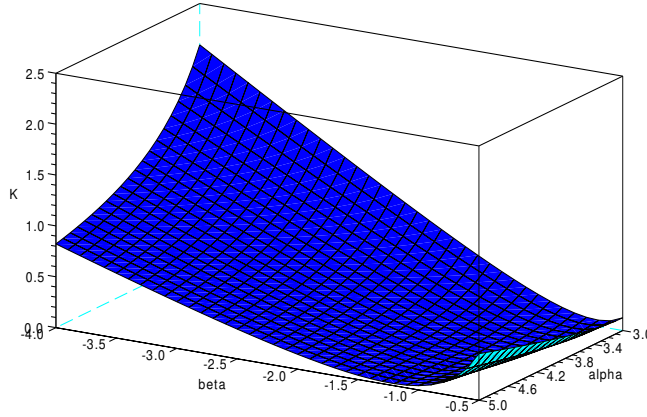


FIGURE 3. Rate function for the couple of simplified estimators $(\check{a}_T, \check{b}_T)$.

Corollary 2.3. *The sequence (\check{a}_T) satisfies an LDP with good rate function*

$$K_a(\alpha) = \begin{cases} -bC_a & \text{if } \alpha = 0, \\ K_{a,b}(\alpha, \beta_b) & \text{if } \alpha < \alpha_a, \alpha \neq 0, \\ \frac{b}{4} \left(a - \sqrt{\alpha \left(\frac{(a-2)^2}{\alpha-2} + 2 \right)} \right) & \text{if } \alpha \geq \alpha_a \end{cases}$$

with $\beta_b = b\lambda(16\sqrt{2}\sqrt{C_\alpha} + a^2 - 8\lambda + 32)^{-1/2}$ and α_a , C_α and C_a are defined in Theorem 2.2.

Corollary 2.4. *The sequence (\check{b}_T) satisfies an LDP with good rate function*

$$K_b(\beta) = \inf \left\{ K_{a,b}(\alpha, \beta) / \alpha \in \mathbb{R} \right\}.$$

In particular, $K_b(0) = -bC_a$ with the notations of the Theorem 2.2.

Figure 4 displays the rate functions for both estimators in the particular case where $(a, b) = (4, -1)$.

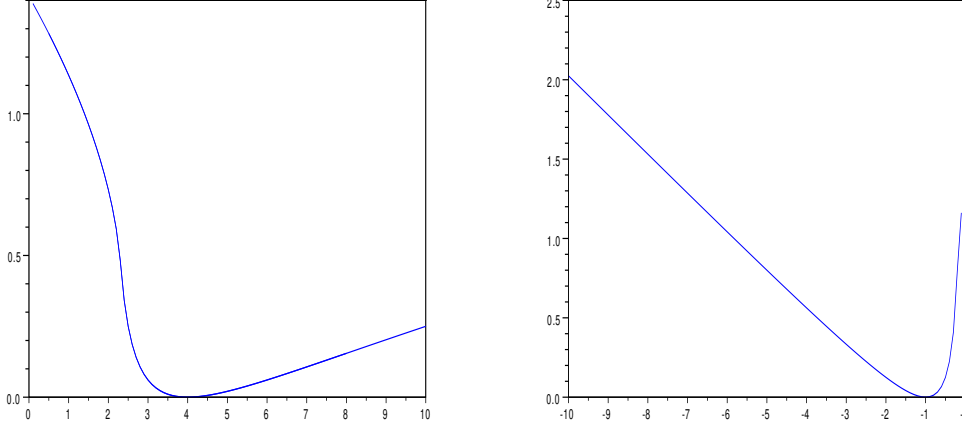


FIGURE 4. Rate functions for dimensional and drift parameters.

2.2. Large deviation results for the MLE. The next theorem gives a large deviation principle for the MLE (\hat{a}_T, \hat{b}_T) of the couple (a, b) . In contrast with the previous literature, we consider both parameters unknown and estimate them simultaneously. We also simplified the approach of the previous literature as our proofs only rely on the Gärtner-Ellis theorem and do not need, for example, accurate time-depending changes of probability.

Theorem 2.3. *The couple (\hat{a}_T, \hat{b}_T) satisfies a LDP with good rate function*

$$I_{a,b}(\alpha, \beta) = \begin{cases} K_{a,b}(0, 0) & \text{if } (\alpha, \beta) = (0, 0), \\ J_{a,b}(2, 0) & \text{if } (\alpha, \beta) = (2, 0), \\ \inf_{\mathcal{D}_{x,t}} \sup_{\mathcal{D}_{d,f}} H(x, t, d, f) & \text{if } (\alpha, \beta) \in \mathcal{D}_1 \cup \mathcal{D}_2 \cup \mathcal{D}_3, \\ +\infty & \text{otherwise.} \end{cases}$$

where $\mathcal{D}_1 = \mathbb{R}^- \times \mathbb{R}_*^+$, $\mathcal{D}_2 =]0, 2[\times \mathbb{R}$, $\mathcal{D}_3 = [2, +\infty[\times \mathbb{R}_*^-$, $\mathcal{D}_{d,f} = \{d > 0, f > 0\}$,

$$\mathcal{D}_{x,t} = \left\{ x \geq 0, t \leq 0 \mid \frac{x^2 - \alpha t^2 + \beta}{\beta} > 1 \right\}$$

and

$$\begin{aligned} H(x, t, d, f) = & \frac{1}{4} \left(t\sqrt{2f+a+2} - x\sqrt{d-b} \right)^2 + \frac{b^2 - d^2}{8} \frac{x^2 - \alpha}{\beta} \\ & + \frac{(a-2)^2 - 4f^2}{8} \frac{t^2 + \beta}{2 - \alpha} + \frac{d}{2} (1 + f) + \frac{ab}{4}. \end{aligned}$$

Proof. The proof of Theorem 2.3 is postponed to section 6. \square

We were not able to explicitly evaluate

$$\inf_{\mathcal{D}_{x,t}} \sup_{\mathcal{D}_{d,f}} H(x, t, d, f).$$

However, with the help of computer simulation, we conjecture the following.

Conjecture 2.1. $I_{a,b}(\alpha, \beta) = \min(J_{a,b}(\alpha, \beta), K_{a,b}(\alpha, \beta)).$

One can notice that it is easy to prove that $I_{a,b}(\alpha, \beta) \leq \min(J_{a,b}(\alpha, \beta), K_{a,b}(\alpha, \beta)).$ Moreover, we also have the two following results.

Theorem 2.4. For all $\alpha > \frac{a^2+12}{2(a+2)}$, $I_{a,b}(\alpha, \beta) = J_{a,b}(\alpha, \beta).$

Theorem 2.5. For all $\beta < \frac{b}{3}$, $I_{a,b}(\alpha, \beta) = K_{a,b}(\alpha, \beta).$

3. SOME RESULTS ABOUT THE PROCESS

The aim of this section is to establish LDPs for S_T , Σ_T and V_T .

Lemma 3.1. The couple (S_T, Σ_T) satisfies an LDP with good rate function

$$I(x, y) = \begin{cases} \frac{y}{2(xy-1)} + \frac{b^2}{8}x + \frac{(a-2)^2}{8}y + \frac{ab}{4} & \text{if } x > 0, y > 0 \text{ and } xy - 1 > 0 \\ +\infty & \text{otherwise.} \end{cases}$$

Proof. See appendix A. \square

The following result can be proven either directly with the same method or using the previous lemma together with the contraction principle [4].

Theorem 3.1. The sequence (S_T) satisfies an LDP with good rate function

$$I(x) = \begin{cases} \frac{(a+bx)^2}{8x} & \text{if } x > 0 \\ +\infty & \text{if } x \leq 0. \end{cases}$$

In addition, the sequence (Σ_T) satisfies an LDP with good rate function

$$J(x) = \begin{cases} \frac{((a-2)x+b)^2}{8x} & \text{if } x > 0 \\ +\infty & \text{if } x \leq 0. \end{cases}$$

It is now easy to establish a LDP for V_T . We recall that $V_T = h(S_T, \Sigma_T)$ where h is the function defined on \mathbb{R}^2 by $h(x, y) = xy - 1$.

Theorem 3.2. *The sequence (V_T) verifies an LDP with good rate function*

$$K(x) = \begin{cases} -\frac{b}{4}\sqrt{(x+1)\left((a-2)^2 + \frac{4}{x}\right)} + \frac{ab}{4} & \text{if } x > 0 \\ +\infty & \text{if } x \leq 0. \end{cases}$$

Proof. It follows immediately from Lemma 3.1 together with the contraction principle [4]. It only remains to explicitly evaluate the rate function K given, for all real z , by

$$K(z) = \inf_{\{(x,y)|z=xy-1\}} I(x, y)$$

where I is defined in Lemma 3.1. □

4. CUMULANT GENERATING FUNCTION FOR THE QUADRUPLLET

To establish LDPs for the estimators by the same method as above for V_T , we need the normalized cumulant generating function of the quadruplet $(X_T/T, S_T, \Sigma_T, L_T)$. However, we can show that this does not lead to a steep function (see [4] for the definition). Thus the Gärtner-Ellis theorem cannot be applied directly. In contrast with the previous literature, we will not search another method to obtain large deviation results. Our idea to overcome this difficulty is to consider instead the quadruplet $(\sqrt{X_T/T}, S_T, \Sigma_T, \mathcal{L}_T)$, where

$$(4.1) \quad \mathcal{L}_T = -\sqrt{\frac{-\log X_T}{T}} \mathbf{1}_{X_T < 1} + \frac{\log X_T}{T} \mathbf{1}_{X_T \geq 1}.$$

Lemma 4.1. *Let $\Lambda_T(\lambda, \mu, \nu, \gamma)$ be the normalized cumulant generating function of the quadruplet $(\sqrt{X_T/T}, S_T, \Sigma_T, \mathcal{L}_T)$. Denote by Λ the pointwise limit of Λ_T as T tends to $+\infty$. For all $\lambda, \gamma \in \mathbb{R}$, $\mu < \frac{b^2}{8}$ and $\nu < \frac{(a-2)^2}{8}$,*

$$\Lambda(\lambda, \mu, \nu, \gamma) = \begin{cases} -\frac{d}{2}(1+f) - \frac{ab}{4} + \frac{\lambda^2}{d-b} & \text{if } \lambda > 0 \text{ and } \gamma \geq 0 \\ & \text{or if } \gamma < 0, \lambda > 0 \text{ and } \frac{\gamma^2}{\lambda^2} < \frac{2f+a+2}{d-b}, \\ -\frac{d}{2}(1+f) - \frac{ab}{4} + \frac{\gamma^2}{2f+a+2} & \text{if } \lambda \leq 0 \text{ and } \gamma < 0 \\ & \text{or if } \gamma < 0, \lambda > 0 \text{ and } \frac{\gamma^2}{\lambda^2} \geq \frac{2f+a+2}{d-b}, \\ -\frac{d}{2}(1+f) - \frac{ab}{4} & \text{if } \lambda \leq 0 \text{ and } \gamma \geq 0, \end{cases}$$

where $d = \sqrt{b^2 - 8\mu}$ and $f = \frac{1}{2}\sqrt{(a-2)^2 - 8\nu}$.

Remark 4.1. *The function Λ is steep. Indeed, Λ is differentiable over its domain $\mathcal{D}_\Lambda = \mathbb{R}^4 \times [-\infty, \frac{b^2}{8}] \times [-\infty, \frac{(a-2)^2}{8}] \times \mathbb{R}^4$ and its gradient is given by*

$$(4.2) \quad \nabla \Lambda = \begin{pmatrix} \frac{2\lambda}{d-b} \mathbf{1}_{\Delta_1} \\ \frac{2(1+f)}{d} + \frac{4\lambda^2}{d(d-b)^2} \mathbf{1}_{\Delta_1} \\ \frac{d}{2f} + \frac{2\gamma^2}{f(2f+a+2)^2} \mathbf{1}_{\Delta_2} \\ \frac{2\gamma}{2f+a+2} \mathbf{1}_{\Delta_2} \end{pmatrix},$$

where $\Delta_1 = \left\{ (\lambda, \mu, \nu, \gamma) \in \mathcal{D}_\Lambda / \lambda > 0 \text{ and } \gamma \geq 0 \text{ or } \gamma < 0, \lambda > 0 \text{ and } \frac{\gamma^2}{\lambda^2} < \frac{2f+a+2}{d-b} \right\}$ and $\Delta_2 = \left\{ (\lambda, \mu, \nu, \gamma) \in \mathcal{D}_\Lambda / \lambda \leq 0 \text{ and } \gamma < 0 \text{ or } \gamma < 0, \lambda > 0 \text{ and } \frac{\gamma^2}{\lambda^2} \geq \frac{2f+a+2}{d-b} \right\}$. Using that $\lim_{\mu \rightarrow \frac{b^2}{8}} d = 0$ and $\lim_{\nu \rightarrow \frac{1}{8}(a-2)^2} f = 0$, we easily obtain that the norm of (4.2) goes to infinity for any sequence in the interior of \mathcal{D}_Λ converging to a boundary point.

Proof. We want to find the limit as $T \rightarrow +\infty$ of

$$\Lambda_T(\lambda, \mu, \nu, \gamma) = \frac{1}{T} \log \left(\mathbb{E} \left[\exp \left(\lambda \sqrt{T} \sqrt{X_T} + \gamma T L_T + \mu \int_0^T X_t dt + \nu \int_0^T \frac{1}{X_t} dt \right) \right] \right).$$

It follows from Theorem 5.10 in [3] (with a misprint pointed out in [1]) that

$$(4.3) \quad \Lambda_T(\lambda, \mu, \nu, \gamma) = \frac{1}{T} \log \left(\int_0^\infty e^{\lambda \sqrt{T} y + \gamma T l(T, y)} p(T, x, y) dy \right)$$

where $l(T, y) = -\sqrt{\frac{-\log y}{T}} \mathbf{1}_{y < 1} + \frac{\log y}{T} \mathbf{1}_{y \geq 1}$ and

$$(4.4) \quad p(T, x, y) = \frac{d(x/y)^{-\frac{a-2}{4}}}{4 \sinh(dT/2)} I_f \left(\frac{d\sqrt{xy}}{2 \sinh(dT/2)} \right) \times \exp \left(-\frac{1}{4} (abT + d(x+y) \coth(dT/2) + b(x-y)) \right)$$

with $d = \sqrt{b^2 - 8\mu}$ and $f = \frac{1}{2} \sqrt{(a-2)^2 - 8\nu}$, I_f being the modified Bessel function of the first kind. We take out of the integral all the terms that do not depend on y . This leads to

$$\Lambda_T(\lambda, \mu, \nu, \gamma) = \frac{1}{T} \left(\log \mathcal{J}_T + \log \left(\frac{d\sqrt{x}}{4 \sinh(dT/2)} \right) - \frac{1}{4} (abT + dx \coth(dT/2) + a \log(x) + bx) \right)$$

where

$$(4.5) \quad \mathcal{J}_T = \int_0^\infty e^{\lambda \sqrt{T} y + \gamma T l(T, y) - \frac{y}{4} (d \coth(dT/2) - b)} y^{\frac{a-2}{4}} I_f \left(\frac{d\sqrt{xy}}{2 \sinh(dT/2)} \right) dy.$$

However, as soon as T tends to infinity, $\coth(dT/2)$ goes to 1, which implies that

$$(4.6) \quad \lim_{T \rightarrow +\infty} -\frac{1}{4T} \left(abT + dx \coth \left(\frac{dT}{2} \right) + a \log(x) + bx \right) = -\frac{ab}{4}.$$

On the other hand,

$$\frac{1}{T} \log \left(\sinh \left(\frac{dT}{2} \right) \right) = \frac{1}{T} \frac{dT}{2} + \frac{1}{T} \log \left(\frac{(1 - e^{-dT})}{2} \right)$$

which clearly leads to

$$(4.7) \quad \lim_{T \rightarrow +\infty} \frac{1}{T} \log \left(\frac{d\sqrt{x}}{4 \sinh(dT/2)} \right) = -\frac{d}{2}.$$

We have to establish the asymptotic behaviour of $\frac{1}{T} \log \mathcal{J}_T$. We split \mathcal{J}_T into two terms: $\mathcal{J}_T = H_T + K_T$ where

$$(4.8) \quad H_T = \int_0^1 e^{\lambda\sqrt{T}\bar{y} - \gamma\sqrt{-T\log \bar{y}} - \alpha_T \bar{y}} y^{\frac{a-2}{4}} I_f(\beta_T \sqrt{\bar{y}}) \, dy$$

and

$$(4.9) \quad K_T = \int_1^\infty e^{\lambda\sqrt{T}\bar{y} - \alpha_T \bar{y}} y^{\gamma + \frac{a-2}{4}} I_f(\beta_T \sqrt{\bar{y}}) \, dy$$

with

$$(4.10) \quad \alpha_T = \frac{d \coth(dT/2) - b}{4} \quad \text{and} \quad \beta_T = \frac{d\sqrt{x}}{2 \sinh(dT/2)}.$$

We need the four following lemmas, whose proofs are postponed to Appendix B.

Lemma 4.2. *For all $\gamma < 0$ and $\lambda \in \mathbb{R}$, one can find the following bounds for H_T as T goes to infinity.*

$$H_T \leq \frac{2^{1-f}}{\Gamma(f+1)} \sqrt{\pi} g^{-3/2} |\gamma| \sqrt{T} e^{|\lambda| + \alpha_T/T + \beta_T/\sqrt{T}} \beta_T^f \exp\left(\frac{\gamma^2 T}{4g}\right)$$

and

$$H_T \geq \frac{2^{-1-f}}{\Gamma(f+1)} \sqrt{\pi} g^{-3/2} |\gamma| \sqrt{T} e^{-|\lambda| - \alpha_T/T} \beta_T^f \exp\left(\frac{\gamma^2 T}{4g}\right),$$

where $g = \frac{2f+a+2}{4}$.

Lemma 4.3. *For all $\gamma \geq 0$ and $\lambda \in \mathbb{R}$,*

$$H_T \leq \frac{(\beta_T)^f}{\Gamma(f+1)2^f} \exp\left(|\lambda|\sqrt{T} + \beta_T\right)$$

and

$$H_T \geq \frac{(\beta_T)^f \varepsilon_T}{2^f \Gamma(1+f)} \exp\left(-\gamma\sqrt{T}\sqrt{\log T} - g \log T\right),$$

where $\varepsilon_T = e^{-\alpha_T} \left(\varepsilon + \frac{e^{-|\lambda|}}{g} \left(1 - \frac{\gamma\sqrt{T}}{2g\sqrt{\log T} + \gamma\sqrt{T}} \right) \right)$ and $\varepsilon = \exp(\lambda \mathbf{1}_{\lambda \geq 0} + \lambda \sqrt{T} \mathbf{1}_{\lambda < 0})$.

Lemma 4.4. *For all $\lambda \leq 0$ and $\gamma \in \mathbb{R}$ and T tending to infinity, $K_T = O((\beta_T)^f)$. Moreover if $\gamma \geq 0$,*

$$K_T \geq \frac{2^{1-f} (\beta_T)^f e^{-\alpha_T}}{\Gamma(1+f) 2\alpha_T} \frac{1}{1 - \frac{\lambda\sqrt{T}}{2\alpha_T}} \exp\left(\lambda\sqrt{T}\right).$$

Lemma 4.5. *For all $\lambda > 0$ and $\gamma \in \mathbb{R}$,*

$$K_T \leq \frac{2^{2-f} \sqrt{2\pi} (\beta_T)^f}{\Gamma(1+f)} \left(\beta_T + \lambda \sqrt{T} \right)^{2\gamma+2g-1} \exp \left(\frac{(\lambda \sqrt{T} + \beta_T)^2}{4\alpha_T} \right)$$

and

$$K_T \geq 2^{1-f} \sqrt{\frac{\pi}{d-b}} \frac{(\beta_T)^f}{\Gamma(1+f)} m_{\gamma,\lambda,T} \exp \left(\frac{\lambda^2 T}{4\alpha_T} \right).$$

where $m_{\gamma,\lambda,T} = \min \left\{ \left(\frac{\lambda \sqrt{T}}{\alpha_T} \right)^{2(\gamma+g-1)} ; \frac{\lambda \sqrt{T}}{\alpha_T} \right\}$.

It is clear with those lemmas that the asymptotic behaviour of \mathcal{J}_T depends on the sign of λ and γ :

• For all $\lambda > 0$ and $\gamma \geq 0$: we directly deduce from Lemmas 4.5 and 4.3 that, for T large enough,

$$H_T + K_T \leq \frac{2^{2-f} \sqrt{2\pi} (\beta_T)^f}{\Gamma(1+f)} \left(\beta_T + \lambda \sqrt{T} \right)^{2\gamma+2g-1} \left(e^{\frac{(\lambda \sqrt{T} + \beta_T)^2}{4\alpha_T}} + e^{|\lambda| \sqrt{T} + \beta_T} \right)$$

and thus

$$(4.11) \quad \overline{\lim}_{T \rightarrow \infty} \frac{1}{T} \log \mathcal{J}_T \leq f \lim_{T \rightarrow \infty} \frac{1}{T} \log \beta_T + \lim_{T \rightarrow \infty} \frac{1}{T} \frac{(\lambda \sqrt{T} + \beta_T)^2}{4\alpha_T} = -f \frac{d}{2} + \frac{\lambda^2}{d-b}.$$

We show alike by using the lower bounds of Lemmas 4.5 and 4.3 that

$$(4.12) \quad \lim_{T \rightarrow \infty} \frac{1}{T} \log \mathcal{J}_T \geq -f \frac{d}{2} + \frac{\lambda^2}{d-b}$$

and we finally obtain

$$(4.13) \quad \lim_{T \rightarrow \infty} \frac{1}{T} \log \mathcal{J}_T = -f \frac{d}{2} + \frac{\lambda^2}{d-b}.$$

• For all $\lambda \leq 0$ and $\gamma < 0$: With Lemma 4.4, we know that $K_T = O((\beta_T)^f)$.

Thus, $H_T + K_T = H_T + O((\beta_T)^f)$. Lemma 4.2 gives bounds for H_T , which lead to

$$\overline{\lim}_{T \rightarrow \infty} \frac{1}{T} \log \mathcal{J}_T \leq \lim_{T \rightarrow \infty} \frac{1}{T} \log \left((\beta_T)^f h_{T,\lambda,\gamma} \exp \left(\frac{\gamma^2 T}{4g} \right) \right) + \lim_{T \rightarrow \infty} \frac{1}{T} \log \left(1 + C h_{T,\lambda,\gamma}^{-1} e^{-\frac{\gamma^2 T}{4g}} \right)$$

where C is some positive constant and

$$h_{T,\lambda,\gamma} = \frac{2^{1-f}}{\Gamma(f+1)} \sqrt{\pi} g^{-3/2} |\gamma| \sqrt{T} e^{|\lambda| + \alpha_T/T + \beta_T/\sqrt{T}}.$$

Using the fact that $h_{T,\lambda,\gamma}^{-1} e^{-\frac{\gamma^2 T}{4g}}$ tends to zero as T goes to infinity, we obtain

$$(4.14) \quad \overline{\lim}_{T \rightarrow \infty} \frac{1}{T} \log \mathcal{J}_T \leq -f \frac{d}{2} + \frac{\gamma^2}{4g}.$$

We obtain the same lower bound by using the lower bound in Lemma 4.2.

- For all $\lambda \leq 0$ and $\gamma \geq 0$: Lemma 4.3 gives $H_T = O\left((\beta_T)^f \exp(|\lambda|\sqrt{T})\right)$ and by Lemma 4.4, we know that $K_T = O\left((\beta_T)^f\right)$. Consequently,

$$(4.15) \quad \overline{\lim}_{T \rightarrow \infty} \frac{1}{T} \log \mathcal{J}_T \leq f \lim_{T \rightarrow \infty} \frac{1}{T} \log \beta_T = -f \frac{d}{2}.$$

And the lower bounds given in Lemmas 4.3 and 4.4 lead to

$$(4.16) \quad \underline{\lim}_{T \rightarrow \infty} \frac{1}{T} \log \mathcal{J}_T \geq f \lim_{T \rightarrow \infty} \frac{1}{T} \log \beta_T = -f \frac{d}{2}.$$

- For all $\lambda > 0$ and $\gamma < 0$: using Lemmas 4.5 and 4.2, we show that

$$H_T + K_T \leq C (\beta_T)^f \left(\bar{h}_{T,\lambda} \exp\left(\frac{\gamma^2 T}{4g}\right) + (\beta_T + \lambda\sqrt{T})^{2\gamma+2g-1} \exp\left(\frac{(\lambda\sqrt{T} + \beta_T)^2}{4\alpha_T}\right) \right)$$

where $\bar{h}_{T,\lambda} = \sqrt{T} e^{|\lambda| + \alpha_T/T + \beta_T/\sqrt{T}}$ and C is some positive constant. Thus

$$\overline{\lim}_{T \rightarrow \infty} \frac{1}{T} \log \mathcal{J}_T \leq \lim_{T \rightarrow \infty} \frac{1}{T} \log \left((\beta_T)^f e^{T \times \max\left(\frac{\gamma^2}{4g}; \frac{\lambda^2}{d-b}\right)} \right) = -f \frac{d}{2} + \max\left(\frac{\gamma^2}{4g}; \frac{\lambda^2}{d-b}\right).$$

We also show that

$$H_T + K_T \geq C (\beta_T)^f \left(\underline{h}_{T,\lambda} \exp\left(\frac{\gamma^2 T}{4g}\right) + m_{\gamma,\lambda,T} \exp\left(\frac{\lambda^2 T}{4\alpha_T}\right) \right)$$

where C is still some positive constant and $\underline{h}_{T,\lambda} = \sqrt{T} e^{-|\lambda| - \alpha_T/T}$. It leads to

$$(4.17) \quad \underline{\lim}_{T \rightarrow \infty} \frac{1}{T} \log \mathcal{J}_T \geq -f \frac{d}{2} + \max\left(\frac{\gamma^2}{4g}; \frac{\lambda^2}{d-b}\right).$$

□

5. PROOFS OF THE LDPs FOR THE COUPLES OF SIMPLIFIED ESTIMATORS

5.1. Proof of Theorem 2.1. We will now establish an LDP for the first couple of simplified estimators. We notice that $(\tilde{a}_T, \tilde{b}_T) = f(\sqrt{X_T/T}, S_T, \Sigma_T)$ where f is the function defined on $\{(x, y, z) \in \mathbb{R}^3 | yz \neq 1\}$ by

$$f(x, y, z) = \left(\frac{2zy - x^2}{yz - 1}, \frac{(x^2 - 2)z}{yz - 1} \right).$$

Thus, we first compute an LDP for the triplet $(\sqrt{X_T/T}, S_T, \Sigma_T)$ and then apply the contraction principle to the obtained rate function.

Lemma 5.1. *The sequence $\left\{(\sqrt{X_T/T}, S_T, \Sigma_T)\right\}$ satisfies an LDP with good rate function:*

$$I(x, y, z) = \begin{cases} \frac{ab}{4} + \frac{b^2}{8}y + \frac{(a-2)^2}{8}z - \frac{b}{4}x^2 + \frac{(x^2+2)^2z}{8(yz-1)} & \text{if } x \geq 0, y, z, yz-1 > 0 \\ +\infty & \text{otherwise.} \end{cases}$$

Proof. See appendix C. \square

We apply the contraction principle to the rate function I of Lemma 5.1. We obtain that $(\tilde{a}_T, \tilde{b}_T)$ satisfies an LDP with good rate function $J_{a,b}$ given by

$$(5.1) \quad J_{a,b}(\alpha, \beta) = \inf \{I(x, y, z) \mid f(x, y, z) = (\alpha, \beta)\}$$

which reduces to

$$J_{a,b}(\alpha, \beta) = \inf_{\mathcal{D}_I} \left\{ \frac{ab}{4} + \frac{b^2}{8}y + \frac{(a-2)^2}{8}z - \frac{b}{4}x^2 + \frac{(x^2+2)^2z}{8(yz-1)} \mid f(x, y, z) = (\alpha, \beta) \right\}$$

where $\mathcal{D}_I = \{(x, y, z) \in \mathbb{R}^3 \mid x \geq 0, y > 0, z > 0, yz - 1 > 0\}$ and the infimum over the empty set is equal to the infinity. If $(\alpha, \beta) = (2, 0)$, as $z > 0$ on \mathcal{D}_I , the only condition to satisfy $f(x, y, z) = (2, 0)$ is $x^2 = 2$. Therefore

$$(5.2) \quad J_{a,b}(2, 0) = \inf_{y>0, z>0, yz-1>0} \left\{ \frac{ab}{4} + \frac{b^2}{8}y + \frac{(a-2)^2}{8}z - \frac{b}{2} + \frac{2z}{yz-1} \right\}.$$

We look for critical points. We find that the derivative equals zero for $z = -\frac{b}{a-2}$ and $y = -\frac{a+2}{b}$, which, replaced into (5.2), leads to

$$(5.3) \quad J_{a,b}(2, 0) = -b.$$

It is easy to see that $J_{a,b}(\alpha, \beta) = +\infty$ when $\alpha = 2$ and $\beta \neq 0$ and when $\beta = 0$ and $\alpha \neq 2$ since we take the infimum over the empty set.

Otherwise, as $f(x, y, z) = (\alpha, \beta)$, we have

$$z = \frac{\beta}{2-\alpha}, \quad yz - 1 = \frac{\beta y + \alpha - 2}{2-\alpha} \quad \text{and} \quad x^2 = \beta y + \alpha.$$

This gives us some conditions on the parameters. First of all, $z > 0$ implies $\frac{\beta}{2-\alpha} > 0$ and $yz > 1$ implies $y > \frac{1}{z} = \frac{2-\alpha}{\beta}$. Thus, if $\frac{\beta}{2-\alpha} < 0$ then $J_{a,b}(\alpha, \beta) = +\infty$, otherwise

$$J_{a,b}(\alpha, \beta) = \inf_{\mathcal{D}_y} \left\{ \frac{ab}{4} + \frac{(a-2)^2}{8} \frac{\beta}{2-\alpha} - \frac{b}{4}\alpha + (b^2 - 2b\beta) \frac{y}{8} + \frac{\beta}{8} \frac{(\beta y + \alpha + 2)^2}{\beta y + \alpha - 2} \right\}$$

where $\mathcal{D}_y = \{y > \frac{2-\alpha}{\beta} \mid \beta y + \alpha \geq 0\}$. We set on \mathcal{D}_y ,

$$(5.4) \quad g(y) := \frac{ab}{4} + \frac{(a-2)^2}{8} \frac{\beta}{2-\alpha} - \frac{b}{4}\alpha + (b^2 - 2b\beta) \frac{y}{8} + \frac{\beta}{8} \frac{(\beta y + \alpha + 2)^2}{\beta y + \alpha - 2}.$$

• **First case:** $\beta < 0$. If $\alpha < 2$ then $\frac{\beta}{2-\alpha} < 0$ and $J_{a,b}(\alpha, \beta) = +\infty$.

We now suppose $\alpha > 2$. As $\beta < 0$, the condition $\beta y + \alpha \geq 0$ implies $y \leq -\frac{\alpha}{\beta}$ which is in the domain. Therefore,

$$J_{a,b}(\alpha, \beta) = \inf_{\frac{2-\alpha}{\beta} < y \leq -\frac{\alpha}{\beta}} g(y).$$

The derivative $g'(y)$ vanishes at $\frac{2-\alpha}{\beta} - \frac{4}{b-\beta}$ if $\beta \neq b$ and at $\frac{2-\alpha}{\beta}$ if $\beta = b$. Depending on the value of β , the function g will or not vanish on the domain. So the infimum

will sometimes be at the boundary of the domain. It is the case when $\beta \leq b$, but g tends to infinity when y tends to $\frac{2-\alpha}{\beta}$, so necessarily

$$J_{a,b}(\alpha, \beta) = g\left(-\frac{\alpha}{\beta}\right) = \frac{(a-2)^2\beta}{8(2-\alpha)} \left(1 + \frac{(2-\alpha)b}{\beta(a-2)}\right)^2 - \frac{\beta}{4} \left(1 - \frac{b}{\beta}\right)^2.$$

For $\beta > b$, the condition $\frac{2-\alpha}{\beta} - \frac{4}{b-\beta} > \frac{2-\alpha}{\beta}$ is always satisfied and $\frac{2-\alpha}{\beta} - \frac{4}{b-\beta} \leq \frac{-\alpha}{\beta}$ if and only if $\beta \geq \frac{b}{3}$. Consequently, if $b < \beta \leq \frac{b}{3}$, the derivative does not vanish on the domain and we find the same value of $J_{a,b}$ as above, while if $\frac{b}{3} < \beta < 0$, we get

$$J_{a,b}(\alpha, \beta) = g\left(\frac{2-\alpha}{\beta} - \frac{4}{b-\beta}\right) = \frac{(a-2)^2\beta}{8(2-\alpha)} \left(1 + \frac{(2-\alpha)b}{\beta(a-2)}\right)^2 + 2\beta - b.$$

• **Second case:** $\beta > 0$. Still for the same reasons, if $\alpha > 2$, $J_{a,b}(\alpha, \beta) = +\infty$. We now suppose $\alpha < 2$. As $\beta > 0$ the condition $\beta y + \alpha \geq 0$ becomes $y \geq -\frac{\alpha}{\beta}$ which is smaller than $\frac{2-\alpha}{\beta}$. Consequently,

$$J_{a,b}(\alpha, \beta) = \inf_{\frac{2-\alpha}{\beta} < y} g(y).$$

The derivative is equal to zero for $y = \frac{2-\alpha}{\beta} - \frac{4}{b-\beta}$ which is always greater than $\frac{2-\alpha}{\beta}$ so inside the domain. We get

$$J_{a,b}(\alpha, \beta) = g\left(\frac{2-\alpha}{\beta} - \frac{4}{b-\beta}\right) = \frac{(a-2)^2\beta}{8(2-\alpha)} \left(1 + \frac{(2-\alpha)b}{\beta(a-2)}\right)^2 + 2\beta - b.$$

□

5.2. Proofs of Corollaries 2.2 and 2.1. Using the contraction principle again, we deduce from theorem 2.1 LDPs for both estimators. We begin with \tilde{b}_T because the calculations are really straightforward.

Proof of Corollary 2.2. From the contraction principle, we know that

$$J_b(\beta) = \inf_{\alpha \in \mathbb{R}} I_{a,b}(\alpha, \beta).$$

We have directly that $J_b(0) = J_{a,b}(2, 0) = -b$ and that, for $\beta \neq 0$,

$$J_b(\beta) = J_{a,b}\left(2 + \beta \frac{a-2}{b}, \beta\right).$$

This leads to the result noticing that it is continuous at point zero. □

Proof of Corollary 2.1. With the contraction principle again, we have

$$J_a(\alpha) = \inf_{\beta \in \mathbb{R}} J_{a,b}(\alpha, \beta).$$

- **First case:** $\alpha = 2$. We easily show that $J_a(2) = J_{a,b}(2, 0) = -b$.
- **Second case:** $\alpha < 2$.

$$J_a(\alpha) = \inf_{\beta > 0} \left\{ \frac{(a-2)^2\beta}{8(2-\alpha)} \left(1 + \frac{(2-\alpha)b}{\beta(a-2)}\right)^2 + 2\beta - b \right\}.$$

We investigate critical points β_0 . We get $\beta_0 = -\frac{(2-\alpha)b}{\sqrt{(a-2)^2 + 16(2-\alpha)}}$ which leads to

$$J_a(\alpha) = J_{a,b}(\alpha, \beta_0) = \frac{b}{4} \left(a - 6 - \sqrt{(a-2)^2 + 16(2-\alpha)} \right).$$

• **Third case:** $\alpha > 2$. $J_{a,b}(\alpha, \beta) = \min(I_1, I_2)$ where

$$(5.5) \quad I_1 = \inf_{\beta \leq \frac{b}{3}} \left\{ \frac{(a-2)^2 \beta}{8(2-\alpha)} \left(1 + \frac{(2-\alpha)b}{\beta(a-2)} \right)^2 - \frac{\beta}{4} \left(1 - \frac{b}{\beta} \right)^2 \right\}$$

and

$$(5.6) \quad I_2 = \inf_{\frac{b}{3} \leq \beta < 0} \left\{ \frac{(a-2)^2 \beta}{8(2-\alpha)} \left(1 + \frac{(2-\alpha)b}{\beta(a-2)} \right)^2 + 2\beta - b \right\}.$$

For I_2 , with the calculations of the second case, we already know that the derivative equals zero for β_0 verifying

$$\beta_0^2 = \frac{(2-\alpha)^2 b^2}{(a-2)^2 + 16(2-\alpha)}.$$

This is well defined if and only if $(a-2)^2 + 16(2-\alpha) > 0$. And, β_0 is in the domain if and only if $\beta_0 < 0$ and $\beta_0^2 \leq \frac{b^2}{9}$. All those conditions are fulfilled if and only if $9(2-\alpha)^2 \leq (a-2)^2 + 16(2-\alpha)$. As $\alpha > 2$, we obtain the condition

$$\alpha < \ell_a := \frac{10}{9} + \frac{1}{9} \sqrt{64 + 9(a-2)^2}$$

and $\beta_0 = -\frac{(2-\alpha)b}{\sqrt{(a-2)^2 + 16(2-\alpha)}}$. Thus, for $2 < \alpha < \ell_a$

$$(5.7) \quad I_2 = J_{a,b}(\alpha, \beta_0) = \frac{b}{4} \left(a - 6 - \sqrt{(a-2)^2 + 16(2-\alpha)} \right).$$

Otherwise, for $\alpha \geq \ell_a$, the derivative never vanishes on the domain and the minimum is reached at one of the boundaries. When β goes to zero, the function goes to infinity. Consequently,

$$(5.8) \quad I_2 = J_{a,b}(\alpha, \frac{b}{3}) = \frac{b}{3} \left(\frac{((a-2) + 3(2-\alpha))^2}{8(2-\alpha)} - 1 \right).$$

For I_1 , the idea is similar. The derivative equals zero for β_1 satisfying

$$\beta_1^2 = \frac{\alpha b^2 (\alpha - 2)}{(a-2)^2 + 2(\alpha - 2)}.$$

This time the domain is $\{\beta < \frac{b}{3}\}$. So β_1 is inside the domain if $\beta_1 < 0$ and $\beta_1^2 \geq \frac{b^2}{9}$. It leads us to

$$\beta_1 = b \sqrt{\frac{\alpha(\alpha - 2)}{(a-2)^2 + 2(\alpha - 2)}}$$

with the condition $9\alpha(\alpha - 2) > (a - 2)^2 + 2(\alpha - 2)$ on α which gives the same limit value ℓ_a . We get

$$(5.9) \quad I_1 = \begin{cases} J_{a,b}(\alpha, \frac{b}{3}) = \frac{b}{3} \left(\frac{((a-2) + 3(2-\alpha))^2}{8(2-\alpha)} - 1 \right) & \text{if } 2 < \alpha < \ell_a \\ J_{a,b}(\alpha, \beta_1) = \frac{b}{4} \left(a - \sqrt{\alpha \left(\frac{(a-2)^2}{\alpha-2} + 2 \right)} \right) & \text{if } \alpha \geq \ell_a. \end{cases}$$

We now come back to $J_{a,b}(\alpha, \beta)$. Combining (5.7), (5.8) and (5.9), we obtain

$$J_{a,b}(\alpha, \beta) = \min(I_1, I_2) = \begin{cases} \min \left(J_{a,b}(\alpha, \beta_0), J_{a,b}(\alpha, \frac{b}{3}) \right) & \text{if } 2 < \alpha \leq \ell_a \\ \min \left(J_{a,b}(\alpha, \beta_1), J_{a,b}(\alpha, \frac{b}{3}) \right) & \text{if } \alpha > \ell_a, \end{cases}$$

and it is easy to deduce that

$$(5.10) \quad J_{a,b}(\alpha, \beta) = \begin{cases} J_{a,b}(\alpha, \beta_0) & \text{if } 2 < \alpha \leq \ell_a \\ J_{a,b}(\alpha, \beta_1) & \text{if } \alpha > \ell_a. \end{cases}$$

This leads to the conclusion, noticing that it is continuous at the point $\alpha = 2$. \square

5.3. Proof of Theorem 2.2. We consider the second couple of simplified estimators defined by

$$\check{a}_T = \frac{S_T(2\Sigma_T + L_T)}{V_T} \quad \text{and} \quad \check{b}_T = \frac{-2\Sigma_T - L_T}{V_T}.$$

We notice that $(\check{a}_T, \check{b}_T) = h(S_T, \Sigma_T, \mathcal{L}_T)$, where h is the function defined on $\{(y, z, t) \in \mathbb{R}^3 | yz - 1 \neq 0\}$ by

$$h(y, z, t) = \left(\frac{y(2z - t^2 \mathbf{1}_{t \leq 0} + t \mathbf{1}_{t > 0})}{yz - 1}, \frac{t^2 \mathbf{1}_{t \leq 0} - t \mathbf{1}_{t > 0} - 2z}{yz - 1} \right).$$

Once again, we start by computing an LDP for the triplet $(S_T, \Sigma_T, \mathcal{L}_T)$ and then we deduce an LDP for the couple of estimators applying the contraction principle to the obtained rate function.

Lemma 5.2. *The sequence $\{(S_T, \Sigma_T, \mathcal{L}_T)\}$ satisfies an LDP with good rate function*

$$\tilde{I}(y, z, t) = \begin{cases} \frac{ab}{4} + \frac{b^2}{8}y + \frac{(a-2)^2}{8}z + \frac{a}{4}t^2 + \frac{4z(yt^2 + 1) + t^4y}{8(yz - 1)} & \text{if } t \leq 0, y > 0, z > 0 \\ +\infty & \text{and } yz - 1 > 0, \\ & \text{otherwise.} \end{cases}$$

Proof. The proof is postponed to Appendix D. \square

By the contraction principle applied to the rate function \tilde{I} of Lemma 5.2, we obtain that $(\check{a}_T, \check{b}_T)$ satisfies an LDP with good rate function $K_{a,b}$ given by

$$K_{a,b}(\alpha, \beta) = \inf \left\{ \tilde{I}(y, z, t) | h(y, z, t) = (\alpha, \beta), (y, z, t) \in \mathbb{R}^3, yz - 1 \neq 0 \right\}$$

which reduces to

$$K_{a,b}(\alpha, \beta) = \inf_{\mathcal{D}_{\alpha,\beta}} \left\{ \frac{ab}{4} + \frac{b^2}{8}y + \frac{(a-2)^2}{8}z + \frac{a}{4}t^2 + \frac{4z(yt^2 + 1) + t^4y}{8(yz - 1)} \right\}$$

where $\mathcal{D}_{\alpha,\beta} = \{(y, z, t) \in \mathbb{R}^3 | y > 0, z > 0, yz - 1 > 0, t \leq 0 \text{ and } h(y, z, t) = (\alpha, \beta)\}$ and the infimum over the empty set is equal to infinity. The condition $h(y, z, t) = (\alpha, \beta)$ implies that

$$\beta y = -\alpha \quad \text{and} \quad t^2 = (2 - \alpha)z - \beta.$$

It gives us some additional conditions on the parameters. First of all, we notice that for α or β equal to zero, $\mathcal{D}_{\alpha,\beta}$ is not empty if and only if the other one is also zero. Thus, $K_{a,b}(\alpha, \beta) = +\infty$ over $\{0\} \times \mathbb{R}_*^+$ and $\mathbb{R}_*^+ \times \{0\}$. If $\alpha = \beta = 0$, $t^2 = 2z$. We replace it into the infimum and look for critical points. We obtain $z_0 = \frac{-b}{\sqrt{a^2+16}}$ and $y_0 = \frac{4+\sqrt{a^2+16}}{-b}$. This leads to

$$K_{a,b}(0, 0) = -\frac{b}{4} \left(4 - a + \sqrt{a^2 + 16} \right).$$

Moreover, for $\beta \neq 0$, as $y = -\frac{\alpha}{\beta}$, $\mathcal{D}_{\alpha,\beta}$ is empty as soon as α and β have the same sign. So $K_{a,b}(\alpha, \beta) = +\infty$ over $\mathbb{R}_*^+ \times \mathbb{R}_*^+$ and $\mathbb{R}_*^- \times \mathbb{R}_*^-$. Besides, both expressions will give us boundaries for z depending on the sign of α , β and $2 - \alpha$, because t^2 must be positive and z must be greater than $\frac{1}{y}$. Assuming that all conditions are fulfilled, we derive from Lemma 5.2 that

$$\tilde{I} \left(-\frac{\alpha}{\beta}, z, \sqrt{(2 - \alpha)z - \beta} \right) = A_{\alpha,\beta} + C_\alpha z - \frac{2\beta z}{\alpha z + \beta}$$

where C_α and $A_{\alpha,\beta}$ do not depend on z , and are defined by

$$(5.11) \quad C_\alpha = \frac{1}{8} (a - \alpha)^2 + 2 - \alpha \quad \text{and} \quad A_{\alpha,\beta} = -\frac{\alpha b^2}{\beta 8} + \frac{ab}{4} - \frac{a\beta}{4} + \frac{\alpha\beta}{8}.$$

Thus,

$$(5.12) \quad K_{a,b}(\alpha, \beta) = \inf_{\mathcal{D}_z} \left\{ A_{\alpha,\beta} + C_\alpha z - \frac{2\beta z}{\alpha z + \beta} \right\}$$

where $\mathcal{D}_z = \{z > 0 | z > -\frac{\beta}{\alpha} \text{ and } (2 - \alpha)z - \beta \geq 0\}$.

• **First case:** $\alpha < 0$. We have already shown that $K_{a,b}(\alpha, \beta) = +\infty$ if $\beta < 0$. For $\beta > 0$, $0 < \frac{\beta}{2-\alpha} \leq \frac{\beta}{-\alpha}$ so $\mathcal{D}_z = \{z > -\frac{\beta}{\alpha}\}$. We look for critical points of $A_{\alpha,\beta} + C_\alpha z - \frac{2\beta z}{\alpha z + \beta}$ over this domain. We find that critical points z_0 satisfy

$$(\alpha z_0 + \beta)^2 = \frac{2\beta^2}{C_\alpha}$$

We notice that for α negative C_α is always positive. So the only critical point that remains in the domain is $z_0 = -\frac{\beta}{\alpha} \left(1 + \sqrt{\frac{2}{C_\alpha}} \right)$. As the function tends to infinity on

the boundaries of \mathcal{D}_z , it actually reaches the infimum we were looking for at this critical point z_0 . Replacing it into (5.12), we find

$$(5.13) \quad \begin{aligned} K_{a,b}(\alpha, \beta) &= A_{\alpha,\beta} + C_\alpha z_0 - \frac{2\beta z_0}{\alpha z_0 + \beta} \\ &= \frac{a}{4}(b - \beta) - \frac{\alpha}{8\beta}(b^2 - \beta^2) - \frac{\beta}{\alpha} \left(\sqrt{2} + \sqrt{C_\alpha} \right)^2. \end{aligned}$$

• **Second case:** $0 < \alpha \leq 2$. For $\beta > 0$, $K_{a,b}(\alpha, \beta) = +\infty$. For $\beta < 0$, the condition $(2 - \alpha)z - \beta \geq 0$ is always verified. Thus $\mathcal{D}_z = \{z > -\frac{\beta}{\alpha}\}$. We do exactly the same than in the first case and find the same critical point and the infimum given by formula (5.13).

• **Third case:** $\alpha > 2$. The case $\beta > 0$ has already been seen. We consider $\beta < 0$. We investigate the critical points of $A_{\alpha,\beta} + C_\alpha z - \frac{2\beta z}{\alpha z + \beta}$ over the domain \mathcal{D}_z , given in this case by $\mathcal{D}_z = \{-\frac{\beta}{\alpha} < z \leq \frac{\beta}{2-\alpha}\}$. We need to distinguish cases depending on the sign of C_α .

If $\alpha < a + 4 - 2\sqrt{a}$ (which is greater than 2 because $a > 2$), C_α is positive and we find the same critical points than in the first case. The condition $z > -\frac{\beta}{\alpha}$ is still only verified by

$$z_0 = -\frac{\beta}{\alpha} \left(1 + \sqrt{\frac{2}{C_\alpha}} \right).$$

But, the condition $z_0 \leq \frac{\beta}{2-\alpha}$ is not satisfied for all α in $[2, a + 4 - 2\sqrt{a}[$. Indeed,

$$(5.14) \quad z_0 > \frac{\beta}{2-\alpha} \text{ if and only if } \frac{2}{C_\alpha}(\alpha - 2)^2 > 4$$

which leads to the following condition on α :

$$3\alpha^2 + 2(a - 4)\alpha - (a^2 + 8) > 0.$$

One of the roots is negative. The other one is inside $[2, a + 4 - 2\sqrt{a}[$:

$$(5.15) \quad \alpha_a = -\frac{2}{3} \left(\frac{a}{2} - 2 - \sqrt{a^2 - 2a + 4} \right).$$

Thus, for $\alpha \leq \alpha_a$, the infimum is reached at z_0 and is given by (5.13), while for $\alpha > \alpha_a$, z_0 is not inside the domain \mathcal{D}_z so the derivative does not vanish and the infimum is reached at one of the boundaries. We notice that for z tending to $-\frac{\beta}{\alpha}$, $A_{\alpha,\beta} + C_\alpha z - \frac{2\beta z}{\alpha z + \beta}$ tends to the infinity. Thus, the infimum is reached at the other boundary of the domain: $z_0 = \frac{\beta}{2-\alpha}$. Replacing it into (5.12), we obtain

$$(5.16) \quad K_{a,b}(\alpha, \beta) = \frac{a}{4}(b - \beta) - \frac{\alpha}{8\beta}(b^2 - \beta^2) - \frac{\beta(a - \alpha)^2}{8(\alpha - 2)}.$$

If $\alpha \in [a + 4 - 2\sqrt{a}; a + 4 + 2\sqrt{a}]$, then C_α is null or negative so the derivative cannot vanish and $K_{a,b}$ is given by (5.16).

If $\alpha > a + 4 + 2\sqrt{a}$, then C_α is positive but as $\alpha > \alpha_a$ the critical point z_0 is greater than $\frac{\beta}{2-\alpha}$ so outside the domain \mathcal{D}_z . The infimum is reached at the boundary $\frac{\beta}{2-\alpha}$ of the domain and is still given by (5.16). \square

5.4. Proofs of Corollaries 2.3 and 2.4.

Proof of Corollary 2.4. The result is a direct application of the contraction principle to the rate function $K_{a,b}$ of Theorem 2.2. We did not obtain an explicit expression of the infimum. \square

Proof of Corollary 2.3. With the contraction principle again, we know that the (\check{a}_T) satisfies an LDP with good rate function

$$K_a(\alpha) = \inf_{\beta \in \mathbb{R}} K_{a,b}(\alpha, \beta).$$

- First case: $\alpha = 0$. We easily show that $K_a(0) = K_{a,b}(0, 0) = -bC_a$.
- Second case: $\alpha < 0$. We rewrite

$$K_a(\alpha) = \inf_{\beta > 0} \left\{ A_{\alpha,\beta} - \frac{\beta}{\alpha} \left(\sqrt{2} + \sqrt{C_\alpha} \right)^2 \right\}.$$

The critical points β_0 satisfy

$$(5.17) \quad \beta_0^2 = \frac{\alpha^2 b^2}{16\sqrt{2}\sqrt{C_\alpha} + a^2 - 8\alpha + 32},$$

which is clearly well defined for all $\alpha < 0$. Using the fact that $\alpha < 0$ and $b < 0$ and as β_0 must be positive, we obtain

$$(5.18) \quad \beta_0 = b\alpha \left(16\sqrt{2}\sqrt{C_\alpha} + a^2 - 8\alpha + 32 \right)^{-1/2}$$

and

$$(5.19) \quad K_a(\alpha) = K_{a,b}(\alpha, \beta_0).$$

- Third case: $0 < \alpha \leq \alpha_a$. This time

$$K_a(\alpha) = \inf_{\beta < 0} \left\{ A_{\alpha,\beta} - \frac{\beta}{\alpha} \left(\sqrt{2} + \sqrt{C_\alpha} \right)^2 \right\}.$$

The critical points β_0 are still given by (5.17). It is well defined for all $\alpha < \alpha_a$. Namely, $16\sqrt{2}\sqrt{C_\alpha} + a^2 - 8\alpha + 32$ is a decreasing function on α over this domain and is positive at the point α_a . Indeed, we know from (5.14) and (5.15) that $\alpha_a > 2$ satisfies $(\alpha_a - 2)^2 = 2C_{\alpha_a}$, which leads to $16\sqrt{2}\sqrt{C_{\alpha_a}} + a^2 - 8\alpha_a + 32 = 8\alpha_a + a^2 > 0$. This time $\alpha > 0$ and β_0 must be negative but we obtain anyway the same critical

point β_0 given by (5.18) and the infimum K_a by (5.19).

• Fourth case: $\alpha \geq \alpha_a$. This time

$$K_a(\alpha) = \inf_{\beta < 0} \left\{ \frac{(a-2)^2 \beta}{8(2-\alpha)} \left(1 + \frac{(2-\alpha)b}{\beta(a-2)} \right)^2 - \frac{\beta}{4} \left(1 - \frac{b}{\beta} \right)^2 \right\}.$$

Using the results of the third case of the proof of Corollary 2.1, we obtain the same critical point and the same infimum. \square

6. PROOFS OF THE LARGE DEVIATION RESULTS FOR THE MLE

6.1. Proof of Theorem 2.3. First, we need to establish an LDP for the quadruplet $(\sqrt{X_T/T}, S_T, \Sigma_T, \mathcal{L}_T)$. Using Gärtner-Ellis theorem, we have to compute the Fenchel-Legendre transform $\tilde{\Lambda}$ of the cumulant generating function Λ defined in Theorem 4.1:

$$(6.1) \quad \tilde{\Lambda}(x, y, z, t) = \sup_{\mathcal{D}} \{x\lambda + y\mu + z\nu + t\gamma - \Lambda(x, y, z, t)\}$$

where $\mathcal{D} = \left\{ \lambda \in \mathbb{R}, \gamma \in \mathbb{R}, \mu < \frac{b^2}{8}, \nu < \frac{(a-2)^2}{8} \right\}$. We show with the same arguments than for the other LDP proofs that

$$(6.2) \quad \tilde{\Lambda}(x, y, z, t) = +\infty \text{ for } x < 0, t > 0, y \leq 0, z \leq 0 \text{ or } yz - 1 \leq 0.$$

Besides, for $x \geq 0$, the part involving λ in the function we want to optimize is always negative for $\lambda \leq 0$ and sometimes positive for $\lambda > 0$. Thus the supremum is necessarily reached for some $\lambda > 0$. With the same argument for $t \leq 0$, we show that we only have to consider $\gamma < 0$. Replacing μ and ν by their expression in d and f , the domain \mathcal{D} over which we optimize reduces to $\mathcal{D} = \{\lambda > 0, \gamma < 0, d > 0, f > 0\}$. Replacing Λ by its value leads to

$$\tilde{\Lambda}(x, y, z, t) = \max(S_1, S_2),$$

where

$$S_1 = \sup_{\mathcal{D} \cap \left\{ \frac{\gamma^2}{\lambda^2} \leq \frac{\varphi(f)}{d-b} \right\}} \left\{ x\lambda + y \frac{b^2 - d^2}{8} + z \frac{(a-2)^2 - 4f^2}{8} + t\gamma + \frac{d}{2}(1+f) + \frac{ab}{4} - \frac{\lambda^2}{d-b} \right\}$$

and

$$S_2 = \sup_{\mathcal{D} \cap \left\{ \frac{\gamma^2}{\lambda^2} \geq \frac{\varphi(f)}{d-b} \right\}} \left\{ x\lambda + y \frac{b^2 - d^2}{8} + z \frac{(a-2)^2 - 4f^2}{8} + t\gamma + \frac{d}{2}(1+f) + \frac{ab}{4} - \frac{\gamma^2}{\varphi(f)} \right\}$$

and $\varphi(f) = 2f + a + 2$ for the remaining of this section. We first consider S_1 . The domain over which we take the supremum is given by

$$\mathcal{D} \cap \left\{ \frac{\gamma^2}{\lambda^2} \leq \frac{\varphi(f)}{d-b} \right\} = \left\{ \lambda < 0, d > 0, f > 0, 0 > \gamma \geq -\sqrt{\frac{\varphi(f)}{d-b}} \lambda \right\}.$$

Over this domain, as $t \leq 0$, $0 \leq t\gamma \leq -t\sqrt{\frac{\varphi(f)}{d-b}}\lambda$, so that the supremum of $t\gamma$ is equal to $-t\lambda\sqrt{\frac{\varphi(f)}{d-b}}$. Thus, if we set $\mathcal{D}_1 = \{\lambda < 0, d > 0, f > 0\}$,

$$S_1 = \sup_{\mathcal{D}_1} \left\{ x\lambda + y\frac{b^2 - d^2}{8} + z\frac{(a-2)^2 - 4f^2}{8} - t\lambda\sqrt{\frac{\varphi(f)}{d-b}} + \frac{d}{2}(1+f) + \frac{ab}{4} - \frac{\lambda^2}{d-b} \right\}.$$

The supremum over λ is easy to compute. Indeed, the function is concave on λ and the critical point is given by

$$\lambda = \frac{d-b}{2} \left(x - t\sqrt{\frac{\varphi(f)}{d-b}} \right).$$

Finally, with $\mathcal{D}_{d,f} = \{d > 0, f > 0\}$, we obtain

$$S_1 = \sup_{\mathcal{D}_{d,f}} \left\{ \frac{1}{4} \left(t\sqrt{\varphi(f)} - x\sqrt{d-b} \right)^2 + y\frac{b^2 - d^2}{8} + \frac{(a-2)^2 - 4f^2}{8} z + \frac{d}{2}(1+f) + \frac{ab}{4} \right\}.$$

We do the same thing with S_2 , computing first the supremum over λ and then over γ . We obtain $S_1 = S_2$, so that

$$(6.3) \quad \tilde{\Lambda}(x, y, z, t) = S_1 = \sup_{\mathcal{D}_{d,f}} h(d, f)$$

where

$$h(d, f) = \frac{1}{4} \left(t\sqrt{\varphi(f)} - x\sqrt{d-b} \right)^2 + y\frac{b^2 - d^2}{8} + \frac{(a-2)^2 - 4f^2}{8} z + \frac{d}{2}(1+f) + \frac{ab}{4}.$$

This supremum is not explicitly computable, but gives the rate function of the LDP satisfied by the quadruplet $(\sqrt{X_T/T}, S_T, \Sigma_T, \mathcal{L}_T)$. To obtain the rate function $I_{a,b}$ for the LDP of the couple (\hat{a}_T, \hat{b}_T) , we need to use the contraction principle. Indeed, $(\hat{a}_T, \hat{b}_T) = g(\sqrt{X_T/T}, S_T, \Sigma_T, \mathcal{L}_T)$ where g is the function defined on $\{(x, y, z, t) \in \mathbb{R}^4 | yz - 1 \neq 0\}$ by

$$g(x, y, z, t) = \left(\frac{y(2z - t^2\mathbf{1}_{t \leq 0} + t\mathbf{1}_{t > 0}) - x^2}{yz - 1}, \frac{t^2\mathbf{1}_{t \leq 0} - t\mathbf{1}_{t > 0} + (x^2 - 2)z}{yz - 1} \right).$$

Thus,

$$(6.4) \quad I_{a,b}(\alpha, \beta) = \inf \left\{ \tilde{\Lambda}(x, y, z, t) | g(x, y, z, t) = (\alpha, \beta) \right\}.$$

We can reduce the domain over which we look for the infimum using (6.2). The condition $g(x, y, z, t) = (\alpha, \beta)$ gives us a link between x and y and one between t and z :

$$(6.5) \quad \beta y = x^2 - \alpha \quad \text{and} \quad (2 - \alpha)z = t^2 + \beta.$$

We first notice that if $\alpha \leq 0$ and $\beta < 0$ then y is negative and for all x, z, t , $\tilde{\Lambda}(x, y, z, t) = +\infty$ such as $I_{a,b}(\alpha, \beta)$. Similarly, if $\beta \geq 0$ and $\alpha > 2$, z is negative and $\tilde{\Lambda}(x, y, z, t) = +\infty$ for all x, y, t , then $I_{a,b}(\alpha, \beta) = +\infty$. If $\beta = 0$ and $\alpha < 0$, the first condition in (6.5) leads to x^2 negative and if $\alpha = 2$ and $\beta > 0$ the second condition

gives t^2 negative. So, in both cases, we get $I_{a,b}(\alpha, \beta) = +\infty$. We now focus on the values of α and β for which $I_{a,b}$ is not clearly infinite. We first consider the two remaining limit cases : $(0, 0)$ and $(2, 0)$. If $\alpha = \beta = 0$ then the first condition of (6.5) gives $x^2 = \alpha = 0$ so that

$$(6.6) \quad I_{a,b}(0, 0) = K_{a,b}(0, 0).$$

Similarly, if $\alpha = 2$ and $\beta = 0$, the second condition implies that $t^2 = (2 - \alpha)z = 0$ and consequently

$$(6.7) \quad I_{a,b}(2, 0) = J_{a,b}(2, 0).$$

For all remaining values of (α, β) , we define the function

$$(6.8) \quad \begin{aligned} H(x, t, d, f) = & \frac{1}{4} \left(t\sqrt{2f + a + 2} - x\sqrt{d - b} \right)^2 + \frac{b^2 - d^2}{8} \frac{x^2 - \alpha}{\beta} \\ & + \frac{(a - 2)^2 - 4f^2}{8} \frac{t^2 + \beta}{2 - \alpha} + \frac{d}{2} (1 + f) + \frac{ab}{4}. \end{aligned}$$

We have to compute

$$(6.9) \quad I_{a,b}(\alpha, \beta) = \inf_{\mathcal{D}_{x,t}} \sup_{\mathcal{D}_{d,f}} H(x, t, d, f),$$

where $\mathcal{D}_{x,t} = \left\{ x \geq 0, t \leq 0 \mid \frac{x^2 - \alpha}{\beta} \frac{t^2 + \beta}{2 - \alpha} > 1 \right\}$ and $\mathcal{D}_{d,f} = \{d > 0, f > 0\}$. This is not doable directly. But, with the help of some simulations, we conjecture that

$$(6.10) \quad I_{a,b}(\alpha, \beta) = \min(J_{a,b}(\alpha, \beta), K_{a,b}(\alpha, \beta))$$

where $J_{a,b}$ and $K_{a,b}$ are the rate functions for the two couples of simplified estimators.

6.2. Proof of Theorem 2.4. We note that

$$J_{a,b}(\alpha, \beta) = \inf_{t \leq 0} \sup_{\mathcal{D}_{d,f}} H(0, t, d, f) \quad \text{and} \quad K_{a,b}(\alpha, \beta) = \inf_{x \geq 0} \sup_{\mathcal{D}_{d,f}} H(x, 0, d, f).$$

It is easy to see that

$$(6.11) \quad I_{a,b}(\alpha, \beta) \leq \min(J_{a,b}(\alpha, \beta), K_{a,b}(\alpha, \beta)).$$

So, we just have to show the other inequality. The first idea is to find conditions on α and β for which

$$(6.12) \quad H(x, t, d, f) \geq H(x, 0, d, f),$$

so that

$$(6.13) \quad \inf_{\mathcal{D}_{x,t}} \sup_{\mathcal{D}_{d,f}} H(x, t, d, f) \geq \inf_{x \geq 0} \sup_{\mathcal{D}_{d,f}} H(x, 0, d, f) = K_{a,b}(\alpha, \beta).$$

To find those conditions, we consider

$$\frac{\partial H}{\partial t}(x, t, d, f) = t \left(\frac{2f + a + 2}{2} + \frac{(a - 2)^2 - 4f^2}{4(2 - \alpha)} \right) - \frac{x}{2} \sqrt{d - b} \sqrt{2f + a + 2}.$$

It is a line. As $-\frac{x}{2}\sqrt{d-b}\sqrt{2f+a+2} \leq 0$, if the slope δ is positive then, for all $t \leq 0$, $\frac{\partial H}{\partial t}(x, t, d, f) \leq 0$ and $H(x, t, d, f) \geq H(x, 0, d, f)$.

On the one hand, if $2 - \alpha > 0$ then δ is positive if and only if for all $f > 0$,

$$-4f^2 + 4(2 - \alpha)f + 2(a + 2)(2 - \alpha) + (a - 2)^2 > 0.$$

The sum of the roots is positive and their product is negative. So it is not possible to find a α for which the trinomial will be positive for all f positive. On the other hand, for $2 - \alpha < 0$, δ is positive if and only if for all $f > 0$,

$$-4f^2 + 4(2 - \alpha)f + 2(a + 2)(2 - \alpha) + (a - 2)^2 < 0.$$

The sum of the roots is negative and the sign of their product depends on the value of α . If the product is positive or null then both roots are negative or null, and, as $-4 < 0$, the trinomial will be negative for all $f > 0$. The product of the roots is equal to $-\frac{1}{4}(2(a + 2)(2 - \alpha) + (a - 2)^2)$. It is positive or null if and only if

$$\alpha \geq \frac{a^2 + 12}{2(a + 2)},$$

which is always greater than 2 because $a > 2$. In this case, for all x, t in $\mathcal{D}_{x,t}$ and all d, f in $\mathcal{D}_{d,f}$,

$$H(x, t, d, f) \geq H(x, 0, d, f)$$

so that $I_{a,b}(\alpha, \beta) \geq K_{a,b}(\alpha, \beta)$. Thus,

$$(6.14) \quad \text{for all } \alpha \geq \frac{a^2 + 12}{2(a + 2)}, \quad I_{a,b}(\alpha, \beta) = K_{a,b}(\alpha, \beta).$$

6.3. Proof of Theorem 2.5. We do the same with $J_{a,b}$. We look for conditions on α and β such that, for all x, t in $\mathcal{D}_{x,t}$ and all d, f in $\mathcal{D}_{d,f}$,

$$H(x, t, d, f) \geq H(0, t, d, f),$$

so that

$$(6.15) \quad I_{a,b}(\alpha, \beta) = \inf_{\mathcal{D}_{x,t}} \sup_{\mathcal{D}_{d,f}} H(x, t, d, f) \geq \inf_{t \leq 0} \sup_{\mathcal{D}_{d,f}} H(0, t, d, f) = J_{a,b}(\alpha, \beta).$$

Using the fact that

$$\frac{\partial H}{\partial x}(x, t, d, f) = x \left(\frac{d - b}{2} + \frac{b^2 - d^2}{4\beta} \right) - \frac{t}{2} \sqrt{d - b} \sqrt{2f + a + 2},$$

we notice that the slope is positive or null for all $d > 0$ if $\beta < \frac{b}{2}$. Thus,

$$(6.16) \quad \text{for all } \beta \leq \frac{b}{2}, \quad I_{a,b}(\alpha, \beta) = J_{a,b}(\alpha, \beta).$$

APPENDIX A: PROOF OF LEMMA 3.1

We apply the Gärtner-Ellis theorem (see [4]). It is easy to deduce from Theorem 4.1 that the pointwise limit $\tilde{\Lambda}$ of the normalized cumulant generating function $\tilde{\Lambda}_T$ of the couple (S_T, Σ_T) is given by

$$(A.1) \quad \tilde{\Lambda}(\mu, \nu) = -\frac{d}{2}(1+f) - \frac{ab}{4}$$

where $d = \sqrt{b^2 - 8\mu}$ and $f = \sqrt{\left(\frac{a}{2} - 1\right)^2 - 2\nu}$. We easily get from Remark 4.1 that the function $\tilde{\Lambda}$ is steep. To obtain the rate function I , we just have to compute the Fenchel-Legendre transform of $\tilde{\Lambda}$:

$$(A.2) \quad I(x, y) = \sup_{\mu < \frac{b^2}{8}, \nu < \frac{(a-2)^2}{8}} \left\{ x\mu + y\nu - \tilde{\Lambda}(\mu, \nu) \right\}.$$

First we note that

$$(A.3) \quad \text{for } x \leq 0 \text{ or } y \leq 0, \quad I(x, y) = +\infty,$$

because $\tilde{\Lambda}(\mu, \nu)$ tends to $-\infty$ as ν or μ tends to $-\infty$. Only the case $x > 0$ and $y > 0$ remains to be studied.

We look for the critical points. If $xy - 1 \neq 0$, we obtain

$$(A.4) \quad \begin{pmatrix} d_0 \\ f_0 \end{pmatrix} = \frac{1}{xy - 1} \begin{pmatrix} 2y \\ 1 \end{pmatrix}.$$

But d_0 and f_0 must both be positive, so the solution is in the domain if and only if $xy - 1 > 0$. It is easy to check that this critical point corresponds to a maximum of $\tilde{\Lambda}$. Using the fact that $\mu = \frac{b^2 - d^2}{8}$ et $\nu = \frac{(\frac{a}{2} - 1)^2 - f^2}{2}$ and replacing it into (A.2), we get

$$(A.5) \quad I(x, y) = \frac{y}{2(xy - 1)} + \frac{b^2}{8}x + \frac{(a - 2)^2}{8}y + \frac{ab}{4}.$$

To conclude, we need to examine the case $x > 0, y > 0$ and $xy - 1 < 0$. We already know that for ν and μ tending to $-\infty$, $-\tilde{\Lambda}(\mu, \nu)$ tends to $+\infty$. However, as x and y are non negative, we cannot conclude directly. But it is possible to find a direction in which $\tilde{\Lambda}$ dominate the expression. Note that, for $-\nu$ and $-\mu$ large enough,

$$x\mu + y\nu - \tilde{\Lambda}(\mu, \nu) \sim x\mu + y\nu + \sqrt{\mu\nu}.$$

Let $k > 0$ and $\nu = k\mu$. We just have to find a $k > 0$ that satisfies

$$k^2(y^2 - 1) + 2xyk + x^2 < 0.$$

If $y < 1$ then all $k > -\frac{x}{y-1}$ fit. Else, if $y \geq 1$, necessarily $x < 1$ and we use the same argument with $\mu = k\nu$ this time. We have found directions for which $x\mu + y\nu - \tilde{\Lambda}(\mu, \nu)$ tends to $+\infty$, so that the supremum itself is equal to $+\infty$. And,

$$(A.6) \quad \text{for } x > 0, y > 0 \text{ such that } xy - 1 < 0, \quad I(x, y) = +\infty.$$

□

APPENDIX B: PROOFS OF LEMMAS 4.2 TO 4.5

The four following proofs rely on lower and upper bounds for the modified Bessel function of the first kind, given by formula (6.25) of [11]. More precisely, for all $z > 0$ and $\nu > -\frac{1}{2}$, we have:

$$(B.1) \quad 1 < \left(\frac{2}{z}\right)^\nu \Gamma(\nu + 1) I_\nu(z) < e^z.$$

B.1. Proof of Lemma 4.2. It is easy to deduce the following upper and lower bounds from (B.1):

$$(B.2) \quad \frac{(\beta_T \sqrt{y})^f}{2^f \Gamma(f+1)} \leq I_f(\beta_T \sqrt{y}) \leq \frac{(\beta_T \sqrt{y})^f}{2^f \Gamma(f+1)} e^{\beta_T \sqrt{y}}.$$

Replacing it into the expression of H_T given by (4.8) leads to:

$$(B.3) \quad \frac{2^f \Gamma(1+f)}{\beta_T^f} H_T \geq \int_0^1 e^{\lambda \sqrt{Ty} - \gamma \sqrt{-T \log y} - \alpha_T y} y^{\frac{2f+a-2}{4}} dy$$

and

$$(B.4) \quad \frac{2^f \Gamma(1+f)}{\beta_T^f} H_T \leq \int_0^1 e^{\beta_T \sqrt{y} + \lambda \sqrt{Ty} - \gamma \sqrt{-T \log y} - \alpha_T y} y^{\frac{2f+a-2}{4}} dy.$$

We consider separately the integrals over $[0, \frac{1}{T}]$ and over $[\frac{1}{T}, 1]$. On the one hand,

$$\begin{aligned} \int_{\frac{1}{T}}^1 e^{\beta_T \sqrt{y} + \lambda \sqrt{Ty} - \gamma \sqrt{-T \log y} - \alpha_T y} y^{\frac{2f+a-2}{4}} dy &\leq \int_{\frac{1}{T}}^1 e^{\beta_T \sqrt{y} + \lambda \sqrt{Ty} - \gamma \sqrt{-T \log y}} dy \\ &\leq 1 \times \sup_{[\frac{1}{T}, 1]} \left(e^{\beta_T \sqrt{y} + \lambda \sqrt{Ty} - \gamma \sqrt{-T \log y}} \right) \\ &\leq e^{\lambda \sqrt{T} + \beta_T - \gamma \sqrt{-T \log \frac{1}{T}}} \\ &= O \left(e^{(\lambda - \gamma) \sqrt{T} \sqrt{\log T}} \right). \end{aligned}$$

On the other hand, with the same argument, we show that

$$\int_{\frac{1}{T}}^1 e^{\lambda \sqrt{Ty} - \gamma \sqrt{-T \log y} - \alpha_T y} y^{\frac{2f+a-2}{4}} dy = O \left(e^{(\lambda - \gamma) \sqrt{T} \sqrt{\log T}} \right).$$

Over $[0, \frac{1}{T}]$, $e^{\lambda \sqrt{Ty}}$, $e^{\beta_T \sqrt{y}}$ and $e^{-\alpha_T y}$ are bounded. So we have

$$\int_0^{\frac{1}{T}} e^{\lambda \sqrt{Ty} - \gamma \sqrt{-T \log y} - \alpha_T y} y^{\frac{2f+a-2}{4}} dy \geq e^{-\alpha_T/T - |\lambda|} \int_0^{\frac{1}{T}} e^{-\gamma \sqrt{-T \log y}} y^{\frac{2f+a-2}{4}} dy$$

and

$$\int_0^{\frac{1}{T}} e^{\beta_T \sqrt{y} + \lambda \sqrt{Ty} - \gamma \sqrt{-T \log y} - \alpha_T y} y^{\frac{2f+a-2}{4}} dy \leq e^{|\lambda| + \alpha_T/T + \beta_T/\sqrt{T}} \int_0^{\frac{1}{T}} e^{-\gamma \sqrt{-T \log y}} y^{\frac{2f+a-2}{4}} dy.$$

Using the change of variable given by $z = \sqrt{-\log y} + \frac{\gamma\sqrt{T}}{2g}$, where $g = \frac{2f+a+2}{4}$, we obtain:

$$\begin{aligned} \int_0^{\frac{1}{T}} e^{-\gamma\sqrt{-T\log y}} y^{g-1} dy &= 2e^{\frac{\gamma^2 T}{4g}} \int_{\sqrt{\log T} + \frac{\gamma\sqrt{T}}{2g}}^{+\infty} e^{-gz^2} \left(z - \frac{\gamma\sqrt{T}}{2g} \right) dz \\ &= 2e^{\frac{\gamma^2 T}{4g}} \left(\int_{\sqrt{\log T} + \frac{\gamma\sqrt{T}}{2g}}^{+\infty} e^{-gz^2} z dz - \frac{\gamma\sqrt{T}}{2g} \int_{\sqrt{\log T} + \frac{\gamma\sqrt{T}}{2g}}^{+\infty} e^{-gz^2} dz \right). \end{aligned}$$

By dominated convergence as $\gamma < 0$, the first integral tends to zero when T goes to infinity and the second one tends to the positive constant $\sqrt{\frac{\pi}{g}}$. This leads to the following bounds, for T large enough:

$$\begin{aligned} \int_0^{\frac{1}{T}} e^{-\gamma\sqrt{-T\log y}} y^{g-1} dy &\leq 2\sqrt{\frac{\pi}{g}} \frac{|\gamma|\sqrt{T}}{g} \exp\left(\frac{\gamma^2 T}{4g}\right) \\ \int_0^{\frac{1}{T}} e^{-\gamma\sqrt{-T\log y}} y^{g-1} dy &\geq \frac{1}{2}\sqrt{\frac{\pi}{g}} \frac{|\gamma|\sqrt{T}}{g} \exp\left(\frac{\gamma^2 T}{4g}\right). \end{aligned}$$

Combined with the result over $[\frac{1}{T}, 1]$, it gives the announced result.

B.2. Proof of Lemma 4.3. The upper bound easily follows from (B.2). Actually, for all $\gamma > 0$ and $\lambda \in \mathbb{R}$, we obtain

$$\begin{aligned} (B.5) \quad H_T &\leq \frac{\beta_T^f}{\Gamma(f+1)2^f} \int_0^1 e^{(\lambda\sqrt{T}+\beta_T)\sqrt{y}-\gamma\sqrt{-T\log y}} y^{\frac{2f+a-2}{4}} dy \\ &\leq \frac{\beta_T^f}{\Gamma(f+1)2^f} e^{|\lambda|\sqrt{T}+\beta_T}. \end{aligned}$$

Besides, using the lower bound of (B.2), we clearly have, for all $\gamma > 0$ and $\lambda \in \mathbb{R}$,

$$(B.6) \quad H_T \geq \frac{\beta_T^f e^{-\alpha_T}}{\Gamma(f+1)2^f} \int_0^1 e^{\lambda\sqrt{T}\sqrt{y}-\gamma\sqrt{-T\log y}} y^{\frac{2f+a-2}{4}} dy.$$

To obtain the announced lower bound, we need to consider separately the integral over $[0, \frac{1}{T}]$ and over $[\frac{1}{T}, 1]$. On the one hand, the integral over $[\frac{1}{T}, 1]$ is easy to handle.

$$(B.7) \quad \int_{\frac{1}{T}}^1 e^{\lambda\sqrt{T}\sqrt{y}-\gamma\sqrt{-T\log y}} y^{\frac{2f+a-2}{4}} dy \geq \varepsilon e^{-\gamma\sqrt{T}\sqrt{\log T}} T^{-\frac{2f+a-2}{4}},$$

where $\varepsilon = \exp(\lambda\mathbf{1}_{\lambda \geq 0} + \lambda\sqrt{T}\mathbf{1}_{\lambda < 0})$. On the other hand,

$$\int_0^{\frac{1}{T}} e^{\lambda\sqrt{T}\sqrt{y}-\gamma\sqrt{-T\log y}} y^{\frac{2f+a-2}{4}} dy \geq e^{-|\lambda|} \int_0^{\frac{1}{T}} e^{-\gamma\sqrt{-T\log y}} y^{\frac{2f+a-2}{4}} dy$$

Using the variable change $z = \sqrt{-\log y} + \frac{\gamma\sqrt{T}}{2g}$, where we recall that $g = \frac{2f+a+2}{4}$, we obtain

$$\int_0^{\frac{1}{T}} e^{-\gamma\sqrt{-T\log y}} y^{\frac{2f+a-2}{4}} dy = 2e^{\frac{\gamma^2 T}{4g}} \int_{\sqrt{\log T} + \frac{\gamma\sqrt{T}}{2g}}^{+\infty} e^{-gz^2} \left(z - \frac{\gamma\sqrt{T}}{2g} \right) dz.$$

Firstly, we clearly have

$$\int_{\sqrt{\log T} + \frac{\gamma\sqrt{T}}{2g}}^{+\infty} e^{-g z^2} z \, dz = \frac{1}{2g} \exp \left(-g \left(\sqrt{\log T} + \frac{\gamma\sqrt{T}}{2g} \right)^2 \right).$$

Besides, for the second part of the integral, we have

$$\begin{aligned} \int_{\sqrt{\log T} + \frac{\gamma\sqrt{T}}{2g}}^{+\infty} e^{-g z^2} \, dz &= \int_{\sqrt{\log T} + \frac{\gamma\sqrt{T}}{2g}}^{+\infty} e^{-g z^2} z \times \frac{1}{z} \, dz \\ &\leq \frac{1}{\sqrt{\log T} + \frac{\gamma\sqrt{T}}{2g}} \int_{\sqrt{\log T} + \frac{\gamma\sqrt{T}}{2g}}^{+\infty} e^{-g z^2} z \, dz \\ &= \frac{1}{2g\sqrt{\log T} + \gamma\sqrt{T}} \exp \left(-g \left(\sqrt{\log T} + \frac{\gamma\sqrt{T}}{2g} \right)^2 \right). \end{aligned}$$

Thus, for any positive γ , we have the following lower bound:

$$\int_0^{\frac{1}{T}} e^{-\gamma\sqrt{-T\log y}} y^{\frac{2f+a-2}{4}} \, dy \geq \frac{1}{g} \left(1 - \frac{\gamma\sqrt{T}}{2g\sqrt{\log T} + \gamma\sqrt{T}} \right) \exp \left(-g \log T - \gamma\sqrt{T}\sqrt{\log T} \right).$$

Combined with (B.7), this leads to

$$H_T \geq \frac{(\beta_T)^f e^{-\alpha_T}}{2^f \Gamma(1+f)} \left(\varepsilon + \frac{e^{-|\lambda|}}{g} \left(1 - \frac{\gamma\sqrt{T}}{2g\sqrt{\log T} + \gamma\sqrt{T}} \right) \right) \exp \left(-\gamma\sqrt{T}\sqrt{\log T} - g \log T \right).$$

B.3. Proof of Lemma 4.4. Using the inequality (B.2) for the modified Bessel function I_f in (4.9), we obtain

$$(B.8) \quad K_T \leq \frac{(\beta_T)^f}{2^f \Gamma(1+f)} \int_1^{+\infty} e^{\beta_T \sqrt{y} + \lambda \sqrt{T} y - \alpha_T y} y^{\gamma + \frac{2f+a-2}{4}} \, dy$$

and

$$(B.9) \quad K_T \geq \frac{(\beta_T)^f}{2^f \Gamma(1+f)} \int_1^{+\infty} e^{\lambda \sqrt{T} y - \alpha_T y} y^{\gamma + \frac{2f+a-2}{4}} \, dy.$$

To go further, we need to consider the sign of the exponent $\gamma + \frac{2f+a-2}{4}$.

- If $\gamma + \frac{2f+a-2}{4} \leq 0$: using the fact that $y^{\gamma + \frac{2f+a-2}{4}} \leq 1$ and with the change of variable $u = \sqrt{y} - \frac{\lambda\sqrt{T} + \beta_T}{2\alpha_T}$, we obtain the following asymptotic behaviour for the upper bound of K_T ,

$$\begin{aligned} K_T &\leq \frac{(\beta_T)^f}{2^f \Gamma(1+f)} \int_1^{+\infty} e^{(\beta_T + \lambda\sqrt{T})\sqrt{y} - \alpha_T y} \, dy \\ &= \frac{2(\beta_T)^f}{2^f \Gamma(1+f)} e^{\frac{(\lambda\sqrt{T} + \beta_T)^2}{4\alpha_T}} \int_{1 - \frac{\lambda\sqrt{T} + \beta_T}{2\alpha_T}}^{+\infty} e^{-\alpha_T u^2} \left(u + \frac{\lambda\sqrt{T} + \beta_T}{2\alpha_T} \right) \, du \\ &\leq \frac{2(\beta_T)^f}{2^f \Gamma(1+f)} e^{\frac{(\lambda\sqrt{T} + \beta_T)^2}{4\alpha_T}} \left(A_1 + \frac{\beta_T}{2\alpha_T} A_2 \right) \end{aligned}$$

where A_1 and A_2 are given by:

$$(B.10) \quad A_1 = \int_{1-\frac{\lambda\sqrt{T}+\beta_T}{2\alpha_T}}^{+\infty} e^{-\alpha_T u^2} u \, du = \frac{1}{2\alpha_T} e^{-\alpha_T \left(1-\frac{\lambda\sqrt{T}+\beta_T}{2\alpha_T}\right)^2}$$

and

$$(B.11) \quad A_2 = \int_{1-\frac{\lambda\sqrt{T}+\beta_T}{2\alpha_T}}^{+\infty} e^{-\alpha_T u^2} \, du = \int_{1-\frac{\lambda\sqrt{T}+\beta_T}{2\alpha_T}}^{+\infty} e^{-\alpha_T u^2} u \times \frac{1}{u} \, du \leq \frac{1}{1-\frac{\lambda\sqrt{T}+\beta_T}{2\alpha_T}} A_1.$$

Thus:

$$(B.12) \quad \begin{aligned} K_T &\leq \frac{2(\beta_T)^f}{2^f \Gamma(1+f)} e^{\frac{(\lambda\sqrt{T}+\beta_T)^2}{4\alpha_T}} \frac{1}{2\alpha_T} e^{-\alpha_T \left(1-\frac{\lambda\sqrt{T}+\beta_T}{2\alpha_T}\right)^2} \left(1 + \frac{\frac{\beta_T}{2\alpha_T}}{1-\frac{\lambda\sqrt{T}+\beta_T}{2\alpha_T}}\right) \\ &= \frac{(\beta_T)^f}{2^f \Gamma(1+f)\alpha_T} \left(1 + \frac{\frac{\beta_T}{2\alpha_T}}{1-\frac{\lambda\sqrt{T}+\beta_T}{2\alpha_T}}\right) \exp(\lambda\sqrt{T} + \beta_T - \alpha_T). \end{aligned}$$

• If $\gamma + \frac{2f+a-2}{4} > 0$: with formula 3.462(1) in [7], we get

$$\begin{aligned} K_T &\leq \frac{(\beta_T)^f}{2^f \Gamma(1+f)} \left(2(2\alpha_T)^{-(\gamma+g)} \Gamma(2\gamma+2g) e^{\frac{(\lambda\sqrt{T}+\beta_T)^2}{8\alpha_T}} D_{-2(\gamma+g)} \left(\frac{-\beta_T - \lambda\sqrt{T}}{\sqrt{2\alpha_T}} \right) \right. \\ &\quad \left. - \int_0^1 e^{\beta_T \sqrt{y} + \lambda\sqrt{T}y - \alpha_T y} y^{\gamma+g-1} \, dy \right) \\ &\leq \frac{2(\beta_T)^f (2\alpha_T)^{-(\gamma+g)} \Gamma(2\gamma+2g)}{2^f \Gamma(1+f)} e^{\frac{(\lambda\sqrt{T}+\beta_T)^2}{8\alpha_T}} D_{-2(\gamma+g)} \left(\frac{-\beta_T - \lambda\sqrt{T}}{\sqrt{2\alpha_T}} \right), \end{aligned}$$

where $D_{-2(\gamma+g)}$ is the parabolic cylinder function defined by 9.250 in [7]. But, if $\lambda < 0$, for T large enough, $-\beta_T - \lambda\sqrt{T} > 0$ so formula 9.246(1) of [7] gives

$$D_{-2(\gamma+g)} \left(\frac{-\beta_T - \lambda\sqrt{T}}{\sqrt{2\alpha_T}} \right) \sim \left(\frac{-\beta_T - \lambda\sqrt{T}}{\sqrt{2\alpha_T}} \right)^{-2(\gamma+g)} e^{-\frac{(\lambda\sqrt{T}+\beta_T)^2}{8\alpha_T}}.$$

Thus $K_T = O(\beta_T^f)$ as T goes to infinity. If $\lambda = 0$, we use formula 9.246(2) in [7].

$$D_{-2(\gamma+g)} \left(\frac{-\beta_T}{\sqrt{2\alpha_T}} \right) \sim \frac{\sqrt{2\pi}}{\Gamma(2\gamma+2g)} \left(\frac{\beta_T}{\sqrt{2\alpha_T}} \right)^{2\gamma+2g-1} e^{\frac{(\beta_T)^2}{8\alpha_T}}.$$

This leads to the same conclusion: as T goes to infinity,

$$(B.13) \quad K_T = O\left((\beta_T)^f\right).$$

Otherwise, for the proof of Lemma 4.1, we also need a lower bound for K_T when $\gamma \geq 0$. We note that over $[1, +\infty[$, $y^{\gamma+g-1} \geq 1$, so that

$$(B.14) \quad K_T \geq \frac{2^{-f} (\beta_T)^f}{\Gamma(1+f)} \int_1^{+\infty} e^{\lambda\sqrt{T}\sqrt{y} - \alpha_T y} \, dy.$$

With the change of variable given by $u = \sqrt{y} - \frac{\lambda\sqrt{T}}{2\alpha_T}$, it becomes

$$\begin{aligned}
 (B.15) \quad K_T &\geq \frac{2^{1-f}(\beta_T)^f}{\Gamma(1+f)} e^{\frac{\lambda^2 T}{4\alpha_T}} \int_{1-\frac{\lambda\sqrt{T}}{2\alpha_T}}^{+\infty} e^{-\alpha_T u^2} \left(u + \frac{\lambda\sqrt{T}}{2\alpha_T}\right) du \\
 &\geq \frac{2^{1-f}(\beta_T)^f}{\Gamma(1+f)} e^{\frac{\lambda^2 T}{4\alpha_T}} \left(\int_{1-\frac{\lambda\sqrt{T}}{2\alpha_T}}^{+\infty} e^{-\alpha_T u^2} u du + \frac{\lambda\sqrt{T}}{2\alpha_T} \int_{1-\frac{\lambda\sqrt{T}}{2\alpha_T}}^{+\infty} e^{-\alpha_T u^2} du \right)
 \end{aligned}$$

However, the first integral is easily computable:

$$(B.16) \quad \int_{1-\frac{\lambda\sqrt{T}}{2\alpha_T}}^{+\infty} e^{-\alpha_T u^2} u du = \frac{1}{2\alpha_T} \exp\left(-\alpha_T \left(1 - \frac{\lambda\sqrt{T}}{2\alpha_T}\right)^2\right)$$

and for the second one, we clearly have the following upper bound,

$$\begin{aligned}
 (B.17) \quad \int_{1-\frac{\lambda\sqrt{T}}{2\alpha_T}}^{+\infty} e^{-\alpha_T u^2} du &= \int_{1-\frac{\lambda\sqrt{T}}{2\alpha_T}}^{+\infty} e^{-\alpha_T u^2} u \times \frac{1}{u} du \\
 &\leq \frac{1}{1-\frac{\lambda\sqrt{T}}{2\alpha_T}} \int_{1-\frac{\lambda\sqrt{T}}{2\alpha_T}}^{+\infty} e^{-\alpha_T u^2} u du \\
 &\leq \frac{1}{1-\frac{\lambda\sqrt{T}}{2\alpha_T}} \frac{1}{2\alpha_T} \exp\left(-\alpha_T \left(1 - \frac{\lambda\sqrt{T}}{2\alpha_T}\right)^2\right).
 \end{aligned}$$

Using the fact that $\lambda < 0$ and combining (B.15), (B.16) and (B.17), we show the announced result:

$$(B.18) \quad K_T \geq \frac{2^{1-f}(\beta_T)^f}{\Gamma(1+f)} \frac{e^{-\alpha_T}}{2\alpha_T} \left(1 + \frac{\frac{\lambda\sqrt{T}}{2\alpha_T}}{1 - \frac{\lambda\sqrt{T}}{2\alpha_T}}\right) \exp\left(\lambda\sqrt{T}\right).$$

All those results are still true for $\lambda = 0$.

B.4. Proof of Lemma 4.5. As previously, we use (B.2) to find lower and upper bounds for K_T as T goes to infinity, for all $\lambda > 0$. We consider two cases depending on the sign of the exponent $\gamma + g - 1$.

• If $\gamma + g - 1 \leq 0$: As in the proof of Lemma 4.4, we have the following upper bound

$$(B.19) \quad K_T \leq \frac{2(\beta_T)^f}{2^f \Gamma(1+f)} e^{\frac{(\lambda\sqrt{T} + \beta_T)^2}{4\alpha_T}} \left(A_1 + \frac{\beta_T}{2\alpha_T} A_2\right)$$

where $A_1 = \int_{1-\frac{\lambda\sqrt{T} + \beta_T}{2\alpha_T}}^{+\infty} e^{-\alpha_T u^2} u du$ tends to zero for all $\lambda > 0$ by dominated convergence, and $A_2 = \int_{1-\frac{\lambda\sqrt{T} + \beta_T}{2\alpha_T}}^{+\infty} e^{-\alpha_T u^2} du$ tends to the positive constant $2\sqrt{\frac{\pi}{d-b}}$. Thus, for T large enough,

$$(B.20) \quad K_T \leq 2^{1-f} \sqrt{\frac{\pi}{d-b}} \frac{(\beta_T)^{1+f}}{\alpha_T \Gamma(1+f)} e^{\frac{(\lambda\sqrt{T} + \beta_T)^2}{4\alpha_T}}.$$

For the lower bound, with the change of variable given by $u = \sqrt{y} - \frac{\lambda\sqrt{T}}{2\alpha_T}$, we obtain

$$\begin{aligned}
K_T &\geq \frac{2^{-f}(\beta_T)^f}{\Gamma(1+f)} \int_1^{+\infty} e^{\lambda\sqrt{T}\sqrt{y}-\alpha_T y} y^{\gamma+g-1} dy \\
&= \frac{2^{1-f}(\beta_T)^f}{\Gamma(1+f)} e^{\frac{\lambda^2 T}{4\alpha_T}} \int_{1-\frac{\lambda\sqrt{T}}{2\alpha_T}}^{+\infty} e^{-\alpha_T u^2} \left(u + \frac{\lambda\sqrt{T}}{2\alpha_T}\right)^{2(\gamma+g-1)} \left(u + \frac{\lambda\sqrt{T}}{2\alpha_T}\right) du \\
&\geq \frac{2^{1-f}(\beta_T)^f}{\Gamma(1+f)} e^{\frac{\lambda^2 T}{4\alpha_T}} \int_{1-\frac{\lambda\sqrt{T}}{2\alpha_T}}^{+\infty} e^{-\alpha_T u^2} \left(2 \max\left\{u, \frac{\lambda\sqrt{T}}{2\alpha_T}\right\}\right)^{2(\gamma+g-1)} du \\
&\geq \frac{2^{1-f}(\beta_T)^f}{\Gamma(1+f)} e^{\frac{\lambda^2 T}{4\alpha_T}} \left(\left(\frac{2\lambda\sqrt{T}}{2\alpha_T}\right)^{2(\gamma+g-1)} \int_{1-\frac{\lambda\sqrt{T}}{2\alpha_T}}^{\frac{\lambda\sqrt{T}}{2\alpha_T}} e^{-\alpha_T u^2} du + \int_{\frac{\lambda\sqrt{T}}{2\alpha_T}}^{+\infty} e^{-\alpha_T u^2} (2u)^{2(\gamma+g-1)} du \right) \\
&\geq \frac{2^{1-f}(\beta_T)^f}{\Gamma(1+f)} e^{\frac{\lambda^2 T}{4\alpha_T}} \left(\frac{\lambda\sqrt{T}}{\alpha_T}\right)^{2(\gamma+g-1)} \int_{1-\frac{\lambda\sqrt{T}}{2\alpha_T}}^{\frac{\lambda\sqrt{T}}{2\alpha_T}} e^{-\alpha_T u^2} du.
\end{aligned}$$

By dominated convergence, the last integral converges as T tends to infinity to the positive constant $2\sqrt{\frac{\pi}{d-b}}$. For T large enough, this leads to

$$(B.21) \quad K_T \geq 2^{1-f} \sqrt{\frac{\pi}{d-b}} \frac{(\beta_T)^f}{\Gamma(1+f)} \left(\frac{\lambda\sqrt{T}}{\alpha_T}\right)^{2(\gamma+g-1)} e^{\frac{\lambda^2 T}{4\alpha_T}}.$$

• If $\gamma + g - 1 > 0$: over $[1, +\infty[$, we notice that $y^{\gamma+g-1} \geq 1$. Thus

$$(B.22) \quad K_T \geq \frac{2^{-f}(\beta_T)^f}{\Gamma(1+f)} \int_1^{+\infty} e^{\lambda\sqrt{T}\sqrt{y}-\alpha_T y} dy.$$

With the change of variable given by $u = \sqrt{y} - \frac{\lambda\sqrt{T}}{2\alpha_T}$, it becomes

$$\begin{aligned}
K_T &\geq \frac{2^{1-f}(\beta_T)^f}{\Gamma(1+f)} e^{\frac{\lambda^2 T}{4\alpha_T}} \int_{1-\frac{\lambda\sqrt{T}}{2\alpha_T}}^{+\infty} e^{-\alpha_T u^2} \left(u + \frac{\lambda\sqrt{T}}{2\alpha_T}\right) du \\
&\geq \frac{2^{1-f}(\beta_T)^f}{\Gamma(1+f)} e^{\frac{\lambda^2 T}{4\alpha_T}} \left(\int_{1-\frac{\lambda\sqrt{T}}{2\alpha_T}}^{+\infty} e^{-\alpha_T u^2} u du + \frac{\lambda\sqrt{T}}{2\alpha_T} \int_{1-\frac{\lambda\sqrt{T}}{2\alpha_T}}^{+\infty} e^{-\alpha_T u^2} du \right)
\end{aligned}$$

By dominated convergence, the first integral in the last expression tends to zero as T goes to infinity and the second integral converges to the positive constant $2\sqrt{\frac{\pi}{d-b}}$. It gives, for T large enough,

$$(B.23) \quad K_T \geq \sqrt{\frac{\pi}{d-b}} \frac{2^{1-f}(\beta_T)^f}{\Gamma(1+f)} \frac{\lambda\sqrt{T}}{2\alpha_T} e^{\frac{\lambda^2 T}{4\alpha_T}}.$$

Moreover, we establish the upper bound with formula 3.462(1) of [7] as in the previous proof.

$$\begin{aligned}
K_T &\leq \frac{(\beta_T)^f}{2^f \Gamma(1+f)} \left(2(2\alpha_T)^{-(\gamma+g)} \Gamma(2\gamma+2g) e^{\frac{(\lambda\sqrt{T}+\beta_T)^2}{8\alpha_T}} D_{-2(\gamma+g)} \left(\frac{-\beta_T-\lambda\sqrt{T}}{\sqrt{2\alpha_T}}\right) \right. \\
&\quad \left. - \int_0^1 e^{\beta_T\sqrt{y}+\lambda\sqrt{T}y-\alpha_T y} y^{\gamma+g-1} dy \right) \\
&\leq 2^{1-f} (\beta_T)^f (2\alpha_T)^{-(\gamma+g)} \frac{\Gamma(2\gamma+2g)}{\Gamma(1+f)} e^{\frac{(\lambda\sqrt{T}+\beta_T)^2}{8\alpha_T}} D_{-2(\gamma+g)} \left(\frac{-\beta_T-\lambda\sqrt{T}}{\sqrt{2\alpha_T}}\right).
\end{aligned}$$

But $-\beta_T - \lambda\sqrt{T} < 0$ so, by formula 9.246(2) in [7]

$$D_{-2(\gamma+g)}\left(\frac{-\beta_T - \lambda\sqrt{T}}{\sqrt{2\alpha_T}}\right) \sim \frac{\sqrt{2\pi}}{\Gamma(2\gamma+2g)} \left(\frac{\beta_T + \lambda\sqrt{T}}{\sqrt{2\alpha_T}}\right)^{2\gamma+2g-1} e^{\frac{(\lambda\sqrt{T}+\beta_T)^2}{8\alpha_T}}.$$

This gives, for T large enough,

$$(B.24) \quad K_T \leq \frac{2^{2-f}\sqrt{2\pi}(\beta_T)^f}{\Gamma(1+f)} \left(\beta_T + \lambda\sqrt{T}\right)^{2\gamma+2g-1} e^{\frac{(\lambda\sqrt{T}+\beta_T)^2}{4\alpha_T}}.$$

This easily leads to the announced result.

APPENDIX C: PROOF OF LEMMA 5.1

We call L the pointwise limit of the cumulant generating function of the triplet $(X_T/T, S_T, \Sigma_T)$. We notice that $L(\lambda, \mu, \nu) = \Lambda(\lambda, \mu, \nu, 0)$ where Λ is given by Lemma 4.1. We easily deduce from Remark 4.1 that the function L is steep. We apply the Gärtner-Ellis theorem: the rate function is given by the Fenchel-Legendre transform of L on its effective domain.

$$(C.1) \quad I(x, y, z) = \sup_{\lambda \in \mathbb{R}, \mu < \frac{b^2}{8}, \nu < \frac{(a-2)^2}{8}} \{x\lambda + y\mu + z\nu - L(\lambda, \mu, \nu)\}.$$

For y and z we recognize the exact same term than in Theorem 3.2. So with the same argument, we show that

$$(C.2) \quad \text{for } y \leq 0, z \leq 0 \text{ or } yz - 1 \leq 0, \quad I(x, y, z) = +\infty.$$

Besides, if $x < 0$ then for λ tending to $-\infty$, $\lambda x \rightarrow +\infty$ and $I(x, y, z) = +\infty$ because Λ does not depend on λ for $\lambda < 0$. Moreover, for $x > 0$, the term on λ is always negative for λ negative and sometimes positive if λ is positive. So the supremum is necessarily reached for $\lambda > 0$. We finally have to calculate:

$$(C.3) \quad I(x, y, z) = \sup_{\lambda > 0, \mu < \frac{b^2}{8}, \nu < \frac{(a-2)^2}{8}} \{x\lambda + y\mu + z\nu - \Lambda(\lambda, \mu, \nu)\}$$

with $x \geq 0, y > 0, z > 0$ and $yz - 1 > 0$. We do exactly as in Appendix A, we are looking for critical points and the calculations are very similar. We find: $\lambda_0 = \frac{x}{2}(\frac{z(x^2+2)}{yz-1} - b)$, $\mu_0 = \frac{1}{8}\left(b^2 - \frac{z^2(x^2+2)^2}{(yz-1)^2}\right)$ and $\nu_0 = \frac{1}{8}\left((a-2)^2 - \frac{(x^2+2)^2}{(yz-1)^2}\right)$, which leads easily to I . \square

APPENDIX D: PROOF OF LEMMA 5.2

The pointwise limit of the cumulant generating function of the considered triplet is easily given by $\Lambda(0, \mu, \nu, \gamma)$ where Λ is defined in Lemma 4.1:

$$(D.1) \quad \Lambda(0, \mu, \nu, \gamma) = \begin{cases} -\frac{d}{2}(1+f) - \frac{ab}{4} + \frac{\gamma^2}{2f+a+2} & \text{if } \gamma < 0 \\ -\frac{d}{2}(1+f) - \frac{ab}{4} & \text{else.} \end{cases}$$

We recall that $d = \sqrt{b^2 - 8\mu}$ and $f = \frac{1}{2}\sqrt{(a-2)^2 - 8\nu}$. Using the Gärtner-Ellis theorem, we have

$$(D.2) \quad \tilde{I}(y, z, t) = \sup_{\gamma \in \mathbb{R}, \mu < \frac{b^2}{8}, \nu < \frac{(a-2)^2}{8}} \{y\mu + z\nu + t\gamma - \Lambda(0, \mu, \nu, \gamma)\}.$$

With the same argument than for the other couple of simplified estimators, we show that $\tilde{I}(y, z, t) = +\infty$ for $y < 0$, $z < 0$ or $yz - 1 < 0$. We also notice that for $t > 0$ the expression inside the supremum tends to infinity as γ goes to infinity. So $\tilde{I}(y, z, t) = +\infty$ for $t > 0$. Besides, for $t \leq 0$, the part involving γ is always negative for $\gamma \geq 0$ and sometimes positive for $\gamma < 0$. It implies that the supremum is necessarily reached for $\gamma < 0$. Replacing μ and ν by their expression on d and f , we obtain, for $y > 0$, $z > 0$, $yz - 1 > 0$ and $t \leq 0$,

$$\tilde{I}(y, z, t) = \sup_{\gamma < 0, d > 0, f > 0} \left\{ y \frac{b^2 - d^2}{8} + z \frac{(a-2)^2 - 4f^2}{8} + t\gamma + \frac{ab}{4} + \frac{d}{2}(1+f) - \frac{\gamma^2}{2f+a+2} \right\}.$$

We investigate critical points. We obtain

$$(D.3) \quad f_0 = \frac{yt^2 + 2}{2(yz - 1)}, \quad d_0 = \frac{t^2 + 2z}{yz - 1} \quad \text{and} \quad \gamma_0 = \frac{yt(t^2 + 2z)}{2(yz - 1)} + \frac{at}{2}.$$

Replacing it into the expression of \tilde{I} , we easily get the announced result. \square

APPENDIX E: PROOFS OF ASYMPTOTIC NORMALITY RESULTS FOR THE TWO COUPLES OF SIMPLIFIED ESTIMATORS

The key to obtain those results is Slutsky's lemma. Indeed, we have

$$(E.1) \quad \sqrt{T} \begin{pmatrix} \tilde{a}_T - a \\ \tilde{b}_T - b \end{pmatrix} = \sqrt{T} \begin{pmatrix} \hat{a}_T - a \\ \hat{b}_T - b \end{pmatrix} + \sqrt{T} \begin{pmatrix} -\frac{S_T L_T}{V_T} \\ \frac{L_T}{V_T} \end{pmatrix}$$

where

$$\sqrt{T} \begin{pmatrix} \hat{a}_T - a \\ \hat{b}_T - b \end{pmatrix} \xrightarrow{\mathcal{L}} \mathcal{N}(0, 4C^{-1}) \quad \text{with} \quad C = \begin{pmatrix} \frac{-b}{a-2} & -1 \\ -1 & -\frac{a}{b} \end{pmatrix},$$

and we show that the right-hand side of (E.1) converges to zero in probability. Namely, it is well known (see for instance Lemma 3 of [12]) that S_T converges almost surely to $-\frac{a}{b}$ and V_T to $\frac{2}{a-2}$. And for all $\varepsilon > 0$, we have

$$\begin{aligned} \mathbb{P} \left(\left| \frac{\log X_T}{\sqrt{T}} \right| \geq \varepsilon \right) &= \mathbb{P} (|\log X_T| \geq \sqrt{T}\varepsilon) \\ &\leq \mathbb{P} (\log X_T \geq \sqrt{T}\varepsilon) + \mathbb{P} (-\log X_T \geq \sqrt{T}\varepsilon) \\ &\leq \mathbb{E} (X_T) e^{-\sqrt{T}\varepsilon} + \mathbb{E} (X_T^{-1}) e^{-\sqrt{T}\varepsilon} \\ &\xrightarrow{T \rightarrow +\infty} 0 \end{aligned}$$

because $\mathbb{E}(X_T)$ converges almost surely to $\mathbb{E}(X_\infty) = -\frac{a}{b}$ (see [12] Lemma 3) and, as the parameter a is supposed greater than 2, we obtain from Proposition 3 in [1] that

$$\mathbb{E}(X_T^{-1}) \rightarrow -\frac{b}{2} \frac{\Gamma(a/2 - 1)}{\Gamma(a/2)} = \mathbb{E}(X_\infty^{-1}).$$

This gives the announced convergence in probability to zero. Thus, with Slutsky's lemma, the simplified estimators $(\tilde{a}_T, \tilde{b}_T)$ satisfy the same asymptotic normality result than the MLE.

Similarly, for the second couple of simplified estimators, we have

$$(E.2) \quad \sqrt{T} \begin{pmatrix} \check{a}_T - a \\ \check{b}_T - b \end{pmatrix} = \sqrt{T} \begin{pmatrix} \hat{a}_T - a \\ \hat{b}_T - b \end{pmatrix} + \sqrt{T} \begin{pmatrix} \frac{X_T}{TV_T} \\ -\frac{X_T \Sigma_T}{TV_T} \end{pmatrix}.$$

As Σ_T converges almost surely to $-\frac{b}{a-2}$ and V_T to $\frac{2}{a-2}$, we only have to show that X_T/\sqrt{T} converges to zero in probability. For all $\epsilon > 0$,

$$\mathbb{P} \left(\left| \frac{X_T}{\sqrt{T}} \right| \geq \epsilon \right) = \mathbb{P} \left(X_T \geq \sqrt{T} \epsilon \right) \leq \frac{\mathbb{E}(X_T)}{-\sqrt{T} \epsilon} \xrightarrow{T \rightarrow +\infty} 0$$

with the same argument than before. Thus $(\check{a}_T, \check{b}_T)$ also satisfies the same asymptotic normality result. □

REFERENCES

- [1] BEN ALAYA, M., AND KEBAIER, A. Asymptotic Behavior of The Maximum Likelihood Estimator For Ergodic and Nonergodic Square-Root Diffusions. Nov. 2011.
- [2] BEN ALAYA, M., AND KEBAIER, A. Parameter estimation for the square-root diffusions: ergodic and nonergodic cases. *Stoch. Models* 28, 4 (2012), 609–634.
- [3] CRADDOCK, M., AND LENNOX, K. A. The calculation of expectations for classes of diffusion processes by Lie symmetry methods. *Ann. Appl. Probab.* 19, 1 (2009), 127–157.
- [4] DEMBO, A., AND ZEITOUNI, O. *Large deviations techniques and applications*, second ed., vol. 38 of *Applications of Mathematics (New York)*. Springer-Verlag, New York, 1998.
- [5] FOURNIÉ, E., AND TALAY, D. Application de la statistique des diffusions à un modèle de taux d'intérêt. *Finance* 12 (1991), 79–111.
- [6] GAO, F., AND JIANG, H. Moderate deviations for squared Ornstein-Uhlenbeck process. *Statist. Probab. Lett.* 79, 11 (2009), 1378–1386.
- [7] GRADSHTEYN, I. S., AND RYZHIK, I. M. *Table of integrals, series, and products*. Academic Press [Harcourt Brace Jovanovich Publishers], New York, 1980.
- [8] KUTOYANTS, Y. A. *Statistical inference for ergodic diffusion processes*. Springer Series in Statistics. Springer-Verlag London Ltd., London, 2004.
- [9] LAMBERTON, D., AND LAPEYRE, B. *Introduction au calcul stochastique appliqué à la finance*, second ed. Ellipses Édition Marketing, Paris, 1997.
- [10] LEBEDEV, N. N. *Special functions and their applications*. Dover Publications Inc., New York, 1972. Revised edition, translated from the Russian and edited by Richard A. Silverman, Unabridged and corrected republication.
- [11] LUKE, Y. L. Inequalities for generalized hypergeometric functions. *J. Approximation Theory* 5 (1972), 41–65. Collection of articles dedicated to J. L. Walsh on his 75th birthday, I.
- [12] OVERBECK, L. Estimation for continuous branching processes. *Scand. J. Statist.* 25, 1 (1998), 111–126.
- [13] ZANI, M. Large deviations for squared radial ornsteinuhlenbeck processes. *Stochastic Processes and their Applications* 102, 1 (2002), 25 – 42.

E-mail address: Marie.Duoydechaumaray@math.u-bordeaux1.fr

UNIVERSITÉ BORDEAUX 1, INSTITUT DE MATHÉMATIQUES DE BORDEAUX, UMR 5251, 351
COURS DE LA LIBÉRATION, 33405 TALENCE CEDEX, FRANCE.