

Flowing holographic anyonic superfluid

Niko Jokela,^{1,2,3*} Gilad Lifschytz,^{4†} and Matthew Lippert^{5‡}

¹*Department of Physics and* ²*Helsinki Institute of Physics*
P.O.Box 64
FIN-00014 University of Helsinki, Finland

³*Departamento de Física de Partículas*
Universidade de Santiago de Compostela
and
Instituto Galego de Física de Altas Enerxías (IGFAE)
E-15782 Santiago de Compostela, Spain

⁴*Department of Mathematics and Physics*
University of Haifa at Oranim, Kiryat Tivon 36006, Israel

⁵*Institute for Theoretical Physics*
University of Amsterdam
1090GL Amsterdam, Netherlands

Abstract

We investigate the flow of a strongly coupled anyonic superfluid based on the holographic D3-D7' probe brane model. By analyzing the spectrum of fluctuations, we find the critical superfluid velocity, as a function of the temperature, at which the flow stops being dissipationless when flowing past a barrier. We find that at a larger velocity the flow becomes unstable even in the absence of a barrier.

*niko.jokela@helsinki.fi

†giladl@research.haifa.ac.il

‡M.S.Lippert@uva.nl

Contents

1	Introduction	2
2	The model	4
2.1	Action and equations of motion	5
2.2	Minkowski embeddings	8
2.3	Rescaled variables	8
3	Flowing superfluid	9
3.1	$SL(2, \mathbb{Z})$ transformations	9
3.2	Superflowing solutions	12
4	Fluctuations	14
4.1	Set up	15
4.2	Alternative boundary conditions	15
4.3	Phonon dispersion	17
5	Discussion	21

1 Introduction

Recently, a holographic description of anyon superfluidity was presented in [1]. The model was based on the D3-D7' system [2] with a constant magnetic field and charge density in a fractional quantum Hall phase. By an appropriate $SL(2, \mathbb{Z})$ action changing the quantization of the bulk gauge field, this quantum Hall state was transformed into a gapless, anyonic superfluid. In this note, we explore the physics of this anyonic superfluid with a nonzero superfluid velocity v_f .

In a static superfluid, $v_f = 0$, the lowest lying excitation is a gapless phonon mode with linear dispersion $\omega = v_s k$. For a flowing superfluid at zero temperature, as long as its relative velocity with respect to some barrier or any other object is less than the

speed of sound v_s , the fluid can not exchange energy and momentum with the object; this is the reason the flow is dissipationless. Above such a critical velocity, energy and momentum can be exchanged, and the flow is no longer without dissipation.¹

This critical velocity can be understood by looking at the excitation spectrum of the flowing superfluid. At zero temperature, a moving superfluid can be obtained simply by a Lorentz boost of a static superfluid. The excitation spectrum of the flowing superfluid is likewise just the Lorentz transform of the zero-velocity spectrum. As the superfluid flows faster, the velocity of phonons in the opposite direction decreases. When $v_f > v_s$, antiparallel phonons have negative energy at small momentum, signaling that the energy of the superfluid can be lowered by exciting them. If there are objects, such as impurities or the walls of the capillary, that can excite these modes, then the flow stops being dissipationless. This criterion for superfluid stability is called the Landau criterion [3].

At nonzero temperature, Lorentz symmetry is broken, and so the fluctuation spectra must actually be computed. There is still a critical superfluid velocity v_{crit} above which the gapless phonons develop a negative dispersion and dissipation can occur. However, in general, this is less than the speed of sound; *i.e.* $v_{crit} < v_s$.

In the holographic model we have an infinite, homogeneous superfluid without any barriers or impurities, but we can still compute the critical velocity by a fluctuation analysis. It turns out that there are three important velocity thresholds for the superfluid. First, there is the Landau critical velocity v_{crit} , which is the velocity of the superfluid above which the energy of the backward directed phonons becomes negative. This would signal an instability towards dissipative flow if there were an object which could excite these modes. However, we also find another, larger velocity above which the phonon dispersion acquires a positive imaginary part, signaling a spontaneous instability of the flow, even if no object is present. We label this $v_{complex}$. Finally, there is v_{max} , the velocity above which the solution of the equations of motion ceases to exist. Interestingly, we find that at zero temperature v_{max} is universal and equal to the speed of light, irrespective of the mass of the ambient fermions. We compute these velocities as functions of the temperature and comment on their physical meanings.

A similar analysis for a conventional holographic superfluid was performed in [4], where it was found that, when the velocity of the phonons became negative, these modes also became tachyonic. In contrast, we find $v_{crit} < v_{complex}$. In addition, while the model of [4] could only be analyzed at relatively high temperature, the

¹The gapless phonon is necessarily the lowest mode at small k . However, at larger k , other modes, such as rotons or vortices, can have smaller energy, in which case the critical superfluid velocity is given by the minimum of ω/k .

special nature of our probe brane model allows trustworthy analysis all the way to zero temperature.

This paper is organized as follows. We begin in Sec. 2 by briefly reviewing the D3-D7' model, the proxy of a fractional quantum Hall state, at nonzero background magnetic field and charge density, and in the presence of an electric field. In Sec. 3, we perform the $SL(2, \mathbb{Z})$ transformation to map the system to an anyon superfluid phase with zero effective electric and magnetic fields but possessing a nonvanishing current. We present an analysis of the fluctuations of the flowing superfluid in Sec. 4 and discuss the physical meaning of the result. And finally, we summarize our results and discuss open questions in Sec. 5.

2 The model

The D3-D7' model is constructed by embedding a probe D7-brane in the background generated by a stack of N D3-branes in such a way that the intersection is (2+1)-dimensional [5] (see also [6]). As described in [2], this system is a model for the fractional quantum Hall effect. For a specific ratio of the charge density to magnetic field and low enough temperature, the D7-brane smoothly ends outside the horizon at some r_0 . This Minkowski embedding holographically corresponds to a quantum Hall state.

Minkowski embeddings ordinarily have a gap for charged fluctuations. In the bulk, charges are sourced by open strings stretching from the horizon to the tip of the brane; the charge gap is given by the masses of these strings, which is proportional to r_0 . In [7] it was shown that this embedding also has a gap for neutral excitations.

However, we showed in [1] that the D3-D7' model can be generalized by considering alternative quantizations of the D7-brane gauge field, and for one particular choice, the neutral gap closes, giving a superfluid. The change of the gauge field boundary conditions is implemented by an $SL(2, \mathbb{Z})$ electromagnetic transformation. On the boundary, this $SL(2, \mathbb{Z})$ action maps from one CFT to another, mixing the charged current and the magnetic field and changing the statistics of the particles.

Here, we aim to study the flowing anyon superfluid. We will start with a quantum Hall state in a background electric field. Under the $SL(2, \mathbb{Z})$ transformation, this electric field will map to a current.

2.1 Action and equations of motion

The metric of the thermal D3-brane background reads:

$$L^{-2} ds_{10}^2 = r^2 (-h(r) dt^2 + dx^2 + dy^2 + dz^2) + \frac{1}{r^2} \left(\frac{dr^2}{h(r)} + r^2 d\Omega_5^2 \right), \quad (1)$$

where the blackening factor $h = 1 - \left(\frac{r_T}{r}\right)^4$ corresponds to a temperature $T = r_T/(\pi L)$ and the radius of curvature is related to the 't Hooft coupling: $L^2 = \sqrt{4\pi g_s N} \alpha' = \sqrt{\lambda} \alpha'$. We write the metric on the internal sphere as:

$$d\Omega_5^2 = d\psi^2 + \cos^2 \psi (d\theta^2 + \sin^2 \theta d\phi^2) + \sin^2 \psi (d\alpha^2 + \sin^2 \alpha d\beta^2), \quad (2)$$

with the ranges for angles: $\psi \in [0, \pi/2]$; $\theta, \alpha \in [0, \pi]$; and $\phi, \beta \in [0, 2\pi]$. The Ramond-Ramond four-form potential is $C_{txyz}^{(4)} = -L^4 r^4$.

We embed a flavor D7-brane probe such that it spans t, x, y , and r , wraps both of the S^2 's, and will therefore have a profile $\psi = \psi(r)$ and $z = z(r)$. Such an embedding is inherently non-supersymmetric. Indeed, in the decoupling limit, this is signaled by the presence of a tachyon in the open string spectrum. However, the mass of the tachyon can be lifted above the Breitenlohner-Freedman bound by turning on a sufficiently large magnetic flux on the internal manifold of the D7-brane worldvolume [2, 8], thus rendering the model perturbatively stable. The same mechanism has also been applied in the T-dual system to stabilize a probe D8-brane in the D2-background [9], where only an infinitesimally small internal flux is required.² We therefore introduce worldvolume flux on one of the internal spheres:

$$F_{\alpha\beta} = \frac{L^2}{2\pi\alpha'} \frac{f}{2} \sin \alpha. \quad (3)$$

We are concerned here only with Minkowski embeddings, and so we will not turn any flux on the other two-sphere. This also implies the embedding function z will be constant.

In order to construct a quantum Hall state with a background magnetic field, electric field, and charge density, we turn on the following additional components of the worldvolume gauge field:

$$F_{xy} = B = \frac{L^2}{2\pi\alpha'} b \quad (4)$$

$$F_{tx} = E_x = \frac{L^2}{2\pi\alpha'} e \quad (5)$$

$$F_{rt} = \frac{L^2}{2\pi\alpha'} a'_t, \quad (6)$$

²In modern language, this configuration can be thought of as D6-branes blown up due to the Myers effect [10].

where the prime represents derivation with respect to r . Furthermore, the electric field will generate a current, so we also include

$$F_{rx} = \frac{L^2}{2\pi\alpha'} a'_x \quad (7)$$

$$F_{ry} = \frac{L^2}{2\pi\alpha'} a'_y . \quad (8)$$

We expect that there will be a Hall current in the y -direction dual to a'_y . But, because the quantum Hall state has vanishing longitudinal conductivity [2], there will not be a current in the x -direction and we will indeed find

$$a'_x = 0 . \quad (9)$$

In these coordinates, the action of the D7-brane, which consists of a Dirac-Born-Infeld term and a Chern-Simons term, reads [1]:

$$S = -\mathcal{N} \int dr \left(r^2 \cos^2 \psi \sqrt{f^2 + 4 \sin^4 \psi \sqrt{Y}} - c(r) (ba'_t + ea'_y) \right) , \quad (10)$$

where $\mathcal{N} = 8\pi^2 T_7 V_3 L^5$, V_3 is the volume of spacetime, and

$$\begin{aligned} Y = & \left(1 + \frac{b^2}{r^4} - \frac{e^2}{hr^4} \right) (1 + hr^2 \psi'^2) \\ & - \left(1 + \frac{b^2}{r^4} \right) a_t'^2 + \left(1 - \frac{e^2}{hr^4} \right) ha_y'^2 - \frac{2eb}{r^4} a_t' a_y' . \end{aligned} \quad (11)$$

The function $c(r)$, essentially representing the axion, is the pullback of the RR four-form potential onto the worldvolume and is given by

$$c(r) = \psi + \frac{1}{4} \sin 4\psi - \psi_\infty + \frac{1}{4} \sin 4\psi_\infty , \quad (12)$$

where the asymptotic embedding angle $\psi_\infty = \lim_{r \rightarrow \infty} \psi(r)$ is related to the internal flux:

$$f^2 = 4 \sin^2 \psi_\infty - 8 \sin^4 \psi_\infty . \quad (13)$$

In addition a boundary term at the tip of the D7 brane has to be added. This can be seen from either requiring gauge invariance under shifts of the RR four-form potential [2] or by consistency of the variation principle. In our case, this boundary term takes the form

$$S_{boundary} = -\mathcal{N} c(r_0) (ba_t(r_0) + ea_y(r_0)) , \quad (14)$$

where r_0 is the smallest r of the D7-brane embedding. In the action (10), a_t and a_y are cyclic variables; the associated conserved quantities are the charge density $d \equiv j_t$

and Hall current j_y .³ The radial displacement field is $\tilde{d}(r) = d - 2c(r)b$. While d gives the total charge density on the boundary, $\tilde{d}(r)$ measures how much of that charge is due to sources in the bulk located at radial positions below r . Similarly, j_y is the total Hall current, and $\tilde{j}_y(r) = j_y - 2c(r)e$ is the current due sources below r .

With an eye toward the fluctuation analysis, we will consider Cartesian-like coordinates (R, ρ) instead of the polar coordinates (r, ψ) :

$$\rho = r \sin \psi \quad (15)$$

$$R = r \cos \psi . \quad (16)$$

The embedding is now described by $\rho = \rho(R)$, where R is the new worldvolume coordinate. We will still write r explicitly in the equations to follow, but it should be read as $r = \sqrt{\rho(R)^2 + R^2}$. Until now prime has denoted derivative with respect to r ; from now on, it will instead indicate a derivative with respect to R .

Performing an appropriate Legendre transformation to eliminate the cyclic variables, we obtain the following action (including the appropriately mapped boundary term) for the embedding field $\rho(R)$:

$$S = -\mathcal{N} \int \frac{dR}{hr} \sqrt{(\rho\rho' + R)^2 + h(R\rho' - \rho)^2} \sqrt{X} , \quad (17)$$

where

$$X = h \left(1 + \frac{b^2}{r^4} - \frac{e^2}{hr^4} \right) \left(4hR^4 \left(f^2 + 4\frac{\rho^4}{r^4} \right) + h\tilde{d}(R)^2 - \tilde{j}_y(R)^2 \right) - \frac{(hb\tilde{d}(R) - e\tilde{j}_y(R))^2}{r^4} . \quad (18)$$

The solutions for the gauge fields are:

$$a'_t = \left(h\tilde{d} \left(1 - \frac{e^2}{hr^4} \right) + \frac{eb\tilde{j}_y}{r^4} \right) \sqrt{\frac{(\rho\rho' + R)^2 + h(R\rho' - \rho)^2}{r^2 X}} \quad (19)$$

$$a'_y = \left(\frac{e\tilde{d}b}{r^4} - \left(1 + \frac{b^2}{r^4} \right) \tilde{j}_y \right) \sqrt{\frac{(\rho\rho' + R)^2 + h(R\rho' - \rho)^2}{r^2 X}} . \quad (20)$$

We obtain a complete solution by first numerically solving the equation of motion for $\rho(R)$ derived from (17) and then using this to numerically integrate (19) and (20).

The mass⁴ of the fermions is extracted from the leading UV behavior of the embedding:

$$m = r^{-\Delta_+} \sin \left(\arctan \left(\frac{\rho}{R} \right) - \psi_\infty \right) , \quad (21)$$

³The physical charge density and currents, defined by the variation of the on-shell action with respect to the boundary values of A_t and A_i , are $D = J_t = \frac{2\pi\alpha'\mathcal{N}}{\sqrt{3}}d$ and $J_i = \frac{2\pi\alpha'\mathcal{N}}{\sqrt{3}}j_i$.

⁴Here, m is related to the physical mass by $M = 2\pi\alpha'm$.

where the corresponding operator dimensions are

$$\Delta_{\pm} = -\frac{3}{2} \pm \frac{1}{2} \sqrt{73 - \frac{48}{\cos^2 \psi_{\infty}}} . \quad (22)$$

In this paper, we fix $f = \frac{2}{3}$, which yields $\psi_{\infty} = \frac{1}{2} \arccos(\frac{1}{3})$. This choice leads to zero anomalous mass dimension for the fermions; this is, $\Delta_{+} = -1$. We do not expect to find qualitatively different results for different values of f .

2.2 Minkowski embeddings

Probe brane embeddings can be classified into two categories. Generically, probe branes cross the horizon; these are black hole embeddings. They are interesting in myriad ways [11–13]. However, in special cases, probe branes can end smoothly at some r_0 above the horizon as one of the wrapped S^2 's shrinks to zero size, yielding Minkowski (MN) embeddings, which are what we focus on here.

There are constraints coming from the requirement that the embeddings are of MN type. Essentially, we are demanding that there are no sources at the tip of the D7-brane. Due to the effects of the Chern-Simons term, this does not mean that we need to require the charge density to vanish. Rather, via a mechanism revealed in [2], we require that the charge density be locked with the magnetic field in such a way that the radial displacement field is forced to vanish at the tip: $\tilde{d}(R=0) = 0$. A similar argument holds for the currents: $j_x = \tilde{j}_y(R=0) = 0$. These conditions yield:

$$\frac{d}{b} = 2c(R=0) = \pi - 2\psi_{\infty} + \frac{1}{2} \sin 4\psi_{\infty} \equiv \frac{\pi\nu}{N} \quad (23)$$

$$j_y = \frac{d}{b} e , \quad (24)$$

of which the former dictates the filling fraction ν , which ultimately follows from the amount of flux f we turned on. As expected, the only nonzero current is the Hall current, and the conductivities are precisely those of a quantum Hall state [2]:

$$\sigma_{xx} = 0 \quad (25)$$

$$\sigma_{xy} = \frac{\nu}{2\pi} . \quad (26)$$

2.3 Rescaled variables

We have the freedom to scale out some parameters. Since the system is pretty robust against temperature variations, it is better to scale out the magnetic field as follows:

$$R = \sqrt{b}\tilde{R} , \quad \rho = \sqrt{b}\tilde{\rho} , \quad r = \sqrt{b}\tilde{r} , \quad a_{\mu} = \sqrt{b}\tilde{a}_{\mu} . \quad (27)$$

In terms of the rescaled variables, the action (17) has the same form, but with tildes added to all quantities and with the overall normalization:

$$\tilde{\mathcal{N}} = \mathcal{N}b^{3/2} . \quad (28)$$

We are then left with four independent parameters; these are the reduced temperature, the electric field, and the mass of the fermions:

$$\tilde{r}_T = \frac{r_T}{\sqrt{b}} \quad (29)$$

$$\tilde{e} = \frac{e}{b} \quad (30)$$

$$\tilde{m} = b^{\Delta_+/2} m , \quad (31)$$

along with the internal flux f . As was mentioned in Sec. 2.1, different values of f yield qualitatively similar results, and we will therefore fix $f = \frac{2}{3}$. Moreover, it turns out that different \tilde{m} do not induce qualitative changes either; we therefore fix $\tilde{m} = -8$ in what follows. In practice, we thus have a two-dimensional parameter space (\tilde{r}_T, \tilde{e}) to explore.

3 Flowing superfluid

3.1 $SL(2, \mathbb{Z})$ transformations

For any CFT in 2+1 dimensions with a conserved $U(1)$ charge, there are two natural operations which can transform it into another CFT: adding a Chern-Simons term for an external vector field and making an external vector field dynamical. Together, these operations generate an $SL(2, \mathbb{Z})$ action transforming one CFT into another [14, 15]. Holographically, this mapping corresponds to changing the boundary conditions of the bulk gauge field and thereby imposing alternative quantization.

In [1], we described the D3-D7' model with alternative quantization of the bulk gauge field. Standard quantization corresponds to Dirichlet boundary conditions for the gauge field A^μ . The variation of the renormalized on-shell action is just a boundary term:

$$\delta S_D = \int_{boundary} J_\mu \delta A^\mu , \quad (32)$$

where $J_\mu = \frac{\delta S_D}{\delta A^\mu}$ is the conserved $U(1)$ current in the CFT. This implies that A^μ must be kept fixed at the boundary; that is, $\delta A^\mu = 0$. To implement mixed boundary conditions, we can add a general boundary term to the action. Defining, up to gauge

transformations, a vector V^μ such that

$$J_\mu = \frac{1}{2\pi} \epsilon_{\mu\rho\nu} \partial^\rho V^\nu , \quad (33)$$

the most general boundary term we can add takes the form

$$S_{gen} = S_D + \frac{1}{2\pi} \int_{boundary} [a_1 \epsilon_{\mu\rho\nu} A^\mu \partial^\rho V^\nu + a_2 \epsilon_{\mu\rho\nu} A^\mu \partial^\rho A^\nu + a_3 \epsilon_{\mu\rho\nu} V^\mu \partial^\rho V^\nu] \quad (34)$$

for arbitrary a_1 , a_2 , and a_3 . The variation of the on-shell action can be written as

$$\delta S_{gen} = \int_{boundary} (a_s J_\mu + b_s \mathcal{B}_\mu) (c_s \delta V^\mu + d_s \delta A^\mu) , \quad (35)$$

where

$$\mathcal{B}_\mu = \frac{1}{2\pi} \epsilon_{\mu\rho\nu} \partial^\rho A^\nu , \quad (36)$$

and where

$$a_s d_s = 1 + a_1, \quad b_s c_s = a_1, \quad b_s d_s = 2a_2, \quad a_s c_s = 2a_3 . \quad (37)$$

Note that (37) implies that $a_s d_s - b_s c_s = 1$. The parametrization of (35) makes clear that

$$\begin{pmatrix} a_s & b_s \\ c_s & d_s \end{pmatrix} \in SL(2, \mathbb{R}) , \quad (38)$$

and we recognize this change of boundary conditions as an $SL(2, \mathbb{R})$ transformation mapping the original boundary theory into a new one. The new boundary condition fixes \mathcal{B}_μ^* , and the new conserved current is J_μ^* . These are related to the original variables by an $SL(2, \mathbb{R})$ transformation:

$$\begin{pmatrix} J_\mu^* \\ \mathcal{B}_\mu^* \end{pmatrix} = \begin{pmatrix} a_s & b_s \\ c_s & d_s \end{pmatrix} \begin{pmatrix} J_\mu \\ \mathcal{B}_\mu \end{pmatrix} . \quad (39)$$

Because charges in the bulk theory are quantized, we are, in fact, restricted to transformations in the subgroup $SL(2, \mathbb{Z})$.

An anyonic superfluid state can be obtained by a judicious $SL(2, \mathbb{Z})$ transformation from a quantum Hall state in standard quantization. A quantum Hall state with filling fraction $\nu = \frac{2\pi D}{B}$ and background electric field E_x has a Hall current $J_y = \frac{D}{B} E_x$. A general $SL(2, \mathbb{Z})$ transformation of such a quantum Hall state gives, via (39),

$$\begin{aligned} J_x^* &= 0 & E_y^* &= 0 \\ J_y^* &= a_s J_y - b_s \frac{E_x}{2\pi} & -\frac{E_x^*}{2\pi} &= c_s J_y - d_s \frac{E_x}{2\pi} \\ -D^* &= -a_s D + b_s \frac{B}{2\pi} & \frac{B^*}{2\pi} &= -c_s D + d_s \frac{B}{2\pi} . \end{aligned} \quad (40)$$

To end up with a superfluid, we need a final state with no electric or magnetic field. We therefore choose a transformation with

$$\frac{d_s}{c_s} = \nu = \frac{2\pi D}{B}, \quad (41)$$

which implies $B^* = 0$. Since we started with a quantum Hall state with $J_y = \frac{D}{B}E_x$, this choice implies $E_x^* = 0$, as well. The current and charge density in the new state are

$$J_y^* = \left(a_s \frac{D}{B} - \frac{b_s}{2\pi} \right) E_x \quad (42)$$

$$D^* = \left(a_s \frac{D}{B} - \frac{b_s}{2\pi} \right) B. \quad (43)$$

The new state has a persistent current in the absence of a driving electric field, as would be expected for a superfluid. In [1], we also showed that, in the case with $\tilde{e} = 0$, this $SL(2, \mathbb{Z})$ mapping produced a superfluid with the requisite gapless mode. We will further investigate the dispersion of this mode in Sec. 4.

At nonzero temperature, a superfluid can be described as a mixture of two components, the superfluid and an ordinary fluid of thermally excited phonons. Both components contribute to the current J , and the velocity $v_{ave} = J/D$ gives a weighted average of the superfluid and normal fluid velocities.

At zero temperature, the normal fluid is absent. In this case the superfluid velocity is

$$v_f = \frac{J_y^*}{D^*} = \frac{E_x}{B} = \tilde{e}. \quad (44)$$

The velocity of a conventional superfluid is given by the gradient of the order parameter. In holographic superfluids [17, 18], the superfluid velocity is the dual source for the current J^i and is therefore given by the boundary value of the bulk gauge field A_i . For a superfluid flowing in the y -direction, the velocity is

$$v_f = -\frac{A_y}{A_t} \Big|_{boundary}. \quad (45)$$

Anyonic superfluids are not characterized by a local order parameter. However, it seems natural that the superfluid velocity is still given by (45) with $A_\mu \rightarrow A_\mu^*$, where $A_\mu^* = c_s V_\mu + d_s A_\mu$ is the $SL(2, \mathbb{Z})$ transformed gauge field. In our case we have a nonzero J_y and a nonzero J_t , so we can pick a gauge where $V_y = V_t = 0$. We can also choose a gauge where the electric and magnetic field come from A_x . In this case we can then compute

$$v_f = -\frac{A_y^*}{A_t^*} \Big|_{boundary} = -\frac{a_y}{a_t} \Big|_{boundary}. \quad (46)$$

The boundary values of a_t and a_y can be found by integrating the expressions (19) and (20) for a'_t and a'_y :

$$a_t(\infty) = \int_0^\infty dR h \tilde{d} \sqrt{\frac{(\rho\rho' + R)^2 + h(R\rho' - \rho)^2}{r^2 X}} + a_t(0) \quad (47)$$

$$a_y(\infty) = -\frac{e}{b} \int_0^\infty dR \tilde{d} \sqrt{\frac{(\rho\rho' + R)^2 + h(R\rho' - \rho)^2}{r^2 X}} + a_y(0) , \quad (48)$$

which, for a given embedding $\rho(R)$, can be integrated numerically. One subtlety with expressions (47) and (48) is the IR boundary condition at $R = 0$. For a MN embedding, the value of the gauge field at the tip is not fixed. For example, as was seen in various contexts [2, 9, 19, 20], the charge density in a MN embedding is completely independent of the chemical potential. In order to obtain the correct zero-temperature limit (44), we must choose

$$a_\mu(R = 0) = 0 , \quad (49)$$

which fixes the IR boundary terms in (47) and (48).

Thus the expression (46), using our chosen boundary conditions, reduces at zero temperature to $v_f = \frac{e}{b} = \tilde{e}$, as desired. More generally, from (47) and (48) and the fact that $h \leq 1$, we find that $v_f \geq \tilde{e}$. We can thus parametrize our flowing solutions by v_f or by \tilde{e} .

3.2 Superflowing solutions

To find solutions corresponding to flowing superfluids, we numerically solve the equations for the D7-brane embedding and gauge fields in the presence of worldvolume electric and magnetic fields. We focus here only on MN embeddings, so we need to impose the IR boundary conditions discussed in Sec. 2.2.

Note that, because different quantizations only differ by boundary terms, the bulk equations of motion are independent of the choice of quantization. After an $SL(2, \mathbb{Z})$ transformation, the solutions of the equations of motion are therefore the same, but their physical interpretation is different. In standard quantization, \tilde{e} is a background electric field, while in the alternative quantization appropriate to the anyonic superfluid, it is the average fluid velocity v_{ave} .

For fixed values of \tilde{m} and \tilde{e} , there are, in general, multiple MN solutions with different values of \tilde{r}_0 , as shown in Fig. 1. It was found in [2] that for $\tilde{e} = 0$, the thermodynamically preferred solution⁵ was the one with second-largest \tilde{r}_0 ; in [7] it

⁵For the $SL(2, \mathbb{Z})$ transformed case, there are boundary terms that need to be taken into account, but for all MN embeddings, these extra terms have the same value.

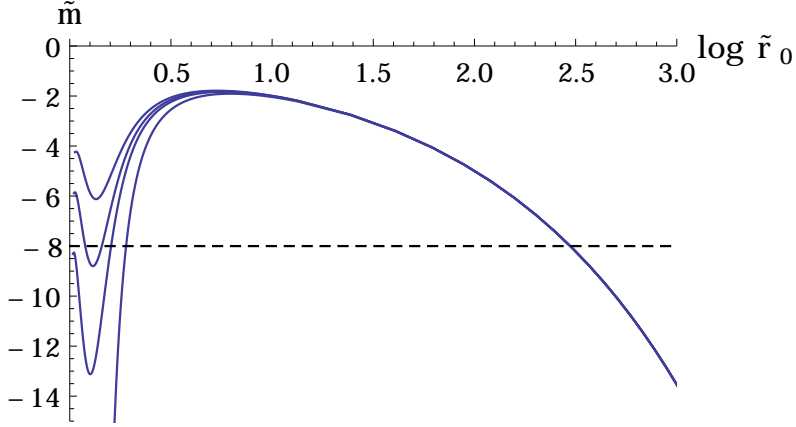


Figure 1: The different mass curves for MN solutions showing the relationship between $\log \tilde{r}_0$ and \tilde{m} , at $\tilde{r}_T = 1$ and (from bottom) $\tilde{\epsilon} = 0, 0.35, 0.4, 0.45$, and 0.6 . The dashed black line at $\tilde{m} = -8$ is to guide the eye; this is the mass we will fix in the following sections. The thermodynamically preferred solution is on the branch with positive slope. Notice that for $\tilde{\epsilon} \gtrsim 0.41$, there are no stable $\tilde{m} = -8$ solutions.

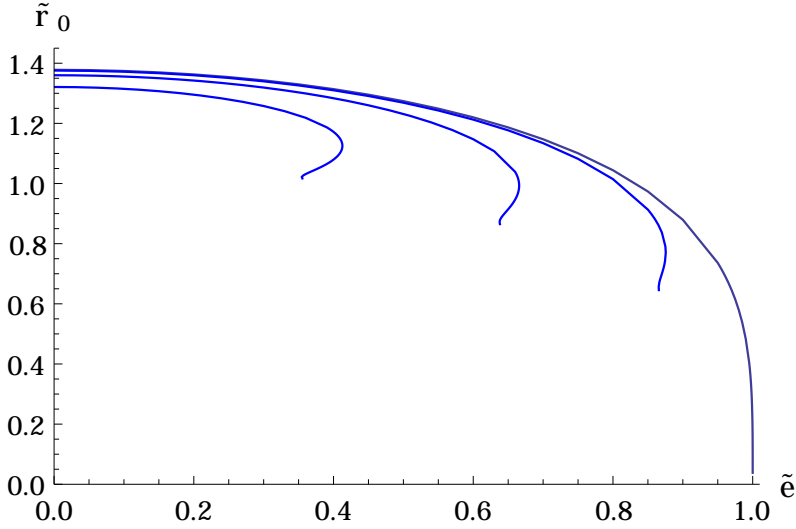


Figure 2: The mass gap $\tilde{r}_0 = \tilde{\rho}_0$ as a function of $\tilde{\epsilon}$ at fixed $\tilde{m} = -8$, for several temperatures: From right to left, the curves correspond to $\tilde{r}_T = 0, 0.5, 0.8$, and 1 . At $\tilde{r}_T = 0$, the gap smoothly closes at $\tilde{\epsilon} = 1$. As the temperature is increased, the maximum $\tilde{\epsilon}$ decreases: $\tilde{\epsilon}_{max} = 0.91, 0.67, 0.41$ for $\tilde{r}_T = 0.5, 0.8, 1$, respectively. Furthermore, for $\tilde{r}_T > 0$, additional solutions appear at $\tilde{\epsilon} \lesssim \tilde{\epsilon}_{max}$, which presumably are not thermodynamically preferred.

was also shown to be perturbatively stable. We believe that this thermodynamic argument holds at $\tilde{\epsilon} > 0$. From Fig. 1, it is evident that for a given choice of \tilde{m} , when $\tilde{\epsilon}$ becomes sufficiently large, there are no solutions (apart from an unstable

branch of solutions for which $\tilde{r}_0 \gtrsim 2$). This can be seen even more clearly in Fig. 2 which shows \tilde{r}_0 as a function of \tilde{e} for a fixed \tilde{m} . For each temperature, there is a maximum \tilde{e} such that there are no relevant MN solutions for $\tilde{e} > \tilde{e}_{max}$. In the standard quantization, \tilde{e}_{max} is the maximum electric field. For the anyonic superfluid, the physical interpretation is that there is a maximum velocity v_{max} beyond which no relevant solutions exist.

For a given MN solution, the superfluid velocity can be computed numerically via (46). We find that, in general, v_f is slightly larger than \tilde{e} . We plot the difference $v_f - \tilde{e}$ for two fixed temperatures in Fig. 3. The difference is largest as \tilde{e} approaches \tilde{e}_{max} .

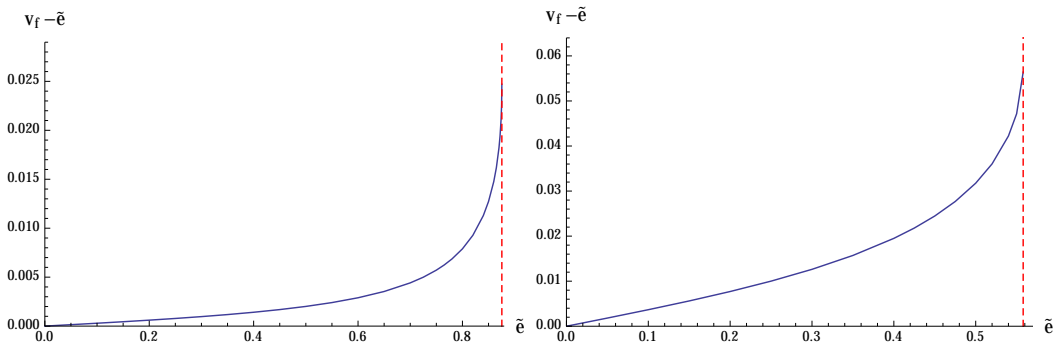


Figure 3: The difference between v_f and \tilde{e} plotted as a function of \tilde{e} at $\tilde{m} = -8$ and at (left) $\tilde{r}_T = 0.5$ and (right) $\tilde{r}_T = 0.9$. The curves terminate at (left) $\tilde{e}_{max} = 0.876$ and (right) $\tilde{e}_{max} = 0.558$, which are indicated by the dashed red lines. Note that, as expected, $v_f \geq \tilde{e}$.

At zero temperature $\tilde{e}_{max} = v_{max} = 1$, which simply means that the superfluid can not flow faster than the speed of light. In this case, as the superfluid velocity increases to v_{max} , the charge mass gap decreases, *i.e.* $\tilde{r}_0 \rightarrow 0$ for all \tilde{m} , as $\tilde{e} = v_f \rightarrow 1$; see Fig. 2. At nonzero temperatures, both $\tilde{e}_{max} < 1$ and $v_{max} < 1$, and both depend on \tilde{m} . In addition, at nonzero temperature the charge mass gap does not close as $\tilde{e} \rightarrow \tilde{e}_{max}$. Instead, another branch of solutions with smaller \tilde{r}_0 appears and merges with the thermodynamically preferred stable solution at $\tilde{e} = \tilde{e}_{max}$.

We will see by analyzing the fluctuation spectrum, however, that the anyonic superfluid becomes unstable before the maximum superfluid velocity is reached.

4 Fluctuations

We now compute the spectrum of collective excitations of the anyon superfluid flowing with velocity v_f . The $SL(2, \mathbb{Z})$ transformation used in Sec. 3.1 to generate the

superfluid state acts in the bulk to change the boundary conditions, and thereby, the quantization of the gauge field. We must, therefore, analyze the fluctuations of all fields around the MN background, imposing alternative boundary conditions on the bulk gauge fields, as previously described in [1].

4.1 Set up

In the case of a nonflowing, isotropic superfluid [1], one could use rotational symmetry in the $x-y$ plane to align the fluctuation with, say, the x -axis. However, the superfluid flowing in the y -direction breaks this symmetry. The excitation frequency will in fact depend on the relative angle between the superflow and the fluctuation.

We impose the following wavelike ansatz on the fluctuations:⁶

$$\delta\tilde{a}_\mu = \delta\tilde{a}_\mu(\tilde{R})e^{-i\omega t + ik_x x + ik_y y} \quad (50)$$

$$\delta\tilde{\rho} = \delta\tilde{\rho}(\tilde{R})e^{-i\omega t + ik_x x + ik_y y} . \quad (51)$$

The rescaled frequency and momenta are

$$(\omega, k_x, k_y) = \sqrt{\tilde{b}}(\tilde{\omega}, \tilde{k}_x, \tilde{k}_y) . \quad (52)$$

It is preferable, however, to work with the gauge-invariant field strength perturbations:

$$\delta\tilde{e}_x = \tilde{\omega}\delta\tilde{a}_x + \tilde{k}_x\delta\tilde{a}_t \quad (53)$$

$$\delta\tilde{e}_y = \tilde{\omega}\delta\tilde{a}_y + \tilde{k}_y\delta\tilde{a}_t \quad (54)$$

$$\delta\tilde{b} = \tilde{k}_x\delta\tilde{a}_y - \tilde{k}_y\delta\tilde{a}_x . \quad (55)$$

With this ansatz, we expand the D7-brane action (17) to second order and derive the equations of motion for $\delta\tilde{e}_x$, $\delta\tilde{e}_y$, $\delta\tilde{b}$, and $\delta\tilde{\rho}$. This system of coupled, linear ordinary differential equations is extremely long and not particularly illuminating; we will therefore not reproduce it here.

4.2 Alternative boundary conditions

The general mixed boundary conditions for fluctuations of the gauge field can be written as:

$$0 = -n\delta F_{\mu i} + \frac{1}{2}\epsilon_{\mu\nu\rho}\delta F^{\nu\rho} , \quad (56)$$

⁶The $\delta\tilde{z}$ fluctuation is completely decoupled, and we will not focus on it.

where indices μ, ν , and ρ are (2+1)-dimensional boundary coordinates, raised and lowered by the flat metric $\eta_{\mu\nu}$, and the inverse radial coordinate $u = 1/r$. The boundary is therefore located at $u = 0$. The parameter n indicates the particular choice of quantization (see also [16] for more discussion on this). The standard quantization with Dirichlet boundary conditions corresponds to $n = 0$, and $n = \infty$ gives Neumann boundary conditions.

The parameter n is related to the $SL(2, \mathbb{Z})$ parametrization in Sec. 3.1. From (39), we see that the new boundary condition, $\delta B^* = 0$, implies mixed fluctuations in terms of the original charge and magnetic field. The charge d and magnetic field b are related to the physical charge D and magnetic field B by

$$\frac{D}{B} = \frac{(2\pi\alpha')^2 \mathcal{N} d}{LV_{2,1} b} = \frac{N d}{2\pi^2 b}, \quad (57)$$

and the charge is related to the boundary value of the bulk gauge field via

$$F_{0u}(u=0) = \frac{d}{\sqrt{4 \cos^4 \psi_\infty (f^2 + 4 \sin^4 \psi_\infty)}}. \quad (58)$$

Writing (39) in terms of the bulk gauge field and comparing the result to (56) gives

$$n = \frac{N}{\pi} \sqrt{4 \cos^4 \psi_\infty (f^2 + 4 \sin^4 \psi_\infty)} \frac{c_s}{d_s}. \quad (59)$$

As explained in Sec. 3.1, the superfluid phase is obtained from the quantum Hall phase by an $SL(2, \mathbb{Z})$ transformation for which $d_s/c_s = \nu$, where the filling fraction ν is given in terms of ψ_∞ by (23). In the superfluid phase, therefore, the gauge field fluctuations obey boundary conditions with

$$n = \frac{\sqrt{4 \cos^4 \psi_\infty (f^2 + 4 \sin^4 \psi_\infty)}}{\pi - 2\psi_\infty + \frac{1}{2} \sin(4\psi_\infty)}. \quad (60)$$

In order to write these boundary conditions entirely in terms of gauge-invariant quantities, we can use the gauge constraint coming from the equation of motion for δa_u which, for $u \rightarrow 0$, reads

$$\omega \partial_u \delta a_0 + k_x \partial_u \delta a_x + k_y \partial_u \delta a_y = 0. \quad (61)$$

The boundary condition (56) can then be written as follows:

$$-n \frac{k_x \partial_u \delta e_x + k_y \partial_u \delta e_y}{\omega^2 - k_x^2 - k_y^2} + i \delta b = 0 \quad (62)$$

$$n \frac{(\omega^2 - k_y^2) \partial_u \delta e_x + k_x k_y \partial_u \delta e_y}{\omega (\omega^2 - k_x^2 - k_y^2)} - i \delta e_y = 0 \quad (63)$$

$$n \frac{k_x k_y \partial_u \delta e_x + (\omega^2 - k_y^2) \partial_u \delta e_y}{\omega (\omega^2 - k_x^2 - k_y^2)} + i \delta e_x = 0. \quad (64)$$

Now we need to put the boundary conditions (62), (63), and (64) in terms of the rescaled radial coordinate \tilde{R} and the other rescaled variables for use in the numerical calculations:

$$\begin{aligned}
n \frac{\tilde{R}^2}{\cos \psi_\infty} \frac{\tilde{k}_x \partial_{\tilde{R}} \delta \tilde{e}_x + \tilde{k}_y \partial_{\tilde{R}} \delta \tilde{e}_y}{\tilde{\omega}^2 - \tilde{k}_x^2 - \tilde{k}_y^2} + i \tilde{\delta} b &= 0 \\
n \frac{\tilde{R}^2}{\cos \psi_\infty} \frac{(\tilde{\omega}^2 - \tilde{k}_y^2) \partial_{\tilde{R}} \delta \tilde{e}_x + \tilde{k}_x \tilde{k}_y \partial_{\tilde{R}} \delta \tilde{e}_y}{\tilde{\omega} (\tilde{\omega}^2 - \tilde{k}_x^2 - \tilde{k}_y^2)} + i \delta \tilde{e}_y &= 0 \\
n \frac{\tilde{R}^2}{\cos \psi_\infty} \frac{\tilde{k}_x \tilde{k}_y \partial_{\tilde{R}} \delta \tilde{e}_x + (\tilde{\omega}^2 - \tilde{k}_y^2) \partial_{\tilde{R}} \delta \tilde{e}_y}{\tilde{\omega} (\tilde{\omega}^2 - \tilde{k}_x^2 - \tilde{k}_y^2)} - i \delta \tilde{e}_x &= 0. \tag{65}
\end{aligned}$$

Using the fluctuation analysis techniques developed in [21, 22] and used in [1, 7], we search for normal modes by looking for pairs $(\tilde{\omega}, \tilde{k})$ for which there is a solution to the fluctuation equations with the boundary conditions (65).

4.3 Phonon dispersion

In this section we analyze the spectrum of collective excitations of the anyonic superfluid with nonzero current. We consider a current in the y -direction and, as we do not expect rotational invariance, consider collective excitations with a general $(\tilde{k}_x, \tilde{k}_y)$. The mode we are most interested in is the massless phonon. We compute its dispersion as a function of the angle in the (x, y) -plane in which it is directed.

When the superfluid is at rest, the phonon has an isotropic linear dispersion,

$$\tilde{\omega} = v_s \tilde{k} \tag{66}$$

for small \tilde{k} in any direction [1]. For $v_f > 0$, the phonon velocity becomes anisotropic, as shown in Fig. 4, increasing in the direction of the superfluid flow and decreasing in the opposite direction. Fig. 5 shows the phonon dispersion in the y -direction for various superfluid velocities. Similar dispersions have been found in [4]. At a critical superfluid velocity v_{crit} , the phonon velocity vanishes, and for $v_f > v_{crit}$, the frequency of backward-directed phonons becomes negative. We show in Fig. 7 the temperature dependence of both v_{crit} and the sound speed in the static superfluid v_s .

At $T = 0$, the spectrum of excitations for the flowing superfluid is just given by a Lorentz transformation of the spectrum of a static superfluid. The nonzero current can be obtained by boosting an observer by v_f in the negative y -direction;

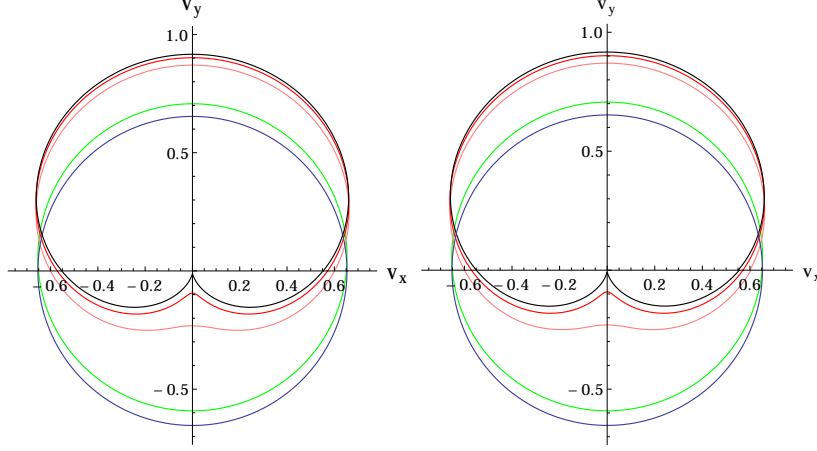


Figure 4: The velocity of the phonon as a function of the angle for superfluid velocities $v_f = 0, 0.1, 0.5, 0.6, 0.65$ (blobs moving upwards), for $\tilde{m} = -8$ and for (left) $\tilde{r}_T = 0$ and (right) $\tilde{r}_T = 0.3$. At $v_f \sim 0.65$, the phonon velocity in the negative y -direction goes to zero.

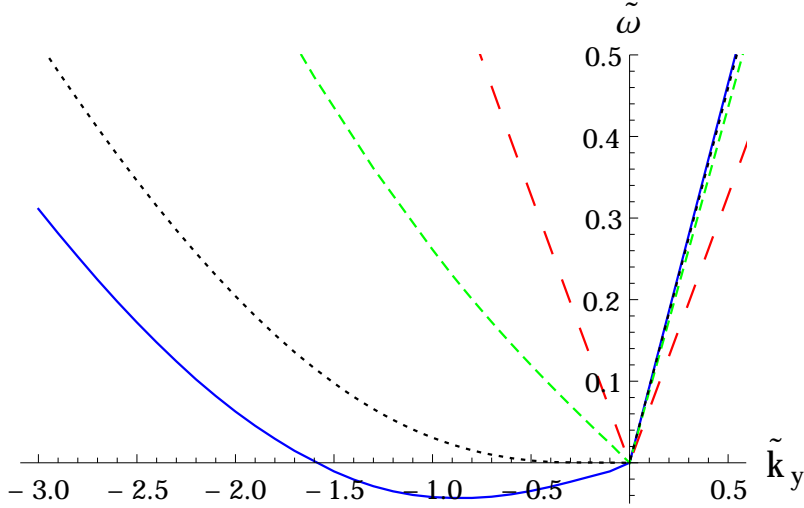


Figure 5: The dispersion of the phonon at $\tilde{r}_T = 0$ with $v_f = 0, 0.5, 0.66$, and 0.7 for $\tilde{m} = -8$; for v_f increasing the curves tilt counter-clockwise. We see that $v_{crit} = 0.66$. The results agree with those expected from the Lorentz transformation (67)-(69).

the frequency and wave number of fluctuations transform as:

$$\tilde{\omega}' = \gamma(\tilde{\omega} + v_f \tilde{k}_y) \quad (67)$$

$$\tilde{k}'_x = \tilde{k}_x \quad (68)$$

$$\tilde{k}'_y = \gamma(\tilde{k}_y + v_f \tilde{\omega}), \quad (69)$$

where the Lorentz factor $\gamma = \frac{1}{\sqrt{1-v_f^2}}$.

Plugging in the linear phonon dispersion (66) into (67) gives the dispersion at nonzero v_f . In particular, the critical velocity v_{crit} , at which $\tilde{\omega}' = 0$ for negative \tilde{k}_y , is exactly v_s . To the accuracy of our numerical computations, this dispersion matches the numerical result shown in Fig. 5.

According to the Landau criterion, v_{crit} is the largest current velocity for which the anyonic fluid remains a stable superfluid.⁷ Indeed, as one goes to $v_f > v_{crit}$, there is a negative energy mode which signals an instability towards a different configuration. However, we wish to emphasize that the frequency of this mode continues to be real: $\text{Im } \tilde{\omega} = 0$. The remaining configuration should just be a superfluid with a lower velocity. At zero temperature, the critical velocity for the anyonic superfluid is found to be exactly the speed of sound when the fluid is at rest, *i.e.* $v_{crit} = v_s$. At nonzero temperature, the critical superfluid velocity is smaller than the speed of sound at rest; that is, $v_{crit}(T) < v_s(T)$. When one tries to give the current a velocity above v_{crit} , the phonon velocity becomes negative. If the fluid passes any barrier, it can excite modes with a negative energy, which is just the statement that the fluid flow is no longer dissipationless.

However, if there is no barrier, the fluid flow is still stable, and the existence of the negative velocity does not make the flow unstable. This is clear from the zero-temperature case where the flowing superfluid is just the stable static superfluid in a boosted reference frame. On the other hand, at nonzero temperature, the usual description of a superfluid consists of a superfluid component and some regular fluid component. If this is the case, then one might expect that relative velocities between the two components could induce interactions that would excite the negative-frequency mode and make the flow unstable. Indeed, we find that at nonzero temperature, there is a velocity $v_{complex}$ at which an instability occurs.

In Fig. 6, we show a typical phonon dispersion corresponding to $v_f > v_{complex}$. For excitations with small \tilde{k} , we find a positive imaginary frequency, signifying an instability. We interpret $v_{complex}$ as the velocity at which the flow becomes unstable due to interactions, with the normal component making it possible to excite the negative-frequency mode.

The temperature dependence of $v_{complex}$ is shown in Fig. 7. In general, $v_{complex} > v_{crit}$, though the difference shrinks with temperature. At a sufficiently high temperature, we find $v_{complex} = v_{crit} = 0$. This is therefore the critical temperature above which the static superfluid is unstable.

At zero temperature, $v_{complex} = 1$, the speed of light. This is in accord with our previous argument that at $T = 0$, the flowing superfluid is just a static superfluid

⁷For discussions on the Landau criterion in other holographic contexts, see [4, 23].

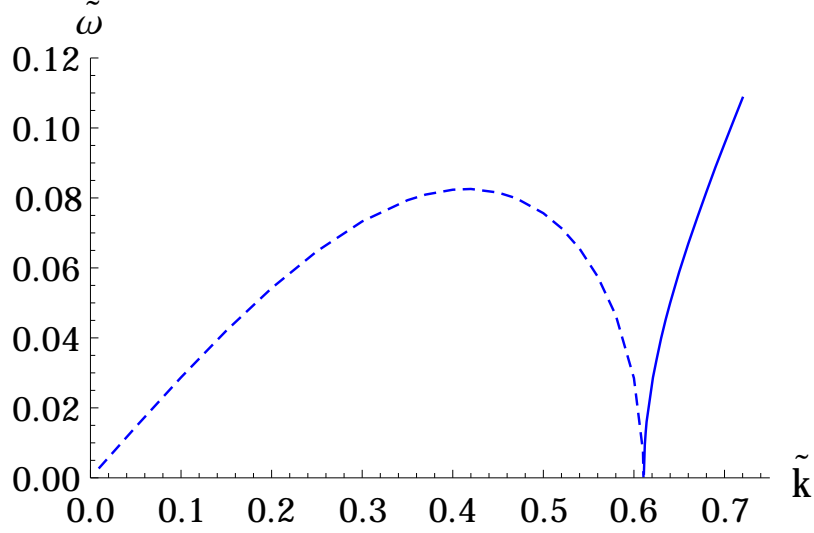


Figure 6: The phonon dispersion for $v_f = 0$ and $\tilde{r}_T = 1.1$. At this temperature $v_{crit} = v_{complex} = 0$, and consequently, $\tilde{\omega}$ is purely imaginary for $|\tilde{k}| \lesssim 0.6$, signaling an instability. The dashed curve shows $\text{Im}\tilde{\omega}$. For larger momenta, the frequency is real, denoted by the solid curve.

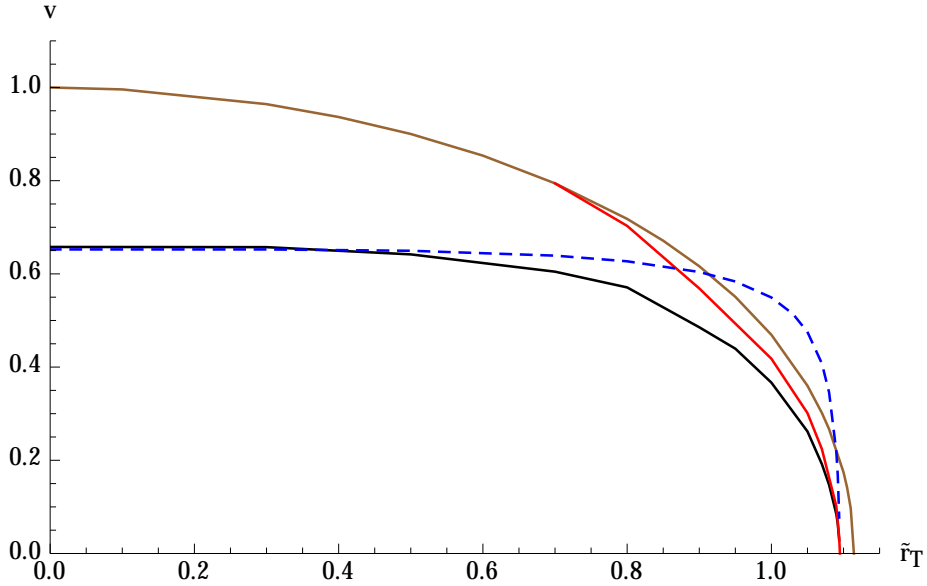


Figure 7: The temperature dependence of various velocities: (solid curves from bottom) v_{crit} (black), $v_{complex}$ (red), and v_{max} (brown). In addition, the sound speed v_s at zero superfluid velocity is shown as a dashed blue curve. At $\tilde{r}_T = 0$, $v_{crit} = v_s$ as expected from the Landau argument. Also at $\tilde{r}_T = 0$, $v_{max} = v_{complex} = 1$ which is the speed of light. At $\tilde{r}_T = 1.10$, $v_{crit} = v_{complex} = v_s = 0$; above this temperature, the nonflowing superfluid is unstable.

which has been Lorentz boosted. The maximum v_f obtainable by a boost is, of course, the speed of light, so the $T = 0$ superfluid should be stable for any $v_f < 1$.

Note that this is a bit different than the results found in [4], where the authors found that $v_{crit} = v_{complex}$. We believe this is due to the relative high temperature at which they were working, where we find the two velocities become very close. On general grounds, however, $v_{crit} \neq v_{complex}$ since at $T = 0$ the dispersion is fixed by Lorentz invariance.

As discussed in Sec. 3.2, at even higher velocities, we encounter a v_{max} , the maximal superfluid velocity above which no MN solution exists on the stable branch, and whose temperature dependence is also shown in Fig. 7. Interestingly, $v_{max}(T = 0) = 1$ for all values of the mass. The embedding geometry somehow knows that the highest superfluid velocity possible in the boundary is the speed of light.

5 Discussion

We have presented a holographic model of a flowing, strongly-coupled anyonic superfluid. A particularly elegant feature of this model is that, because it is based on a probe brane taking a MN embedding, there is no difficulty considering the zero-temperature limit. By analyzing the fluctuations, we found the critical superfluid velocity v_{crit} at which the phonons can begin dissipating energy and showed that at zero temperature this critical velocity was equal to the phonon velocity v_s , as argued by Landau. We further found that at an even higher velocity $v_{complex}$, the superfluid is in fact unstable.

A interesting open question is what actually happens to the anyonic superfluid when $v_f > v_{complex}$? For $v_f > v_{crit}$, the negative energy modes, if they are excited, simply act to slow down the superfluid until it is back to the critical velocity. However, for $v_f > v_{complex}$, the outcome is less clear. At sufficiently high temperature it is possible that the stable configuration is a BH embedding, corresponding to a metallic, conducting state rather than superfluid. This black hole embedding should obey the same boundary conditions as the flowing superfluid phase, which are $E^* = B^* = 0$. The only such BH solutions are those with B and D the same as in the superfluid solution but with $E_x = E_y = 0$. However, such solutions only exist at high enough temperature; for instance, for $\tilde{m} = -8$ such BH solutions only exist for $\tilde{r}_T > 0.982$, so at lower temperatures at least, this can not be the end point. Another option is that since the unstable modes occur also at nonzero momentum, perhaps the stable ground state is spatially modulated. An upcoming work [24] will investigate more generally the instabilities of the alternatively quantized system, and in another [25]

we will solve for the inhomogeneous ground state to which these instabilities lead.

Acknowledgments We thank Irene Amado, Daniel Areán, Andy O’Bannon, Alfonso Ramallo, Gordon Semenoff, Henk Stoof, and Stefan Vandoren for discussions. N.J. is funded in part by the Spanish grant FPA2011-22594, by the Consolider-Ingenio 2010 Programme CPAN (CSD2007-00042), by Xunta de Galicia (GRC2013-024), and by FEDER. N.J. is also supported by the Juan de la Cierva program. N.J. is in part supported by the Academy of Finland grant no. 1268023. The work of G.L was supported in part by the Israel Science Foundation under grant no. 504/13 and in part by a grant from the GIF, the German-Israeli Foundation for Scientific Research and Development under grant no. 1156-124.7/2011. M.L. is supported by funding from the European Research Council under the European Union’s Seventh Framework Programme (FP7/2007-2013) / ERC Grant agreement no. 268088-EMERGRAV. N.J. wishes to thank University of British Columbia for warm hospitality. In addition, we thank the ESF Holograv Network and Δ -ITP for supporting the “Workshop on Holographic Inhomogeneities”, during which this work was finalized.

References

- [1] N. Jokela, G. Lifschytz and M. Lippert, “Holographic anyonic superfluidity,” JHEP **1310** (2013) 014 [arXiv:1307.6336 [hep-th]].
- [2] O. Bergman, N. Jokela, G. Lifschytz and M. Lippert, “Quantum Hall Effect in a Holographic Model,” JHEP **1010** (2010) 063 [arXiv:1003.4965 [hep-th]].
- [3] See for example, L. D. Landau and E. M. Lifshitz, “Statistical Physics,” Pergamon, 1960.
- [4] I. Amado, D. Areán, A. Jiménez-Alba, K. Landsteiner, L. Melgar and I. Salazar Landea, “Holographic Superfluids and the Landau Criterion,” JHEP **1402** (2014) 063 [arXiv:1307.8100 [hep-th]].
- [5] S. J. Rey, Talk at Strings 2007; “String Theory On Thin Semiconductors: Holographic Realization Of Fermi Points And Surfaces,” Prog. Theor. Phys. Suppl. **177**, 128 (2009) [arXiv:0911.5295 [hep-th]].
- [6] J. L. Davis, P. Kraus, A. Shah, “Gravity Dual of a Quantum Hall Plateau Transition,” JHEP **0811**, 020 (2008) [arXiv:0809.1876 [hep-th]]; J. Alanen, E. Keski-Vakkuri, P. Kraus *et al.*, “AC Transport at Holographic Quantum Hall Transitions,” JHEP **0911**, 014 (2009) [arXiv:0905.4538 [hep-th]];

- [7] N. Jokela, G. Lifschytz and M. Lippert, “Magneto-roton excitation in a holographic quantum Hall fluid,” JHEP **1102**, 104 (2011) [arXiv:1012.1230 [hep-th]].
- [8] R. C. Myers and M. C. Wapler, “Transport Properties of Holographic Defects,” JHEP **0812**, 115 (2008) [arXiv:0811.0480 [hep-th]].
- [9] N. Jokela, M. Järvinen, M. Lippert, “A holographic quantum Hall model at integer filling,” JHEP **1105** (2011) 101 [arXiv:1101.3329 [hep-th]];
- [10] C. Kristjansen and G. W. Semenoff, “Giant D5 Brane Holographic Hall State,” JHEP **1306** (2013) 048 [arXiv:1212.5609 [hep-th]].
- [11] J. L. Davis, H. Omid and G. W. Semenoff, “Holographic Fermionic Fixed Points in $d=3$,” JHEP **1109**, 124 (2011) [arXiv:1107.4397 [hep-th]].
- [12] O. Bergman, N. Jokela, G. Lifschytz and M. Lippert, “Striped instability of a holographic Fermi-like liquid,” JHEP **1110** (2011) 034 [arXiv:1106.3883 [hep-th]].
- [13] N. Jokela, G. Lifschytz and M. Lippert, “Magnetic effects in a holographic Fermi-like liquid,” JHEP **1205** (2012) 105 [arXiv:1204.3914 [hep-th]].
- [14] E. Witten, “ $SL(2,Z)$ action on three-dimensional conformal field theories with Abelian symmetry,” In *Shifman, M. (ed.) et al.: From fields to strings, vol. 2* 1173-1200 [hep-th/0307041].
- [15] C. P. Burgess and B. P. Dolan, “Particle vortex duality and the modular group: Applications to the quantum Hall effect and other 2-D systems,” Phys. Rev. B **63**, 155309 (2001) [hep-th/0010246]; “The Quantum Hall effect in graphene: Emergent modular symmetry and the semi-circle law,” Phys. Rev. B **76**, 113406 (2007) [cond-mat/0612269 [cond-mat.mes-hall]].
- [16] D. K. Brattan and G. Lifschytz, “Holographic plasma and anyonic fluids,” JHEP **1402** (2014) 090 [arXiv:1310.2610 [hep-th]].
- [17] P. Basu, A. Mukherjee and H. -H. Shieh, “Supercurrent: Vector Hair for an AdS Black Hole,” Phys. Rev. D **79** (2009) 045010 [arXiv:0809.4494 [hep-th]].
- [18] C. P. Herzog, P. K. Kovtun and D. T. Son, “Holographic model of superfluidity,” Phys. Rev. D **79** (2009) 066002 [arXiv:0809.4870 [hep-th]].
- [19] K. Ghoroku, M. Ishihara and A. Nakamura, “D3/D7 holographic Gauge theory and Chemical potential,” Phys. Rev. D **76** (2007) 124006 [arXiv:0708.3706 [hep-th]].

- [20] D. Mateos, S. Matsuura, R. C. Myers and R. M. Thomson, “Holographic phase transitions at finite chemical potential,” JHEP **0711** (2007) 085 [arXiv:0709.1225 [hep-th]].
- [21] I. Amado, M. Kaminski and K. Landsteiner, “Hydrodynamics of Holographic Superconductors,” JHEP **0905** (2009) 021 [arXiv:0903.2209 [hep-th]].
- [22] M. Kaminski, K. Landsteiner, J. Mas *et al.*, “Holographic Operator Mixing and Quasinormal Modes on the Brane,” JHEP **1002**, 021 (2010). [arXiv:0911.3610 [hep-th]].
- [23] V. Keränen, E. Keski-Vakkuri, S. Nowling and K. P. Yogendran, “Solitons as Probes of the Structure of Holographic Superfluids,” New J. Phys. **13** (2011) 065003 [arXiv:1012.0190 [hep-th]].
- [24] N. Jokela, G. Lifschytz and M. Lippert, to appear.
- [25] N. Jokela, M. Järvinen and M. Lippert, to appear.