

A self-consistent thermodynamic model of metallic systems.

Application for the description of gold

T. Balcerzak,^{1, a)} K. Szałowski,^{1, b)} and M. Jaščur²

¹⁾*Department of Solid State Physics, Faculty of Physics and Applied Informatics, University of Łódź, ulica Pomorska 149/153, 90-236 Łódź, Poland*

²⁾*Department of Theoretical Physics and Astrophysics, Faculty of Science, P. J. Šafárik University, Park Angelinum 9, 041 54 Košice, Slovak Republic*

(Dated: 10 September 2018)

A self-consistent thermodynamic model of metallic system is presented. The expression for the Gibbs energy is derived, which incorporates elastic (static) energy, vibrational energy within the Debye model, and electronic part in Hartee-Fock approximation. The elastic energy is introduced by a volume-dependent anharmonic potential. From the Gibbs energy all thermodynamic quantities, as well as the equation of state, are self-consistently obtained. The model is applied for the description of bulk gold in temperature range $0 \leq T \lesssim 1300\text{K}$ and external pressure up to 30 GPa. The calculated thermodynamic properties are illustrated in figures and show satisfactory agreement with experimental data. The advantages and opportunities for further development of the method are discussed.

PACS numbers: 64.10.+h; 65.40.+w; 71.10.Ca; 63.10.+a

Keywords: Gibbs energy, thermodynamic properties, equation of state, gold

^{a)}Electronic mail: t_balcerzak@uni.lodz.pl

^{b)}Electronic mail: kszalowski@uni.lodz.pl

I. INTRODUCTION

The properties of noble metals and, in particular, of gold have intensively been studied, both experimentally¹⁻¹⁸ and theoretically¹⁹⁻⁴⁰. The studies of gold are connected with its many technical applications, for instance, as a protective coating material, in electronics, as well as in metrology and medicine. For instance, gold provides an accurate pressure calibration for experiments conducted at high temperatures and pressures^{13,16,17,23,38,40}. In recent years, gold nanoparticles attracted much attention as a class of multifunctional materials for biomedical application⁴¹⁻⁴³.

As far as the experimental studies of gold are concerned, they include equation of state as well as the lattice and thermodynamic properties, both in low-temperature regime^{3-5,8} and in high temperatures and pressures as well^{1,2,7,16-18,36}. At the same time, the thermodynamic and vibrational properties have been studied by the theoretical methods, including specific heat calculations^{20,26}, phonon dispersion relation^{10,35}, interatomic interaction and density of states²⁵, Debye temperatures^{21,26}, Grüneisen parameter¹⁹, lattice constants^{36,37} and equation of state^{14,23,24,28-33}. The theoretical methods include studies of anisotropic-continuum model¹⁹, classical Mie-Grüneisen approach and Birch-Murnaghan equation of state^{14,17}, pseudopotential²⁵ and embedded-atom³⁵ models, quasiharmonic¹⁹ and anharmonic²¹ approach, as well as first principles²⁸⁻³¹ and density functional theory³⁷ calculations.

Most of the methods mentioned above are very specialized and aimed at characterizing only some of thermodynamic properties, for instance, equation of state, but not at obtaining a full and self-consistent thermodynamic description. Only in few papers an attempt has been made to construct the full thermodynamic description based on the expression for the free energy. The thermodynamic potential considered there contains the elastic (static) energy, vibrational energy, as well as the electronic contribution^{27,31}. In this context it is worth mentioning that recently the computational method for the Gibbs energy has been presented, which is suitable for solids under the quasi-harmonic approximation⁴⁴. In all these papers the electronic energy is taken in the simplest (Sommerfeld) approximation, and the vibrational energy is calculated from the Debye model in quasi-harmonic approximation. On the other hand, the elastic (static) energy calculations involve more elaborate

methods, based on the density functional theory (DFT).

We are aware that DFT methods are not always accessible (and convenient) since they require specialized software and sufficient computational resources. Therefore, apart from referring to such methods it is useful to have also the analytical description of the system in question. Such description should be based on the Gibbs energy, so giving correct thermodynamic relationships, and being uncomplicated enough for practical use. In particular, the analytical form of equation of state (EOS) is very useful for understanding mutual relations between physical parameters, as well as contributions to the total pressure from various energy components. Such EOS should be obtained by demanding minimization of the Gibbs energy functional whereas the system is in equilibrium.

Taking the above needs into account, in the present paper we developed a simple approach, based on the derivation of the Gibbs energy, which yields self-consistent thermodynamic description of metallic system using analytical solutions. The Gibbs energy consists of Helmholtz free-energy and grand potential (pV) term. In turn, the Helmholtz free-energy is constructed from the elastic (static) energy, vibrational energy, and electronic part. The elastic energy is described by the method presented in Ref.⁴⁵, which is based on the expansion of anharmonic potential in the power series with respect to the volume deformation. The vibrational energy is taken within the Debye model in the analytical approximation, which has been extended for high temperatures. In turn, the electronic energy, apart from the kinetic (Sommerfeld) term, has been completed by the ground state energy, as well as by the exchange energy in Hartree-Fock approximation. From the Gibbs energy the full thermodynamic description is obtained and presented in a form of analytical expressions. In particular, new EOS has been found for arbitrary temperature T and external pressure p . However, the price for the simplicity of the method is that some of initial parameters, defined for $p = 0$ and $T = 0$, should be taken from experimental data.

The formalism has been presented in the Theoretical model Section in detail and then applied for bulk gold in the Numerical results and discussion Section. The numerical calculations have been performed in the range of temperatures from 0 K up to the melting point, and external pressure up to 30 GPa. The calculated thermodynamic properties,

for instance, specific heat, compressibility and thermal expansion, have been presented in figures and compared with experimental data. Some advantages and weak points of the method have been discussed.

II. THEORETICAL MODEL

A. General formulation

The Gibbs free energy of a metallic system is assumed in the form of:

$$G = F_\varepsilon + F_D + F_{el} + pV, \quad (1)$$

where F_ε is the elastic energy without lattice vibrations, F_D is the vibrational energy in Debye approximation and F_{el} is the energy of electronic subsystem. The elastic energy can be presented in a form of a power series:

$$F_\varepsilon = N \left(A\varepsilon + \frac{1}{2}B\varepsilon^2 + \frac{1}{3!}C\varepsilon^3 + \frac{1}{4!}D\varepsilon^4 + \frac{1}{5!}E\varepsilon^5 + \dots \right) \quad (2)$$

where ε is a parameter characterizing volume deformation, A, B, C, \dots are the coefficients and N is the number of atoms in the lattice. The volume deformation is defined by $V = V_0(1 + \varepsilon)$, where V_0 is the volume at absolute zero temperature ($T = 0$) and in vacuum conditions ($p = 0$). This energy is a source of static pressure:

$$p_\varepsilon = - \left(\frac{\partial F_\varepsilon}{\partial V} \right)_T = - \frac{N}{V_0} \left(A + B\varepsilon + \frac{1}{2}C\varepsilon^2 + \frac{1}{3!}D\varepsilon^3 + \frac{1}{4!}E\varepsilon^4 + \dots \right). \quad (3)$$

The vibrational energy is taken in the Debye approximation⁴⁶:

$$F_D = N \left[\frac{9}{8}k_B T_D + 9k_B T \left(\frac{T}{T_D} \right)^3 \int_0^{y_D} y^2 \ln(1 - e^{-y}) dy \right] \quad (4)$$

where

$$y_D = T_D/T \quad (5)$$

and T_D is the Debye temperature. Eq. (4) can be transformed into a more convenient form:

$$F_D = N \left[\frac{9}{8}k_B T_D + 3k_B T \ln(1 - e^{-y_D}) - 3k_B T \frac{1}{y_D^3} \int_0^{y_D} \frac{y^3}{e^y - 1} dy \right]. \quad (6)$$

In further considerations we introduce the lattice Grüneisen parameter γ_D in the following way^{47,48}:

$$\gamma_D = \gamma_D^0 (V/V_0)^q = \gamma_D^0 (1 + \varepsilon)^q, \quad (7)$$

where q is a constant parameter. The Debye temperature T_D is connected with the Grüneisen parameter by the relationship³⁶:

$$T_D = T_D^0 e^{(\gamma_D^0 - \gamma_D)/q} g(T) = T_D^0 f(\varepsilon) g(T) \quad (8)$$

where:

$$f(\varepsilon) = e^{(\gamma_D^0 - \gamma_D)/q} = e^{\gamma_D^0 [1 - (1 + \varepsilon)^q]/q}. \quad (9)$$

T_D^0 and γ_D^0 are the Debye temperature and Grüneisen parameter, respectively, which are taken at $T = 0$ and $p = 0$. In Eq. (8) we introduced $g(T)$ function which weakly depends on temperature and will be specified latter. This function reflects the fact that the Debye temperature depends not only on the volume, but also on temperature itself. It takes into account the so-called "intrinsic anharmonicity" which leads to higher order terms in thermodynamic functions and has also been discussed in several papers⁴⁹⁻⁵³

It can be easily checked that the above relationship for T_D satisfies the classical Grüneisen assumption^{54,55}:

$$\gamma_D = -\frac{V}{\omega_D} \left(\frac{\partial \omega_D}{\partial V} \right)_T = -\frac{V}{T_D} \left(\frac{\partial T_D}{\partial V} \right)_T. \quad (10)$$

In the low temperature approximation $y_D \rightarrow \infty$ and we can make use of the integral: $\int_0^\infty y^3/(e^y - 1)dy = \pi^4/15$. Thus, Eq. (6) can be transformed to the form:

$$F_D = N \left[\frac{9}{8} k_B T_D - \frac{1}{5} \pi^4 k_B T \left(\frac{T}{T_D} \right)^3 \right]. \quad (11)$$

The above energy gives the vibrational pressure for low temperatures:

$$p_D = - \left(\frac{\partial F_D}{\partial V} \right)_T = 3 \frac{N}{V_0} k_B T_D \gamma_D \left[\frac{3}{8} + \frac{1}{5} \pi^4 \left(\frac{T}{T_D} \right)^4 \right] \frac{1}{1 + \varepsilon} \quad (12)$$

where T_D is given by Eq. (8), and $(\partial T_D / \partial V)_T$ is expressed on the basis of Eq. (10).

On the other hand, for high temperatures, in Eq. (6) we can make use of the following series expansion:

$$\frac{y}{e^y - 1} = \sum_{k=0}^{\infty} B_k \frac{y^k}{k!} \quad (13)$$

where B_k are the Bernoulli numbers: $B_0 = 1$, $B_1 = -\frac{1}{2}$, $B_2 = \frac{1}{6}$, $B_3 = 0$, $B_4 = -\frac{1}{30}$, $B_5 = 0$, $B_6 = \frac{1}{42}$, $B_7 = 0$, $B_8 = -\frac{1}{30}$, $B_9 = 0$, $B_{10} = \frac{5}{66}$, $B_{11} = 0$, $B_{12} = -\frac{691}{2730}$, etc.

This expansion enables us to calculate the integral in the form of a series:

$$\int_0^{y_D} \frac{y^3}{e^y - 1} dy = \sum_{k=0}^{\infty} \frac{B_k}{k!} \frac{y_D^{k+3}}{k+3}. \quad (14)$$

For sufficiently high temperatures, when y_D is small and satisfies the condition: $T > \frac{1}{2\pi} T_D \approx 0.16 T_D$, the series is convergent⁵⁶. We found that for practical applications, it is sufficient to include in the series only the terms up to fourth order. Thus, using the high temperature expansion, the vibrational free energy is given by:

$$F_D = N \left\{ \frac{9}{8} k_B T_D + 3 k_B T \ln(1 - e^{-y_D}) - 3 k_B T \left[\frac{1}{3} B_0 + \frac{1}{4} B_1 y_D + \frac{1}{10} B_2 y_D^2 + \frac{1}{168} B_4 y_D^4 \right] \right\}. \quad (15)$$

Such energy gives the following vibrational pressure for high temperatures:

$$p_D = \frac{N}{V_0} k_B T_D \gamma_D \left[\frac{3}{2} \tanh^{-1}(y_D/2) - \frac{1}{10} \left(1 - \frac{1}{42} y_D^2 \right) y_D \right] \frac{1}{1 + \varepsilon}. \quad (16)$$

It is worth mentioning that without the second term in the square bracket of Eq. (16), the remaining \tanh^{-1} function reproduces the pressure of oscillators in the Einstein model⁴⁵ with rescaled temperature ($T_D \rightarrow \Theta$, with Θ being the Einstein characteristic temperature). The electronic free energy F_{el} in Eq. (1) can be presented in approximate form as:

$$F_{el} = N_e \left[-C_{ex} \sqrt{E_F} + \frac{3}{5} E_F - \frac{\pi^2}{4} \frac{1}{E_F} (k_B T)^2 \right], \quad (17)$$

where N_e is the number of electrons and E_F is the Fermi energy, while the exchange constant C_{ex} is equal to:

$$C_{ex} = \frac{3}{2\pi} \frac{e^2}{4\pi\epsilon_0} \frac{\sqrt{2m}}{\hbar}. \quad (18)$$

The first term in Eq. (17) corresponds to the exchange energy in the Hartree-Fock approximation⁵⁷.

The second term is the kinetic energy for $T = 0$, and the last term describes kinetic energy in the low-temperature region, where $T \ll T_F = E_F/k_B$, T_F denoting the Fermi temperature.

The Fermi energy can be presented as a function of the volume:

$$E_F = E_F^0 \frac{1}{(1 + \varepsilon)^{\gamma_F}} \quad (19)$$

where

$$E_F^0 = \frac{\hbar^2}{2m} \left[3\pi^2 \frac{N_e}{V_0} \right]^{2/3} \quad (20)$$

is the Fermi energy at $T = 0$ and $p = 0$. In analogy to the Grüneisen assumption for the lattice parameter (see Eq. (10)), γ_F -exponent satisfies the equation:

$$\gamma_F = -\frac{V}{E_F} \left(\frac{\partial E_F}{\partial V} \right)_T. \quad (21)$$

In this paper we assume that γ_F is a constant parameter (contrary to γ_D , which is volume dependent). This parameter can be related to the so-called electronic Grüneisen parameter γ_e defined by the formula⁹:

$$\gamma_e = -\left(\frac{\partial \ln \text{DOS}(E_F)}{\partial \ln V} \right)_T \quad (22)$$

where $\text{DOS}(E_F)$ is the density of states at Fermi surface. From Eqs. (21) and (22) one can obtain the relationship:

$$\gamma_e = 1 - \frac{\gamma_F}{2}. \quad (23)$$

For $\gamma_F = 2/3$, which is the free-electron case, we obtain $\gamma_e = \gamma_F$.

From the expression (17) the electronic part of the pressure can be found as:

$$p_{el} = -\left(\frac{\partial F_{el}}{\partial V} \right)_T = \frac{N_e}{V_0} \gamma_F \left[-\frac{1}{2} C_{ex} \sqrt{E_F} + \frac{3}{5} E_F + \frac{\pi^2}{4} \frac{1}{E_F} (k_B T)^2 \right] \frac{1}{1 + \varepsilon}, \quad (24)$$

which is valid for $T \ll T_F$. Under the external pressure p , the equation of state follows from the equilibrium condition:

$$p = p_\varepsilon + p_D + p_{el}, \quad (25)$$

where p_ε is given by Eq. (3), p_{el} - by Eq. (24), and p_D is given for the low or high temperature regions by Eqs. (12) or (16), respectively.

B. The Grüneisen relationship

For the systems described by (p, V, T) -variables we can make use of the exact thermodynamic relationship:

$$\frac{\alpha_p}{\kappa_T} = \left(\frac{\partial p}{\partial T} \right)_V, \quad (26)$$

where α_p is the thermal volume expansion coefficient:

$$\alpha_p = \frac{1}{V} \left(\frac{\partial V}{\partial T} \right)_p \quad (27)$$

and κ_T is the isothermal compressibility:

$$\kappa_T = -\frac{1}{V} \left(\frac{\partial V}{\partial p} \right)_T. \quad (28)$$

For pressure given in the form of Eq. (25) the temperature partial derivatives can be calculated as follows:

$$\left(\frac{\partial p_\varepsilon}{\partial T} \right)_V = 0, \quad (29)$$

$$\left(\frac{\partial p_D}{\partial T} \right)_V = \gamma_D \frac{C_V^D}{V}, \quad (30)$$

where C_V^D is the phononic heat capacity, and

$$\left(\frac{\partial p_{el}}{\partial T} \right)_V = \gamma_F \frac{C_V^{el}}{V}, \quad (31)$$

where C_V^{el} is the electronic heat capacity. The phononic heat capacity at constant volume for low temperatures ($T \ll T_D$) can be found from the relationship:

$$\begin{aligned} C_V^D &= -T \left(\frac{\partial^2 F_D}{\partial T^2} \right)_V \\ &= \frac{12}{5} \pi^4 N k_B \left(\frac{T}{T_D} \right)^3 w(T) - 9 N k_B T_D \left[\frac{1}{8} + \frac{\pi^4}{15} \left(\frac{T}{T_D} \right)^4 \right] \frac{T}{g(T)} \frac{\partial^2 g(T)}{\partial T^2} \end{aligned} \quad (32)$$

where F_D is taken from Eq. (11). The new function $w(T)$ is defined by:

$$w(T) = \left[1 - \frac{T}{g(T)} \frac{\partial g(T)}{\partial T} \right]^2. \quad (33)$$

On the other hand, for the high temperature region we have on the basis of Eq. (15):

$$\begin{aligned} C_V^D &= 3 N k_B \left(\frac{T_D}{T} \right)^2 \left[\frac{e^{T_D/T}}{(e^{T_D/T} - 1)^2} + \frac{1}{30} - \frac{1}{420} \left(\frac{T_D}{T} \right)^2 \right] w(T) \\ &\quad - 3 N k_B T_D \left[\frac{1}{e^{T_D/T} - 1} + \frac{1}{2} - \frac{1}{30} \frac{T_D}{T} + \frac{1}{1260} \left(\frac{T_D}{T} \right)^3 \right] \frac{T}{g(T)} \frac{\partial^2 g(T)}{\partial T^2}. \end{aligned} \quad (34)$$

In further calculations we will assume that $g(T)$ function only weakly depends on temperature and has the simple linear form:

$$g(T) = 1 + r \frac{T}{T_D^0} \quad (35)$$

where r is a constant parameter ($r \ll 1$) over the whole temperature region. Then, in right-hand side of Eqs. (32) and (34) the second terms containing $\partial^2 g(T)/\partial T^2$ vanish, whereas in the first terms $w(T)$ takes the form of:

$$w(T) = \left(1 - \frac{rT/T_D^0}{1 + rT/T_D^0} \right)^2. \quad (36)$$

We see that $w(T)$ function for $r > 0$ can enforce some decrease of the specific heat vs. temperature in comparison with the case when $g(T) = \text{const}$. We found that such a possibility can be useful in order to reproduce better the experimental data.

The electronic heat capacity at constant volume is given by the formula:

$$C_V^{el} = -T \left(\frac{\partial^2 F_{el}}{\partial T^2} \right)_V = N_e \frac{\pi^2}{2} \frac{1}{E_F} k_B^2 T \quad (37)$$

which is valid for low temperatures ($T \ll T_F$) in the electronic scale.

Substituting the pressure derivatives (Eqs. (29-31)) into Eq. (26) we obtain the Grüneisen relationship for complex (phononic and electronic) system which can be presented as:

$$\frac{\alpha_p}{\kappa_T} = \frac{\gamma_D C_V^D + \gamma_F C_V^{el}}{V} = \frac{\gamma^{\text{eff}}}{V} C_V \quad (38)$$

where

$$C_V = C_V^D + C_V^{el}, \quad (39)$$

and

$$\gamma^{\text{eff}} = \frac{\gamma_D C_V^D + \gamma_F C_V^{el}}{C_V^D + C_V^{el}}. \quad (40)$$

Therefore, γ^{eff} is the effective Grüneisen parameter for the electronic and phononic complex system.

C. The dimensionless equation of state (EOS)

Equation of state (25) can be presented in a dimensionless form which is convenient for numerical calculations. First, we introduce the reference energy A_D^0 for normalization of various energy coefficients. We define:

$$A_D^0 = k_B T_D^0, \quad (41)$$

where T_D^0 is the Debye temperature at 0K. Then, we can introduce the dimensionless pressure:

$$\tilde{p} = \frac{V_0}{N} \frac{1}{A_D^0} p, \quad (42)$$

and dimensionless temperature:

$$\tilde{T} = \frac{T}{T_D^0}. \quad (43)$$

By the same token, the elastic constants can be normalised as follows:

$$\tilde{A} = \frac{A}{A_D^0}, \quad \tilde{B} = \frac{B}{A_D^0}, \quad \tilde{C} = \frac{C}{A_D^0}, \quad \tilde{D} = \frac{D}{A_D^0}, \quad \tilde{E} = \frac{E}{A_D^0}. \quad (44)$$

Similarly, the dimensionless Fermi and exchange energies can be written as

$$\tilde{E}_F^0 = \frac{E_F^0}{A_D^0} \quad (45)$$

and

$$\tilde{E}_{ex}^0 = -\frac{C_{ex}\sqrt{E_F^0}}{A_D^0}, \quad (46)$$

respectively.

With the above notation the equation of state (Eq. (25)) in the low temperature limit can be presented in the dimensionless form:

$$\begin{aligned} & \tilde{p} + \tilde{A} + \tilde{B}\varepsilon + \frac{1}{2}\tilde{C}\varepsilon^2 + \frac{1}{3!}\tilde{D}\varepsilon^3 + \frac{1}{4!}\tilde{E}\varepsilon^4 = \\ & 3\gamma_D f(\varepsilon)g(T) \left[\frac{3}{8} + \frac{1}{5}\pi^4 \left(\frac{\tilde{T}}{f(\varepsilon)g(T)} \right)^4 \right] \frac{1}{1+\varepsilon} \\ & + \frac{N_e}{N} \gamma_F \left[\frac{1}{2}\tilde{E}_{ex}^0 \frac{1}{(1+\varepsilon)^{\gamma_F/2}} + \frac{3}{5}\tilde{E}_F^0 \frac{1}{(1+\varepsilon)^{\gamma_F}} + \frac{\pi^2 \tilde{T}^2}{4 \tilde{E}_F^0} (1+\varepsilon)^{\gamma_F} \right] \frac{1}{1+\varepsilon}. \end{aligned} \quad (47)$$

From the equilibrium condition for $\tilde{T} = 0$ and $\tilde{p} = 0$ we must have $\varepsilon = 0$. This condition allows to determine the \tilde{A} -coefficient, namely:

$$\tilde{A} = \frac{9}{8}\gamma_D^0 + \frac{N_e}{N} \gamma_F \left[\frac{1}{2}\tilde{E}_{ex}^0 + \frac{3}{5}\tilde{E}_F^0 \right]. \quad (48)$$

Now, substituting Eq. (48) into (47) we finally obtain the equation of state in the low temperature region as:

$$\begin{aligned} & \tilde{p} + \frac{9}{8}\gamma_D^0 + \tilde{B}\varepsilon + \frac{1}{2}\tilde{C}\varepsilon^2 + \frac{1}{3!}\tilde{D}\varepsilon^3 + \frac{1}{4!}\tilde{E}\varepsilon^4 + \frac{1}{2}\frac{N_e}{N} \gamma_F \tilde{E}_{ex}^0 \left[1 - \frac{1}{(1+\varepsilon)^{\gamma_F/2+1}} \right] = \\ & 3\gamma_D f(\varepsilon)g(T) \left[\frac{3}{8} + \frac{1}{5}\pi^4 \left(\frac{\tilde{T}}{f(\varepsilon)g(T)} \right)^4 \right] \frac{1}{1+\varepsilon} \\ & + \frac{3}{5}\frac{N_e}{N} \gamma_F \tilde{E}_F^0 \left[\frac{1}{(1+\varepsilon)^{\gamma_F+1}} - 1 \right] + \frac{N_e}{N} \frac{\pi^2}{4} \gamma_F \frac{\tilde{T}^2}{\tilde{E}_F^0} (1+\varepsilon)^{\gamma_F-1}. \end{aligned} \quad (49)$$

When $T \rightarrow 0$, this equation can be linearized with respect to ε . Then, by comparison with the approximate formula $\varepsilon \approx -\kappa_0 \frac{NA_D^0}{V_0} \tilde{p}$, which is valid in the limit $T \rightarrow 0$, the \tilde{B} coefficient can be determined:

$$\tilde{B} = \frac{V_0}{N} \frac{1}{A_D^0 \kappa_0} - \frac{9}{8} \gamma_D^0 (\gamma_D^0 - q + 1) - \frac{3}{5} \gamma_F (\gamma_F + 1) \frac{N_e}{N} \tilde{E}_F^0 - \frac{1}{2} \gamma_F \left(\frac{\gamma_F}{2} + 1 \right) \frac{N_e}{N} \tilde{E}_{ex}^0, \quad (50)$$

where κ_0 is the isothermal compressibility at $T = 0$ and $p = 0$. All parameters necessary to calculate \tilde{B} from Eq. (50) can be taken from experimental data.

In the high temperature region the vibrational pressure p_D should be taken from Eq. (16) instead of Eq. (12). This leads to the dimensionless EOS for high temperatures:

$$\begin{aligned} \tilde{p} + \frac{9}{8} \gamma_D^0 + \tilde{B} \varepsilon + \frac{1}{2} \tilde{C} \varepsilon^2 + \frac{1}{3!} \tilde{D} \varepsilon^3 + \frac{1}{4!} \tilde{E} \varepsilon^4 + \frac{1}{2} \frac{N_e}{N} \gamma_F \tilde{E}_{ex}^0 \left[1 - \frac{1}{(1 + \varepsilon)^{\gamma_F/2+1}} \right] = \\ \frac{\gamma_D f(\varepsilon) g(T)}{1 + \varepsilon} \left[\frac{3}{2} \tanh^{-1} \left(\frac{f(\varepsilon) g(T)}{2\tilde{T}} \right) - \frac{1}{10} \frac{f(\varepsilon) g(T)}{\tilde{T}} + \frac{1}{420} \left(\frac{f(\varepsilon) g(T)}{\tilde{T}} \right)^3 \right] \\ + \frac{3}{5} \frac{N_e}{N} \gamma_F \tilde{E}_F^0 \left[\frac{1}{(1 + \varepsilon)^{\gamma_F+1}} - 1 \right] + \frac{N_e}{N} \frac{\pi^2}{4} \gamma_F \frac{\tilde{T}^2}{\tilde{E}_F^0} (1 + \varepsilon)^{\gamma_F-1} \end{aligned} \quad (51)$$

By comparison of the Eqs. (51) and (49) one can see that only the phononic part on the r.h.s. of these equation has been modified.

D. Calculation of other thermodynamic quantities

From the equation of state, the isotherms ($\varepsilon(p)$ for $T = const.$) or isobars ($\varepsilon(T)$ for $p = const.$) can be found directly. Other thermodynamic properties result from differentiation of the equation of state. For instance, the thermal volume expansion coefficient α_p is given by Eq. (27), whereas the isothermal compressibility κ_T is given by Eq. (28).

The adiabatic compressibility is measured in the experiment. It is given by the definition:

$$\kappa_S = -\frac{1}{V} \left(\frac{\partial V}{\partial p} \right)_S \quad (52)$$

where the partial derivative is taken at constant entropy S , where $S = -(\partial G/\partial T)_p$.

In turn, the heat capacity at constant pressure is defined as:

$$C_p = -T \left(\frac{\partial^2 G}{\partial T^2} \right)_p. \quad (53)$$

Having calculated α_p , κ_T and C_V on the basis of EOS, the quantities defined above (κ_S and C_p) can be conveniently obtained from the exact thermodynamic relationships:

$$\kappa_S = \kappa_T / \left(1 + TV \frac{\alpha_p^2}{C_V \kappa_T} \right) \quad (54)$$

and

$$C_p = C_V \left(1 + TV \frac{\alpha_p^2}{C_V \kappa_T} \right). \quad (55)$$

With the help of the generalized Grüneisen relationship (Eq. (38)) the above formulas can also be presented in a more elegant form:

$$\kappa_S = \kappa_T / (1 + T\alpha_p\gamma^{\text{eff}}) \quad (56)$$

and

$$C_p = C_V (1 + T\alpha_p\gamma^{\text{eff}}) \quad (57)$$

where the effective Grüneisen parameter γ^{eff} is defined by Eq. (40).

It is worth mentioning that using the above equations the exact thermodynamic identity

$$\frac{C_p}{C_V} = \frac{\kappa_T}{\kappa_S} \quad (58)$$

remains fulfilled.

In order to illustrate the method, some exemplary numerical calculations based on the proposed formalism will be presented in the next Section.

III. NUMERICAL RESULTS AND DISCUSSION

As an application of the theory presented in previous Section we shall describe thermodynamic properties of bulk gold. For such metallic system many experimental results are available which can be compared with calculations performed within the present model. Some of the experimental data at 0 K can serve as the input parameters for present formalism. For instance, the Debye temperature at 0 K amounts to $T_D^0 = 164 \text{ K}$. On this basis we can calculate the reference energy A_D^0 (see Eq.(41)), namely $A_D^0 = 2.264 \times 10^{-21} \text{ J}$. Another parameter is the atomic volume at 0 K, $V_0/N = 1.677 \times 10^{-29} \text{ m}^3$, which is estimated from Ref.⁸. The isothermal compressibility at 0 K can be calculated as the inverse of the bulk

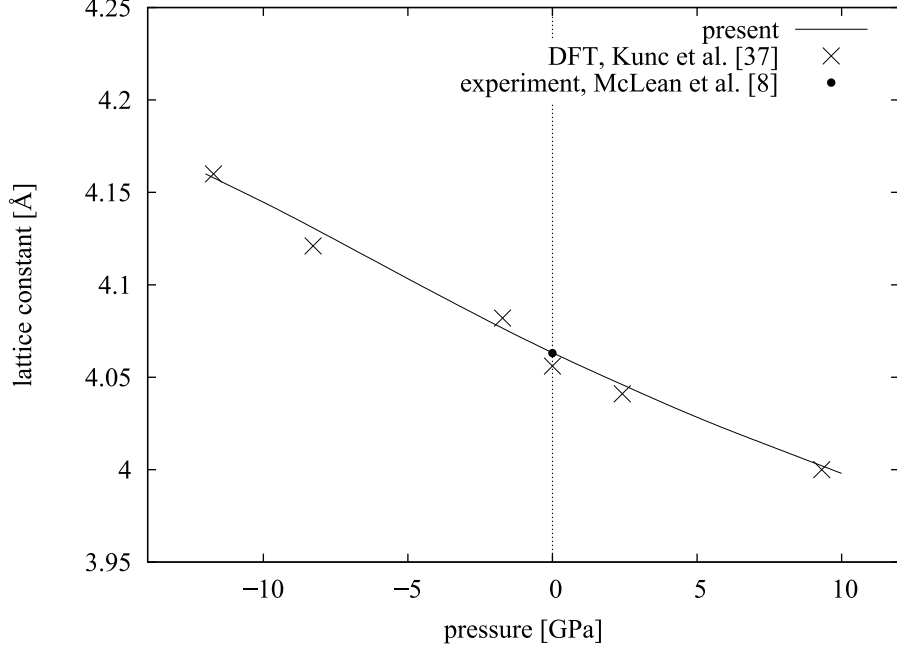


FIG. 1. Lattice constant a vs. pressure for $T = 0$.

modulus. On the basis of Refs.^{1,8} we obtained the value $\kappa_0 = 5.546 \times 10^{-12} \text{Pa}^{-1}$. As far as the Grüneisen coefficient is concerned, we assumed the value of $\gamma_D^0 = 2.95$, which is an average value from the data reported in Refs.⁹ and⁸. Then, the parameter q is assumed as $q = 0.8$, which is one of the possible values considered in Ref.³⁶. Regarding electronic properties, we assumed that the parameter $\gamma_F = 2/3 = \text{const.}$ in the whole temperature region, which corresponds to the free electron model. The electron density per atom is equal to $N_e/N = 1$. Taking into account the above input data, we calculated the normalized Fermi energy at 0K as $\tilde{E}_F^0 = 394$ and the exchange energy $\tilde{E}_{ex}^0 = -105$. Moreover, the \tilde{B} -parameter can be calculated on the basis of Eq. (50), and yields the value $\tilde{B} = 1109.5$.

Other theoretical parameters, which are necessary for further calculations, are connected with the coefficients in the expression for the elastic energy (Eq. (2)). They are treated as the fitting parameters in our theory. We found that the best fit is obtained for the following set of coefficients: $\tilde{C} = -8000$, $\tilde{D} = 200000$, $\tilde{E} = 1100000$ for $\varepsilon < 0$, and $\tilde{C} = -9000$, $\tilde{D} = 5000$, $\tilde{E} = 900000$ for $\varepsilon > 0$. These coefficients reflect the asymmetry of the elastic energy with respect to the sign of deformation ε . Finally, the r -coefficient in $g(T)$ - function (defined by Eq. (35)) is assumed as: $r = 0.0025$. Having the above set of start-

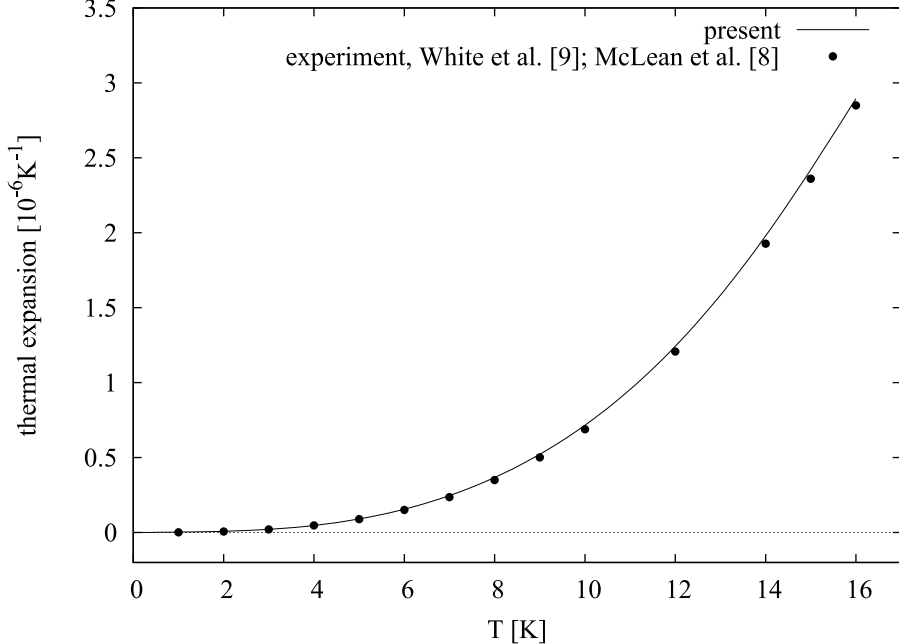


FIG. 2. Thermal volume expansivity of Au, α_p , in low temperature region.

ing parameters all thermodynamic properties can be calculated for arbitrary $T > 0$ and $p > 0$. For the gold crystal we explored the temperature range $0 \leq T < T_M$, where T_M is the melting temperature, and the pressure p was from the range up to several tens of GPa.

We start our calculations with the low-temperature region. In particular, for $T = 0$, on the basis of EOS the volume dependence vs. pressure can easily be obtained. Hence, the lattice constant a vs. p can be calculated. The result is presented in Fig. 1. We see from that figure that the present result fits well DFT (LDA) calculations³⁷. It also agrees with the experimental point for $p = 0$ and $T = 0$, namely $a_0 = 4.06 \text{\AA}^3$. It is worth mentioning that the slope of the curve at $(p = 0, T = 0)$ can be related to the isothermal compressibility κ_0 and well reproduces the experimental value $\kappa_0 = 5.546 \times 10^{-12} \text{Pa}^{-1}$.

In Fig. 2 the thermal volume expansivity of Au, α_p is plotted vs. T in the low-temperature region. The results are compared with the experimental data which have been averaged from two sources: Ref.⁹ and Ref.⁸. An excellent agreement of numerical results with the experimental points is seen.

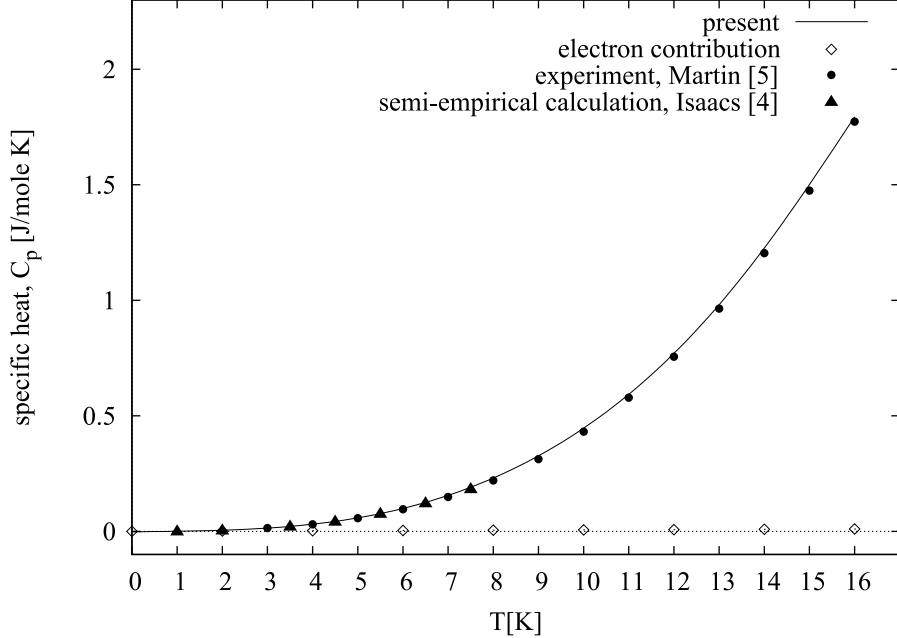


FIG. 3. Specific heat of Au at constant pressure, C_p , in low temperature region. By the diamond symbols the electron contribution to the specific heat is shown.

In Fig. 3 the specific heat at constant pressure is presented vs. temperature in the same low-temperature region ($T \lesssim 0.1 T_D^0$). The present result is compared with the experimental data from Ref.⁵. We also present there the results of calculations based on the semi-empirical formula: $C_p(T) = 0.729 \times T + 0.4504 \times T^3 - 0.00048 \times T^5$. This formula has been found in Ref.⁴ and reflects the anomalous behaviour of the specific heat (i.e., the negative coefficient at $\sim T^5$ term) in very low temperature region. From Fig. 3 one can conclude that the agreement of the theoretical results with the experimental data is very satisfactory. In this figure, by the diamond symbols the electron contribution to the calculated specific heat is also shown. This contribution is very small in the range of intermediate temperatures, however, it exceeds the phononic specific heat in the extremely low temperature region, namely when $T \leq 1.2$ K (at $T = 1.2$ K, $C_V^{el} = C_V^D \approx 7.6 \times 10^{-4}$ J/mole K). On the other hand, at $T = 16$ K the electron contribution constitutes only 0.56% of the total specific heat. Due to linear increase vs. temperature the electron fraction of the specific heat will increase again for very high temperatures, where the phononic part tends to saturate.

All calculations in the low-temperature region have been done on the basis of EOS in the form of Eq. (49). For higher temperatures, when $T \lesssim 0.16 T_D^0$, the appropriate EOS is given

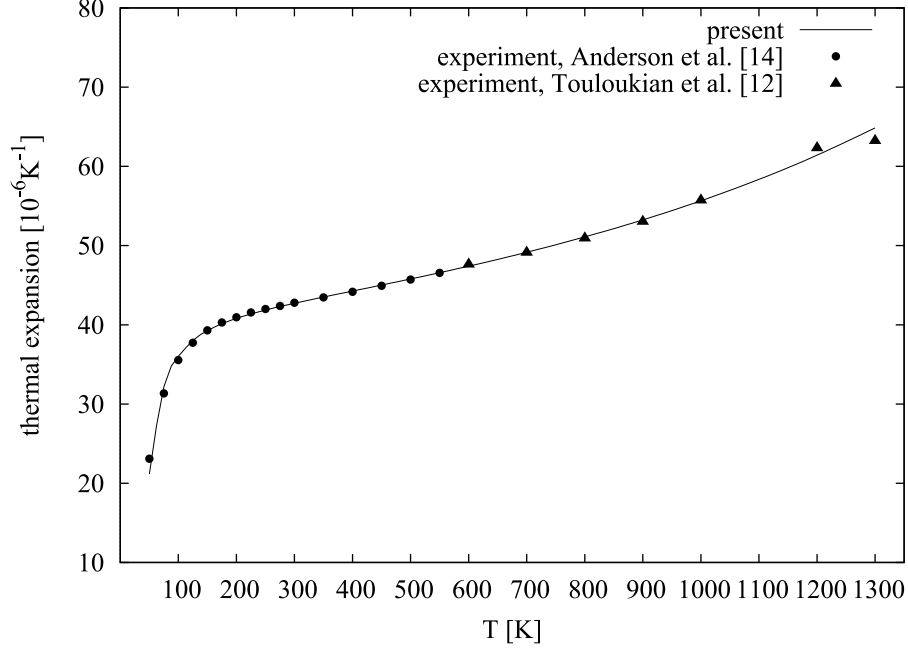


FIG. 4. Thermal volume expansivity of Au, α_p , vs. temperature ($p=0$).

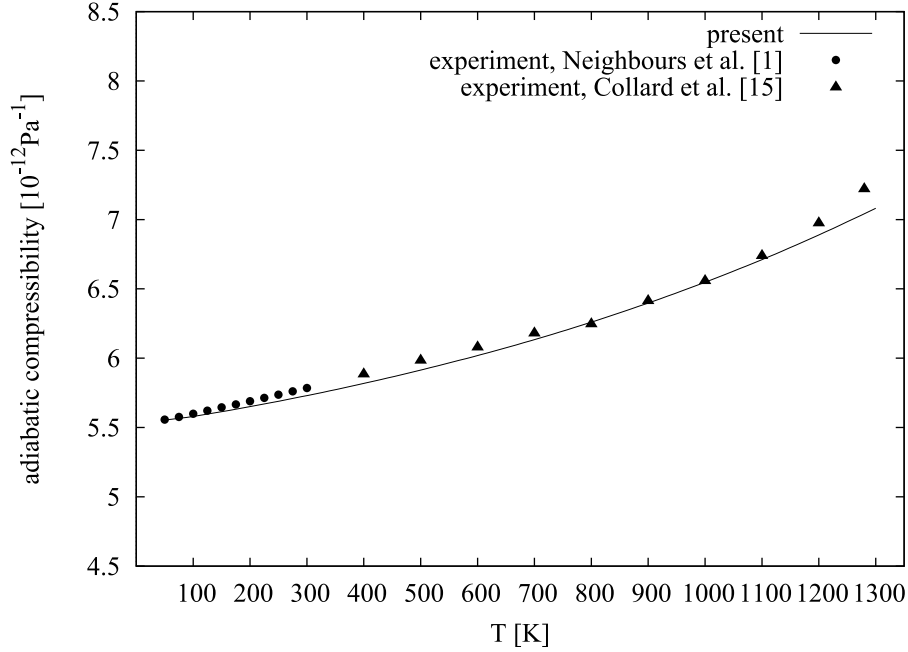


FIG. 5. Adiabatic compressibility of Au, κ_S , vs. temperature (ambient pressure).

by Eq. (51). Fig. 4 presents the thermal expansion coefficient vs. T in the range of high temperatures, limited by the melting temperature of bulk gold ($T_M \approx 1337\text{K}$ for $p = 0$ ⁵⁸). A comparison of calculations with the experimental data taken from Ref.¹⁴ and Ref.¹⁷ (after

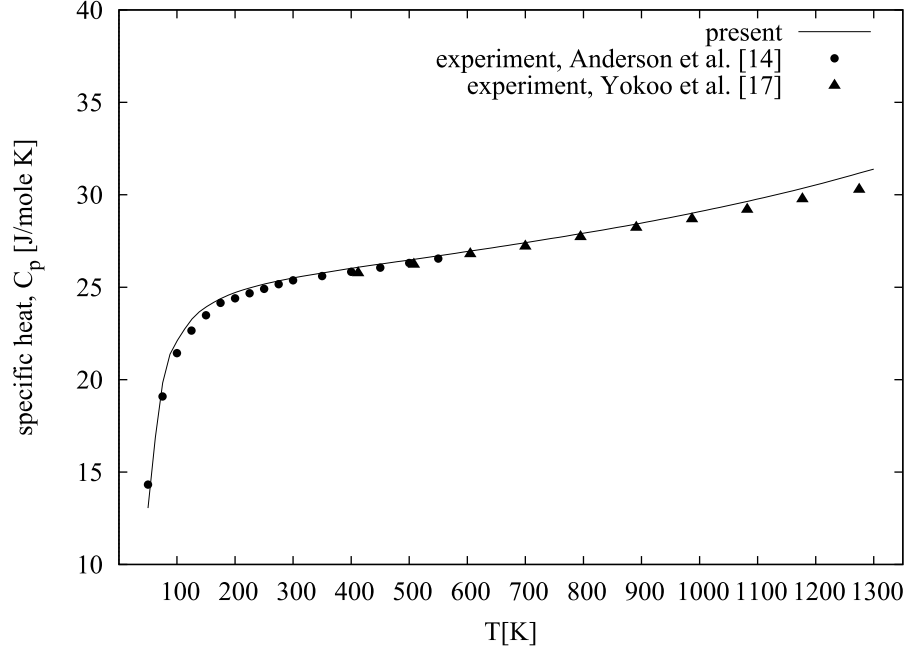


FIG. 6. Specific heat of Au at constant pressure, C_p , vs. temperature.

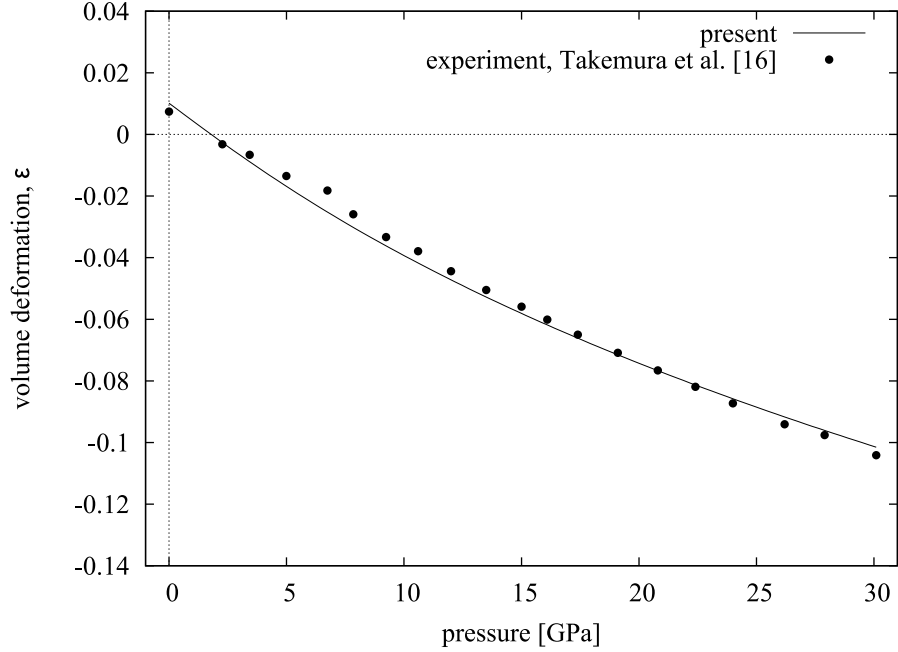


FIG. 7. Isotherm of Au (volume deformation ε vs. pressure p) for $T=300\text{K}$.

Ref.¹²⁾ is made. One can see that present result fits well both sets of experimental data, which have been obtained in different temperature regions. Moreover, for $T \rightarrow T_M$, the calculated thermal expansion coefficient shows better agreement with the experimental data

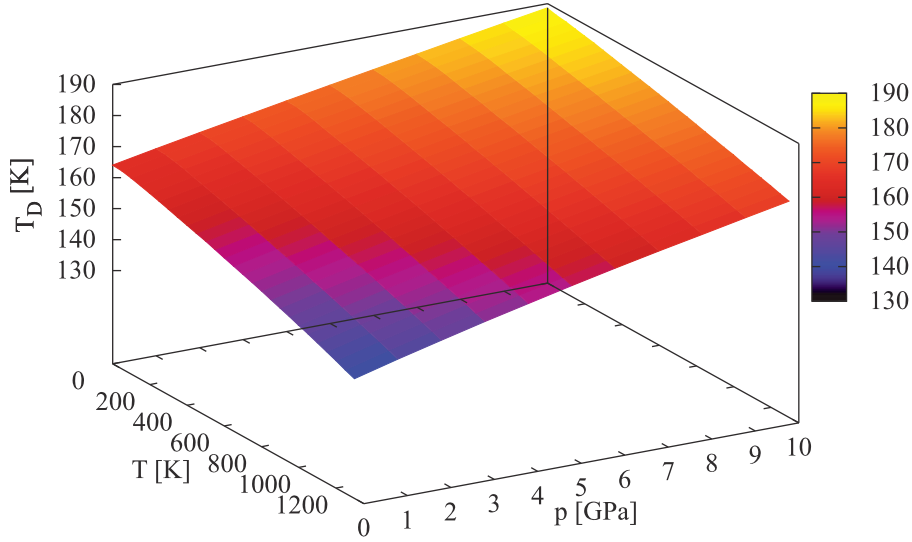


FIG. 8. (Color online) Debye temperature T_D as a function of pressure p and temperature T .

than, for instance, in Ref.³⁵.

Regarding compressibility, it should be said that in low-temperature region ($T \lesssim 16\text{K}$) it is almost constant ($\kappa_T \approx \kappa_S \approx \kappa_0$) and therefore has not been presented. Adiabatic compressibility vs. temperature in the high-temperature region is shown in Fig. 5. The numerical results are compared with the experimental data obtained in Refs.¹ and¹⁷ (after Ref.¹⁵). A satisfactory agreement between the present theory and experiment can be noted, although near the melting point some differences are more noticeable. The same remark can be made on Fig. 6, where the specific heat, C_p , is presented vs. temperature. In this case the numerical results are compared with the experimental data taken from Refs.¹⁴ and¹⁷ (after Ref.¹¹). One can see that the agreement between theory and experiment is worse for the highest temperatures, although the difference does not exceed $\approx 3\%$. In particular, for $T \rightarrow T_M$, the calculated specific heat is slightly higher than the experimental one. The same tendency has been observed in Ref.¹⁷. The electron contribution to the specific heat is too small to be presented in Fig. 6 as a separate curve. For instance, at temperatures 100 K, 500 K, 1000 K and 1300 K it amounts to $\approx 0.3\%$, 1.3% , 2.6% and 3.5% of the total specific heat, respectively.

The isotherm curve, describing the volume deformation vs. external pressure, is shown in Fig. 7. The constant temperature amounts to $T = 300$ K. The numerical calculations are compared with the experimental data which have been re-calculated from lattice constant measurements¹⁶. A non-linear decrease of ε vs. p can be noted, and the negative values of ε correspond to volume compression. The positive value of ε for $p = 0$, $\varepsilon \approx 0.01$, is connected with thermal expansion in the temperature range from $T = 0$ K (where $\varepsilon = 0$) up to $T = 300$ K. For higher pressures the calculations become less accurate. The similar discrepancy between theory and experiment for high pressures has been observed in Ref.³⁹.

In the last figure (Fig. 8) the Debye temperature is plotted as a function of two variables: pressure and temperature. The calculations are based on Eq. 8, whereas ε is calculated from EOS as a function of p and T . For $p = 0$ and $T = 0$ the Debye temperature starts from the value $T_D^0 = 164$ K and decreases when T increases. The dependence of T_D on p is just opposite; the increasing pressure causes increase of the Debye temperature. Such a behaviour allows to deduce that decrease of the Debye temperature can be obtained by increasing the atomic volume. This conclusion is in agreement with the experimental results of Ref.¹⁸, where the Debye temperature was calculated from Debye-Waller factor by an X-ray diffraction method, and a similar dependence has been reported. However, due to approximate expression for the elastic energy, and specific form of Eq. 8, some of details concerning the Debye temperature behaviour, like an anomaly at low temperatures^{10,20}, have not been reproduced in our calculations.

IV. SUMMARY AND FINAL CONCLUSIONS

In the paper we developed the self-consistent model for thermodynamic description of metallic systems. The idea presented in Ref.⁴⁵, where the Einstein model was combined with the elastic one, has been extended here for the Debye approximation. What is more, the electronic subsystem with its kinetic and exchange energy has been taken into account. The electronic energy has been considered in better approximation than in previous works^{27,31}. We have shown that the ground state (Fermi) energy, as well as the exchange energy, both

of them being volume dependent, can contribute to the electronic pressure. The regions of low and high temperatures are described by different EOS, however, the whole temperature range $0 \leq T < T_M$ has been covered by these equations. Contrary to Birch-Murnaghan equation of state, which presents only an isothermal description⁴⁶, in our EOS all of the variables (p , V , and T) are treated equivalently. The numerical results have been obtained for gold crystal showing satisfactory agreement with the experimental data, as well as with some DFT calculations. The difference between our results and the experimental data does not exceed $\approx 3\%$ for the best fit of theoretical parameters.

The greatest difference between the numerical results and experiment turns out to be near the melting point. A possible source of such inaccuracy is the Debye approximation. This approximation has been used for the sake of simplicity, however, it is rather coarse for the real systems at high temperatures. Another reason is that our starting point for the series expansion of elastic energy with respect to ε is ($T = 0$, $p = 0$). Thus, our theory is most applicable around the equilibrium point ($p = 0$, $T = 0$, and $\varepsilon = 0$). For the case of gold it is quite far from the melting point. For instance, in high-pressure equation of state (Birch-Murnaghan) $T_0 \approx 300$ K and $p_0 = 1$ bar has been assumed as a reference temperature and pressure point. In our case, expanding the range of pressures up to some extreme values would require higher order terms vs. ε and new fitting parameters in the elastic potential to be taken into account, as well as other necessary improvements on the presented approach. For instance, the assumption that the elastic coefficients B , C , D , etc., are constants in the whole temperature and pressure region is only an approximation. It has been shown that the elastic coefficients of gold are, to some extent, pressure² and temperature^{1,34} dependent. For the above reasons, the application of the method in its present form for the range of extreme pressures would be, in our opinion, rather limited in practice.

Similarly to other models leading to EOS, in our calculations we have used only a single variable ε for description of the volume elastic deformation. However, the approach can be generalized for anisotropic deformations (also including anisotropic external pressures). It should also be mentioned that our considerations are limited to the quasistatic processes and the shock-wave experiments cannot be described within this model.

In this paper the numerical calculations have been performed for the case of gold only. The analysis for another metal can be done analogously, whereas the numerical calculations of all thermodynamic properties should be performed simultaneously from one set of fitting parameters. Among these parameters there are characteristics of elastic potential (C , D , E , etc.), as well as other parameters (q , r) which form an unique set for a given metal. The best fitting of all curves to the experimental data means in practice multiple and time-consuming calculations. However, the numerical calculations and analysis of the properties for other metals is beyond the scope of present paper, which is mainly devoted to the detailed presentation of theoretical model.

In spite of the features mentioned above, in our opinion, the presented model can be useful for thermodynamic description of metallic systems. Its advantage follows from the fact that all thermodynamic properties can be found on the basis of one single expression: the Gibbs energy. Hence, the self-consistency of the theory is preserved and all thermodynamic relationships (like Grüneisen equation) are exactly fulfilled. As mentioned above, the model can be further improved when the volume deformation ε is treated as anisotropic quantity. On the other hand, the vibrational energy can be taken more accurately than in the Debye approximation, for instance, by better modelling of the phononic dispersion relations and density of states. Also, the electronic energy calculations would benefit from a more realistic model of band structure. For further improvement of the model, electron-phonon interaction might also be taken into account. Of course, such improvements will make the model more accurate, but, at the same time, more complicated for the practical use.

REFERENCES

- ¹J. R. Neighbours, G. A. Alers, Phys. Rev. **111**, 707 (1958).
- ²W. B. Daniels, and C. S. Smith, Phys. Rev. **111**, 713 (1958).
- ³J. E. Zimmerman and L. T. Crane, Phys. Rev. **126**, 513 (1962).
- ⁴L. L. Isaacs, J. Chem. Phys. **43**, 307 (1965).
- ⁵D. L. Martin, Phys. Rev. **141**, 576 (1966).
- ⁶L. H. Cohen, W. Clement, Jr., and G. C. Kennedy, Phys. Rev. **145**, 519 (1966).

- ⁷D. Skelskey and J. Van den Sype, J. Appl. Phys. **41**, 4750 (1970).
- ⁸K. O. McLean, C. A. Swenson and C. R. Rose, J. of Low Temp. Phys. **7**, 77 (1972).
- ⁹G. K. White, J. G. Collins, J. Low Temp. Phys. **7**, 43 (1972).
- ¹⁰J. W. Lynn, H. G. Smith, and R. M. Niclow, Phys. Rev. B **8**, 3493 (1973).
- ¹¹I. Barin and O. Knacke, *Thermophysical Properties of Inorganic Substances*, (Springer, 1973).
- ¹²Y. S. Touloukian, R. K. Kirby, R. E. Taylor, and P. D. Desai, in *Thermophysical Properties of Matter, The TPRC Data Series Vol. 12*, (Plenum, 1975).
- ¹³D. L. Heinz and R. Jeanloz, J. Appl. Phys. **55**, 885 (1984).
- ¹⁴O. L. Anderson, D. G. Isaak and S. Yamamoto, J. Appl. Phys. **65**, 1534 (1989).
- ¹⁵S. M. Collard and R. B. McLellan, Acta Metall. Mater. **39**, 3143 (1991).
- ¹⁶K. Takemura and A. Dewaele, Phys. Rev. B **78**, 104119 (2008).
- ¹⁷M. Yokoo, N. Kawai, K. G. Nakamura, K. Kondo, Y. Tange, and T. Tsuchiya, Phys. Rev. B **80**, 104114 (2009).
- ¹⁸K. Kusaba, T. Kikegawa, Solid State Comm. **149**, 371 (2009).
- ¹⁹Y. Hiki, J. F. Thomas, Jr., and A. V. Granato, Phys. Rev. **153**, 764 (1967).
- ²⁰R. P. Gupta, Phys. Rev. **174**, 714 (1968).
- ²¹J. Rosén and G. Grimvall, Phys. Rev. B **27**, 7199 (1983).
- ²²B. Sundqvist, J. Neve, Ö. Rapp, Phys. Rev. B **32**, 2200 (1985).
- ²³S.-M. Shim, T. S. Duffy, T. Kenichi, Earth and Planetary Science Letters **203**, 729 (2002).
- ²⁴S. K. Saxena, J. Phys. Chem. Solids **65**, 1561 (2004).
- ²⁵J. K. Baria, A. R. Jani, Physica B **328**, 317 (2003).
- ²⁶J. K. Baria, Czechoslovak J. Phys. **54**, 575 (2004).
- ²⁷C. W. Greeff and M. J. Graf, Phys. Rev. B **69**, 054107 (2004).
- ²⁸B. K. Godwal and R. Jeanloz, Phys. Rev. B **40**, 7501 (1989).
- ²⁹J. A. Moriarty, High Pressure Res. **13**, 343 (1995).
- ³⁰J. C. Boettger, Phys. Rev. B **67**, 174107 (2003).
- ³¹P. Souvatzis, A. Delin, O. Eriksson, Phys. Rev. B **73**, 054110 (2006).
- ³²J. Boettger, K.G. Honnell, J.H. Peterson, C. Greeff and S. Crockett, AIP Conf. Proc. **1426**, 812 (2012).
- ³³J.-X. Sun, L.-C. Cai, Q. Wu, and K. Jin, Phys. Scr. **88**, 035005 (2013).

- ³⁴J. Garai and A. Laugier, *J. Appl. Phys.* **101**, 023514 (2007).
- ³⁵Q. Brian, S. K. Bose, R. C. Shukla, *J. Phys. Chem. Solids* **69**, 168 (2008).
- ³⁶M. Matsui, *J. Phys.: Conf Series* **215**, 012197 (2010).
- ³⁷K. Kunc and K. Syassen, *Phys. Rev. B* **81**, 134102 (2010).
- ³⁸K. Jin, Q. Wu, H. Geng, X. Li, L. Cai, and X. Zhou, *High Pressure Research* **31**, 560 (2011).
- ³⁹A. Karbasi, S. K. Saxena, R. Hrubiak, *CALPHAD: Computer Coupling of Phase Diagram and Thermochemistry* **35**, 72 (2011).
- ⁴⁰T. S. Sokolova, P. I. Dorogokupets, K. D. Litasov, *Russian Geology and Geophysics* **54**, 181 (2013).
- ⁴¹C. M. Cobley, J. Chen, E. Ch. Cho, L. W. Wang, and Y. Xia, *Chem. Soc. Rev.* **40**, 44 (2011).
- ⁴²G. C. Bond, in *Gold nanoparticles for physics, chemistry and biology*, edited by C. Louis, O. Pluchery (Imperial College Press, 2012).
- ⁴³Y.-J. Guo, G.-M. Sun, L. Zhang, Y.-J. Tang, J.-J. Luo, P.-H. Yang, *Sensors and Actuators B* **191**, 741 (2014).
- ⁴⁴A. Otero-de-la-Roza, D. Abbasi-Pérez, V. Luaña, *Computer Phys. Commun.* **182**, 2232 (2011).
- ⁴⁵T. Balcerzak, K. Szałowski, and M. Jaščur, *J. Phys. Condens. Matter* **22**, 425401 (2010).
- ⁴⁶D. C. Wallace, *Thermodynamic of Crystals*, (J. Wiley, 1972).
- ⁴⁷P. I. Dorogokupets and A. Dewaele, *High Pressure Res.* **27**, 431 (2007).
- ⁴⁸P. I. Dorogokupets, *Phys. Chem. Miner.* **37**, 677 (2010).
- ⁴⁹A. R. Oganov and P. I. Dorogokupets, *J. Phys. Condens. Matter* **16**, 1351 (2004).
- ⁵⁰P. I. Dorogokupets and A. R. Oganov, *Doklady Earth Sciences* **395**, 238 (2004).
- ⁵¹W. B. Holzapfel, *High Pressure Res.* **25**, 187 (2005).
- ⁵²M. H. G. Jacobs and B. H. W. S. de Jongh, *Phys. Chem. Minerals* **32**, 614 (2005).
- ⁵³D. Zhang and J.-X. Sun, *Chin. Phys. B* **21**, 080508 (2012).
- ⁵⁴E. Grüneisen, *Ann. Phys.* **344**, 257 (1912).
- ⁵⁵E. Grüneisen, *Handbuch der Physik*, (Springer, 1926).
- ⁵⁶A. E. Dubinov, and A. A. Dubinova, *Technical Physics Letters* **34**, 999 (2008).
- ⁵⁷M. Suffczyński, *Electrons in Solids*, (Polish Academy of Sciences, Institute of Physics, Ossolineum, 1985).

⁵⁸ *CRC Handbook of Chemistry and Physics 1913-1995, 75th edition*, edited by D. R. Linde (CRC Press, 1994).