

S3T stability of the homogeneous state of barotropic beta-plane turbulence

NIKOLAOS A. BAKAS, NAVID C. CONSTANTINOU* AND PETROS J. IOANNOU

Department of Physics, National and Kapodistrian University of Athens, Athens, Greece

ABSTRACT

Zonal jets and non-zonal large-scale flows are often present in forced-dissipative barotropic turbulence on a beta-plane. The dynamics underlying the formation of both zonal and non-zonal coherent structures is investigated in this work within the statistical framework of Stochastic Structural Stability Theory (S3T). Previous S3T studies have shown that the homogeneous turbulent state undergoes a bifurcation at a critical parameter and becomes inhomogeneous with the emergence of zonal and/or large-scale non-zonal flows and that these statistical predictions of S3T are reflected in direct numerical simulations. In this paper, we study the dynamics underlying the S3T statistical instability of the homogeneous state as a function of parameters. It is shown that for weak planetary vorticity gradient, β , both zonal jets and non-zonal large-scale structures form from upgradient momentum fluxes due to shearing of the eddies by the emerging infinitesimal flow. For large β , the dynamics of the S3T instability differs for zonal and non-zonal flows but in both the destabilizing vorticity fluxes decrease with increasing β . Shearing of the eddies by the mean flow continues to be the mechanism for the emergence of zonal jets while non-zonal large-scale flows emerge from resonant and near resonant triad interactions between the large-scale flow and the stochastically forced eddies. The relation between the formation of large-scale structure through modulational instability and the S3T instability of the homogeneous state is also investigated and it is shown that the modulational instability results are subsumed by the S3T results.

1. Introduction

Atmospheric turbulence is commonly observed to be organized into slowly varying large-scale structures such as zonal jets and coherent vortices. Prominent examples are the banded jets and the Great Red Spot in the Jovian atmosphere (Ingersoll 1990; Vasavada and Showman 2005). Laboratory experiments as well as direct numerical simulations of turbulent flows have shown that these coherent structures appear and persist for a very long time despite the presence of eddy mixing (Vallis and Maltrud 1993; Weeks et al. 1997; Read et al. 2004; Espa et al. 2010; Di Nitto et al. 2013).

A model that exhibits many aspects of turbulent self-organization into coherent structures yet is simple enough to extensively investigate, is a barotropic flow on the surface of a rotating planet or on a beta-plane with turbulence sustained by random stirring. Numerical simulations of this model have shown that robust zonal jets coexist with large-scale westward propagating coherent waves (Sukoriansky et al. 2008; Galperin et al. 2010). These waves were found to either obey a Rossby wave dispersion, or

form non-dispersive packets that are referred to as satellite modes (Danilov and Gurarie 2004) or zonons (Sukoriansky et al. 2008). In addition, the formation of these coherent structures was shown to be a bifurcation phenomenon. As the energy input of the stochastic forcing is increased, the flow bifurcates from a turbulent, spatially homogeneous state to a state in which zonal jets and/or non-zonal coherent structures emerge and are maintained by turbulence (Bakas and Ioannou 2013a; Constantinou et al. 2014). In this work, we will address the eddy–mean flow dynamics underlying the emergence of both zonal and non-zonal structures.

Since organization of turbulence into coherent structures involves complex nonlinear interactions among a large number of degrees of freedom, which erratically contribute to the maintenance of the large-scale structure, an attractive approach is to study the statistical state dynamics (SSD) of the turbulent flow, rather than single realizations of the turbulent field. Recently, the SSD of barotropic and baroclinic atmospheres has been studied by truncating the infinite hierarchy of cumulant equations to second order. Stochastic Structural Stability Theory (S3T) is such a second order Gaussian approximation of the full SSD, in which the third cumulant is parameterized as the sum of a known correlation function and a dissipation term (Farrell and Ioannou 2003). This is equivalent to a parametrization

*Corresponding author address: Navid Constantinou, University of Athens, Department of Physics, Section of Astrophysics, Astronomy and Mechanics, Build IV, Office 32, Panepistimiopolis, 15784 Zografos, Athens, Greece.

E-mail: navidcon@phys.uoa.gr

of the eddy–eddy nonlinearity as random forcing with the required dissipation to remove the energy injected by the forcing. Such a representation is strongly supported by the results of previous studies. Linear inverse modeling studies showed that this parametrization is the best linear representation of the eddy–eddy nonlinear interactions in planetary turbulence (DelSole and Farrell 1996; DelSole 1996; DelSole and Hou 1999; DelSole 2004), while earlier studies have shown that the turbulent transport properties (heat and momentum fluxes) of the midlatitude transient climatology are accurately obtained as the stochastic response of the large-scale flow to stochastic forcing (Farrell and Ioannou 1994, 1995; Whitaker and Sardeshmukh 1998; Zhang and Held 1999). In addition, Bouchet et al. (2013) have shown that in the limit of weak forcing and dissipation, the formal asymptotic expansion of the probability density function of the Euler equations around a mean flow that is assumed to only have a singular spectrum of modes, comprises of the second order S3T closure with an additional stochastic term forcing the mean flow. Therefore, S3T formally describes the statistical equilibrium mean flow and the eddy statistics in this case, as the additional stochastic term only produces fluctuations around this statistical equilibrium. Similar to the S3T closure of the full SSD is the CE2 closure in which the third order cumulant is neglected without parameterization (Marston et al. 2008; Marston 2010, 2012; Tobias and Marston 2013). It has been shown that the predictions of S3T (or CE2) simulations are reflected in corresponding nonlinear simulations (O’Gorman and Schneider 2007; Srinivasan and Young 2012; Tobias and Marston 2013; Constantinou et al. 2014).

The second order closure results in a nonlinear, autonomous dynamical system that governs the evolution of the mean flow and its consistent second order perturbation statistics. Its fixed points define statistical equilibria, whose instability brings about structural reconfiguration of the mean flow and of the turbulent statistics. Previous studies employing S3T addressed the bifurcation from a homogeneous turbulent regime to a jet forming regime in barotropic beta-plane turbulence and identified the emerging jet structures as linearly unstable modes to the homogeneous turbulent state equilibrium (Farrell and Ioannou 2003, 2007; Bakas and Ioannou 2011; Srinivasan and Young 2012; Parker and Krommes 2013, 2014). The stability analysis of the homogeneous equilibrium was further advanced with the introduction of the continuum formulation in S3T theory by Srinivasan and Young (2012) who derived a compact analytic expression for the growth rate and frequency of the unstable structures. Interestingly, Carnevale and Martin (1982) using field theoretic techniques have arrived at the same stability equation for the statistical description of fluctuations about a homogeneous state.

Comparisons of the jet structure predicted by S3T theory with direct numerical simulations have shown that the

structure of zonal flows that emerge in the nonlinear simulations can be predicted by S3T (Srinivasan and Young 2012; Tobias and Marston 2013; Constantinou et al. 2014). However, Srinivasan and Young (2012) found quantitative differences between the predictions of S3T regarding the bifurcation diagram for the emergence of jets and the corresponding diagram obtained from the nonlinear simulations, calling into question the validity of the S3T (or CE2) approximations when the mean flow is very weak. Constantinou et al. (2014) demonstrated that this discrepancy was due to the prior emergence of non-zonal coherent structures that modified the background equilibrium spectrum and showed that S3T predictions were accurate when this modification in the background spectrum was accounted for.

The non-zonal structures were treated in these studies as incoherent due to the assumption that the ensemble average over the forcing realizations is equivalent to a zonal average and therefore their emergence and effect on the jet dynamics could not be directly addressed. By making the alternative interpretation of the ensemble mean as a Reynolds average over the fast turbulent motions that was introduced in earlier studies of atmospheric blocking (Bernstein 2009; Bernstein and Farrell 2010), Bakas and Ioannou (2013a, 2014) addressed the emergence of the non-zonal coherent structures in barotropic beta-plane turbulence in terms of the parameters $\beta^* = \beta / (rL_f^{-1})$ and $\varepsilon^* = \varepsilon / (r^3L_f^2)$, where β is the gradient of the planetary vorticity, L_f the length-scale of the forcing, ε the energy input rate of the forcing and $1/r$ the dissipation time-scale. Characteristic values of these parameters for the Earth’s midlatitude atmosphere and oceans and the Jovian atmosphere are given in Table 1. It was found that for isotropic forcing the homogeneous statistical equilibrium becomes unstable when the energy input rate exceeds a critical value ε_c^* that depends on β^* as shown in the stability regime diagram in Fig. 1. In marginally unstable flows with $\beta^* \ll 1$ zonal jets first emerge, while for $\beta^* \gg 1$ westward propagating non-zonal structures first emerge and equilibrate to finite-amplitude traveling waves. At larger energy input rates, the finite-amplitude non-zonal traveling states are unstable and the flow equilibrates to mixed zonal jet–traveling wave states that consist of strong zonal jets with weaker traveling non-zonal structures embedded in them. These predictions of the S3T stability analysis were verified by direct numerical simulations of turbulent barotropic flow (Bakas and Ioannou 2014).

The S3T dynamics that underlie the formation of large-scale structure cannot depend on turbulent anisotropic inverse cascade processes because local in wavenumber space eddy–eddy interactions are absent in S3T. In S3T, large-scale structure emerges from a cooperative instability arising from the non-local in wavenumber space interaction between the large-scale mean flow and the forced, small-scale turbulent eddies. The eddy–mean flow dynamics of

TABLE 1. Typical parameter values for geophysical flows. The typical forcing length scale is taken as the deformation radius in each geophysical setting.

	$1/k_f$ [km]	$1/r$ [day(= 24h)]	U_{rms} [$m s^{-1}$]	β [$10^{-11} m^{-1} s^{-1}$]	ε [$m^{-2} s^{-3}$]	β^*	ε^*
Earth's atmosphere	1000	10	15	1.6	2×10^{-3}	15	1300
Earth's ocean	20	100	0.1	1.6	10^{-9}	3	1600
Jovian atmosphere	1000	1500	50	0.35	0.5×10^{-5}	450	4×10^7

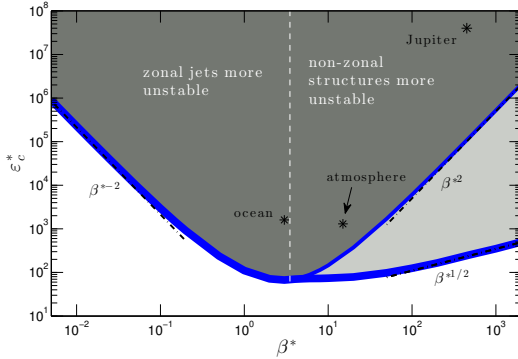


FIG. 1. The critical energy input rate ε_c^* for the emergence of either zonal or non-zonal large-scale structure (thick solid line) and the critical ε^* for the emergence of zonal jets (solid line) as a function of the non-dimensional planetary vorticity gradient, β^* , when the stochastic forcing is isotropic. Jets or non-zonal structures emerge with the least energy input for $\beta_{min}^* \approx 3.5$. For $\beta^* \gg 1$ the critical input rate for the emergence of jets increases as $\varepsilon_c^* \sim \beta^{*2}$ and as $\varepsilon_c^* \sim \beta^{*1/2}$ for the emergence of non-zonal structures. In the light shaded region only non-zonal coherent structures emerge, while in the dark shaded region both zonal jets and non-zonal coherent structures emerge. In the region $\beta^* < \beta_{min}^*$ (the shaded region to the left of the dashed line) zonal jets have larger growth rate, while in $\beta^* > \beta_{min}^*$ non-zonal structures have the larger growth rate. Parameter values for the Earth's atmosphere, Earth's ocean and Jupiter's atmosphere are marked with stars.

this cooperative instability has been investigated by Bakas and Ioannou (2013b) for the case of zonal jet emergence in the limit of $\beta^* \ll 1$. It was shown that shear straining of the small-scale eddies by the local shear of an infinitesimal sinusoidal zonal jet, as described by Orr dynamics in a beta-plane, produces upgradient fluxes that intensify the zonal jet. In this work we will extend the study of this cooperative eddy-mean flow instability to address not only zonal jet formation but also formation of non-zonal coherent structures and also we will address the formation of coherent structures for a wide range of values of β^* . We will show that for $\beta^* \ll 1$ the eddy-mean flow dynamics of non-zonal structures is also dominated by shearing of the eddies, whereas for $\beta^* \gg 1$ resonant and near resonant interactions play an important role in the dynamics. The importance of near-resonant interactions in the formation of large-scale flows has been previously discussed by Lee and Smith (2007). However, this effect is rigorously

quantified in this work. Finally, we will discuss the connection between the modulational instability of plane Rossby waves (Lorenz 1972; Gill 1974) and the S3T stability of the homogeneous turbulent equilibrium.

This paper is organized as follows: In section 2 we derive the S3T system for a barotropic flow and the resulting eigenvalue problem addressing the stability of the homogeneous statistical equilibrium. In section 3 we transform the eigenvalue problem in a rotated frame of reference, so that the formation of zonal jets and non-zonal structures can be studied under a uniform framework. In section 4 we identify the eddy-mean flow dynamics underlying the S3T instability for isotropic stochastic forcing and in section 5 we study the effect of the forcing anisotropy to the S3T instability. The results are summarized in sections 6 and 7.

2. Formulation of S3T dynamics and emergence of non-zonal coherent structures

Consider a barotropic flow on an infinite beta-plane with x and y Cartesian coordinates along the zonal and the meridional direction respectively and with planetary vorticity gradient, $\beta = (0, \beta)$. The non-divergent velocity field with (x, y) components (u, v) is expressed in terms of the streamfunction, ψ , as $\mathbf{u} = \hat{\mathbf{z}} \times \nabla \psi$, where $\hat{\mathbf{z}}$ is the unit vector normal to the plane of the flow. The vorticity of the fluid $\zeta = \partial_x v - \partial_y u = \Delta \psi$, with $\Delta \equiv \partial_{xx}^2 + \partial_{yy}^2$, evolves as:

$$\partial_t \zeta + J(\psi, \zeta + \beta \cdot \mathbf{x}) = -r\zeta + \sqrt{\varepsilon} \xi, \quad (1)$$

where $\mathbf{x} = (x, y)$ and J is the two dimensional Jacobian, $J(A, B) \equiv (\partial_x A)(\partial_y B) - (\partial_y A)(\partial_x B)$. The flow is dissipated with linear damping at a rate r , which typically models Ekman drag in planetary atmospheres. Turbulence is maintained by the external stochastic forcing, ξ , which models exogenous processes, such as turbulent convection or energy injected by baroclinic instability. We assume that $\sqrt{\varepsilon} \xi(\mathbf{x}, t)$ is a temporally delta-correlated and spatially homogeneous random stirring that injects energy at a rate ε . We non-dimensionalize (1) using the dissipation timescale $1/r$ and the typical length-scale of the stochastic excitation, L_f . In these units $\zeta^* = \zeta/r$, $\psi^* = \psi/(rL_f^2)$, $\beta^* = \beta/(rL_f^{-1})$, $\varepsilon^* = \varepsilon/(r^3L_f^2)$, $\xi^* = \xi/(r^{1/2}L_f^{-1})$ and $r^* = 1$ where the asterisks denote non-dimensional variables and we hereafter drop the asterisks for simplicity.

In order to construct the S3T dynamical system in the continuous formulation of [Srinivasan and Young \(2012\)](#) we proceed as follows:

1. The averaged fields, denoted with upper case letters, are calculated by taking a time average, denoted with $\mathcal{T}[\bullet]$, over an intermediate time scale, larger than the time scale of the turbulent motions but smaller than the time scale of the large-scale motions. Deviations from the mean (eddies) are denoted with dashes and lower case letters. For example the vorticity field is split as $\zeta = Z + \zeta'$, where $Z = \mathcal{T}[\zeta]$. The equations for the mean and the eddies that derive from (1) are:

$$\partial_t Z + J(\Psi, Z + \beta \cdot \mathbf{x}) = -\mathcal{T}[J(\psi', \zeta')] - Z, \quad (2a)$$

$$\partial_t \zeta' = \mathcal{A}(\mathbf{U}) \zeta' + f_{\text{NL}} + \sqrt{\varepsilon} \xi, \quad (2b)$$

where

$$\mathcal{A}(\mathbf{U}) \equiv -\mathbf{U} \cdot \nabla + [(\Delta \mathbf{U}) \cdot \nabla + \hat{\mathbf{z}} \cdot (\beta \times \nabla)] \Delta^{-1} - 1, \quad (3)$$

is the linear perturbation operator about the instantaneous mean flow $\mathbf{U} = \hat{\mathbf{z}} \times \nabla \Psi$ and $f_{\text{NL}} \equiv \mathcal{T}[J(\psi', \zeta')] - J(\psi', \zeta')$. Neglecting the nonlinear term f_{NL} in (2b) we obtain the quasi-linear system:

$$\partial_t Z + J(\Psi, Z + \beta \cdot \mathbf{x}) = -\mathcal{T}[J(\psi', \zeta')] - Z, \quad (4a)$$

$$\partial_t \zeta' = \mathcal{A}(\mathbf{U}) \zeta' + \sqrt{\varepsilon} \xi. \quad (4b)$$

2. The quasi-linear system (4) under the ergodic assumption that the time average over the intermediate time scale is equal to an ensemble average produces the S3T system:

$$\partial_t C + J(\Psi, C + \beta \cdot \mathbf{x}) = \mathcal{R}(C) - C, \quad (5a)$$

$$\partial_t C = [\mathcal{A}_a(\mathbf{U}) + \mathcal{A}_b(\mathbf{U})] C + \varepsilon Q, \quad (5b)$$

with C the ensemble mean eddy-vorticity spatial covariance between points \mathbf{x}_a and \mathbf{x}_b ,

$$C(\mathbf{x}_a, \mathbf{x}_b, t) = \langle \zeta'(\mathbf{x}_a, t) \zeta'(\mathbf{x}_b, t) \rangle, \quad (6)$$

Q the spatial covariance of the delta-correlated and spatially homogeneous forcing, defined by

$$\langle \xi(\mathbf{x}_a, t_1) \xi(\mathbf{x}_b, t_2) \rangle = Q(\mathbf{x}_a - \mathbf{x}_b) \delta(t_1 - t_2), \quad (7)$$

and $\mathcal{R}(C) \equiv \langle J(\psi', \zeta') \rangle = \mathcal{T}[J(\psi', \zeta')]$ the ensemble mean vorticity forcing of the large scales by the eddy field, given by:

$$\mathcal{R}(C) \equiv -\nabla \cdot \left[\frac{\hat{\mathbf{z}}}{2} \times (\nabla_a \Delta_a^{-1} + \nabla_b \Delta_b^{-1}) C \right]_{\mathbf{x}_a = \mathbf{x}_b}. \quad (8)$$

The subscript a (or b) in the operators indicates that the coefficients of the operator are evaluated on a (or b) and that the operator acts only on the variable \mathbf{x}_a (or \mathbf{x}_b). The subscript $\mathbf{x}_a = \mathbf{x}_b$ indicates that any function of \mathbf{x}_a and \mathbf{x}_b is evaluated at the same point, $\mathbf{x}_a = \mathbf{x}_b$.

The S3T system (5) is a closure of the statistical dynamics of (2) at second order. Being autonomous it may possess statistical equilibria (Z^e, C^e), the stability of which is addressed by considering small perturbations ($\delta Z, \delta C$) and performing an eigenanalysis of the linearized S3T equations about these equilibria.

For any spatially homogeneous forcing, Q , there is always the homogeneous S3T equilibrium

$$Z^e = 0, \quad C^e = \frac{\varepsilon}{2} Q, \quad (9)$$

with no mean flow and a homogeneous eddy field, i.e., with a translationally invariant covariance, $C^e(\mathbf{x}_a - \mathbf{x}_b)$. The stability of the homogeneous equilibrium (9) is determined from eigenanalysis of the linearized S3T equations about this equilibrium:

$$\partial_t \delta Z + J(\delta \Psi, \beta \cdot \mathbf{x}) = \mathcal{R}(\delta C) - \delta Z, \quad (10a)$$

$$\partial_t \delta C = (\mathcal{A}_a^e + \mathcal{A}_b^e) \delta C + (\delta \mathcal{A}_a + \delta \mathcal{A}_b) C^e, \quad (10b)$$

with $\mathcal{A}^e \equiv \hat{\mathbf{z}} \cdot (\beta \times \nabla) \Delta^{-1} - 1$ (obtained by setting $U^e = 0$ in (3)) and $\delta \mathcal{A} \equiv \mathcal{A}(\delta \mathbf{U}) - \mathcal{A}^e$. It can be shown from (10) that the homogeneous equilibrium is S3T stable for $0 \leq \varepsilon < \varepsilon_c$ and becomes unstable when ε exceeds the critical value ε_c that depends on β and on the structure of Q . In this work we focus our analysis close to the instability threshold $\varepsilon \approx \varepsilon_c$ and identify the physical processes underlying the S3T instability. We follow [Srinivasan and Young \(2014\)](#) and consider a ring stochastic forcing of waves of total wavenumber $k = |\mathbf{k}|=1$, with power spectrum¹:

$$\hat{Q}(\mathbf{k}) = 4\pi \delta(k-1) \mathcal{G}(\gamma), \quad (11)$$

where

$$\mathcal{G}(\gamma) = 1 + \mu \cos(2\gamma), \quad (12)$$

with $\gamma = \arctan(k_y/k_x)$ and $\mathbf{k} = (k_x, k_y)$. The parameter μ modulates the anisotropy of the spectrum of the forcing and takes values $|\mu| \leq 1$ in order that the spectrum is everywhere positive and therefore physically realizable. Example realizations of the spatial structure of stochastic excitations at different μ are shown in Fig. 2. When $\mu = 0$, the forcing is isotropic and could model the forcing of the Jovian atmosphere at cloud level from turbulent convection. When $\mu > 0$, the stochastic excitation favors small

¹The power spectrum of a spatially homogeneous covariance is the Fourier transform of the covariance:

$$\hat{Q}(\mathbf{k}) = \iint_{-\infty}^{+\infty} Q(\mathbf{x}_a - \mathbf{x}_b) e^{-i\mathbf{k} \cdot (\mathbf{x}_a - \mathbf{x}_b)} d^2(\mathbf{x}_a - \mathbf{x}_b).$$

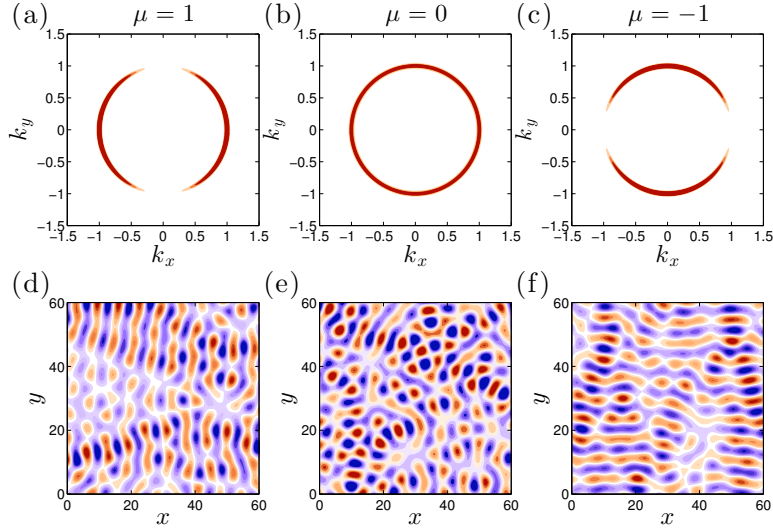


FIG. 2. Top panels: the forcing covariance spectrum, $\hat{Q}(\mathbf{k}) = 4\pi \delta(k-1) [1 + \mu \cos(2\gamma)]$, for (a) $\mu = 1$, (b) $\mu = 0$ and (c) $\mu = -1$ (the support of the delta function is represented as a thin ring). Bottom panels: contours of the vorticity field induced by a realization of the stochastic forcing for (d) $\mu = 1$, (e) $\mu = 0$ and (f) $\mu = -1$.

$|k_y|$ Fourier components as the baroclinic forcing of the upper-level jet in the midlatitude atmosphere. When $\mu < 0$, the forcing favors the almost zonal Fourier components around $k_x = 0$.

3. Emergence of non-zonal structures as zonal flows in a rotated frame

The eigenfunctions of the S3T stability equations (10) are specified by their two components: the mean flow component $\delta\tilde{Z} e^{\sigma t}$, and the covariance component $\delta\tilde{C} e^{\sigma t}$. Because the stability equations (10) are linearized about the homogeneous equilibrium (9), the eigenfunction structure simplifies significantly and assumes the form:

$$\delta\tilde{Z}(\mathbf{x}) = e^{i\mathbf{n}\cdot\mathbf{x}}, \quad (13a)$$

$$\delta\tilde{C}(\mathbf{x}_a, \mathbf{x}_b) = \tilde{C}_{\mathbf{n}}^{(h)}(\mathbf{x}_a - \mathbf{x}_b) e^{i\mathbf{n}\cdot(\mathbf{x}_a + \mathbf{x}_b)/2}, \quad (13b)$$

where $\mathbf{n} = (n_x, n_y)$ is the wavevector that characterizes the eigenfunction and $\tilde{C}_{\mathbf{n}}^{(h)}(\mathbf{x}_a - \mathbf{x}_b)$ is the homogeneous component of the covariance eigenfunction. The mean flow component of each eigenfunction has the form of a zonal flow when $n_x = 0$ and of a non-zonal flow when $n_x \neq 0$. However, non-zonal mean flow perturbations can be rendered zonal through a rotation of the frame of reference.

For an eigenfunction with wavenumber \mathbf{n} , clockwise rotation of the axes by an angle $\varphi = \arctan(n_x/n_y)$ transforms the components of \mathbf{n} to:

$$n'_x = n_x \cos \varphi - n_y \sin \varphi = 0, \quad n'_y = n_x \sin \varphi + n_y \cos \varphi = n, \quad (14)$$

with $n = |\mathbf{n}|$ and the components of the planetary vorticity gradient to $\beta = (-\beta \sin \varphi, \beta \cos \varphi)$. Correspondingly, in

the rotated frame the eigenfunction has only the mean flow component $\delta\tilde{U}(y')$, which is of the form of a zonal jet in the x' direction (i.e. the wavevector \mathbf{n} has zero x' component, cf. Fig. 3), and $\delta\tilde{Z} = -\partial_{y'} \delta\tilde{U}$. The eigenvalue problem (10) about the homogeneous equilibrium transforms to:

$$\sigma \partial_{y'} \delta\tilde{U} = -\beta \sin \varphi \delta\tilde{U} - \partial_{y'} \delta\tilde{U} + \partial_{y'} (\delta \langle v' \zeta' \rangle), \quad (15a)$$

$$\sigma \delta\tilde{C} = (\mathcal{A}_a^{e'} + \mathcal{A}_b^{e'}) \delta\tilde{C} + (\delta\mathcal{A}'_a + \delta\mathcal{A}'_b) C^{e'}, \quad (15b)$$

with $\mathcal{A}^{e'} \equiv -(\beta \sin \varphi \partial_{y'} + \beta \cos \varphi \partial_{x'}) \Delta^{-1} - 1$ and $\delta\mathcal{A}' = -\delta\tilde{U} \partial_{x'} + (\partial_{y'}^2 \delta\tilde{U}) \partial_{x'} \Delta^{-1}$. $C^{e'}$ is the equilibrium covariance in the rotated frame defined as $C^{e'}(x'_a - x'_b, y'_a - y'_b) = C^e(x_a - x_b, y_a - y_b)$, where (x'_a, y'_a) are the components of \mathbf{x}_a in the rotated frame. The perturbation vorticity flux $\delta \langle v' \zeta' \rangle$ is given in terms of $\delta\tilde{C}$ as:

$$\delta \langle v' \zeta' \rangle = \left[\frac{1}{2} (\Delta_a^{-1} \partial_{x'_a} + \Delta_b^{-1} \partial_{x'_b}) \delta\tilde{C} \right]_{\mathbf{x}_a = \mathbf{x}_b}. \quad (16)$$

In writing the S3T eigenvalue problem in the rotated frame and by transforming a non-zonal perturbation into a zonal jet perturbation there is a twofold gain. The first is that we can use the methods that were previously developed by [Bakas and Ioannou \(2013b\)](#) in the context of the emergence of zonal jets in order to understand the mechanisms responsible for the emergence of non-zonal structures. The second is that we can directly address the eddy–mean flow dynamics that give rise to zonal jets with constant topographic vorticity gradient but in a direction other than the meridional ([Boland et al. 2012](#)).

From here on we will study the S3T instability of the homogeneous equilibrium (9) in the rotated frame. While

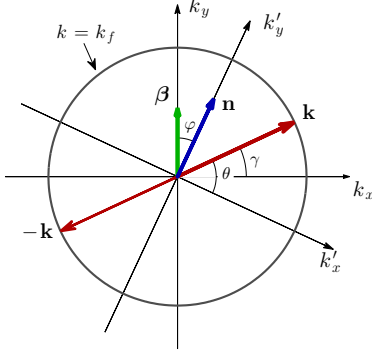


FIG. 3. A non-zonal plane wave perturbation with wavevector \mathbf{n} at an angle φ to the northward direction (the direction of β) becomes a zonal perturbation when the coordinate frame is rotated clockwise by φ . Under this rotation the components of the wavevector $\mathbf{k} = (\cos \gamma, \sin \gamma)$ are transformed to $\mathbf{k} = (\cos \vartheta, \sin \vartheta)$, with $\vartheta = \gamma + \varphi$. $\mathcal{F}(n, \vartheta)$ in (22) is the mean momentum flux convergence from plane wave perturbations that arise from excitations with wavevectors \mathbf{k} and $-\mathbf{k}$.

in the rotated frame all eigenfunctions have the form of a zonal jet, we will distinguish the perturbations as zonal when $\varphi = 0^\circ$ and non-zonal when $\varphi \neq 0^\circ$, i.e., as they manifest in the unrotated frame. A direct implication of (15a) is that that the vorticity flux, $\delta \langle v' \zeta' \rangle$, induced by eigenfunction $\delta \tilde{U}$, $\delta \tilde{C}$ must be proportional to $\delta \tilde{U}$ and it therefore can be written as:

$$\delta \langle v' \zeta' \rangle = \varepsilon f(\sigma) \delta \tilde{U}, \quad (17)$$

with f determining the amplitude and relative phase of the vorticity flux feedback induced by the mean flow eigenfunction $\delta \tilde{U}$ with eigenvalue σ . When the real part of f is positive the induced vorticity flux is upgradient, and when it is negative the flux is downgradient. It is shown in Appendix A that

$$f(\sigma) = \iint_{-\infty}^{+\infty} \frac{dk'_x dk'_y}{(2\pi)^2} \left[2nk'_x{}^2(k'_y + n/2)(k^2 - n^2) \right] \times \\ \times [(\sigma + 2)k_s^2 k^2 + 2in\beta \cos \varphi k'_x(k'_y + n/2) \\ - in\beta \sin \varphi (k'_x{}^2 - k'_y{}^2 - nk'_y)]^{-1} \times \frac{\hat{Q}'(k'_x, k'_y)}{2}, \quad (18)$$

with $\mathbf{k}_s = \mathbf{k} + \mathbf{n}$, $k_s = |\mathbf{k}_s|$ and $(k'_x, k'_y) = k(\cos \vartheta, \sin \vartheta)$. The power spectrum of the stochastic forcing, (11), in the rotated frame takes the form:

$$\hat{Q}'(k'_x, k'_y) = 4\pi \delta(k - 1) \mathcal{G}(\vartheta - \varphi). \quad (19)$$

With this notation the eigenvalues σ of (15) satisfy the equation:

$$\sigma + 1 - i\beta \sin \varphi / n = \varepsilon f(\sigma). \quad (20)$$

For $\varphi = 0^\circ$, (20) reduces to the eigenvalue relation of Srinivasan and Young (2012) that governs the stability of the homogeneous equilibrium (9) to zonal jet perturbations in the unrotated frame. For mirror symmetric forcing (i.e. with covariance satisfying $Q(x_a - x_b, y_a - y_b) = Q(x_b - x_a, y_a - y_b)$ or $Q(x_a - x_b, y_a - y_b) = Q(x_a - x_b, y_b - y_a)$), like (11), and for $n < 1$ we find numerically² that the eigenvalue corresponding to unstable zonal jet eigenfunctions have $\sigma_i \equiv \text{Im}(\sigma) = 0$, that is the unstable zonal jets grow in situ. For $\varphi \neq 0^\circ$ the above expression produces the eigenvalue relation obtained by Bakas and Ioannou (2014) for the growth rate of non-zonal perturbations with wavenumbers $(n_x, n_y) = (n \sin \varphi, n \cos \varphi)$ in the unrotated frame. The growing eigenfunctions in this case are numerically found to be propagating ($\sigma_i \neq 0$) and at marginal stability for $\beta \gg 1$ their frequency σ_i becomes the Rossby wave frequency

$$\omega_{\mathbf{n}} \equiv \frac{\hat{\mathbf{z}} \cdot (\beta \times \mathbf{n})}{n^2}, \quad (21)$$

for a plane wave with wavevector \mathbf{n} .

From (20), we obtain that a necessary condition for S3T instability is that the real part of the vorticity flux feedback factor, $\text{Re}(f)$, must be positive. In order to illuminate the eddy-mean flow dynamics underlying the S3T instability, we study the behavior of $\text{Re}(f)$ for energy input rates close to ε_c . Near the stability boundary $\sigma_r \equiv \text{Re}(\sigma) \approx 0$ and under the assumption that at marginal stability³ $\sigma_i \approx -\omega_{\mathbf{n}} = \beta \sin \varphi / n$, the feedback on the mean flow for the delta function forcing (19) can be written as:

$$f_r \equiv \text{Re} [f(-i\omega_{\mathbf{n}})] = \int_0^\pi \mathcal{F}(\vartheta, n) d\vartheta, \quad (22)$$

where $\mathcal{F}(\vartheta, n)$ (cf. Appendix A) is the contribution to f_r from Fourier components of the forcing with wavevectors \mathbf{k} and $-\mathbf{k}$ (see Fig. 3). When $f_r > 0$ the induced vorticity fluxes are upgradient and the critical energy input rate is $\varepsilon_c = 1/f_r$. The integrand $\mathcal{F}(\vartheta, n)$ can be alternatively interpreted as the contribution of the stochastically forced waves or eddies to the vorticity fluxes. These forced waves have a total wavenumber $k = 1$ and are characterized only by the angle ϑ between their phase lines and the y' axis. We can isolate the dependence of the feedback factor on β by writing $\mathcal{F}(\vartheta, n) = F(\vartheta, n) + F(180^\circ + \vartheta, n)$ with

$$F(\vartheta, n) = \frac{\mathcal{N} \mathcal{D}_0}{\mathcal{D}_0^2 + \beta^2 \mathcal{D}_2^2}, \quad (23)$$

²We have been unable to find a counterexample to these assertions or to prove them when $n < 1$. For $n > 1$ there exist unstable jet eigenfunctions that have $\sigma_i \neq 0$ for mirror symmetric forcing.

³While the phase speed of the marginally unstable non-zonal structures almost matches the corresponding Rossby phase speed for $\beta \gg 1$ it overestimates the Rossby phase speed by almost by a factor of 2 when $\beta \sim \mathcal{O}(1)$ or smaller. However, at these values of β we have found that the results presented in this work are not sensitive to the value of the frequency.

and, as shown in [Appendix A](#), functions \mathcal{N} , \mathcal{D}_0 , \mathcal{D}_2 independent of β .

In the following sections we will determine the contribution of the various waves to the vorticity flux feedback and identify the angle ϑ that produces the most significant contribution to this feedback. We will also calculate the feedback factor f_r as a function of the mean flow wavenumber n for $0 \leq \varphi \leq 90^\circ$. We will limit our discussion to the emergence of mean flows with $n < 1$, i.e., with scale larger than the scale of the forcing. In [section 4](#) the analysis is mostly focused to isotropic forcing ($\mathcal{G} = 1$) while the effect of anisotropy is discussed in [section 5](#).

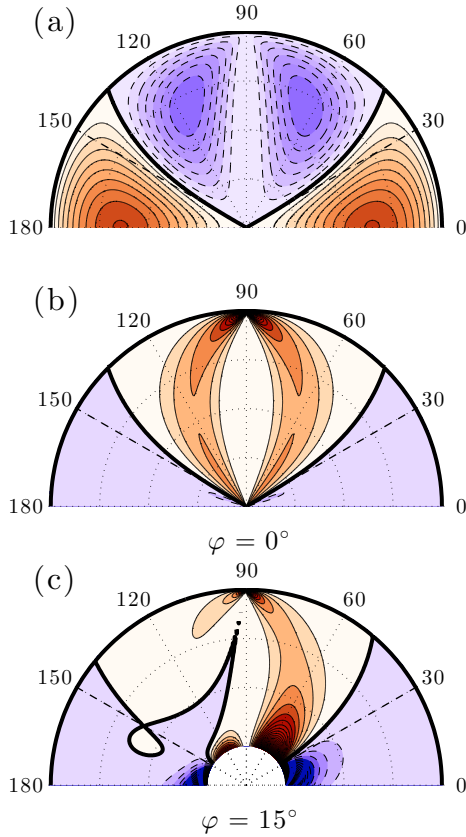


FIG. 4. (a) Contours of $\mathcal{F}_0(\vartheta, n)$ in a (ϑ, n) polar plot (n radial and ϑ azimuthal). This figure shows the magnitude and sign of the vorticity flux induced by waves with phase lines oriented at an angle ϑ to the y axis in the presence of an infinitesimal mean flow perturbation of total wavenumber n when $\beta = 0$. The contour interval is 3×10^{-3} and note that $\mathcal{F}_0(\vartheta, n)$ is independent of φ . (b) Contours of the normalized $\mathcal{F}_2(\vartheta, n)/n^4$ show the $\mathcal{O}(\beta^2)$ correction to $\mathcal{F}_0(\vartheta, n)$ for the case of zonal jet perturbations ($\varphi = 0^\circ$). The contour interval is 0.02. (c) Same as (b) but for non-zonal perturbations with $\varphi = 15^\circ$. The contour interval is 0.04. In all panels the forcing is isotropic ($\mu = 0$), solid (dashed) lines indicate contours with positive (negative) values, the thick line is the zero contour, the radial grid interval is $\Delta n = 0.25$ and the 30° wedge is marked (dashed-dot). In panels (a) and (b) the zero contour is the curve $4 \sin^2 \vartheta = 1 + n^2$ (see [Appendix B](#)).

4. Eddy–mean flow dynamics leading to formation of zonal and non-zonal structures for isotropic forcing

a. Induced vorticity fluxes for $\beta \ll 1$

We expand the integrand \mathcal{F} of (22) in powers of β :

$$\mathcal{F} = \mathcal{F}_0 + \beta^2 \mathcal{F}_2 + \mathcal{O}(\beta^4), \quad (24)$$

with $\mathcal{F}_2 = \frac{1}{2} \partial_{\beta\beta}^2 \mathcal{F} \Big|_{\beta=0}$. The leading order term, \mathcal{F}_0 , is the contribution of each wave with wavevector $\mathbf{k} = (\cos \vartheta, \sin \vartheta)$ to the vorticity flux feedback in the absence of β and is shown in [Fig. 4a](#). For $\beta = 0$, the dynamics are rotationally symmetric and for isotropic forcing f_r is independent of φ . Therefore all zonal and non-zonal eigenfunctions with the same wavenumber, n , grow at the same rate. Upgradient fluxes ($\mathcal{F}_0 > 0$) to a mean flow with wavenumber n are induced by waves with phase lines inclined at angles satisfying $4 \sin^2 \vartheta < 1 + n^2$ (cf. [Appendix B](#)). This implies that all waves with $|\vartheta| < 30^\circ$ necessarily produce upgradient vorticity fluxes to any mean flow with wavenumber $n < 1$, while waves with $30^\circ < |\vartheta| < 45^\circ$ produce upgradient fluxes for any mean flow with large enough wavenumber (cf. [Fig. 4a](#)). The eddy–mean flow dynamics was investigated in the limit of $n \ll 1$ by [Bakas and Ioannou \(2013b\)](#). It was shown that the vorticity fluxes can be calculated from time averaging the fluxes over the life cycle of an ensemble of localized stochastically forced wavepackets initially located at different latitudes. For $n \ll 1$, the wavepackets evolve in the region of their excitation under the influence of the infinitesimal local shear of δU and are rapidly dissipated before they shear over. As a result, their effect on the mean flow is dictated by the instantaneous (with respect to the shear time scale) change in their momentum fluxes. Any pair of wavepackets having a central wavevector with phase lines forming angles $|\vartheta| < 30^\circ$ with the y axis surrender instantaneously momentum to the mean flow and reinforce it, whereas pairs with $|\vartheta| > 30^\circ$ gain instantaneously momentum from the mean flow and oppose jet formation. Therefore, anisotropic forcing that injects significant power into Fourier components with $|\vartheta| < 30^\circ$ (such as the forcing from baroclinic instability that primarily excites Fourier components with $\vartheta = 0^\circ$) produces robustly upgradient fluxes that asymptotically behave anti-diffusively. That is, for a sinusoidal mean flow perturbation $\delta U = \sin(ny)$ we have $\int_0^\pi \mathcal{F}_0 d\vartheta = Kn^2$ with K positive and proportional to the anisotropy factor μ (cf. [Appendix B](#) and [Bakas and Ioannou \(2013b\)](#)).

For isotropic forcing the net vorticity flux produced by shearing of the perturbations vanishes, i.e., $\int_0^\pi \mathcal{F}_0 d\vartheta = 0$, given that the upgradient fluxes produced by waves with $|\vartheta| < 30^\circ$ exactly balance the downgradient fluxes produced by the waves with $|\vartheta| > 30^\circ$. However, a net vorticity flux feedback is produced and asymptotically behaves as a negative fourth order hyperdiffusion with coefficient $\mathcal{O}(\beta^2)$ for $\beta \ll 1$ (cf. (25) and [Bakas and Ioannou \(2013b\)](#)).

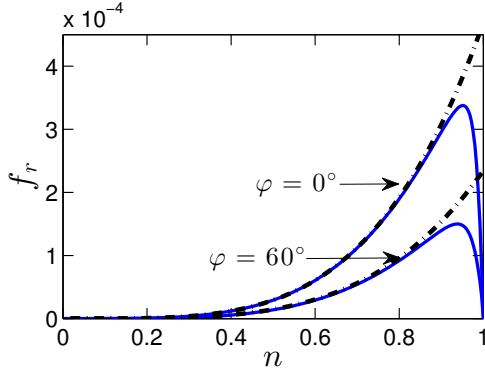


FIG. 5. Vorticity flux feedback factor f_r as a function of n for $\beta = 0.1$ and isotropic forcing. Note that the fluxes are upgradient (i.e. $f_r > 0$) for all mean flow wavenumbers n . Shown is f_r for $\varphi = 0^\circ$ and $\varphi = 60^\circ$ (solid lines), as well as the asymptotic expression (25) (dash-dot) derived for the feedback factor in the limit $\beta \ll 1$ and $\beta/n \ll 1$.

In Appendix B it is shown that the feedback factor f_r for isotropic forcing in the limit $\beta \ll 1$ with $\beta/n \ll 1$ is:

$$f_r = \beta^2 \frac{n^4}{64} [2 + \cos(2\varphi)] + \mathcal{O}(\beta^4), \quad (25)$$

which is accurate even up to $n \approx 1$, as shown in Fig. 5. In order to understand the contribution of β to the vorticity flux feedback, we plot \mathcal{F}_2/n^4 for a zonal (Fig. 4b) and a non-zonal perturbation (Fig. 4c) as a function of the mean flow wavenumber n and wave angle ϑ . We choose to scale \mathcal{F}_2 by n^4 because in (25) f_r increases as n^4 . Consider first the case of a zonal jet. It can be seen that at every point, \mathcal{F}_2 has the opposite sign to \mathcal{F}_0 , implying that β tempers both the upgradient (for roughly $|\vartheta| < 30^\circ$) and the downgradient (for $|\vartheta| > 30^\circ$) fluxes of \mathcal{F}_0 . However, in the sector $|\vartheta| > 30^\circ$ the values of \mathcal{F}_2 are much larger than in the sector $|\vartheta| < 30^\circ$ and the net fluxes integrated over all angles are upgradient, as in (25) for the isotropic case.

The asymptotic analysis of Bakas and Ioannou (2013b), which is formally valid for $n \ll 1$, offers understanding of the dynamics that lead to the inequality $\mathcal{F}_2 \mathcal{F}_0 < 0$ and to the positive net contribution of \mathcal{F}_2 , i.e., to $\int_0^\pi \mathcal{F}_2 d\vartheta > 0$. Any pair of wavepackets with wavevectors at angles $|\vartheta| > 30^\circ$ instantaneously gain momentum from the mean flow as described above (i.e. $\mathcal{F}_0 < 0$ for $|\vartheta| > 30^\circ$), but their group velocity is also increased (decreased) while propagating northward (southward). This occurs due to the fact that shearing changes their meridional wavenumber and consequently their group velocity. The instantaneous change in the momentum fluxes resulting from this speed up (slowing down) of the wavepackets is positive in the region of excitation leading to upgradient fluxes ($\mathcal{F}_2 > 0$). The opposite happens for pairs with $|\vartheta| < 30^\circ$ (cf. Fig. 3 in Bakas and Ioannou (2013b)), however the downgradient fluxes produced are smaller than the upgradient fluxes,

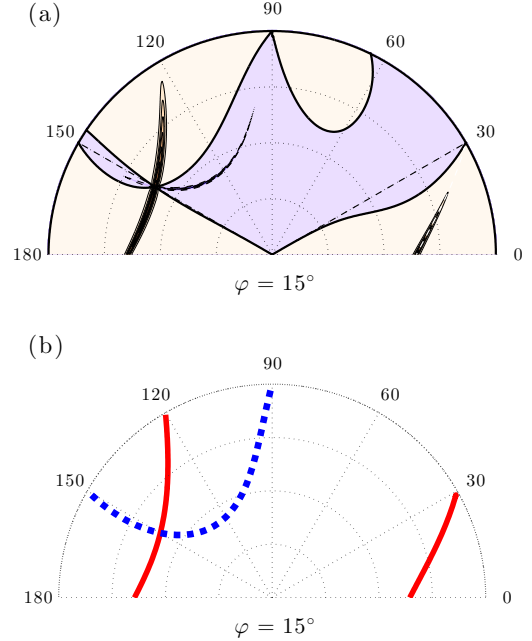


FIG. 6. (a) Contours of $\mathcal{F}(\vartheta, n)$ in a (ϑ, n) polar plot (n radial and ϑ azimuthal) for isotropic forcing and $\beta = 200$. This panel shows the vorticity fluxes induced by waves with phase lines oriented at an angle ϑ to the y' axis in the presence of a non-zonal perturbation with mean flow wavenumber n and $\varphi = 15^\circ$. Solid (dashed) lines indicate contours with positive (negative) values, the contour interval is 2.5×10^{-3} and the thick line is the zero contour. (b) Locus of the roots of $\mathcal{D}_2(\vartheta, n)$ on the (ϑ, n) plane for non-zonal perturbations with $\varphi = 15^\circ$. The roots correspond to resonant interaction between waves with phase lines oriented at an angle ϑ with the y' axis and non-zonal perturbations with mean flow wavenumber n . Thick solid (dashed) lines indicate whether the vorticity fluxes produced by the resonant waves are upgradient (downgradient). The radial grid interval in both panels is $\Delta n = 0.25$.

leading to a net positive contribution when integrated over all angles. Figure 4b, shows that this result is valid for larger mean flow wavenumbers as well.

Consider now the case of a non-zonal perturbation (Fig. 4c). We observe that the angles for which the waves have significant positive or negative contributions to the vorticity flux feedback are roughly the same as in the case of zonal jets. In addition, the vorticity flux feedback factor decreases with the angle φ of the non-zonal perturbations (cf. (25)). As a result, zonal jet perturbations always produce larger vorticity fluxes compared to non-zonal perturbations and are therefore the most unstable in the limit $\beta \ll 1$. Additionally, these results show that for $\beta \ll 1$, the mechanism for structural instability of the non-zonal structures is the same as the mechanism for zonal jet formation, which is shearing of the eddies by the infinitesimal mean flow.

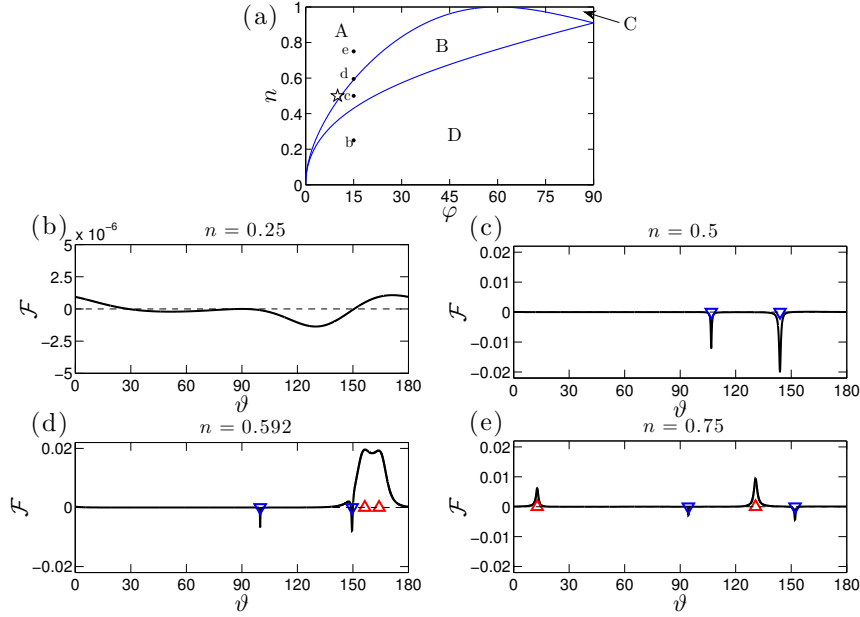


FIG. 7. (a) The curves separating the regions in the (n, φ) plane for which \mathcal{D}_2 has no roots (region D), 2 roots (region B) and four roots (regions A and C). Waves with ϑ corresponding to two out of the four roots of \mathcal{D}_2 found in region A produce upgradient fluxes. (b)–(d) The vorticity fluxes \mathcal{F} as a function of the angle ϑ subtended by the phase lines of the waves and the y axis in the presence of a non-zonal perturbation with $\varphi = 15^\circ$ at $\beta = 200$. The mean flow wavenumber is (b) $n = 0.25$ (in region D), (c) $n = 0.5$ (in region B), (d) $n = 0.592$ (in region A) and (e) $n = 0.75$ (in region A). The resonant angles (i.e. the roots of \mathcal{D}_2) are marked by upper (lower) triangles when the waves induce upgradient (downgradient) fluxes. Note that the scale in (b) is much smaller.

b. Induced vorticity fluxes for $\beta \gg 1$

Consider first the emergence of non-zonal structures in the limit $\beta \gg 1$. The contribution of each Fourier component of the forcing to the vorticity flux feedback \mathcal{F} for the case of non-zonal structures at $\beta = 200$ is shown in Fig. 6a. In contrast to the cases with $\beta \ll 1$ (or $\beta = \mathcal{O}(1)$, discussed in section 4c), there is only a small band of Fourier components that contribute significantly to the vorticity flux feedback, as indicated with the narrow tongues in Fig. 6a. The reason for this selectivity in the response is that for $\beta \gg 1$ the components that produce appreciable fluxes, as seen from (23), are concentrated on the (ϑ, n) curves that satisfy $\mathcal{D}_2 = 0$ (shown in Fig. 6b) or equivalently for the (ϑ, n) that satisfy the resonant condition $\omega_{\mathbf{k}} + \omega_{\mathbf{n}} = \omega_{\mathbf{k}+\mathbf{n}}$ (cf. (A9)). This is the resonant condition satisfied when a Rossby wave with wavevector \mathbf{k} and frequency $\omega_{\mathbf{k}}$ forms a resonant triad with the non-zonal structure with wavevector \mathbf{n} and frequency $\omega_{\mathbf{n}}$. We concentrate our analysis to these ‘resonant contributions’ because they dominate the vorticity flux feedback of non-zonal perturbations for $\beta \gg 1$.

Resonant triads do not occur for all mean flow perturbations \mathbf{n} . For (n, φ) in region D of Fig. 7a, \mathcal{D}_2 has no roots and therefore there are no Fourier components with $\mathbf{k} = (\cos \vartheta, \sin \vartheta)$ that form a resonant triad with the mean flow perturbation \mathbf{n} and the vorticity flux feedback is deter-

mined by the sum over the non-resonant contributions as illustrated in Fig. 7b. In region B of Fig. 7a, there are only two resonant angles ϑ . The resonant and non-resonant contribution for a typical case in region B is shown in Fig. 7c. Note that it is the resonant contributions that determine the vorticity flux feedback. However, they produce a negative vorticity flux feedback (a downgradient tendency), which is stabilizing, a result that holds for all (n, φ) in region B. In regions A and C, there exist four resonant angles ϑ which dominate the vorticity flux. In C all resonant contributions are stabilizing and therefore C is also a stable region. In region A, which at most extends to $\varphi = 60^\circ$ (cf. Appendix B), two of the four resonances give positive contributions to f_r (cf. Figs. 7d,e). Therefore only for (n, φ) in region A, does a destabilizing vorticity flux feedback occur. The largest destabilizing feedback occurs when the positively contributing resonances are near coalescence (i.e. as in Fig. 7d), which occurs for (n, φ) close to the curve separating regions A and B. The reason is that when the resonances are apart, as in Figs. 7c,e, the significant contributions come from near-resonant waves with angles within a band of $\mathcal{O}(1/\beta)$ around the resonant angles and the integrated resonant contributions to the vorticity flux are $\mathcal{O}(1/\beta)$. However, when the resonances are near coalescence, as for the case shown in Fig. 7d, the band of near-resonant waves contributing significantly increases

as the integrand assumes a double humped shape and, as shown in Appendix B, the destabilizing vorticity flux feedback becomes $\mathcal{O}(1/\sqrt{\beta})$. Note that as $\beta \rightarrow \infty$, the width over which we have significant contributions diminishes and therefore $f_r \rightarrow 0$ unless an infinite amount of energy is injected exactly at the resonant angles (as is assumed in modulational instability studies).

It can be shown (cf. Appendix B) that the resonant contribution for $\beta \gg 1$ asymptotically approaches

$$f_r^{(R)} = \frac{1}{\sqrt{\beta}} \sum_{j=1}^{N_r} \frac{\pi \mathcal{N}_j \eta_j}{2 \mathcal{D}_{0,j}^{1/2} |\lambda_j|^{1/2}}, \quad (26)$$

where the subscript j functions at the j -th out of the N_r roots of \mathcal{D}_2 and $\lambda = \partial_{\vartheta}^2 \mathcal{D}_2$. The values \mathcal{N}_j , $\mathcal{D}_{0,j}$, λ_j are all $\mathcal{O}(1)$, whereas η_j is always positive and the only quantity that has dependence on β . It is $\mathcal{O}(1)$ only for (n, φ) just above the separating boundaries of regions A and B and regions B and D in Fig. 7a yielding $f_r^{(R)} \sim 1/\sqrt{\beta}$ and is $\mathcal{O}(1/\sqrt{\beta})$ elsewhere yielding $f_r^{(R)} \sim 1/\beta$, as also qualitatively described above. The sign of the j -th resonant contribution to the total vorticity flux feedback depends only on the sign of \mathcal{N}_j . For (n, φ) just above the boundary separating regions B and D, $\mathcal{N}_j < 0$ and f_r attains its minimum value, which corresponds to the largest stabilizing tendency. This is illustrated in Fig. 8, showing the flux feedback f_r as a function of n . For (n, φ) just above the boundary separating regions A and B, coalescence of the two positive contributing resonances occurs and f_r attains its maximum value, which corresponds to the largest destabilizing tendency. For small mean flow wavenumbers n (corresponding to region D) the feedback factor is negative and $\mathcal{O}(\beta^{-2})$ due to the absence of resonant contributions.

An interesting exception to the results discussed above occurs for the important case of zonal jet perturbations ($\varphi = 0^\circ$). In that case, $\mathcal{N}_j = 0$ in (26) as the roots of \mathcal{D}_2 and \mathcal{N} coincide and the resonant contribution (26) is exactly zero. As shown in Fig. 9, positive vorticity flux feedback is obtained from a broad band of the non-resonant Fourier components with $\gamma = \vartheta \approx 0^\circ$, corresponding to waves with lines of constant phase nearly aligned with the y axis (remember that for smaller β the region that produces destabilizing fluxes extends up to $|\vartheta| \approx 30^\circ$). For large β the vorticity flux f_r is always destabilizing for all zonal jet perturbations with $n < 1$, as shown by (B18) and Fig. 8, and the largest destabilizing vorticity flux, $f_{r,\max} = (2 + \mu)\beta^{-2}$, is obtained for jets with the largest allowed scale. The reason for the weak fluxes and the preference for the emergence of jets of the largest scale in this limit is understood by noting that the stochastically forced eddies for $\beta \gg 1$ propagate with $\mathcal{O}(\beta)$ group velocities. Therefore in contrast to the limit of $\beta \ll 1$ in which they evolve according to their local shear, the forced waves will respond to the integrated shear of the sinusoidal perturbation over their large propagation extend, which will be very weak.

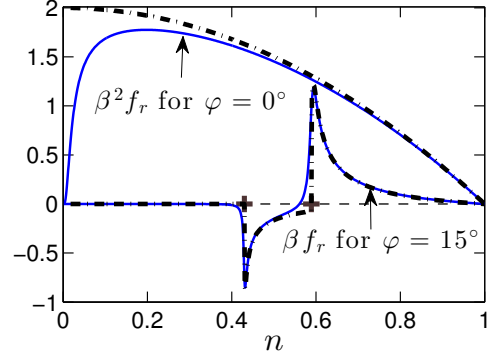


FIG. 8. Vorticity flux feedback f_r as a function of n for $\beta = 200$. Positive (negative) values correspond to upgradient (downgradient) fluxes. Shown is f_r for $\varphi = 0^\circ$ (multiplied by β^2) and for $\varphi = 15^\circ$ (multiplied by β). Also shown are the asymptotic expressions (B18) for $\varphi = 0^\circ$ and (26) for $\varphi = 15^\circ$ (dash-dot). The crosses mark the mean flow wavenumbers $n = 0.43$ and $n = 0.59$ that separate regions A, B and D in Fig. 7a for $\varphi = 15^\circ$.

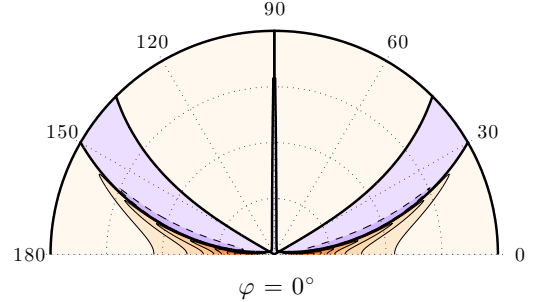


FIG. 9. Contours of $\mathcal{F}(\vartheta, n)$ in a (ϑ, n) polar plot (n radial and ϑ azimuthal) for zonal jet perturbations ($\varphi = 0^\circ$) and $\beta = 100$. Solid (dashed) lines indicate contours with positive (negative) values, the contour interval is 2×10^{-4} , the thick line is the zero contour and the radial grid interval is $\Delta n = 0.25$.

To summarize: Although zonal jets and most non-zonal perturbations induce fluxes that decay as $1/\beta^2$ for large β , resonant and near resonant interactions arrest the decay rate of certain non-zonal perturbations by a factor of $\mathcal{O}(\beta^{3/2})$ leading to fluxes that decay as $1/\sqrt{\beta}$. This makes the non-zonal perturbations to be the most S3T unstable perturbations for $\beta \gg 1$. Also in contrast to $\beta \ll 1$ when f_r is positive for all n and φ (cf. Fig. 5), the vorticity flux feedback is negative for (n, φ) in regions B and D of Fig. 7a. As a result, the mean flows that produce negative fluxes and are by necessity S3T stable are interestingly in the interior of the dumbbell shown in Fig. 10. The largest destabilizing fluxes occur in the narrow region adjacent to the outer boundaries of the dumbbell shape, which demarcates the boundary separating regions A and B. Because of the selectivity of the resonances these results do not depend on the forcing anisotropy as we will see in the next section.

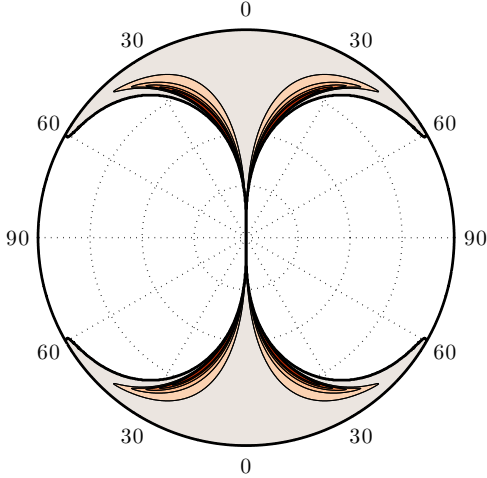


FIG. 10. Contours of the feedback factor f_r in a (φ, n) polar plot (n radial and φ azimuthal) for the case $\beta = 200$. Shown are contours of positive values, so the white area corresponds to negative values indicating downgradient vorticity fluxes. The contour interval is 10^{-3} and the radial grid interval is $\Delta n = 0.25$. Note that the feedback factor is always negative (downgradient fluxes) for $\varphi \geq 60^\circ$ (cf. Appendix B).

c. Induced vorticity fluxes for $\beta \sim \mathcal{O}(1)$

We have seen that in the singular case of isotropic forcing the only process available for the emergence of mean flows is the fourth order antidiffusive vorticity feedback induced by the variation of the group velocity of the forced eddies due to the mean flow shear. For $\beta \ll 1$, the waves interact with the local shear producing fluxes proportional to $\beta^2 d^4 \delta U / dy^4$. As β increases this growth is reduced since the waves interact with an effective integral shear within their propagation extent which is weak and eventually, as we have seen in the previous section, for $\beta \gg 1$ the fluxes decay as β^{-2} . Therefore, the fluxes attain their maximum at an intermediate value of β . This occurs for $\beta \approx 3.5$, as can be seen in Fig. 11a where the maximum f_r over all (n, φ) is shown. It will be demonstrated in the next section that this intermediate β maximizes the S3T instability for all forcing spectra.

While the eddy–mean flow interaction of both zonal and non-zonal perturbations is dominated by the same dynamics when $\beta \ll 1$, for $\beta \gg 1$ the eddy–non-zonal flow interaction is dominated by resonances which do not occur for zonal flow perturbations. The resonant interactions lead to the possibility of arrested decay of the vorticity flux at the rates of $\beta^{-1/2}$ and β^{-1} , instead of the β^{-2} decay in the absence of resonances. The vorticity flux attains its maximum at an intermediate value $\beta \sim \mathcal{O}(1)$ for non-zonal mean flows as well, which is nonetheless large enough for the resonant contributions to reinforce the contribution from the shearing mechanism. Figure 12 shows the contribution to the vorticity flux feedback induced by the

various wave components that are excited for two values of β ($\beta = 2$ and $\beta = 12$) in the case of zonal jets ($\varphi = 0^\circ$) and non-zonal perturbations ($\varphi = 15^\circ$). As β increases, the resonant contributions start playing an important role for non-zonal perturbations as there is enhanced contribution to the vorticity flux feedback in the vicinity of the $\mathcal{D}_2 = 0$ curves, indicated by the white dashed lines. These resonant contributions enhance the vorticity fluxes relative to the fluxes obtained for zonal jets and render the non-zonal structures more unstable compared to zonal jets when $\beta \gtrsim 3.5$ (Bakas and Ioannou 2014).

5. Effect of anisotropic forcing on S3T instability

In this section we investigate the effect of the anisotropy of the excitation on the S3T instability. The maximum vorticity flux feedback f_r for three cases of anisotropy ($\mu = \pm 1$ and $\mu = 1/4$) and for isotropic forcing ($\mu = 0$) is shown in Fig. 11a. For $\beta \gg 1$, the main contribution to f_r for zonal jet perturbations, comes from forced waves with nearly meridional constant phase lines (angles near $\vartheta = \gamma = 0^\circ$, cf. Fig. 9). Therefore, the vorticity flux feedback f_r , attains larger (smaller) values for a stochastic forcing that injects more (less) power in waves with angles near $\gamma = 0^\circ$, that is for positive (negative) anisotropy factor μ (cf. Fig. 2). The maximum value of f_r over all wavenumbers n depends in this case linearly on μ (cf. Appendix B),

$$f_{r,\max} = (2 + \mu)\beta^{-2} + \mathcal{O}(\beta^{-4}). \quad (27)$$

For non-zonal perturbations, the main contribution comes from forced waves satisfying the resonant condition $\omega_{\mathbf{k}} + \omega_{\mathbf{n}} = \omega_{\mathbf{k}+\mathbf{n}}$ and f_r depends only on the sum of the resonant contributions. The sign of \mathcal{N}_j that determines whether the resonant contribution is positive or negative (cf. (26)), depends only on the sign of $\sin \vartheta_j + n/2$ and not on the anisotropy factor μ (cf. (A7c)). The anisotropy affects only the magnitude of \mathcal{N}_j . For any $0 < \varphi < 90^\circ$ it is found that the resonances giving positive contribution occur at angles ϑ_j for which $|\gamma_j| = |\vartheta_j - \varphi| < 45^\circ$. A stochastic excitation, which injects more power near $\gamma = 0^\circ$ ($\mu > 0$) will give larger positive resonant contributions and therefore f_r increases with μ . However, the effect on the maximum vorticity feedback is weak, as the spectral selectivity of the resonances renders the characteristics of the most unstable non-zonal structure independent of the spectrum of the forcing. That is, the (n, φ) that correspond to the maximum f_r asymptotes to $n \approx 0.5$, $\varphi \approx 10^\circ$ (marked with star in Fig. 7a) as $\beta \rightarrow \infty$, a result that is very weakly dependent on μ (cf. Figs. 11b,c).

For $\beta \ll 1$, the characteristics of the S3T instability are dependent on the anisotropy of the stochastic forcing. The vorticity flux feedback is at leading order proportional to μ :

$$f_r = \frac{1}{8} \mu n^2 (1 - n^2) \cos(2\varphi) + \mathcal{O}(\beta^2). \quad (28)$$

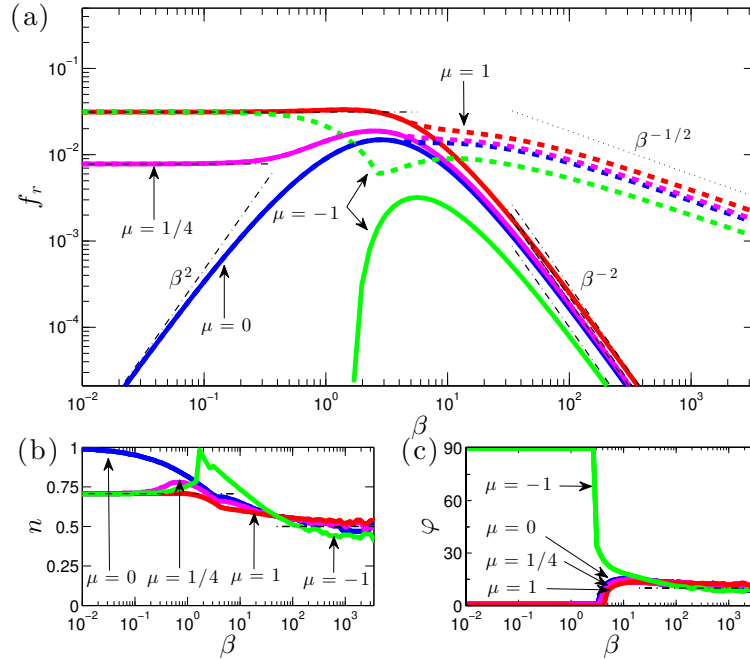


FIG. 11. The maximum value of f_r over all wavenumbers n for zonal jets (solid), and the maximum value of f_r over all wavenumbers n and angles $\varphi \neq 0^\circ$ for non-zonal perturbations (dashed) as a function of the planetary vorticity, β for the three forcing covariance spectra seen in Fig. 2 and for $\mu = 1/4$. Also shown are the asymptotic expressions (B4), (B6) and (B19) (dash-dot) and the $\beta^{-1/2}$ slope (dotted). For $\mu = -1$ zonal jet perturbations are stable for $\beta < 1.67$. (b) The mean flow wavenumber n and (c) the angle φ for which the maximum value of f_r (shown in (a)) is attained. The asymptotes $n = 1/\sqrt{2}$ (for $\beta \ll 1$) and $n = 0.5$ (for $\beta \gg 1$) are shown in (b) (dash-dot) as well as the asymptote $\varphi = 10^\circ$ (for $\beta \gg 1$) is also shown in (c) (dash-dot).

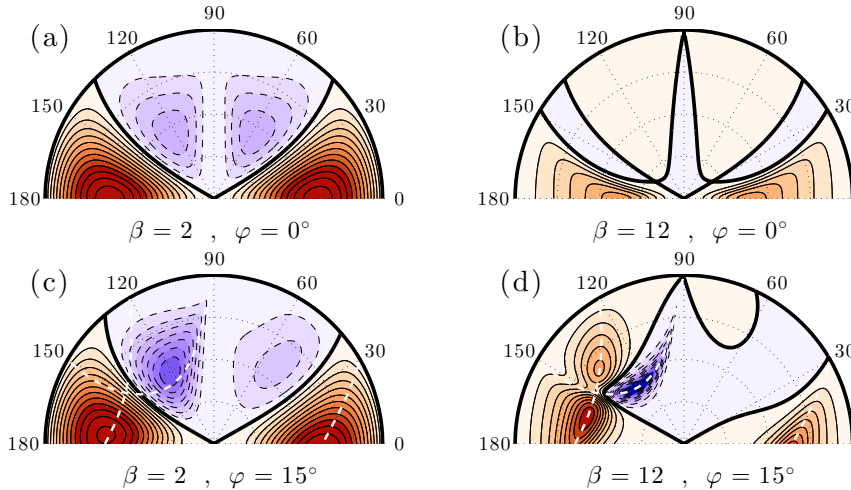


FIG. 12. Contours of the $\mathcal{F}(\vartheta, n)$ in a (ϑ, n) polar plot (n radial and ϑ azimuthal). Shown is (a) \mathcal{F} for a zonal jet perturbation ($\varphi = 0^\circ$) and (c) a non-zonal perturbation with $\varphi = 15^\circ$ when $\beta = 2$. Panels (b) and (d) are the same as (a) and (c) for the case $\beta = 12$. In all panels, solid (dashed) lines indicate contours with positive (negative) values, the contour interval is 2×10^{-3} , the thick lines indicate the zero contour and the radial grid interval is $\Delta n = 0.25$. White dashed lines in (c), (d) correspond to the locus of the roots of $\mathcal{G}_2(\vartheta, n)$ on the (ϑ, n) plane.

This shows that there can be upgradient vorticity fluxes leading to S3T instability for $\beta = 0$ as long as $\mu \cos(2\varphi) > 0$. For $\mu > 0$, the maximum $f_r = \mu/32$ is achieved by zonal jets ($\varphi = 0^\circ$), while for $\mu < 0$ any non-zonal perturbation with $\varphi > 45^\circ$ can grow, with the maximum $f_r = |\mu|/32$ achieved for $\varphi = 90^\circ$ when the non-zonal perturbations assume the form of jets in the y direction (meridional jets) (cf. Fig. 11c).

It is worth noting that [Srinivasan and Young \(2014\)](#) also find that the eddy momentum fluxes are proportional to μ when a constant shear flow is stochastically forced with power spectrum (11). This result is intriguing as the two studies address two different physical regimes. This work treats the limit appropriate for emerging structures in which the shear time is far larger than the dissipation time-scale with the fluxes determined by the instantaneous response of the eddies on the shear. [Srinivasan and Young \(2014\)](#) study the opposite limit in which the mean flow shear is finite and the shear time is much shorter than the dissipation time-scale with the fluxes determined by the integrated influence of the shear on the eddies over their whole life cycle, which may include complex effects such as reflection and absorption at critical levels.

In summary:

- The S3T instability of the homogeneous state is a monotonically increasing function of μ for all β .
- The forced waves that contribute most to the instability are structures with small γ , i.e., waves with phase lines nearly aligned with the y axis, as in Fig. 2a.
- The anisotropy of the excitation affects prominently the S3T stability of the homogeneous state only for $\beta \lesssim 3.5$.

6. Discussion

In this work we addressed the dynamics underlying the onset of the S3T instability leading to the formation of large scale structure but not the nonlinear development and equilibration of the instability. The emergent structure may be susceptible to either hydrodynamic or structural secondary instabilities as it reaches finite amplitude (cf. [Farrell and Ioannou \(2003, 2007\)](#); [Parker and Krommes \(2014\)](#) for zonal jets and [Bakas and Ioannou \(2014\)](#) for non-zonal flows). For example, the most unstable jet structure for marginally unstable parameters is at the scale of the forcing L_f (for small β maximum instability occurs at a scale slightly larger than the forcing scale L_f , for isotropic forcing, and close to $\sqrt{2}L_f$, for anisotropic forcing⁴ while for larger β maximum instability occurs at about $2L_f$ (cf. Fig. 11b)). Most geophysical flows are far from

marginal stability and the jet scale predicted at marginal stability does not characterize the scale of the actual jets. S3T theory predicts that the emergent jets through a series of mergers usually equilibrate at a much larger scale ([Farrell and Ioannou 2007](#); [Parker and Krommes 2014](#)). These predictions of the S3T theory have been shown to be accurately reflected in sample nonlinear simulations ([Srinivasan and Young 2012](#); [Constantinou et al. 2014](#)).

Although in this work we examined the statistical dynamical instability of a homogeneous state of turbulence in the presence of forcing and dissipation, the results bear a relation to the deterministic barotropic hydrodynamic instability of non-zonal flows on a β -plane in the absence of forcing and dissipation. [Parker and Krommes \(2015\)](#) have recently shown that in the inviscid limit the modulational instability of a Rossby wave $\psi_{\mathbf{p}} = A \cos(\mathbf{p} \cdot \mathbf{x} - \omega_{\mathbf{p}} t)$ ([Lorenz 1972](#); [Gill 1974](#); [Connaughton et al. 2010](#)) and the S3T instability of a homogeneous turbulent state with equilibrium vorticity power spectrum corresponding to the Rossby wave: $\hat{C}^e(\mathbf{k}) = (2\pi)^2 p^4 |A|^2 [\delta(\mathbf{k} - \mathbf{p}) + \delta(\mathbf{k} + \mathbf{p})]$ obey the same stability condition. This equivalence is formal because physically the two problems are very different. In the problem of [Lorenz \(1972\)](#), the stability of a basic state in the form of a coherent Rossby plane wave is studied, while S3T addresses the statistical stability of an incoherent homogeneous state with the power spectrum of the Rossby wave. In that sense, as noted also by [Parker and Krommes \(2015\)](#), S3T stability analysis embeds the modulational instability results into a more general physical framework. In [Appendix C](#) we extend the result of [Parker and Krommes \(2015\)](#) and show the formal equivalence between the modulational instability of any solution of the barotropic equation, which may be in general time dependent but has stationary power spectrum, with the S3T instability of the homogeneous state with the same power spectrum. Such a nonlinear solution of the inviscid barotropic vorticity equations is for example a superposition of any number of Rossby waves:

$$\psi = \sum_{\substack{j=1 \\ |\mathbf{p}_j|=p}}^N A_j \underbrace{\cos(\mathbf{p}_j \cdot \mathbf{x} - \omega_{\mathbf{p}_j} t)}_{\psi_{\mathbf{p}_j}}, \quad (29)$$

all with the same total wavenumber, $|\mathbf{p}_j| = p$, that forms a non-dispersive structure moving westwards (cf. [Appendix C](#)). If we assume a zonal jet perturbation superimposed on this nonlinear solution, then the results in this work show further that the dynamics underlying the instability of this structure can be interpreted in the limit of $\beta \ll 1$ as shearing of the finite amplitude solution by the weak shear of the jet perturbation.

7. Conclusions

The mechanism for formation of coherent structures in a barotropic beta-plane under a spatially homogeneous

⁴The n that produces maximum instability has a non-uniform limit as $\mu \rightarrow 0$, $\beta \rightarrow 0$ because isotropic forcing ($\mu = 0$) is singular in that the S3T homogeneous equilibrium is always stable for $\beta = 0$.

and temporally delta correlated stochastic forcing was examined in this work within the framework of Stochastic Structural Stability Theory (S3T). Within this framework, a second order closure for the dynamics of the flow statistics is obtained by ignoring or parameterizing the eddy–eddy nonlinearity. The resulting deterministic system for the joint evolution of the coherent flow and of the second order turbulent eddy covariance admits statistical equilibria.

For a spatially homogeneous forcing covariance, a homogeneous state with no mean coherent structures is such an equilibrium solution of the S3T dynamical system. When a critical energy input rate of the forcing is exceeded, this homogeneous equilibrium is unstable and propagating non-zonal coherent structures and/or stationary zonal jets emerge in agreement with direct numerical simulations. In order to identify the processes that lead to the formation of coherent structures, the vorticity fluxes induced by a plane wave mean flow, which is the eigenfunction of the linearized S3T system around the homogeneous equilibrium, were calculated close to the bifurcation point and closed form asymptotic expressions for these fluxes were obtained. Upgradient fluxes in this limit are consistent with S3T instability and coherent structure formation.

The induced fluxes were calculated in a rotated frame of reference, in which the plane wave mean flow corresponds to a zonal jet evolving in a beta-plane with a non-meridional planetary vorticity gradient. This was done because in this rotated frame of reference the intuition gained by previous studies for the eddy–mean flow dynamics underlying zonal jet formation can be utilized to clarify the dynamics underlying non-zonal wave formation, or formation of zonal jets when the effect of topography is equivalent to a non-meridional planetary vorticity gradient.

In the limit of a weak planetary vorticity gradient ($\beta \ll 1$), the eddy–mean flow dynamics are similar for both zonal jets and non-zonal structures. The stochastically forced eddies that propagate with low small group velocities in this limit, are rapidly dissipated as they are sheared over by the infinitesimal mean flow. Their effect on the mean flow is therefore determined at leading order by the instantaneous, with respect to the shear time scale, change in their momentum fluxes and to second order by the instantaneous change in their group velocity. The waves with constant phase lines that form angles $|\vartheta| < 30^\circ$ with the meridional direction instantaneously surrender momentum to the mean flow and lead to upgradient fluxes that reinforce the mean flow for an anisotropic forcing. For an isotropic forcing this leading order effect produces no net fluxes when integrated over all forced waves and the instability is controlled by the second order effect that the instantaneous change of the waves’s group velocity has on the momentum fluxes. In this case, the group velocity of waves that form angles $|\vartheta| > 30^\circ$ with the meridional direction is instantaneously increased (decreased) for waves propagating northward (southward)

due to refraction. The difference in momentum fluxes resulting from this change in group velocity is positive in the region of their excitation leading to upgradient fluxes. As a result, the anisotropy of the forcing has a significant effect on the induced fluxes and the S3T instability in this limit. In any case, the effect of the eddies on the mean flow due to shearing is larger for zonal jets compared to non-zonal perturbations and consequently zonal jets are more unstable in this limit.

In the limit of strong planetary vorticity gradient $\beta \gg 1$, the eddy–mean flow dynamics producing upgradient vorticity fluxes are different for zonal and non-zonal perturbations, but in both cases the fluxes decrease with β . Zonal jets continue to induce upgradient vorticity fluxes through wave shearing which decrease as $\mathcal{O}(\beta^{-2}) \ll 1$. The reason is that in this limit the waves that can propagate in the meridional direction are influenced by the integrated shear over the sinusoidal flow, which is very small. However, the non-zonal mean flow perturbations can sustain fluxes that decrease only as $\mathcal{O}(\beta^{-1/2})$. The reason for these larger fluxes is that resonant and near resonant interactions dominate the dynamics in this limit (cf. section 3.26 in [Pedlosky \(1992\)](#)). Resonance occurs between the emerging structure, which close to the stability boundary satisfies the Rossby wave dispersion, and the stochastically forced waves satisfying the Rossby wave frequency resonant condition. The resonant interactions which occur for non-zonal structures may produce upgradient or downgradient net fluxes and it was found that upgradient fluxes cannot be induced by non-zonal flows with wavenumbers in a region of wavenumber space in the shape of a dumbbell. Maximum upgradient fluxes occur for both zonal and non-zonal flows for $\beta \sim \mathcal{O}(1)$. In this regime, shearing of the forced waves by the infinitesimal non-zonal flows is reinforced by fluxes from the resonant interactions, enhancing the vorticity fluxes and rendering the non-zonal structures more unstable compared to zonal jets when $\beta \gtrsim 3.5$. In contrast to the limit $\beta \ll 1$, these results were found to be insensitive to the anisotropy of the forcing.

Finally, the relation of the S3T instability and modulational instability of finite-amplitude Rossby waves was discussed. [Parker and Krommes \(2015\)](#) showed that the growth rates obtained when three Rossby waves interact with the primary finite-amplitude Rossby wave, match exactly in the inviscid limit the growth rates obtained by the S3T stability analysis for the homogeneous equilibrium with the vorticity covariance produced by the primary Rossby wave. It was shown in this work that this agreement can be found for more general cases (for example when the covariance is produced by any linear combination of Rossby waves with the same total wavenumber). Such an agreement occurs because retaining only the interaction between four waves in modulational instability is equivalent to neglecting the eddy–eddy nonlinearity in S3T. The equivalence of the dynamics underlying modulational and S3T

instability in this case, shows that S3T stability analysis generalizes modulational instability analysis in a stochastically forced and dissipated flow. However, contrary to modulational instability, the underlying S3T dynamics can capture both the emergence of large-scale structure and its equilibration. In addition, the dynamics underlying modulational instability can be interpreted under the alternative eddy–mean flow view adopted in this work.

Acknowledgments. Nikolaos Bakas is supported by the AXA Research Fund and Navid Constantinou acknowledges the support of the Alexander S. Onassis Public Benefit Foundation. Nikolaos Bakas would also like to thank Izumi Saito for fruitful discussions on the results of this work.

APPENDIX A

Eddy vorticity flux response to a mean flow perturbation

In this appendix we study the eigenvalue problem (15) which determines the S3T stability of jet perturbations to the homogeneous turbulent equilibrium (9) in the rotated frame of reference. The eigenfunction corresponding to eigenvalue σ has the spatial structure:

$$\delta\tilde{U} = e^{iny'}, \quad (\text{A1a})$$

$$\delta\tilde{C} = \tilde{C}_{\mathbf{n}}^{(h)}(\mathbf{x}_a - \mathbf{x}_b) e^{in(y'_a + y'_b)/2}. \quad (\text{A1b})$$

The power spectrum of the homogeneous part of the covariance eigenfunction, $\tilde{C}_{\mathbf{n}}^{(h)}(\mathbf{x}_a - \mathbf{x}_b)$, is determined from (15b) to be:

$$\begin{aligned} \hat{C}_{\mathbf{n}}^{(h)}(\mathbf{k}) &= \frac{i\varepsilon k'_x}{2} [k_-^2 (k_+^2 - n^2) \hat{Q}_+ - k_+^2 (k_-^2 - n^2) \hat{Q}_-] \times \\ &\times [(\sigma + 2)k_+^2 k_-^2 + 2in\beta \cos \varphi k'_x k'_y - \\ &- in\beta \sin \varphi (k_x'^2 - k_y'^2 + n^2/4)]^{-1}, \end{aligned} \quad (\text{A2})$$

with $\mathbf{k}_{\pm} = \mathbf{k} \pm \mathbf{n}/2$, $\mathbf{n} = (0, n)$, $k = |\mathbf{k}|$, $k_{\pm} = |\mathbf{k}_{\pm}|$, $\hat{Q}'_{\pm} = \hat{Q}'(\mathbf{k}_{\pm})$ and \hat{Q}' the Fourier transform of the forcing covariance (19). The vorticity flux, $\delta \langle v' \zeta' \rangle$, induced by this

eigenfunction is

$$\begin{aligned} \delta \langle v' \zeta' \rangle &= \left[\frac{1}{2} (\Delta_a^{-1} \partial_{x'_a} + \Delta_b^{-1} \partial_{x'_b}) \delta \tilde{C} \right]_{\mathbf{x}_a = \mathbf{x}_b} \\ &= in \left[e^{in(y'_a + y'_b)/2} \right]_{\mathbf{x}_a = \mathbf{x}_b} \times \\ &\times \iint_{-\infty}^{+\infty} \frac{d^2 \mathbf{k}}{(2\pi)^2} \left[\frac{k'_x k'_y}{k_+^2 k_-^2} \hat{C}_{\mathbf{n}}^{(h)}(\mathbf{k}) e^{i\mathbf{k} \cdot (\mathbf{x}_a - \mathbf{x}_b)} \right]_{\mathbf{x}_a = \mathbf{x}_b} \\ &= \delta \tilde{U} \iint_{-\infty}^{+\infty} \frac{d^2 \mathbf{k}}{(2\pi)^2} \frac{in k'_x k'_y}{k_+^2 k_-^2} \hat{C}_{\mathbf{n}}^{(h)}(\mathbf{k}) \equiv \varepsilon f(\sigma) \delta \tilde{U}, \end{aligned} \quad (\text{A3})$$

which is proportional to $\delta \tilde{U}$. By using the symmetry $C^e(\mathbf{x}_a, \mathbf{x}_b) = C^e(\mathbf{x}_b, \mathbf{x}_a)$, which implies that $\hat{C}^e(\mathbf{k}) = \hat{C}^e(-\mathbf{k})$, and by changing the integration variable in (A3) to $\mathbf{k} - \mathbf{n}/2$, we obtain the following expression for the feedback factor, f :

$$\begin{aligned} f(\sigma) &= \iint_{-\infty}^{+\infty} \frac{dk'_x dk'_y}{(2\pi)^2} \left[2nk_x'^2 (k'_y + n/2) (k^2 - n^2) \right] \times \\ &\times [(\sigma + 2)k_s^2 k^2 + 2in\beta \cos \varphi k'_x (k'_y + n/2) \\ &- in\beta \sin \varphi (k_x'^2 - k_y'^2 - nk_y')]^{-1} \times \frac{\hat{Q}'(k'_x, k'_y)}{2}, \end{aligned} \quad (\text{A4})$$

with $\mathbf{k}_s = \mathbf{k} + \mathbf{n}$ and $k_s = |\mathbf{k}_s|$.

Introducing (A3) into (15a) we obtain the stability equation (20) that determines the eigenvalue σ , which can be shown to be exactly the stability equation obtained by Bakas and Ioannou (2014). The stability equation can be written in terms of the real and imaginary part of σ as:

$$\sigma_r = -1 + \varepsilon \text{Re}[f(\sigma)], \quad (\text{A5a})$$

$$\sigma_i = \beta \sin \varphi / n + \varepsilon \text{Im}[f(\sigma)]. \quad (\text{A5b})$$

The real part of the vorticity flux feedback $\text{Re}[f(\sigma)]$ contributes to the growth rate of the mean flow and the imaginary part $\text{Im}[f(\sigma)]$ determines the departure of the phase speed of the mean flow from the Rossby wave frequency $-\beta \sin \varphi / n$. For $\beta \gg 1$ the first term in (A5b) is $\mathcal{O}(\beta)$ while for marginally unstable eigenfunctions $\text{Im}(f)$ is at most of $\mathcal{O}(1/\beta)$. As it will be shown, the critical ε increases as $\beta^{1/2}$ or as β and therefore the frequency of the marginally unstable waves is approximately equal to the Rossby phase frequency.

We focus on the real part of the feedback gain, $\text{Re}(f)$, near marginal stability ($\sigma_r \approx 0$). Setting $\sigma = -i\omega_{\mathbf{n}} = \beta \sin \varphi / n$ in (A5a) for the marginally unstable structures and for the ring forcing in the rotated frame, $\hat{Q}'(k'_x, k'_y) =$

$4\pi\delta(k-1)\mathcal{G}(\vartheta-\varphi)$, $f_r \equiv \text{Re}[f(-i\omega_{\mathbf{n}})]$ takes the form:

$$f_r = \text{Re} \left(\int_0^{2\pi} \frac{\mathcal{N}}{\mathcal{D}_0 + i\beta \mathcal{D}_2} d\vartheta \right) = \int_0^{2\pi} \frac{\mathcal{N} \mathcal{D}_0}{\mathcal{D}_0^2 + \beta^2 \mathcal{D}_2^2} d\vartheta, \quad (\text{A6})$$

with

$$\mathcal{D}_0(\vartheta, n) = 2(1 + n^2 + 2n \sin \vartheta), \quad (\text{A7a})$$

$$\mathcal{D}_2(\vartheta, n) = (1 + n^2 + 2n \sin \vartheta) \sin \varphi / n + n^2 \cos(\vartheta - \varphi) + n \sin(2\vartheta - \varphi), \quad (\text{A7b})$$

$$\mathcal{N}(\vartheta, n) = \frac{1}{\pi} n (1 - n^2) \cos^2 \vartheta (\sin \vartheta + n/2) \mathcal{G}(\vartheta - \varphi). \quad (\text{A7c})$$

Positive values of f_r indicate that the vorticity flux induced by the stochastic forcing at marginal stability on the mean flow with wavenumber n and non-zonality parameter φ is upgradient, and the marginal energy input rate is $\varepsilon_c = 1/f_r$.

Note that $F(\vartheta, n)$, which is defined in (23) as the r.h.s. of (A6), is unchanged when the angle φ is shifted by 180° ($\varphi \rightarrow 180^\circ + \varphi$) or when there is a simultaneous shift of $\varphi \rightarrow 180^\circ - \varphi$ and $\vartheta \rightarrow 180^\circ - \vartheta$. As a result, it suffices to only consider cases with $0 \leq \varphi \leq 90^\circ$.

As Parker and Krommes (2015) noted, the stability equation (20) can be written in coordinate independent form as:

$$\begin{aligned} \sigma + 1 + i\omega_{\mathbf{n}} &= \\ &= \varepsilon \iint_{-\infty}^{+\infty} \frac{d^2 \mathbf{k}}{(2\pi)^2} \frac{|\mathbf{k} \times \mathbf{n}|^2 (k_s^2 - k^2)(k^2 - n^2)}{k^4 k_s^2 n^2 [(\sigma + 2) - i(\omega_{\mathbf{k}} - \omega_{\mathbf{k}+\mathbf{n}})]} \frac{\hat{Q}(\mathbf{k})}{2}, \end{aligned} \quad (\text{A8})$$

where $\omega_{\mathbf{k}}$ is the Rossby frequency of a wave with wavenumber \mathbf{k} (defined in (21)). As a result, in coordinate free form

$$\beta \mathcal{D}_2(\vartheta, n) = k_s^2 (-\omega_{\mathbf{n}} - \omega_{\mathbf{k}} + \omega_{\mathbf{k}+\mathbf{n}}), \quad (\text{A9})$$

and the roots of \mathcal{D}_2 on the (ϑ, n) plane satisfy the resonant condition:

$$\omega_{\mathbf{n}} + \omega_{\mathbf{k}} = \omega_{\mathbf{k}+\mathbf{n}}. \quad (\text{A10})$$

APPENDIX B

Asymptotic expressions for the induced vorticity flux feedback

In this Appendix we calculate in closed form asymptotic expressions for the vorticity flux feedback induced by a mean flow perturbation in the form of a zonal jet in the rotated frame of reference with wavenumber n , for $\beta \ll 1$ and $\beta \gg 1$.

a. Case $\beta \ll 1$

When $\beta \ll 1$ and for n satisfying $\beta/n \ll 1$, we expand $\mathcal{F}(\vartheta, n) = F(\vartheta, n) + F(180^\circ + \vartheta, n)$ in (22) in powers of β . Since \mathcal{F} is a function of β^2 we have the expansion:

$$\mathcal{F} = \mathcal{F}_0 + \beta^2 \mathcal{F}_2 + \mathcal{O}(\beta^4), \quad (\text{B1})$$

with $\mathcal{F}_2 = \frac{1}{2} \partial_{\beta\beta}^2 \mathcal{F} \Big|_{\beta=0}$. The leading order term is:

$$\mathcal{F}_0 = \frac{n^2 (1 - n^2)}{\pi} \mathcal{G}(\vartheta - \varphi) \frac{1 + n^2 - 4 \sin^2 \vartheta}{(1 + n^2)^2 - 4n^2 \sin^2 \vartheta} \cos^2 \vartheta, \quad (\text{B2})$$

due to the property $\mathcal{G}(180^\circ + \vartheta) = \mathcal{G}(\vartheta)$. Positive values of \mathcal{F}_0 indicate that the stochastically forced waves with phase lines inclined at angle ϑ with respect to the y' direction, induce upgradient vorticity fluxes to a mean flow with wavenumber n when $\beta = 0$. Given that $n < 1$ and $\mathcal{G} > 0$, \mathcal{F}_0 is positive for any forcing distribution, only in the sector shown in Fig. 4a in which $4 \sin^2 \vartheta < 1 + n^2$. Specifically, in the absence of β all waves with $|\vartheta| \leq 30^\circ$ reinforce mean flows with $n < 1$. Note that the condition $4 \sin^2 \vartheta < 1 + n^2$ is also the necessary condition for modulational instability of a Rossby wave with wavevector components $(\cos \vartheta, \sin \vartheta)$ to any mean flow (zonal or non-zonal) of total wavenumber n for $\beta \ll 1$ (Gill 1974).

The total vorticity flux feedback f_r for $\mathcal{G}(\vartheta - \varphi) = 1 + \mu \cos[2(\vartheta - \varphi)]$ is at leading order:

$$f_r = \frac{\mu}{8} n^2 (1 - n^2) \cos(2\varphi) + \mathcal{O}(\beta^2), \quad (\text{B3})$$

which is proportional to the anisotropy factor, μ . The maximum feedback factor is in this case

$$f_{r,\text{max}} = \frac{|\mu|}{32}, \quad (\text{B4})$$

and is achieved for mean flows with $n = 1/\sqrt{2}$. This maximum is achieved for zonal jets ($\varphi = 0^\circ$) if $\mu > 0$ and for meridional jets ($\varphi = 90^\circ$) if $\mu < 0$. This implies that for $\beta \ll 1$ the first structures to become unstable are zonal jets if $\mu > 0$ and meridional jets if $\mu < 0$, as shown in Fig. 11c.

For isotropic forcing ($\mu = 0$), the leading order term is zero and f_r depends quadratically on β :

$$f_r = \beta^2 \frac{n^4}{64} [2 + \cos(2\varphi)] + \mathcal{O}(\beta^4) \quad \text{for } n < 1, \quad (\text{B5})$$

producing upgradient fluxes for $n < 1$. Note that for the delta function ring forcing $\int_0^{2\pi} \mathcal{F}_2 d\vartheta$ is discontinuous at $n = 1$, with positive values for $n = 1^-$ and negative values for $n = 1^+$. The accuracy of these asymptotic expressions is shown in Fig. B13.

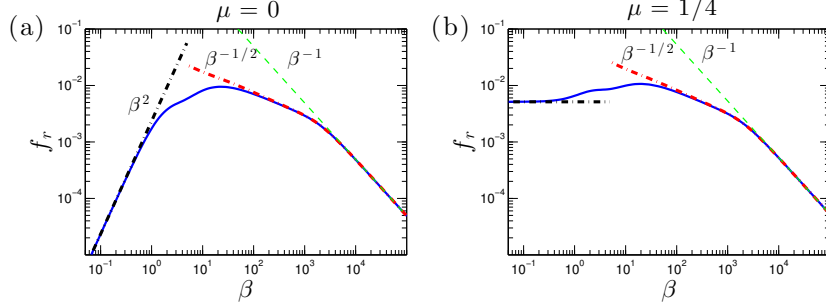


FIG. B13. Feedback factor f_r for a non-zonal perturbation with $n = 0.4751$ and $\varphi = 10^\circ$ (which belongs in region A of Fig. 7a) (solid lines) in the case of a forcing covariance with (a) $\mu = 0$ and (b) $\mu = 1/4$. Also shown are asymptotic expressions for $\beta \ll 1$ ((B6) in (a) and (B4) in (b)) and the resonant contribution (26) for $\beta \gg 1$ (dash-dot). For $\beta \gg 1$, expression (B12) is also plotted (dashed). It can be seen that only (26) can capture the $\beta^{-1/2}$ decrease of f_r .

The maximum feedback factor, shown in Fig. 11a, is

$$f_{r,\max} = \frac{3\beta^2}{64}, \quad (\text{B6})$$

and is attained by zonal jets ($\varphi = 0^\circ$) with wavenumber $n \rightarrow 1^-$ as $\beta \rightarrow 0$, a result that was previously derived by Srinivasan and Young (2012). The accuracy of (B4) and (B6) extends to $\beta \approx 0.1$, as shown in Fig. 11a.

b. Case $\beta \gg 1$

When $\beta \gg 1$, we write (A6) in the form:

$$f_r = \frac{I}{\beta^2}, \quad \text{with } I = \int_0^{2\pi} F_\chi(\vartheta, n) d\vartheta, \quad (\text{B7})$$

where

$$F_\chi(\vartheta, n) = \frac{\mathcal{N} \mathcal{D}_0}{\chi^2 \mathcal{D}_0^2 + \mathcal{D}_2^2}, \quad (\text{B8})$$

and $\chi \equiv 1/\beta$. When $\mathcal{D}_2 \sim \mathcal{O}(1)$ for all angles ϑ , then the feedback factor is $f_r \sim \mathcal{O}(\beta^{-2})$. However, if $\mathcal{D}_2 \sim \mathcal{O}(\beta^{-1})$ for some angle ϑ , then as we will show in this Appendix, f_r decays as $\mathcal{O}(\beta^{-1})$ or as $\mathcal{O}(\beta^{-1/2})$. This is illustrated in Fig. B13 showing the feedback factor f_r as a function of β in cases in which \mathcal{D}_2 vanishes.

\mathcal{D}_2 can have at most 4 roots, $0^\circ \leq \vartheta_j \leq 360^\circ$ ($j = 1, 2, 3, 4$), for any given (n, φ) . At these angles the resonance condition (A10) is satisfied. To calculate asymptotic approximations to the integral I , we split the range of integration to a small range close to the roots of \mathcal{D}_2 for which we have resonance, $I^{(R)}$, and to a range away from the roots of \mathcal{D}_2 , $I^{(NR)}$:

$$I = \sum_{j=1}^{N_r} \left[\underbrace{\int_{\vartheta_{j-1} + \delta\vartheta}^{\vartheta_j - \delta\vartheta} F_\chi(\vartheta, n) d\vartheta}_{I_j^{(NR)}} + \underbrace{\int_{\vartheta_j - \delta\vartheta}^{\vartheta_j + \delta\vartheta} F_\chi(\vartheta, n) d\vartheta}_{I_j^{(R)}} \right], \quad (\text{B9})$$

where N_r is the total number of the roots of \mathcal{D}_2 and $\vartheta_0 \equiv \vartheta_N$. Asymptotic approximations to the integral over the two ranges are then found separately using a proper rescaling for the regions close to the roots of \mathcal{D}_2 (cf. Hinch (1991)).

When the distance between two consecutive roots is $|\vartheta_j - \vartheta_{j-1}| > \sqrt{\chi}$, as in the examples shown in Figs. 7c,e, then the dominant contribution to the integral comes from the $\mathcal{O}(\chi)$ regions close to the roots ϑ_j , since $F_\chi(\vartheta, n)$ close to ϑ_j is approximately a Lorentzian of half-width $\mathcal{O}(\chi)$. Therefore, choosing the range $\delta\vartheta$ close to the roots to be $\sqrt{\chi} \ll \delta\vartheta \ll 1$, Taylor expanding $F_\chi(\vartheta, n)$ close to ϑ_j and rescaling $\vartheta = \vartheta_j + \chi u$ we obtain:

$$I_j^{(R)} = \frac{1}{\chi} \int_{-\delta\vartheta/\chi}^{\delta\vartheta/\chi} \frac{\mathcal{N}_j \mathcal{D}_{0,j} du}{\mathcal{D}_{0,j}^2 + \mathcal{D}_{2,j}^2 u^2} + \mathcal{O}(\chi^{-3}), \quad (\text{B10})$$

where $\mathcal{D}_2' \equiv \partial_\vartheta \mathcal{D}_2$ and the subscript j denotes the value at ϑ_j . In the limit $\delta\vartheta/\chi \rightarrow \infty$ we obtain:

$$I_j^{(R)} = \frac{1}{\chi} \frac{\pi \mathcal{N}_j}{|\mathcal{D}_{2,j}'|}, \quad (\text{B11})$$

and as a result, the resonant contribution produces the asymptotic approximation:

$$f_r^{(R)} = \frac{1}{\beta} \sum_{j=1}^{N_r} \frac{\pi \mathcal{N}_j}{|\mathcal{D}_{2,j}'|}. \quad (\text{B12})$$

However, special attention should be given to the case in which two consecutive roots are close to each other. When $|\vartheta_j - \vartheta_{j-1}| \sim \mathcal{O}(\sqrt{\chi})$ then $\mathcal{D}_{2,j}' \sim \mathcal{O}(\sqrt{\chi})$ and $f_r^{(R)}$ scales as $1/\sqrt{\beta}$ instead of $1/\beta$ for $\beta \gg 1$. Indeed, when F_χ is double peaked, as in Fig. 7d, the dominant contribution comes from the whole range between the two resonant angles which are a distance $\mathcal{O}(\sqrt{\chi})$ apart. The proper scaling for the angles close to ϑ_j is therefore $\vartheta = \vartheta_j +$

$\sqrt{\chi}u$. Taylor expanding the denominator under this scaling we obtain:

$$\begin{aligned} \chi^2 \mathcal{D}_0^2 + \mathcal{D}_2^2 &= \chi^2 \mathcal{D}_{0,j}^2 + \chi \mathcal{D}_{2,j}^{\prime 2} u^2 + \chi^{3/2} \mathcal{D}_{2,j}^{\prime} \mathcal{D}_{2,j}^{\prime\prime} u^3 + \\ &+ \chi^2 \left(\frac{1}{4} \mathcal{D}_{2,j}^{\prime\prime 2} + \frac{1}{3} \mathcal{D}_{2,j}^{\prime} \mathcal{D}_{2,j}^{\prime\prime\prime} \right) u^4 + \mathcal{O}(\chi^{5/2}), \end{aligned} \quad (\text{B13})$$

where $\mathcal{D}_2^{\prime\prime} \equiv \partial_{\vartheta}^2 \mathcal{D}_2$ and $\mathcal{D}_2^{\prime\prime\prime} \equiv \partial_{\vartheta}^3 \mathcal{D}_2$. When $\mathcal{D}_{2,j}^{\prime} \sim \mathcal{O}(\sqrt{\chi})$ all the terms in (B13) are $\mathcal{O}(\chi^2)$ and writing $\mathcal{D}_{2,j}^{\prime} = \sqrt{\chi} d(n, \vartheta_j) \equiv \sqrt{\chi} d_j$, where d is of $\mathcal{O}(1)$, the leading order resonant contribution is:

$$\begin{aligned} I_j^{(\text{R})} &= \\ &= \chi^{-3/2} \int_{-\delta\vartheta/\sqrt{\chi}}^{\delta\vartheta/\sqrt{\chi}} \frac{\mathcal{N}_j \mathcal{D}_{0,j} du}{\mathcal{D}_{0,j}^2 + d_j^2 u^2 + d_j \lambda_j u^3 + \frac{1}{4} \lambda_j^2 u^4} + \mathcal{O}(\chi^{-1}), \end{aligned} \quad (\text{B14})$$

where $\lambda_j \equiv \mathcal{D}_{2,j}^{\prime\prime}$. In the limit $\delta\vartheta/\sqrt{\chi} \rightarrow \infty$ the integral can be evaluated from the residues from two of the four poles of the integrand. The poles are at $u = -d_j/\lambda_j \pm |z_j|^{1/2} \text{sgn}(\lambda_j) e^{\pm i w_j/2}$, where $|z_j| = \mathcal{D}_{0,j} |\lambda_j|^{-1} (\kappa_j^2 + 4)^{1/2}$, $w_j = \arctan(2/\kappa_j)$ and $\kappa_j \equiv d_j^2 \mathcal{D}_{0,j}^{-1} |\lambda_j|^{-1}$ is an increasing function of the distance between the two roots of \mathcal{D}_2 . Therefore:

$$I_j^{(\text{R})} = \chi^{-3/2} \frac{\pi \mathcal{N}_j \eta_j}{\mathcal{D}_{0,j}^{1/2} |\lambda_j|^{1/2}} + \mathcal{O}(\chi^{-1}), \quad (\text{B15})$$

and

$$f_r^{(\text{R})} = \frac{1}{\beta^2} \sum_{j=1}^{N_r} \frac{1}{2} I_j^{(\text{R})} = \frac{1}{\sqrt{\beta}} \sum_{j=1}^{N_r} \frac{\pi \mathcal{N}_j \eta_j}{2 \mathcal{D}_{0,j}^{1/2} |\lambda_j|^{1/2}}, \quad (\text{B16})$$

which is exactly (26). The factor 1/2 in (B16) arises because the range of integration includes both resonant angles and (B15) must be divided by 2, in order to avoid double counting. The resonant response is proportional to

$$\eta = 2(\kappa^2 + 4)^{-3/4} \csc \left[\frac{1}{2} \arctan(2/\kappa) \right], \quad (\text{B17})$$

which is always positive, because $\kappa > 0$ as $\mathcal{D}_0 > 0$. The factor η is shown as a function of κ (which is a rough measure of the distance between the roots) in Fig. B14. We observe that the maximum value is attained at $\kappa = 2/\sqrt{3} \approx 1.16$, that is when the roots are at a distance $\mathcal{O}(\chi^{1/2})$ apart. Note also that by taking the limit of the resonant angles being away from each other, that is by taking the limit $\kappa \gg 1$, $\eta \sim 2/\sqrt{\kappa}$ and (B16) reduces to (B12). Consequently, (B16) is a valid asymptotic expression regardless of the distance between the roots ϑ_j . The accuracy of (B12)

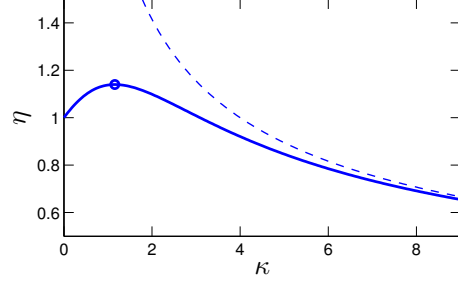


FIG. B14. The factor $\eta = 2(\kappa^2 + 4)^{-3/4} \csc \left[\frac{1}{2} \arctan(2/\kappa) \right]$ as a function of κ that is a measure of the distance between two consecutive resonant angles. The maximum value of η marked with an open circle (and consequently of the feedback gain that is proportional to η) is $\eta = 3^{3/4}/2 \approx 1.14$ and it is achieved at $\kappa = 2/\sqrt{3} \approx 1.16$. Also shown is the asymptote $\eta = 2/\sqrt{\kappa}$ that η follows for $\kappa \gg 1$ (dashed). This suggests that the resonant contribution is maximum when the two roots are very close to each other ($\kappa \approx 1$) but not on top of each other ($\kappa \ll 1$).

and (B16) in comparison with the numerically obtained integral is shown in Fig. B13.

The sign of the resonant contribution depends only on the sign of \mathcal{N} . From (A7c) we see that $\mathcal{N} > 0$ when $\sin \vartheta > -n/2$ for $n < 1$; this region is highlighted with light shading in Fig. B15. It should be noted that for the important case of zonal jet perturbations ($\varphi = 0^\circ$) the resonant contribution is exactly zero because $\mathcal{N}_j = 0$, as shown in Fig. B15a. The asymptotic behavior of the feedback factor for this case is found from the non-resonant part of the integral. Expanding in this case the integrand for $\chi \ll 1$, we obtain to leading order:

$$f_r \approx f_r^{(\text{NR})} = (1 - n^2)(2 + \mu)\beta^{-2} + \mathcal{O}(\beta^{-4}), \quad (\text{B18})$$

with the maximum feedback gain

$$f_{r,\text{max}} = (2 + \mu)\beta^{-2} + \mathcal{O}(\beta^{-4}), \quad (\text{B19})$$

occurring for $n \rightarrow 0$. (For the special case of isotropic forcing, $\mu = 0$, this reduces to the result found by Srinivasan and Young (2012).)

Consider now non-zonal perturbations ($\varphi \neq 0^\circ$). There is a large region in the (n, φ) plane (region D in Fig. 7a) in which \mathcal{D}_2 has no roots and $f_r = \mathcal{O}(\beta^{-2})$. For larger values of n (region B in Fig. 7a), and for any given φ , $\mathcal{D}_2 = 0$ for exactly two ϑ_j that satisfy the inequality $\sin \vartheta_j < -n/2$. Consequently, $\mathcal{N}_j < 0$ and the resonant contribution from these roots is negative. For even larger values of n (regions A and C in Fig. 7a), \mathcal{D}_2 has exactly 4 roots. Only two of the roots in region A produce positive resonant contributions. Note also that region A extends to $\varphi < 60^\circ$ and $\varphi > 120^\circ$.⁵

The maximum response, which is $\mathcal{O}(\beta^{-1/2})$, arises in region A close to the curve separating regions A and C where

⁵ It can be shown that fluxes from the resonant contributions for $n < 1$ are necessarily downgradient (negative) for $60^\circ \leq \varphi \leq 120^\circ$. Proof: A positive contribution is produced when the $\mathcal{D}_2 = 0$ curve enters into the

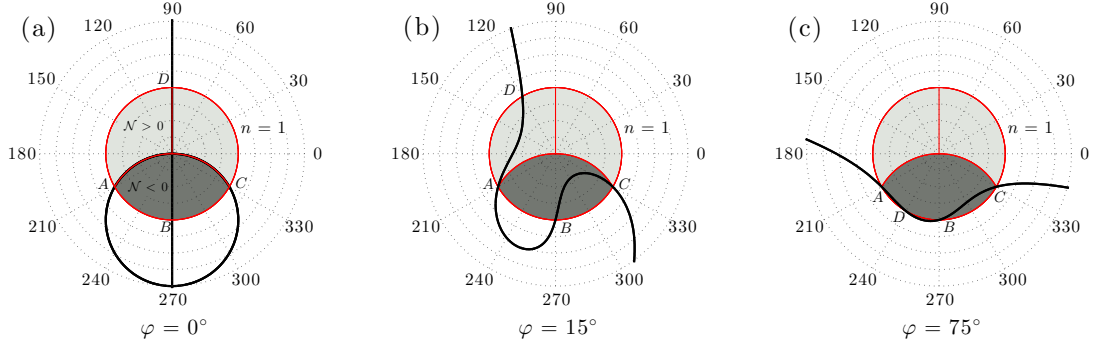


FIG. B15. Locus of the roots of $\mathcal{D}_2(\vartheta, n)$ in a (ϑ, n) polar plot for (a) zonal jet perturbations ($\varphi = 0^\circ$), (b) non-zonal perturbations with $\varphi = 15^\circ$ and (c) non-zonal perturbations with $\varphi = 75^\circ$. Shaded areas indicate the region $n \leq 1$. Light (dark) shade corresponds to (ϑ, n) satisfying $\sin \vartheta > -n/2$ ($\sin \vartheta < -n/2$) for which we have $\mathcal{N} > 0$ ($\mathcal{N} < 0$), i.e., positive (negative) resonant contributions. Points of intersection of the $\mathcal{D}_2 = 0$ curve with the unit circle are marked with A, B, C, D . The radial grid interval is $\Delta n = 0.25$. Note that the curve $\mathcal{D}_2 = 0$ does not enter the $\mathcal{N} > 0$ area for $60^\circ \leq \varphi \leq 120^\circ$, that is there are no positive contributions when $\varphi \geq 60^\circ$.

$\kappa \approx 1.16$. While the roots of \mathcal{D}_2 are independent of β , the location and the size of the region of maximum response depends on β through the dependence of κ on β . However, as β increases this dependence is weak and as $\beta \rightarrow \infty$ the maximum response occurs in a narrow region near $n \approx 0.5$ and $\varphi \approx 10^\circ$, marked with a star in Fig. 7a. The width of this region decreases with β , making it exceedingly hard to locate for large β , and the asymptotic approach of (n, φ) to $(0.5, 10^\circ)$ is shown in Fig. 11b,c.

APPENDIX C

Formal equivalence between S3T instability of a homogeneous equilibrium with modulational instability of a corresponding basic flow

In this Appendix we demonstrate the formal equivalence between the modulational instability (MI) of any solution of the barotropic equation, which may be in general time dependent but has stationary power spectrum, with the S3T instability of the homogeneous state with the same power spectrum.

Consider a solution $\psi_G(\mathbf{x}, t)$, with vorticity $\zeta_G = \Delta \psi_G$, of the inviscid and unforced nonlinear barotropic equation (1) with time-independent power spectrum. Because

$\mathcal{N} > 0$, highlighted with light grey in Fig. B15. There are 4 roots of \mathcal{D}_2 on the unit circle $n = 1$ (on which also $\mathcal{N} = 0$), at angles: $\vartheta = 210^\circ, 270^\circ, 330^\circ$ and $\vartheta = 90^\circ + 2\varphi$ (marked with A, B, C and D respectively). The $\mathcal{D}_2 = 0$ curve can cross the curve AOC , which separates positive from negative \mathcal{N} , only at points A and C , since $\mathcal{D}_2 = 0$ only at these points on AOC . Therefore, the $\mathcal{D}_2 = 0$ curve can enter the $\mathcal{N} > 0$ region i) through D , if it lies outside the arc ABC , and/or ii) through A, C . However, for $60^\circ \leq \varphi \leq 120^\circ$ point D lies within the arc ABC and moreover, the gradient $\nabla \mathcal{D}_2$ at points A and C is oriented in such way that does not allow the $\mathcal{D}_2 = 0$ curve to enter $\mathcal{N} > 0$, as $\partial_t \mathcal{D}_2 < 0$ and $\partial_\vartheta \mathcal{D}_2 \leq 0$ ($\partial_\vartheta \mathcal{D}_2 \geq 0$) at point A (point C).

$J(\psi_G, \zeta_G) = 0$, ζ_G satisfies the equation

$$\partial_t \zeta_G = \mathcal{L}^{(h)} \zeta_G, \quad (C1)$$

with $\mathcal{L}^{(h)} = \hat{\mathbf{z}} \cdot (\beta \times \nabla) \Delta^{-1}$. Linear perturbations $\delta \zeta$ to this solution evolve according to the equation:

$$\partial_t \delta \zeta = \mathcal{L} \delta \zeta, \quad (C2)$$

where

$$\begin{aligned} \mathcal{L} &= \underbrace{-\mathbf{u}_G \cdot \nabla + (\Delta \mathbf{u}_G) \cdot \nabla \Delta^{-1}}_{\mathcal{L}'_G} + \underbrace{\hat{\mathbf{z}} \cdot (\beta \times \nabla) \Delta^{-1}}_{\mathcal{L}^{(h)}} \\ &= \mathcal{L}'_G + \mathcal{L}^{(h)}, \end{aligned} \quad (C3)$$

is the time-dependent linear operator about ζ_G that has been decomposed into a spatially homogeneous operator, $\mathcal{L}^{(h)}$, that governs the evolution of ζ_G and the inhomogeneous operator \mathcal{L}'_G that depends on ζ_G . The hydrodynamic instability of ζ_G is ascertained when the largest Lyapunov exponent of (C2) is positive.

We proceed with the study of the modulational instability by decomposing the perturbation into a mean $\delta Z = \langle \delta \zeta \rangle$ and deviations from the mean $\delta \zeta' = \delta \zeta - \delta Z$, where $\langle \bullet \rangle$ is an averaging operation. The averaging operation in modulational instability is projection to the eigenstructure with wavenumber \mathbf{n} , which is orthogonal to ζ_G , because only orthogonal eigenstructures to ζ_G could become unstable. With this averaging operator $\langle \zeta_G \rangle = 0$, and therefore $\zeta_G = \zeta'_G$, whereas the perturbations has a non-zero mean, δZ , and a deviation and is expressed as $\delta \zeta = \delta Z + \delta \zeta'$. For example, if ψ_G is a sum of Rossby waves as in (29) the perturbation field from Bloch's theorem comprises of Fourier components with wavenumbers $\mathbf{n}, \mathbf{n} \pm \mathbf{p}_j, \mathbf{n} \pm 2\mathbf{p}_j, \mathbf{n} \pm 3\mathbf{p}_j, \dots$ for all the \mathbf{p}_j . In this case δZ is a plane wave with wavenumber \mathbf{n} and $\delta \zeta'$ comprises

of the remaining Fourier components. With these definitions (C2) is equivalently written as:

$$\partial_t (\delta Z + \delta \zeta') = \mathcal{L}'_G \delta Z + \mathcal{L}^{(h)} \delta \zeta' + \mathcal{L}'_G \delta \zeta' + \mathcal{L}^{(h)} \delta Z, \quad (\text{C4})$$

where \mathcal{L}'_G is primed in order to stress that the operator linearly depends on the deviation quantity ζ'_G . Equation (C4) is then separated to form an equivalent system of equations for the evolution of the mean perturbation, δZ , and the deviation perturbation, $\delta \zeta'$:

$$\partial_t \delta Z = \mathcal{L}^{(h)} \delta Z + \langle \mathcal{L}'_G \delta \zeta' \rangle, \quad (\text{C5a})$$

$$\partial_t \delta \zeta' = \mathcal{L}^{(h)} \delta \zeta' + \mathcal{L}'_G \delta Z + \mathcal{L}'_G \delta \zeta' - \langle \mathcal{L}'_G \delta \zeta' \rangle. \quad (\text{C5b})$$

The stability equation (C2) and the stability equations (C5) for δZ and $\delta \zeta'$ are equivalent. In modulational instability studies the term $\mathcal{L}'_G \delta \zeta' - \langle \mathcal{L}'_G \delta \zeta' \rangle$ in (C5b) is neglected and the stability of the following simpler system is studied:

$$\partial_t \delta Z = \mathcal{L}^{(h)} \delta Z + \langle \mathcal{L}'_G \delta \zeta' \rangle, \quad (\text{C6a})$$

$$\partial_t \delta \zeta' = \mathcal{L}^{(h)} \delta \zeta' + \mathcal{L}'_G \delta Z. \quad (\text{C6b})$$

For example, if ψ_G is in the form of (29) the neglected term comprises waves with wavevectors $\mathbf{n} \pm 2\mathbf{p}_j$, $\mathbf{n} \pm 3\mathbf{p}_j, \dots$ and the truncated system (C6) allows only interaction between the primary finite amplitude waves \mathbf{p}_j , the perturbation \mathbf{n} and the waves $\mathbf{n} \pm \mathbf{p}_j$. If ζ'_G is a single wave \mathbf{p} (as in MI studies), (C6) is referred to as the 4 mode truncation or ‘4MT’ system.

However, instead of studying the MI stability of δZ and $\delta \zeta'$ using the approximate (C6) equations, we can equivalently study the stability of δZ and $\delta C(\mathbf{x}_a, \mathbf{x}_b, t) = \langle \zeta'_G(\mathbf{x}_a, t) \delta \zeta'(\mathbf{x}_b, t) + \zeta'_G(\mathbf{x}_b, t) \delta \zeta'(\mathbf{x}_a, t) \rangle \equiv \langle \zeta'_{G,a} \delta \zeta'_b + \zeta'_{G,b} \delta \zeta'_a \rangle$. With these definitions we obtain from (C1) and (C6b) the evolution equation for δC :

$$\begin{aligned} \partial_t \delta C &= \langle (\partial_t \zeta'_{G,a}) \delta \zeta'_b + (\partial_t \zeta'_{G,b}) \delta \zeta'_a + \\ &\quad + \zeta'_{G,a} (\partial_t \delta \zeta'_b) + \zeta'_{G,b} (\partial_t \delta \zeta'_a) \rangle \\ &= \left(\mathcal{L}'_a + \mathcal{L}'_b \right) \delta C + \\ &\quad + \langle \zeta'_{G,a} \mathcal{L}'_{G,b} \delta Z_b + \zeta'_{G,b} \mathcal{L}'_{G,a} \delta Z_a \rangle. \end{aligned} \quad (\text{C7})$$

We note from the definition of \mathcal{L}'_G (cf. (C3)) that:

$$\begin{aligned} \mathcal{L}'_G \delta Z &= -(\hat{\mathbf{z}} \times \nabla \psi'_G) \cdot \nabla \delta Z + (\hat{\mathbf{z}} \times \nabla \zeta'_G) \cdot \nabla \delta \Psi \\ &= (\hat{\mathbf{z}} \times \nabla \delta Z) \cdot \nabla \psi'_G - (\hat{\mathbf{z}} \times \nabla \delta \Psi) \cdot \nabla \zeta'_G \\ &= (\Delta \delta \mathbf{U}) \cdot (\nabla \psi'_G) - (\delta \mathbf{U}) \cdot (\nabla \zeta'_G) = \delta \mathcal{A} \zeta'_G, \end{aligned} \quad (\text{C8})$$

where $\delta \mathbf{U} = \hat{\mathbf{z}} \times \nabla \delta \Psi$ is the velocity field associated with δZ and $\delta \mathcal{A} = -\delta \mathbf{U} \cdot \nabla + (\Delta \delta \mathbf{U}) \cdot \nabla \Delta^{-1}$ is the operator that also appears in (10b). As a result (C7) becomes:

$$\partial_t \delta C = \left(\mathcal{L}'_a + \mathcal{L}'_b \right) \delta C + (\delta \mathcal{A}_a + \delta \mathcal{A}_b) C^G, \quad (\text{C9})$$

where $C^G = \langle \zeta'_{G,a} \zeta'_{G,b} \rangle$. Returning now to (C6a) we note that $\langle \mathcal{L}'_G \delta \zeta' \rangle = \mathcal{R}(\delta C)$, where $\mathcal{R}(\delta C)$ is defined in (8), as:

$$\begin{aligned} \mathcal{R}(\delta C) &= \\ &= -\nabla \cdot \left[\frac{\hat{\mathbf{z}}}{2} \times (\nabla_a \Delta_a^{-1} + \nabla_b \Delta_b^{-1}) \right. \\ &\quad \left. \langle \zeta'_{G,a} \delta \zeta'_b + \zeta'_{G,b} \delta \zeta'_a \rangle \right]_{\mathbf{x}_a = \mathbf{x}_b} \\ &= -\nabla \cdot \left\{ \hat{\mathbf{z}} \times \langle (\nabla \psi'_G) \delta \zeta' + (\nabla \delta \psi') \zeta'_G \rangle \right\} \\ &= -\nabla \cdot \langle \mathbf{u}'_G \delta \zeta' + \delta \mathbf{u}' \zeta'_G \rangle \\ &= \langle -\mathbf{u}'_G \cdot \nabla \delta \zeta' + (\Delta \mathbf{u}'_G) \cdot \nabla \delta \psi' \rangle = \langle \mathcal{L}'_G \delta \zeta' \rangle. \end{aligned} \quad (\text{C10})$$

Consequently, the MI of ζ'_G is equivalently determined from the stability of the system:

$$\partial_t \delta Z = \mathcal{L}^{(h)} \delta Z + \mathcal{R}(\delta C), \quad (\text{C11a})$$

$$\partial_t \delta C = \left(\mathcal{L}'_a + \mathcal{L}'_b \right) \delta C + (\delta \mathcal{A}_a + \delta \mathcal{A}_b) C^G, \quad (\text{C11b})$$

which is identical to equations (10) that determine the S3T stability of the homogeneous equilibrium with zero mean flow, $\mathbf{U}^e = 0$, and equilibrium covariance $C^e = C^G$ under the ergodic assumption that ensemble averages are equal to averages under operation $\langle \bullet \rangle$.

For example, consider the nonlinear solution

$$\psi(\mathbf{x}, t) = \int_0^{2\pi} a(\vartheta) \cos(\mathbf{p} \cdot \mathbf{x} - \omega_{\mathbf{p}} t) d\vartheta, \quad (\text{C12})$$

with wavevectors $\mathbf{p} = (\cos \vartheta, \sin \vartheta)$ on the unit circle ($p = 1$). Expanding the plane waves into cylindrical waves:

$$e^{i[(x+\beta t) \cos \vartheta + y \sin \vartheta]} = \sum_{m=-\infty}^{+\infty} i^m J_m(\rho) e^{im(\phi - \vartheta)}, \quad (\text{C13})$$

with $\rho^2 = (x + \beta t)^2 + y^2$, $\phi = \arctan [y/(x + \beta t)]$ and J_m the m -th Bessel function of the first kind, this can be shown to be the non-dispersive structure

$$\psi(x + \beta t, y) = \text{Re} \left[\sum_{m=-\infty}^{+\infty} \gamma_m J_m(\rho) e^{im\phi} \right], \quad (\text{C14})$$

propagating westward with velocity β , where $\gamma_m = \int_0^{2\pi} a(\vartheta) e^{-im\vartheta} d\vartheta$. The results in this Appendix show that the modulational instability of the propagating structure (C12) is equivalent to the S3T instability of the homogeneous equilibrium with covariance C^e prescribed by power spectrum $\hat{C}^e(\mathbf{k}) = (2\pi)^2 |a(\vartheta)|^2 \delta(k - 1)$. Note that this S3T equilibrium is also an exact homogeneous statistical equilibrium of the nonlinear barotropic equations without approximation.

References

- Bakas, N. A., and P. J. Ioannou, 2011: Structural stability theory of two-dimensional fluid flow under stochastic forcing. *J. Fluid Mech.*, **682**, 332–361, doi:[10.1017/jfm.2011.228](https://doi.org/10.1017/jfm.2011.228).
- Bakas, N. A., and P. J. Ioannou, 2013a: Emergence of large scale structure in barotropic β -plane turbulence. *Phys. Rev. Lett.*, **110**, 224 501, doi:[10.1103/PhysRevLett.110.224501](https://doi.org/10.1103/PhysRevLett.110.224501).
- Bakas, N. A., and P. J. Ioannou, 2013b: On the mechanism underlying the spontaneous emergence of barotropic zonal jets. *J. Atmos. Sci.*, **70** (7), 2251–2271, doi:[10.1175/JAS-D-12-0102.1](https://doi.org/10.1175/JAS-D-12-0102.1).
- Bakas, N. A., and P. J. Ioannou, 2014: A theory for the emergence of coherent structures in beta-plane turbulence. *J. Fluid Mech.*, **740**, 312–341, doi:[10.1017/jfm.2013.663](https://doi.org/10.1017/jfm.2013.663).
- Bernstein, J., 2009: Dynamics of turbulent jets in the atmosphere and ocean. Ph.D. thesis, Harvard University, Publication Number: AAT 3365198.
- Bernstein, J., and B. F. Farrell, 2010: Low frequency variability in a turbulent baroclinic jet: Eddy–mean flow interactions in a two-level model. *J. Atmos. Sci.*, **67** (2), 452–467, doi:[10.1175/2009JAS3170.1](https://doi.org/10.1175/2009JAS3170.1).
- Boland, E. J. D., A. F. Thompson, E. Shuckburgh, and P. H. Haynes, 2012: The formation of nonzonal jets over sloped topography. *J. Phys. Oceanogr.*, **42**, 1635–1651, doi:[10.1175/JPO-D-11-0152.1](https://doi.org/10.1175/JPO-D-11-0152.1).
- Bouchet, F., C. Nardini, and T. Tangarife, 2013: Kinetic theory of jet dynamics in the stochastic barotropic and 2D Navier-Stokes equations. *J. Stat. Phys.*, **153** (4), 572–625, doi:[10.1007/s10955-013-0828-3](https://doi.org/10.1007/s10955-013-0828-3).
- Carnevale, G. F., and P. C. Martin, 1982: Field theoretic techniques in statistical fluid dynamics: with application to nonlinear wave dynamics. *Geophys. Astrophys. Fluid Dyn.*, **20**, 131–164, doi:[10.1080/03091928208209002](https://doi.org/10.1080/03091928208209002).
- Connaughton, C. P., B. T. Nadiga, S. V. Nazarenko, and B. E. Quinn, 2010: Modulational instability of Rossby and drift waves and generation of zonal jets. *J. Fluid Mech.*, **645**, 207–231, doi:[10.1017/S0022112010000510](https://doi.org/10.1017/S0022112010000510).
- Constantinou, N. C., B. F. Farrell, and P. J. Ioannou, 2014: Emergence and equilibration of jets in beta-plane turbulence: applications of stochastic structural stability theory. *J. Atmos. Sci.*, **71** (5), 1818–1842, doi:[10.1175/JAS-D-13-076.1](https://doi.org/10.1175/JAS-D-13-076.1).
- Danilov, S., and D. Gurarie, 2004: Scaling, spectra and zonal jets in beta-plane turbulence. *Phys. Fluids*, **16**, 2592–2603, doi:[10.1063/1.1752928](https://doi.org/10.1063/1.1752928).
- DelSole, T., 1996: Can quasigeostrophic turbulence be modeled stochastically? *J. Atmos. Sci.*, **53**, 1617–1633, doi:[10.1175/1520-0469\(1996\)053<1617:CQTBMS>2.0.CO;2](https://doi.org/10.1175/1520-0469(1996)053<1617:CQTBMS>2.0.CO;2).
- DelSole, T., 2004: Stochastic models of quasigeostrophic turbulence. *Surveys in Geophysics*, **25**, 107–194, doi:[10.1023/B:GEOP.0000028160.75549.0d](https://doi.org/10.1023/B:GEOP.0000028160.75549.0d).
- DelSole, T., and B. F. Farrell, 1996: The quasi-linear equilibration of a thermally maintained stochastically excited jet in a quasigeostrophic model. *J. Atmos. Sci.*, **53**, 1781–1797, doi:[10.1175/1520-0469\(1996\)053<1781:TQLEOA>2.0.CO;2](https://doi.org/10.1175/1520-0469(1996)053<1781:TQLEOA>2.0.CO;2).
- DelSole, T., and A. Y. Hou, 1999: Empirical stochastic models for the dominant climate statistics of a general circulation model. *J. Atmos. Sci.*, **56**, 3436–3456, doi:[10.1175/1520-0469\(1999\)056<3436:ESMFTD>2.0.CO;2](https://doi.org/10.1175/1520-0469(1999)056<3436:ESMFTD>2.0.CO;2).
- Di Nitto, G., S. Espa, and A. Cenedese, 2013: Simulating zonation in geophysical flows by laboratory experiments. *Phys. Fluids*, **25** (8), 086 602, doi:[10.1063/1.4817540](https://doi.org/10.1063/1.4817540).
- Espa, S., G. Di Nitto, and A. Cenedese, 2010: The emergence of zonal jets in forced rotating shallow water turbulence: A laboratory study. *EPL*, **92**, 34 006, doi:[10.1209/0295-5075/92/34006](https://doi.org/10.1209/0295-5075/92/34006).
- Farrell, B. F., and P. J. Ioannou, 1994: A theory for the statistical equilibrium energy spectrum and heat flux produced by transient baroclinic waves. *J. Atmos. Sci.*, **51** (19), 2685–2698, doi:[10.1175/1520-0469\(1994\)051<2685:ATFTSE>2.0.CO;2](https://doi.org/10.1175/1520-0469(1994)051<2685:ATFTSE>2.0.CO;2).
- Farrell, B. F., and P. J. Ioannou, 1995: Stochastic dynamics of the midlatitude atmospheric jet. *J. Atmos. Sci.*, **52** (10), 1642–1656, doi:[10.1175/1520-0469\(1995\)052<1642:SDOTMA>2.0.CO;2](https://doi.org/10.1175/1520-0469(1995)052<1642:SDOTMA>2.0.CO;2).
- Farrell, B. F., and P. J. Ioannou, 2003: Structural stability of turbulent jets. *J. Atmos. Sci.*, **60**, 2101–2118, doi:[10.1175/1520-0469\(2003\)060<2101:SSOTJ>2.0.CO;2](https://doi.org/10.1175/1520-0469(2003)060<2101:SSOTJ>2.0.CO;2).
- Farrell, B. F., and P. J. Ioannou, 2007: Structure and spacing of jets in barotropic turbulence. *J. Atmos. Sci.*, **64**, 3652–3665, doi:[10.1175/JAS4016.1](https://doi.org/10.1175/JAS4016.1).
- Galperin, B. H., S. Sukoriansky, and N. Dikovskaya, 2010: Geophysical flows with anisotropic turbulence and dispersive waves: flows with a β -effect. *Ocean Dyn.*, **60**, 427–441, doi:[10.1007/s10236-010-0278-2](https://doi.org/10.1007/s10236-010-0278-2).
- Gill, A. E., 1974: The stability of planetary waves on an infinite beta-plane. *Geophys. Astrophys. Fluid Dyn.*, **6**, 29–47, doi:[10.1080/03091927409365786](https://doi.org/10.1080/03091927409365786).
- Hinch, E. J., 1991: *Perturbation Methods*. Cambridge University Press.
- Ingersoll, A. P., 1990: Atmospheric dynamics of the outer planets. *Science*, **248**, 308–315, doi:[10.1126/science.248.4953.308](https://doi.org/10.1126/science.248.4953.308).
- Lee, Y., and L. M. Smith, 2007: On the formation of geophysical and planetary zonal flows by near-resonant wave interactions. *J. Fluid Mech.*, **576**, 405–424, doi:[10.1017/S0022112006004381](https://doi.org/10.1017/S0022112006004381).
- Lorenz, E. N., 1972: Barotropic instability of Rossby wave motion. *J. Atmos. Sci.*, **29**, 258–269, doi:[10.1175/1520-0469\(1972\)029<0258:BIORWM>2.0.CO;2](https://doi.org/10.1175/1520-0469(1972)029<0258:BIORWM>2.0.CO;2).
- Marston, J. B., 2010: Statistics of the general circulation from cumulant expansions. *Chaos*, **20**, 041 107, doi:[10.1063/1.3490719](https://doi.org/10.1063/1.3490719).
- Marston, J. B., 2012: Atmospheres as nonequilibrium condensed matter. *Annu. Rev. Condens. Matter Phys.*, **3**, 285–310, doi:[10.1146/annurev-conmatphys-020911-125114](https://doi.org/10.1146/annurev-conmatphys-020911-125114).
- Marston, J. B., E. Conover, and T. Schneider, 2008: Statistics of an unstable barotropic jet from a cumulant expansion. *J. Atmos. Sci.*, **65** (6), 1955–1966, doi:[10.1175/2007JAS2510.1](https://doi.org/10.1175/2007JAS2510.1).
- O’Gorman, P. A., and T. Schneider, 2007: Recovery of atmospheric flow statistics in a general circulation model without nonlinear eddy-eddy interactions. *Geophys. Res. Lett.*, **34**, L22 801, doi:[10.1029/2007GL031779](https://doi.org/10.1029/2007GL031779).
- Parker, J. B., and J. A. Krommes, 2013: Zonal flow as pattern formation. *Phys. Plasmas*, **20**, 100 703, doi:[10.1063/1.4828717](https://doi.org/10.1063/1.4828717).
- Parker, J. B., and J. A. Krommes, 2014: Generation of zonal flows through symmetry breaking of statistical homogeneity. *New J. Phys.*, **16** (3), 035 006, doi:[10.1088/1367-2630/16/3/035006](https://doi.org/10.1088/1367-2630/16/3/035006).

- Parker, J. B., and J. A. Krommes, 2015: Zonal flow as pattern formation. *Zonal jets*, B. Galperin, and P. L. Read, Eds., Cambridge University Press, chap. 5.
- Pedlosky, J., 1992: *Geophysical Fluid Dynamics*. 2nd ed., Springer.
- Read, P. L., Y. H. Yamazaki, S. R. Lewis, P. D. Williams, K. Miki-Yamazaki, J. Sommeria, H. Didelle, and A. Fincham, 2004: Jupiter's and Saturn's convectively driven banded jets in the laboratory. *Geophys. Res. Lett.*, **87**, 1961–1967, doi:[10.1029/2004GL020106](https://doi.org/10.1029/2004GL020106).
- Srinivasan, K., and W. R. Young, 2012: Zonostrophic instability. *J. Atmos. Sci.*, **69** (5), 1633–1656, doi:[10.1175/JAS-D-11-0200.1](https://doi.org/10.1175/JAS-D-11-0200.1).
- Srinivasan, K., and W. R. Young, 2014: Reynold stress and eddy diffusivity of β -plane shear flows. *J. Atmos. Sci.*, **71** (6), 2169–2185, doi:[10.1175/JAS-D-13-0246.1](https://doi.org/10.1175/JAS-D-13-0246.1).
- Sukoriansky, S., N. Dikovskaya, and B. Galperin, 2008: Nonlinear waves in zonostrophic turbulence. *Phys. Rev. Lett.*, **101** (1), 178 501, doi:[10.1103/PhysRevLett.101.178501](https://doi.org/10.1103/PhysRevLett.101.178501).
- Tobias, S. M., and J. B. Marston, 2013: Direct statistical simulation of out-of-equilibrium jets. *Phys. Rev. Lett.*, **110** (10), 104 502, doi:[10.1103/PhysRevLett.110.104502](https://doi.org/10.1103/PhysRevLett.110.104502).
- Vallis, G. K., and M. E. Maltrud, 1993: Generation of mean flows and jets on a beta-plane and over topography. *J. Phys. Oceanogr.*, **23**, 1346–1362, doi:[10.1175/1520-0485\(1993\)023<1346:GOMFAJ>2.0.CO;2](https://doi.org/10.1175/1520-0485(1993)023<1346:GOMFAJ>2.0.CO;2).
- Vasavada, A. R., and A. P. Showman, 2005: Jovian atmospheric dynamics: an update after *Galileo* and *Cassini*. *Rep. Prog. Phys.*, **68**, 1935–1996, doi:[10.1088/0034-4885/68/8/R06](https://doi.org/10.1088/0034-4885/68/8/R06).
- Weeks, W. R., Y. Triantafyllou, J. S. Urbach, K. Ide, H. L. Swinney, and M. Ghil, 1997: Transitions between blocked and zonal flows in a rotating annulus. *Science*, **278** (5343), 1598–1601, doi:[10.1126/science.278.5343.1598](https://doi.org/10.1126/science.278.5343.1598).
- Whitaker, J. S., and P. D. Sardeshmukh, 1998: A linear theory of extratropical synoptic eddy statistics. *J. Atmos. Sci.*, **55**, 237–258, doi:[10.1175/1520-0469\(1998\)055<0237:ALTOES>2.0.CO;2](https://doi.org/10.1175/1520-0469(1998)055<0237:ALTOES>2.0.CO;2).
- Zhang, Y., and I. M. Held, 1999: A linear stochastic model of a GCM's midlatitude storm tracks. *J. Atmos. Sci.*, **56**, 3416–3435, doi:[10.1175/1520-0469\(1999\)056<3416:ALSMOA>2.0.CO;2](https://doi.org/10.1175/1520-0469(1999)056<3416:ALSMOA>2.0.CO;2).