

Temporary cooling of quasiparticles and delay in voltage response of superconducting bridges after abrupt switching on the supercritical current

D.Yu. Vodolazov^{1,2*} and F.M. Peeters³,

¹ *Institute for Physics of Microstructure, Russian Academy of Sciences, 603950, Nizhny Novgorod, GSP-105, Russia*

² *Lobachevsky State University of Nizhny Novgorod, 23 Gagarin Avenue, 603950 Nizhny Novgorod, Russia*

³ *Departement Fysica, Universiteit Antwerpen (CGB), Groenenborgerlaan 171, B-2020 Antwerpen, Belgium*

(Dated: June 17, 2021)

We revisit the problem of the dynamic response of a superconducting bridge after abruptly switching on the supercritical current $I > I_c$. In contrast to previous theoretical works we take into account spatial gradients and use both the local temperature approach and the kinetic equation for the distribution function of quasiparticles. In both models the finite delay time t_d in the voltage response is connected with temporary cooling of quasiparticles due to the suppression of the superconducting order parameter by current. We find that t_d has different values and different temperature dependencies in the considered models. It turns out that the presence of even small inhomogeneities in the bridge or of bulk leads/contacts at the ends of the *homogenous* bridge favors a local suppression of the superconducting order parameter $|\Delta|$ during the dynamic response. It results in a decrease of the delay time, in comparison with the spatially uniform model, due to the diffusion of nonequilibrium quasiparticles from the region with locally suppressed $|\Delta|$. In case the current distribution is spatially nonuniform across the bridge the delay time is mainly connected with the time needed for the nucleation of the first vortex at the position where the current density is maximal (at $I \sim I_c$ and for not very wide films). We also find that a short alternating current pulse (sinusoid like) with zero time-average may result in a nonzero time-averaged voltage response where its sign depends on the phase of the ac current.

PACS numbers: 74.25.F-, 74.40.Gh

I. INTRODUCTION

In 1979 Pals and Wolter [1] observed a long delay (about hundreds of nanoseconds) in the appearance of the voltage response after the instant (on a time scale of 1 ns) application of the supercritical current to an Al superconducting film. This work initiated a large number of studies (both experimental and theoretical) which aimed to clarify the physical origin of this effect [2–8]. The main conclusion was that the supercritical current suppresses the superconducting order parameter $\Delta = |\Delta| \exp(i\phi)$ and its decay in time provides some kind of temporary ‘cooling’ of quasiparticles [2, 9]. Because the critical current in superconductors increases, when the temperature decreases, this effective cooling shifts the applied current $I > I_c(T)$ closer to the nonequilibrium I_c (corresponding to lower ‘temperature’) and it slows down the destruction of superconductivity. It was experimentally observed that the time delay t_d decreases fast with increasing amplitude of the current and in some experiments a strong dependence of t_d on temperature was found [4–7] while in other works t_d practically did not depend on T [1, 8].

In the majority of previous theoretical studies on this subject authors assumed that superconductivity decays uniformly in space [1–3] which considerably simplified the analytical calculations. Besides it was assumed that the

nonequilibrium quasiparticle distribution function $f(\epsilon)$ is not thermal (i.e. it cannot be described by the Fermi-Dirac distribution function with an effective temperature and chemical potential) and that the phonons are in equilibrium. These assumptions become invalid when the inelastic electron-electron relaxation time τ_{e-e} is of the same order as the inelastic electron-phonon relaxation time τ_{e-ph} and/or if the escape time of the nonequilibrium phonons τ_{esc} to the substrate is larger than τ_{e-ph} . In the present work we extend the model of Tinkham [2] (which we correct quantitatively by taking a proper expression for the energy derivative of the equilibrium $f(\epsilon)$) to the spatially nonuniform case and to the case when the deviation from equilibrium could be described in terms of a local temperature (quasi-equilibrium limit [16, 17]). The last model predicts the temperature independent delay time, which was earlier observed in some experiments [1, 8], and which was not explained by previous theoretical works.

In addition we answer the question: how the time delay is modified when the current density distribution is nonuniform in the superconductor. Nonuniformity may come from the Meissner (screening) effect which is important in wide films/bridges with width $w > \lambda^2/d$ (λ is the London penetration depth, d is the thickness of the film/bridge). In narrow films/bridges ($w \ll \lambda^2/d$) spatially nonuniform current distribution may arise due to the current crowding effect near edge/surface irregularities [10–12] or due to specific geometry [13]. Below we show, that for not very wide bridges and currents close to

*Electronic address: vodolazov@ipmras.ru

I_c , the delay in the voltage response is mainly connected with the appearance of the first vortex and qualitatively resembles the time delay of quasi 1D bridges. By application of weak magnetic field one may tune the current distribution in the film and change the time delay. We also discuss the relation of this problem with the recent activity devoted to superconducting single photon detectors (SSPD) [15].

We also investigate the response of the superconducting bridge on a short alternating current pulse. Our interest to this problem arises from a recent experiment where the voltage response of a wide YBCO superconducting bridge to a short pulse of synchrotron radiation was investigated [14]. As proposed in Ref. [14] the short electromagnetic pulse (with duration of about several picoseconds) induces a current pulse in the superconducting bridge. It was found that such a pulse does not substantially heat the superconductor but it leads to a finite voltage response. This experiment demonstrates the possibility to study the resistive response of the superconducting bridge on a very short time scale (\sim several picoseconds) which is hard to realize by different methods. In the framework of the used theoretical models we predict that a nonzero time averaged voltage response can be obtained from a zero time averaged ac current pulse which we explain by the long delay time in the destruction of superconductivity by current.

The structure of our paper is as follows. In section II we present our theoretical model that we use to study the dynamic response of 'dirty' superconductors near its critical temperature T_c . In section III we present the results of our calculations for quasi-1D bridges in the non-thermal (subsection IIIA) and quasi-equilibrium (subsection IIIB) cases. Subsequently, in section IV we present results for wide ($w \gg \xi(T)$) superconducting bridges placed in a weak magnetic field (which creates a nonuniform current distribution) and in section V we study the dynamic response of the superconducting bridge on a sinusoidal-like current pulse. In section VI we discuss the applicability of our results to different physical situations.

II. MODEL

To model the dynamical response of the 'dirty' superconductor near T_c we use the simplified set of equations which was derived in Refs. [18–22]. Near T_c one may neglect the coupling between odd $f_L(\epsilon)$ and even $f_T(\epsilon)$ energy parts of the quasiparticle distribution function $f(\epsilon) = (1 - f_L - f_T)/2$ and instead of solving the kinetic equation for $f_T(\epsilon)$ we use the simplest possible approximation (below we discuss the validity of this approach)

$$f_T = -e\varphi \frac{\partial f_L^0}{\partial \epsilon} \quad (1)$$

where $f_L^0 = \tanh(\epsilon/2k_B T)$ and we assume a small deviation from equilibrium $\delta f_L = f_L - f_L^0 \ll f_L^0$.

With these simplifications the equations for f_L and Δ have the following form

$$N_1 \frac{\partial f_L}{\partial t} = D \nabla \cdot ((N_1^2 - R_2^2) \nabla f_L) - \frac{N_1}{\tau_{in}} (f_L - f_L^0) - R_2 \frac{\partial f_L^0}{\partial \epsilon} \frac{\partial |\Delta|}{\partial t}, \quad (2)$$

$$\frac{\pi \hbar}{8k_B T_c} \left(\frac{\partial}{\partial t} + 2ie\varphi \right) \Delta = \xi_{GL}^2 \left(\nabla - i \frac{2e}{\hbar c} A \right)^2 \Delta + \left(1 - \frac{T}{T_c} + \Phi_1 - \frac{|\Delta|^2}{\Delta_{GL}^2} \right) \Delta, \quad (3)$$

where $\xi_{GL}^2 = \pi \hbar D / 8k_B T_c$ and $\Delta_{GL}^2 = 8\pi^2 (k_B T_c)^2 / 7\zeta(3)$ are the zero temperature Ginzburg-Landau coherence length and the order parameter correspondingly, A is the vector potential, φ is the electrical potential and $\Phi_1 = \int_0^\infty R_2 \delta f_L d\epsilon / |\Delta|$. From Eq. (3) it follows that for the uniform case and in equilibrium $|\Delta| = \Delta_{eq} = \Delta_{GL} (1 - T/T_c)^{1/2}$.

To find the solution of Eq. (2) one should use the Usadel equation for the normal $\alpha(\epsilon) = \cos \Theta = N_1(\epsilon) + iR_1(\epsilon)$ and anomalous $\beta_1 = \beta e^{i\phi}$, $\beta_2 = \beta e^{-i\phi}$ ($\beta(\epsilon) = \sin \Theta = N_2(\epsilon) + iR_2(\epsilon)$) Green functions

$$\left(\left(2i\epsilon - \frac{\hbar}{\tau_{in}} \right) - \frac{D}{\hbar} q_s^2 \cos \Theta \right) \sin \Theta + 2|\Delta| \cos \Theta = 0, \quad (4)$$

where $q_s = mv_s = (\nabla \phi - 2eA/\hbar c)$ is the superfluid momentum. In Eq. (4) we skip the term with the spatial derivative. We checked out that its presence weakly affects the time delay at $T \geq 0.9T_c$. In contrast, we find that the term proportional to q_s^2 leads to a considerable decrease of the time delay.

Within the same approximation the current density in the superconductor may be written as

$$j = \frac{\sigma_n}{e} \frac{\pi |\Delta|^2 q_s}{4k_B T_c} + \frac{\sigma_n}{e} \int_0^\infty j_\epsilon \delta f_L d\epsilon - \sigma_n \nabla \varphi = j_s + \delta j_s + j_n, \quad (5)$$

where the first term on the right hand side (RHS) is the superconducting current density, $j_n = -\sigma_n \nabla \varphi$ ($\sigma_n = 2e^2 D N_0$) is the normal current density (N_0 is the one spin density of states at the Fermi level). In Eq. (5) we keep the nonequilibrium contribution to the supercurrent (δj_s) due to $\delta f_L \neq 0$. In Ref. [3] it was argued that the presence of this term increases t_d when $I \gg I_c$.

Let us now discuss when Eq. (1) is correct. From Eq. (3) (which is similar to the standard time-dependent Ginzburg-Landau equation except for the term $\Phi_1 \Delta$ in the RHS) and $\text{div} j = 0$ (where j is defined by Eq. (5)) it follows that the conversion of the normal current to the superconducting one (at the normal metal-superconductor boundary) occurs on the scale $L_E \simeq \xi(T)$, while it is well known that near T_c this length is $L_E \simeq D \tau_{in} k_B T / |\Delta| \gg \xi(T)$ [23]. In our problem the spatial gradient of j_n appears only at the end of the transition period, when $|\Delta| \rightarrow 0$ somewhere in the bridge, and

we do not expect any influence of a different L_E on the time delay. Besides, already at $T \simeq 0.9T_c$ the majority of the normal current is converted to the superconducting one on a length scale $\xi(T)$ [24] which is connected with an increased contribution of Andreev reflection to the conversion of the current when the superconducting gap increases with decreasing temperature.

When the escape time of phonons to the substrate is shorter than the inelastic electron-phonon relaxation time and at the same time the electron-electron scattering is weaker than the electron-phonon one then the relaxation time in Eq. (2) $\tau_{in} = \tau_{e-ph}$ and the quasiparticle distribution function is not a thermal one. In this case Eqs. (2-4) and the current continuity equation $divj = 0$ are the equations that govern the dynamic response of the superconducting bridge to a supercritical current.

In the opposite limit the quasiparticles are thermalized and $f(\epsilon)$ can be described by the Fermi-Dirac distribution function with a local temperature and chemical potential - so called quasi-equilibrium approach [16, 17]. From Eqs. (2) and (4) one may obtain (see Appendix) the heat conductance equation for the local temperature of the quasiparticles $T_{loc} = T + \delta T_{loc}$

$$C_v \frac{\partial \delta T_{loc}}{\partial t} = \kappa \nabla^2 \delta T_{loc} + N_0 \frac{T}{T_c} \frac{\partial |\Delta|^2}{\partial t} - C_v \frac{\delta T_{loc}}{\tau_{in}} \quad (6)$$

where $C_v = 2\pi^2 k_B^2 N_0 T/3$ is the electron heat capacity and $\kappa = 2\pi^2 k_B^2 D N_0 T/3$ is the electron heat conductivity in the normal state. In this limit $\tau_{in} = \tau_{e-ph}$ or τ_{esc} whatever is larger. In Eq. (6) we neglect the heating effects due to Joule dissipation which is valid for our problem near T_c (for discussion see Appendix).

The time dependent equation for Δ in this limiting case resembles the ordinary time-dependent Ginzburg-Landau equation with time and coordinate dependent local temperature

$$\begin{aligned} & \frac{\pi \hbar}{8k_B T_c} \left(\frac{\partial}{\partial t} + 2ie\varphi \right) \Delta = \quad (7) \\ & = \xi_{GL}^2 \left(\nabla - i \frac{2e}{\hbar c} A \right)^2 \Delta + \left(1 - \frac{T_{loc}}{T_c} - \frac{|\Delta|^2}{\Delta_{GL}^2} \right) \Delta. \end{aligned}$$

(in this form Eq. (7) was derived earlier in Ref. [25]).

Eqs. (6-7) and $divj = 0$ are the basic equations that govern the transient response of the superconducting bridge in the quasi-equilibrium approach.

In numerical calculations for the 1D case we assume that the superconducting bridge of finite length L is attached to massive superconducting electrodes which are being in equilibrium (physically it corresponds to the variable thickness bridge). It imposes the following boundary conditions: $\Delta(x=0, L) = \Delta_{eq} \exp(i\varphi(x=0, L)t)$, $T_{loc}(x=0, L) = T$, $\varphi(0) = 0$, $\varphi(L) = V$ and the voltage V can be found from integrating Eq. (5) over the length of the bridge. For f_L more complicated boundary conditions are used: $f_L(x=0, L) = f_L^0$ when $\epsilon > \Delta_{eq}$ and $\partial f_L / \partial x(x=0, L) = 0$ for smaller energies.

In the two-dimensional case we assume that the superconducting bridge of finite length L and finite width w is attached to massive normal electrodes being in equilibrium. Normal electrodes considerably simplify our calculation in the current constant regime, which could be easily implemented via boundary conditions for the electrostatic potential $-\sigma_n \partial \varphi / \partial x(x=0, L) = j$. The rest of the boundary conditions are as follows: in longitudinal (x) direction - $\Delta(x=0, L) = 0$, $T_{loc}(x=0, L) = T$, $f_L(x=0, L) = f_L^0$, and in transverse (y) direction we use ordinary superconductor-isolator boundary conditions. To diminish the influence of nonequilibrium effects from NS boundaries we locally increase T_c near the ends of the bridge (on the distance $5\xi_0$ from each end) by 20 %.

In our calculations we use the following natural variables as the units of the corresponding quantities : $t_0 = \hbar/\Delta_0$, $\Delta_0 = 1.76k_B T_c$, $\xi_0 = \sqrt{\hbar D/\Delta_0}$, $q_s^0 = \hbar c/2e\xi_0$, $j_0 = \Delta_0 \sigma_n / (\xi_0 e)$ and $\varphi_0 = \Delta_0/e$. In our calculations we use $\tau_{in}/t_0 = 8 - 1000$ which are typical values for many superconductors (for example in MgB_2 $\tau_{e-ph}/t_0 \simeq 20$, in Nb $\tau_{e-ph}/t_0 \simeq 100$, in Sn $\tau_{e-ph}/t_0 \simeq 200$ and in Al $\tau_{e-ph}/t_0 \simeq 1000$).

In our numerical simulations we assume that the current increases linearly (from $t=0$) during the time interval $\delta t = 5t_0$. Such a procedure provides a better numerical stability of our calculations in comparison with an instant application of the current. Time delay depends weakly on the specific choice of δt while $t_d \gg \delta t$.

III. TRANSIENT RESPONSE IN 1D CASE

A. Non-thermal model

For simplicity we first neglect the nonequilibrium contribution δj_s to the supercurrent. Effect of finite δj_s on t_d will be discussed at the end of this subsection.

In the spatially uniform case one may find from Eqs. (2,3) the equation for the dynamics of the dimensionless magnitude of the order parameter $f = |\Delta|/\Delta_{eq}$

$$\tau_{GL} \frac{\partial f}{\partial t} + a f Y(f, T) \int_0^t \frac{\partial f}{\partial t'} e^{-(t-t')/\tau_{in}} dt' = f \left(1 - f^2 - \frac{\tilde{I}_s^2}{f^4} \right), \quad (8)$$

where $a = \pi \Delta_{GL} / 4k_B T (1 - T/T_c)^{1/2} \simeq 2.4 / (1 - T/T_c)^{1/2}$, $\tau_{GL} = \pi \hbar / 8k_B (T - T_c)$,

$$Y(f, T) = \frac{2}{\pi} \int_1^\infty \frac{d\epsilon}{\epsilon(\epsilon^2 - 1)^{1/2} \cosh(\epsilon f \Delta_{eq} / 2k_B T)}, \quad (9)$$

and $\tilde{I}_s^2 = 4/27(I_s/I_{dep})^2$ ($I_{dep} = j_{dep} w d$ is the Ginzburg-Landau depairing current, $I_s = j_s w d$ and we use the initial condition $f_L = f_L^0$ at $t=0$ when the current is turned on). In case when $\Delta_{eq}/2k_B T \leq 1/2$ one has $Y(f, T) \simeq 1 - bf$ ($b = \Delta_{eq}/2k_B T \simeq 1.52(1 - T/T_c)^{1/2}$). Note that in Refs. [2, 3] $Y(f) = 1$, which is valid when

$b \ll 1$. But $b \simeq 0.48$ already at $T = 0.9T_c$ and the term $-bf$ in $Y(f)$ should be taken into account.

In Eq. (8) one may neglect the first term on the left hand side (LHS) in comparison with the second term

when $\tau_{GL} \ll \tau_{in}/(1-T/T_c)^{1/2}$ (except the very beginning of the transition period when the time integral in Eq. (8) is small). With this simplification from Eq. (8) one may find the differential equation for f

$$\tau_{in} \frac{\partial f}{\partial t} = \frac{1 - f^2 - \tilde{I}_s^2/f^4}{aY(f, T) + 2f - 4\tilde{I}_s^2/f^4 + Y'(f, T)(1 - f^2 - \tilde{I}_s^2/f^4)/Y(f, T)}. \quad (10)$$

In the limit $Y(f, T) = 1$ Eq. (10) coincides with Eq. (64) of Ref. [2]. Eq. (10) becomes invalid at $f = f_{min}$

when the denominator goes to zero

$$aY(f_{min}) + 2f_{min} - 4\tilde{I}_s^2/f_{min}^4 + Y'(f_{min})(1 - f_{min}^2 - \tilde{I}_s^2/f_{min}^4)/Y(f_{min}) = 0, \quad (11)$$

and in the beginning of the transition period when f changes on a time scale $\sim \tau_{GL}$ from 1 to $f_{max} < 1$. f_{max} could be found from the following equation

$$\tilde{I}_s^2 = (1 - f_{max})f_{max}^4(aY(f_{max}) + 1 + f_{max}) \quad (12)$$

which results from Eq. (8) if one assumes a step like (on a time scale $\tau_{GL} \ll \tau_{in}$) decrease of f from 1 to f_{max} (Eq. (12) transits to Eq. (62) of Ref. [2] when $Y(f_{max}) = 1$).

From Eqs. (10-12) one can find the delay time

$$\frac{t_d}{\tau_{in}} = \int_{f_{max}}^{f_{min}} \frac{aY(f, T) + 2f - 4\tilde{I}_s^2/f^4 + Y'(f, T)(1 - f^2 - \tilde{I}_s^2/f^4)/Y(f, T)}{1 - f^2 - \tilde{I}_s^2/f^4} df \quad (13)$$

where we replace the superconducting current I_s by the full current I because when f changes from f_{max} to f_{min} the normal current in the wire is much smaller than I and $I_s \simeq I$.

In the spatially nonuniform case we solve the set of Eqs. (2-5) numerically (in Eq. (5) we put $\delta j_s = 0$) and we find that even for a homogenous bridge, $|\Delta|$ decays faster near the ends of the bridge. At first sight this result looks rather unexpected, because at the ends $|\Delta|$ is maximal due to the boundary conditions (which originate from the proximity with the massive superconducting leads being in equilibrium). But effective cooling of quasiparticles is weaker near the ends of the bridge, because nonequilibrium quasiparticles with energy $\epsilon > \Delta_{eq}$ can freely diffuse away from the bridge to the leads. As a result $|\Delta|$ decreases faster near the ends of the bridge.

We checked that a similar effect exists (see also Ref. [26]) even in the so called local equilibrium limit (when $L_{in} = (D\tau_{in})^{1/2} \ll \xi(T)$ [20, 21]) and one can neglect the diffusion of quasiparticles. But in that case the spatial gradient of $|\Delta|$ along the bridge is considerably smaller

and the effect appears only in some range of currents and τ_{in} . This result shows that not only diffusion of nonequilibrium quasiparticles may provide this effect but also the gradient of $|\Delta|$ which appears near the ends of the variable thickness bridge when $I \neq 0$.

Real bridges are never homogenous. Variations of their physical (mean free path length and/or T_c) and geometrical (width or thickness) properties along the superconductor may exist. For example we find that even a 2% suppression of T_c on a length scale of ξ_0 in the center of the bridge favors the local suppression of $|\Delta|$ in comparison with its suppression near the ends of the bridge (in the studied temperature interval $0.9 - 0.98T_c$). We checked that the time delay t_d varies with a change of local T_c (see Fig. 1) but the functional dependence $t_d(I/I_c)$ stays practically the same when the suppression of I_c due to defects is not strong ($I_c \simeq I_{dep}$). Further we consider the superconducting bridge with a defect in the center where T_c is locally suppressed by 2%.

In Fig. 2 we present the time evolution of the order parameter in the center of the superconducting bridge

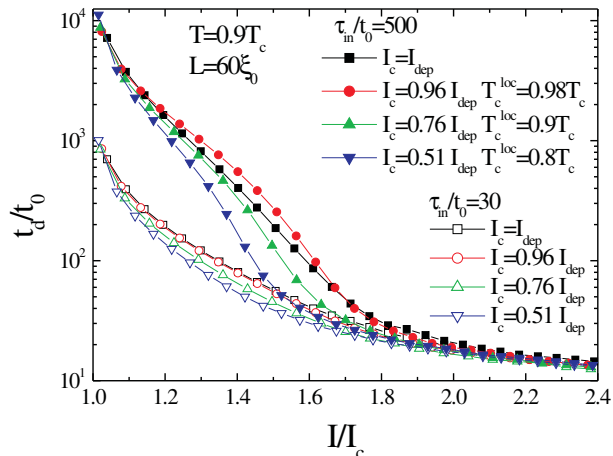


FIG. 1: Dependence of the time delay t_d on the normalized current I/I_c in the superconducting bridge with locally suppressed T_c^{loc} (in the area with size ξ_0 in the center of the bridge) and two values of τ_{in} . Decrease of t_d with decreasing T_c^{loc} is explained by the locally smaller value of $|\Delta|$ in equilibrium and it takes less time to suppress it to zero. In the case of a defect-free bridge ($I_c = I_{dep}$) the time delay is smaller than in the bridge with a weak defect (at the same value of normalized current I/I_c) because $|\Delta| \rightarrow 0$ near the ends of the homogenous bridge where the cooling effect is weaker due to the diffusion of nonequilibrium quasiparticles to the leads.

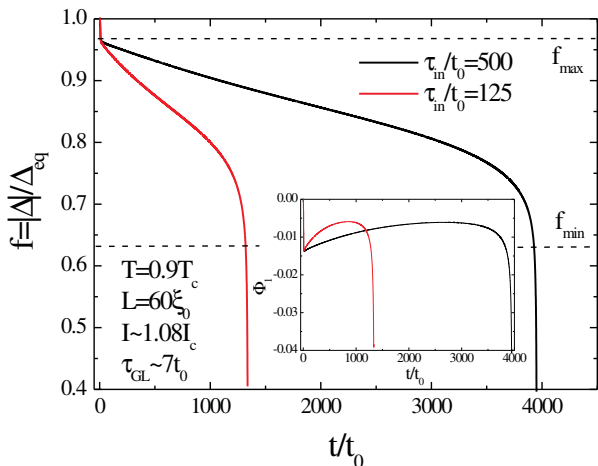


FIG. 2: Time evolution of normalized $|\Delta|$ in the center of the bridge with a weak defect after the application of the supercritical current at $t = 0$. Dashed lines shows values of f_{max} and f_{min} from Eqs. (11,12). In the inset we show the time dependence of Φ_1 in the center of the bridge. Dynamics of both $|\Delta|$ and Φ_1 does not depend on τ_{in} in the beginning and in the end of the transition process.

with length $60\xi_0$ at $T = 0.9T_c$ and two values of τ_{in} . One can see that qualitatively the dynamics of $|\Delta|$ follows the predictions of the spatially uniform model. At the beginning of the transition there is a sudden drop in $|\Delta|$ (on a time scale $\sim \tau_{GL}$) and the value of this drop is close to the one predicted by Eq. (12) (note that it does not depend on τ_{in}). Further decay of $|\Delta|$ strongly depends on τ_{in} (see Fig. 2) until it reaches some minimal value which is close to the one predicted by Eq. (11). After that $|\Delta|$ varies fast in time (again on the time scale $\sim \tau_{GL}$) and its dynamics weakly depends on τ_{in} .

In Fig. 3 we present the dependence $t_d(I/I_c)$ for different values of τ_{in} . If one compares this result with Eq. (13) (solid curve in the inset of Fig. 3) one can see that for the spatially nonuniform case the time delay is much shorter (when $\tau_{in} \gg \tau_{GL}$). Besides there is no 'universal' curve (see the inset to Fig. 3 for normalized variables) on which all curves drop as in the case of the spatially uniform model. We explain these deviations by the diffusion of nonequilibrium quasiparticles from the point where $|\Delta|$ decreases faster. Indeed, the diffusion decreases locally the cooling of quasiparticles and accelerates the decay of $|\Delta|$. This effect also results in a dependence of t_d on the position, where $|\Delta|$ locally decays, with respect to the ends of the bridge (compare t_d for a uniform bridge and for the bridge with a weak defect in Fig. 1) and on the length of the bridge when $L/2 \lesssim L_{in} = (D\tau_{in})^{1/2}$ (see Fig. 4).

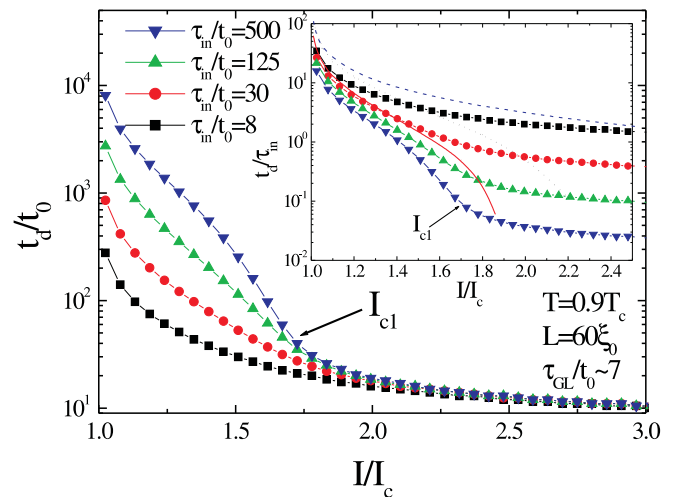


FIG. 3: Dependence of the time delay on the normalized current for different τ_{in} (both comparable and much larger than τ_{GL}). In the inset we show the same dependencies but with t_d normalized in units of τ_{in} . Solid curve corresponds to Eq. (13), dotted curve to Eq. (13) with $Y(f) = 1$ (Eq. (64) in Ref. [2]) and dashed curve from Eq. (60) of Ref. [2] (local equilibrium limit).

In the model described by Eq. (13) $t_d \rightarrow 0$ when $f_{min} = f_{max}$ which occurs for some current I_{c1} as given in Ref. [2]. Spatially nonuniform decay of $|\Delta|$ does not change this result qualitatively - the time delay drops fast when $I \rightarrow I_{c1}$ (but its value is larger in the uniform

model - see inset in Fig. 3) while at larger currents t_d is still finite and it does not depend on τ_{in} anymore. From a physical point of view for currents $I > I_{c1}$ 'cooling' of quasiparticles (which is limited by a decrease of $|\Delta|$ from Δ_{eq} to zero) cannot compensate the depairing effect of the current and the time delay does not depend on τ_{in} . Finite delay time at $I > I_{c1}$ is explained by the finite time $\tau_J = \tau_{GL}/u$ ($u \sim \pi^4/14\zeta(3)$) [23] needed for the transformation of the normal current to the superconducting one (assuming that the normal current appears in the bridge on a time scale much smaller than τ_J) and finite relaxation time of $|\Delta|$, which imposes a relatively weak dependence on the current $t_d(I) \sim \tau_{GL}I_c/I$.

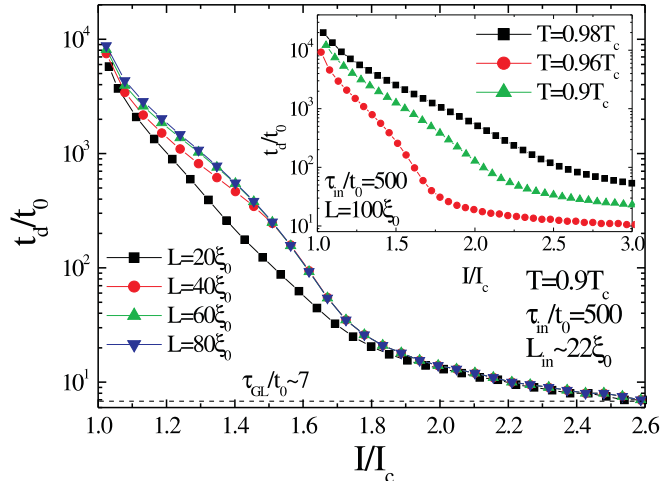


FIG. 4: Dependence of the time delay on the normalized current for bridges with different length. For chosen $\tau_{in}/t_0 = 500$ and $L_{in}/\xi_0 \simeq 22\xi_0$ there is a strong decrease of t_d when $L \lesssim 2L_{in} \sim 40\xi_0$ which we explain by increased diffusion of nonequilibrium quasiparticles to the leads. In the inset we show the dependence of t_d on temperature for a long bridge $L \simeq 4.5L_{in}$.

Notice that not only diffusion of nonequilibrium quasiparticles is responsible for the reduction of t_d . It turns out that if we remove the term proportional to q_s^2 in Eq. (4) then the time delay and the current I_{c1} increases (but t_d will still be smaller than in the uniform case). Finite q_s smears out the peak in the density of states N_1 and in the spectral function R_2 at $\epsilon = |\Delta|$ [27] which results in a somewhat smaller value of Φ_1 , in comparison with the case when $q_s = 0$, and thus smaller cooling effect.

Let us now discuss how the nonequilibrium contribution to the supercurrent δj_s influences the time delay. From Fig. 5 one can see that finite $\delta j_s \neq 0$ leads to larger t_d and I_{c1} . In some respect finite δj_s 'compensates' the reduction of t_d due to diffusion of quasiparticles and smearing of the spectral functions near $\epsilon = |\Delta|$ and shifts t_d closer to the result expected from the uniform model. Originally the increase of t_d due to finite δj_s was predicted in Ref. [3] but authors used spatially uniform model and their values of t_d was larger than Tinkham's result with $\delta j_s = 0$ (see Fig. 5 in Ref. [2]) which is shown

in Fig. 5 by the dashed curve.

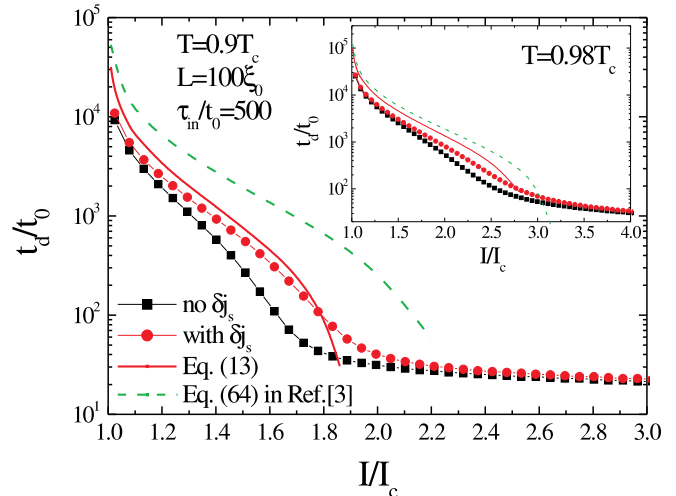


FIG. 5: Change in the time delay when one takes into account the nonequilibrium contribution to the superconducting current. From the inset one can see that at higher temperature the effect of $\delta j_s \neq 0$ becomes smaller.

B. Quasi-equilibrium model

In the uniform case, from Eqs. (6,7) follows the equation for the time dependence of $f = |\Delta|/\Delta_{eq}$ which is similar to Eq. (8)

$$\tau_{GL} \frac{\partial f}{\partial t} + a_T f \int_0^t \frac{\partial f^2}{\partial t'} e^{-(t-t')/\tau_{in}} dt' = f \left(1 - f^2 - \frac{\tilde{I}_s^2}{f^4} \right) \quad (14)$$

where $a_T = 3\Delta_{GL}^2/2\pi^2 k_B^2 T_c^2 \simeq 1.42$. Again, when $\tau_{GL} \ll \tau_{in}$ we neglect the first term on the LHS of Eq. (14) and we find the differential equation

$$\tau_{in} \frac{\partial f}{\partial t} = \frac{1 - f^2 - \tilde{I}_s^2/f^4}{2f(1 + a_T) - 4\tilde{I}_s^2/f^5}. \quad (15)$$

Similar to the case which is considered in section IIIA, Eq. (15) is not valid at the very beginning and at the end of the transition period when the denominator of Eq. (15) goes to zero. From Eq. (15) one may find the time delay

$$\frac{t_d}{\tau_{in}} = \int_{f_{max}}^{f_{min}} \frac{2f(1 + a_T) - 4\tilde{I}_s^2/f^5}{1 - f^2 - \tilde{I}_s^2/f^4} df, \quad (16)$$

where $f_{min} = (2\tilde{I}_s^2/(1+a_T))^{1/6}$ and f_{max} should be found from the equation

$$\tilde{I}^2 = f_{max}^4 (1 + a_T) (1 - f_{max}^2). \quad (17)$$

From Eq. (16) it follows that t_d depends only on temperature via $\tau_{in}(T)$. This is the main qualitative difference with Eq. (13), where the strong temperature dependence of t_d comes from $a(T)$ and $Y(T)$. As a consequence,

in the quasi-equilibrium model the current $I_{c1} \simeq 1.55I_c$ (when $f_{max} = f_{min}$ and $t_d \rightarrow 0$).

In Fig. 6 we present the dependence $t_d(I/I_c)$ for a bridge with length $L = 100\xi_0$ found from a numerical solution of Eqs. (6-7) and $div j = 0$. As in the non-thermal model the effect of quasiparticle diffusion is large and in the homogenous bridge the order parameter decays faster near the leads. Therefore we suppress T_c in the center of the bridge by 4% in the region with size ξ_0 and in Fig. 6 we show the time decay of the order parameter in this place. In the inset one can see rather weak temperature dependence of t_d at currents near I_c and strong temperature dependence at $I \gtrsim I_{c1} \sim 1.55I_c$. The latter occurs due to the strong temperature dependence of τ_{GL} which mainly determines the time delay at $I \gtrsim I_{c1}$.

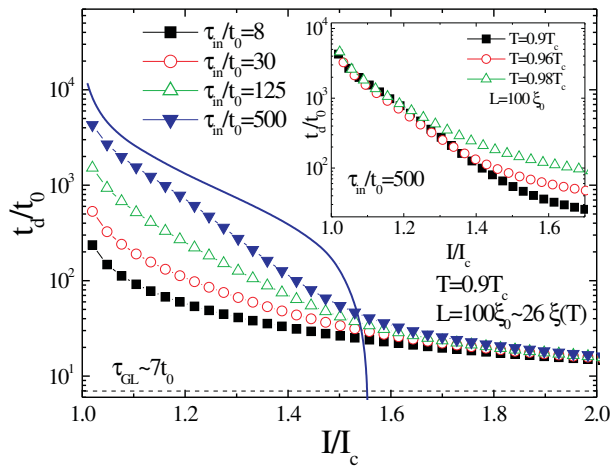


FIG. 6: Dependence of the time delay on the normalized current for a superconducting bridge (quasi-equilibrium model). Solid curve corresponds to Eq. (16) with $\tau_{in}/t_0 = 500$. In the inset we show the dependence $t_d(I/I_c)$ for different temperatures.

From a comparison of Figs. 3 and 6 one can see that the dependence of the time delay on current and τ_{in} in the quasi-equilibrium limit resembles the one in the non-thermal limit but it is shorter for fixed I/I_c and τ_{in} . We can explain this as follows. In the non-thermal model the cooling effect comes from the term $R_2 \partial|\Delta|/\partial t$ in the kinetic equation which is peaked at energies $\epsilon \simeq |\Delta|$ and it has a long tail $\sim |\Delta|/\epsilon$ at larger energies. It results in the largest deviation from equilibrium at $\epsilon \simeq |\Delta|$ and this interval of energies gives a relatively large contribution to Φ_1 . In the quasi-equilibrium model, due to the thermalization process this peak is smeared out and it leads to a smaller value of Φ_1 and a weaker 'cooling' effect.

IV. DYNAMIC RESPONSE IN 2D BRIDGE

Now we study the dynamic response in a two dimensional bridge with nonuniform current distribution across the superconductor. In our case the nonuniformity arises due to the application of a perpendicular magnetic field (see Fig. 7). We consider only weak fields when there is no vortices in the bridge at currents below I_c .

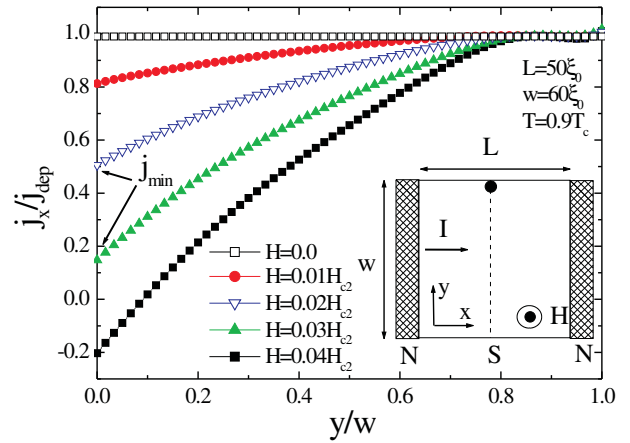


FIG. 7: Distribution of the current density across the superconducting bridge (along the dashed line in the sketch of the bridge shown in the inset) at different magnetic fields and currents just below $I_c(H)$. In the inset we show a sketch of the bridge contacted to normal leads. To prevent the influence of nonequilibrium effects from the NS boundaries we locally (on the distance $5\xi_0$ from each end) increased the local T_c by 20 %.

Due to the nonuniform current distribution the order parameter decays first near the edge where the current density is maximal. When near the edge $|\Delta| \rightarrow 0$ the vortex enters the film and passes through it (for our length of the bridge only one vortex enters simultaneously). Behind the moving vortex there is a wake - region with suppressed order parameter (see inset (b) in Fig. 8) which appears due to the large recovery time of $|\Delta|$ (in the local equilibrium approximation, when $\tau_{in} < \tau_{GL}$, this effect was studied in Refs. [28, 29]). This wake favors faster nucleation of the second and subsequent vortices (in Fig. 8 every minimum in $|\Delta|(t)$ corresponds to the entrance of a new vortex) because of subsequent gradual suppression of $|\Delta|$ (see Fig. 8). Passage of several vortices nucleates a quasi-phase slip line [29] - the region with width $\sim 2\xi$ where $|\Delta|$ is strongly suppressed but is still different from zero (see insets (c,d) in Fig. 8). This quasi-phase slip line (PSL) may convert or not to a normal domain which then spreads over the superconductor if the current or τ_{in} is large enough. Note that in the present model only partial Joule dissipation is considered (via the dependence

of the Green functions on the supervelocity - see Ref. [30]) and hence the time for nucleation of the quasi-PSL is underestimated.

When the ratio j_{min}/j_{dep} is small (for definition of j_{min} see Fig. 7) the quasi PSL may not appear at $I \sim I_c(H)$ because in the part of the film where j is small the vortices move slowly and $|\Delta|$ has time to recover. Does quasi-PSL appear or not at $I = I_c(H)$ is controlled by τ_{in} - the larger τ_{in} the smaller the current threshold value $I_{th}(\tau_{in})$ when quasi-PSL appears in the bridge [29]. If $I_{th} > I_c(H)$ then in the current interval $I_c(H) < I < I_{th}$ there is slow vortex motion and the voltage signal is small while for $I > I_{th}$ there will be a sudden jump in the voltage connected with the appearance of the quasi-PSL.

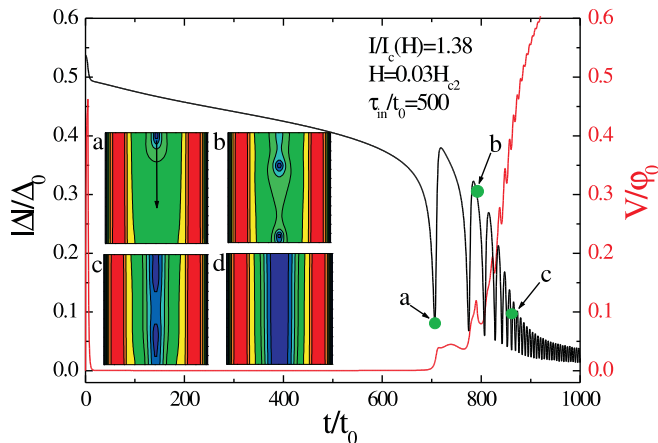


FIG. 8: Time dependence of $|\Delta|$ at the edge of the bridge (marked as black spot in the inset in Fig. 7) and voltage drop across the bridge at $I/I_c(H) \simeq 1.38$ and $H = 0.03H_{c2}$ (non-thermal model). In the inset we present snapshots of $|\Delta|$ in the bridge at different moments in time: a) $t/t_0 = 706$, b) $t/t_0 = 789$, c) $t/t_0 = 863$ and d) $t/t_0 = 1500$. Arrow in inset a) shows the direction of vortex motion. The narrow peak in the voltage at $t \simeq 0$ is connected with initially normal current $I_n = I$ which transforms to the superconducting one on the time scale τ_J .

Below we consider the situation when $I_c(H) > I_{th}$. Due to the nonuniform (over width of the bridge) decay of $|\Delta|$ there is an uncertainty in the definition of the time delay. One of the variants is to define it as the time needed for the nucleation of the first vortex after the application of the supercritical current (this time is shown in Fig. 9). From Fig. 8 it is clear that this definition underestimates t_d because a large voltage response appears only after the nucleation of the quasi-PSL. But noticeable difference arises only at relatively large currents when these two times becomes comparable with each other (for example for the parameters of Fig. 8 the first vortex nucleation time is $\sim 700t_0$ while the PSL nucleation time is $\sim 900t_0$).

Our simulations show that the delay in the appearance of the quasi-phase slip line after the nucleation of the first vortex is mainly determined by the 'flight' time

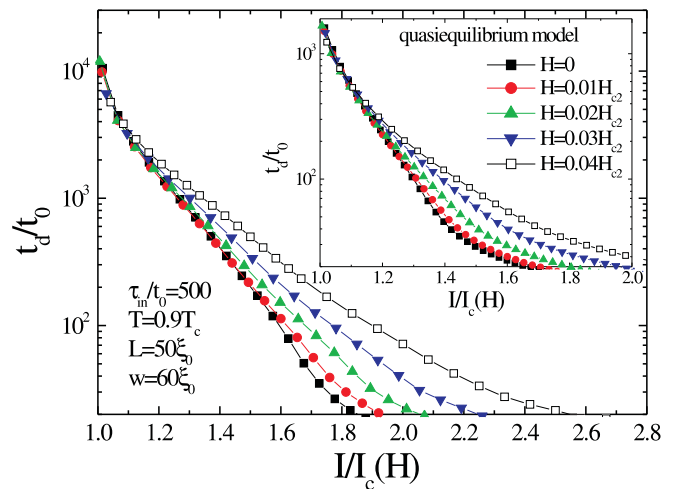


FIG. 9: Dependence of the time delay (in the appearance of the first vortex) on the applied current at different magnetic fields (non-thermal model). In the inset we show the same dependencies calculated in the quasi-equilibrium model.

of the first vortex across the bridge. We find that the second, third and so on vortices enter the bridge before the first vortex exits. The number of vortices simultaneously present in the bridge depends on the width of the bridge, τ_{in} and on the ratio j_{min}/j_{dep} . For example in the bridge with $w = 50\xi_0$ there are two vortices in the quasi-phase slip line (see insets b,c in Fig. 8), while in the bridge with $w = 120\xi_0$ there are already four vortices (for the same τ_{in} and ratio j_{min}/j_{dep}).

The 'flight' time of the first vortex t_f could be roughly estimated using results for the time delay in quasi-1D bridges and the knowledge about the basic properties of the vortex. First of all one should remind that next to the vortex core the superconducting current density $\sim j_{dep}$. From one side of the vortex this current density and the transport current density are summed up and it leads to a local destruction of superconductivity and vortex motion in that direction. If the sum of these current densities exceeds $j_{c1} = I_{c1}/wd$ then the time decay of $|\Delta|$ is rather short ($t_d \sim \tau_{GL}I_{dep}/I$ - see section III) and the first vortex moves fast. One can estimate its average velocity as $v_{aver} \sim \xi(T)/t_d$. For our bridge with $w = 60\xi_0 \simeq 16\xi(T = 0.9T_c)$ the 'flight' time of the first vortex is about $t_f \simeq w/v_{aver} \sim 16\tau_{GL} \sim 112t_0$ (for parameters of Fig. 8 where $I_c(H = 0.03H_{c2}) = 0.75I_{dep}$) which is not far from the numerical value $\sim 83t_0$.

As the current approaches I_c the nucleation time of the first vortex increases much faster than the first vortex 'flight' time and the time delay is mainly determined by the former time (except for very wide films with $w \gg \xi t_d/\tau_{GL} \sim \xi\tau_{in}/\tau_{GL}$).

The above rough estimations are valid if the sum of the current densities from the vortex and the transport current exceeds j_{c1} . In case of a small ratio j_{min}/j_{dep} this condition is not fulfilled and the first vortex moves with a much lower velocity. As a limiting case the quasi

PSL is not nucleated and at $I \sim I_c$ there is only slow vortex motion.

In the quasi-equilibrium limit we have qualitatively the same results for the dependence of t_d (time nucleation of the first vortex) on the applied magnetic field - see inset in Fig. 9. Note that in both models at $I \simeq I_c(H)$ this time delay slightly decreases with an increase of H (probably it is connected with a stronger diffusion of the nonequilibrium quasiparticles in the 2D case in comparison with 1D) while at larger currents t_d increases (for the same ratio $I/I_c(H)$). The last effect can be connected with the current redistribution when $|\Delta|$ becomes suppressed near one edge and the superconducting current escapes that region which leads to a locally smaller value of the current density.

V. DYNAMIC RESPONSE ON AN ALTERNATING CURRENT PULSE

In this section we study the dynamic response of the superconducting bridge on an alternating current pulse with amplitude I_{ac} larger than I_c and with a zero time average (the ac current pulse is modelled as one period of the sinusoid $I = I_{ac} \sin(2\pi t/T_{ac})$). Our interest to this problem arises from recent work [14] where the voltage response of the superconducting YBCO bridge on a short pulse of synchrotron radiation (with duration of several picoseconds) was experimentally observed even in the absence of dc current. Due to the absence of a bolometric origin of the resistive response authors supposed that the electric field of the electromagnetic radiation accelerates the superconducting electrons and when the radiation induced current exceeds the critical current a finite voltage appears in the bridge.

Based on the results of sections III-IV we may give the following rough criterion: at given amplitude I_{ac} a resistive response does exist when during the ac current pulse the time interval when $|I| > I_c$ exceeds $t_d(I_{ac})$, where $t_d(I_{ac})$ corresponds to the time delay on the abrupt switching on of the dc current with amplitude I_{ac} . We numerically checked and confirmed this idea on the example of a quasi-1D superconducting bridge. We also find one interesting effect which arises when the amplitude of the ac pulse approaches some critical value. From Fig. 10 one can see that with increasing I_{ac} a large voltage appears first in the second half of the ac current pulse and one needs to increase I_{ac} to observe it in the first half too. We explain this effect as follows. During the first half of the pulse the order parameter is getting suppressed and it does not recover its equilibrium value at $t = T/2$ (when $I(t) = 0$) due to the finite relaxation time of $|\Delta|$ (see inset in Fig. 10 for $I = 1.46I_c$ and $I = 1.56I_c$). At $T/2 < t < T$ there is further suppression of $|\Delta|$ and it goes to zero (when I_{ac} is sufficiently strong) and a highly resistive state appears in the bridge (in the used 1D bridge it is realized as a phase slip process). As a result the time-averaged voltage is not equal to zero and its

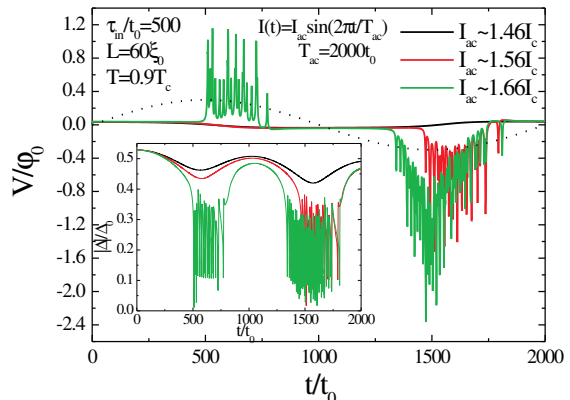


FIG. 10: Time dependence of the voltage in the 2D superconducting bridge during an ac current pulse (marked as dotted line). In a relatively narrow range of amplitudes of the current pulse the larger voltage appears only for one direction of the current. In the inset we show the time dependence of the order parameter in the center of the bridge. Calculations are made within the non-thermal model.

sign depends on the phase of the ac current pulse - with change of the phase by π the sign of the time averaged voltage changes.

Dynamic response of a 2D bridge with nonuniform current distribution is qualitatively similar to the case of a 1D bridge. When the amplitude of the ac pulse exceeds some critical value (at fixed period T_{ac}) the vortices enters the bridge one by one and they suppress $|\Delta|$ along their trajectory of motion (see Fig. 11). At $t = T/2$ there are no vortices in the bridge (for the chosen parameters in Fig. 11) but $|\Delta|$ is suppressed below its equilibrium value and it facilitates the faster vortex motion in the second half of the pulse. As a result the voltage is larger in the second half of the pulse (see Fig. 11).

VI. DISCUSSION

In the first experiment on transient response it was found that the time delay in Al films does not depend on temperature when $0.76 < T/T_c < 0.92$ [1]. Subsequent experiments on Al [5–7] and In [4] films found a strong temperature dependence of t_d near T_c . A later experiment on a YBCO bridge again did not reveal any temperature dependence of t_d in a wide temperature interval $4.2K - 68K$ [8]. Note that all previous theories predicted a strong temperature dependence of t_d near T_c [2, 3] due to the coefficient $a(T)$ in Eq. (13). In Ref. [8] authors tried to resolve this problem by the replacement the product $a(T)\tau_{in} \sim \tau_{|\Delta|}$ by a temperature independent escape time of nonequilibrium phonons τ_{esc} to the substrate. Our results give a physical and math-

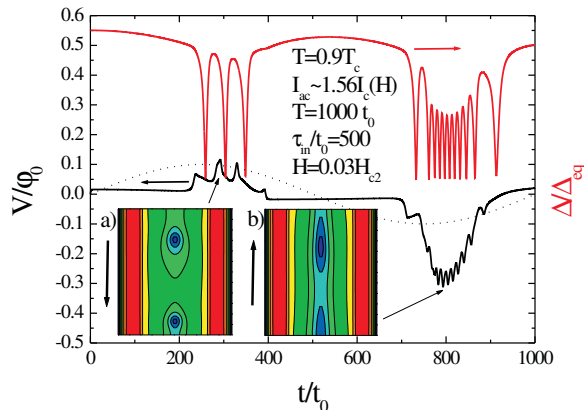


FIG. 11: Time dependence of the voltage across the bridge and magnitude of order parameter in the center of superconductor when ac current pulse (marked as dotted line) is applied. In the inset we show spatial distribution of $|\Delta|$ at $t = 290t_0$ (a) and at $t = 800t_0$. In the second half of the pulse the order parameter is suppressed strongly along the path of vortex motion which ensures larger vortex velocity and higher value of the voltage than in the first half of the current pulse. Calculations are made in quasi-equilibrium model.

emational reasons for such a replacement. In case if the escape time of phonons to the substrate is the longest relaxation time the electrons and phonons have one temperature which is different from the bath temperature. In this case one should use the quasi-equilibrium model with $\tau_{in} = \tau_{esc}$ and this model predicts a temperature independent $t_d(I/I_c(T))$ at currents relatively close to I_c (see inset in Fig. 6 and Eq. (16)).

In the case when there is good thermal connection between the superconductor and the substrate and $\tau_{esc} \ll \tau_{e-ph} \ll \tau_{e-e}$ the non-thermal model is more relevant. This model predicts strong temperature dependence of t_d near T_c (see inset in Fig. 4) which is even stronger than that follows from Refs. [2, 3] because of the temperature dependent $Y(T)$. In a more complicated situation the times τ_{e-ph} , τ_{e-e} and τ_{esc} could be comparable with each other which brings a more complex temperature dependence of $t_d(T)$ (it should be something in between two limiting cases considered here).

In our calculations we neglect the temperature dependence of τ_{in} . It is approximately valid when $\tau_{in} = \tau_{esc}$ and not in the case when $\tau_{in} = \tau_{e-ph} \sim 1/T^3$ (this temperature dependence comes from the Debye model of phonons). However if one does not go far from T_c it gives only small corrections in τ_{e-ph} (for example $\tau_{e-ph}(0.9T_c) \simeq 1.4\tau_{e-ph}(T_c)$).

How is the time delay modified when we consider low temperatures? At low temperatures there is an exponential decay of $Y(T)$ when $k_B T \ll \Delta_{eq}$ (which follows from the general expression for $Y(T)$ - see Eq. (9)) and

it formally leads to a fast decay of t_d when $T \rightarrow 0$ despite the increase of $\tau_{in} = \tau_{e-ph}$ (in non-thermal model where the phonons are in equilibrium). But one should remember that Eqs. (2-5) were derived at $T \sim T_c$ (when $\Delta_{eq} \ll k_B T$) and many terms were omitted, which can become important at low temperatures. Therefore this question needs additional investigation both in non-thermal and quasi-equilibrium limits.

Our predictions for the dependence of the time delay of narrow superconducting bridges/films (with width $\xi \ll w \ll \lambda^2/d$) on the applied magnetic field could be checked by an experiment. We predict that in relatively weak magnetic fields $0 < H \lesssim \Phi_0/4\pi\xi w$ (when the superconductor is in the Meissner state) the time delay depends weakly on H for $I \gtrsim I_c(H)$ and for larger currents $I \gg I_c(H)$, t_d should increase with increasing H . The crucial effect for the observation of long delay times at $I \sim I_c(H)$ is the absence of trapped vortices in the superconductor. Indeed, our calculations show that for not very wide films $w \ll \xi t_d/\tau_{GL} \sim \xi \tau_{in}/\tau_{GL}$ the time delay is determined mainly by the nucleation time of the first vortex and the presence of trapped vortices should decrease t_d .

Our theoretical results for the dynamic response of a superconducting bridge on the short ac current pulse qualitatively resembles some of the experimental results of Ref. [14]. Namely we also find nonzero voltage response in the absence of a dc current and a change of its sign when the phase of the ac current changes by π . However we use a very simple shape of the ac current pulse (sinusoid) which is drastically different from the asymmetric pulse in the experiment (see Fig. 9 in Ref. [14]). If the pulse is asymmetric (amplitude of the current of one sign is much larger than the amplitude of the current of opposite sign) then the sign of the voltage response is determined by the largest current in the pulse. This makes it difficult to directly compare our results with those of Ref.[14] but in any case we predict that the response may appear only if the duration of the pulse is larger than the time delay at the largest amplitude of the current pulse.

In Ref. [14] no external magnetic field was present but the current distribution probably was nonuniform across the bridge both due to current-crowding effect at the ends of the bridge [13] and the small aspect ratio $L/w \sim 0.44$ [32]. Indirectly it could be seen from the measured current-voltage (IV) characteristic which has a low voltage tail at currents close to I_c and a sharp voltage jump at large currents (see Fig. 4 in Ref. [14]) which resembles the IV curves of wide superconducting bridges with $w \gg \lambda^2/d$ (see Fig. 2 in [31]). Width of the used bridge ($w = 4.5\mu m$) satisfies the condition $w \gg \xi \tau_{in}/\tau_{GL}$ (where we used $\tau_{in} \sim 1.7 \cdot 10^{-11} s$ at $T = 0.9T_c$ [33] and $\xi(T = 0.9T_c) \sim 5nm$) which means that the main contribution to the time delay comes from the creation process of a quasi-phase slip line. It is clear that the last time depends not only on the intrinsic parameters of the material (τ_{in}) but also on the width of the bridge.

And finally, we discuss the application of our results to the problem of the time delay in the appearance of the voltage response after the absorption of a single photon in a superconducting single photon detector. The absorbed photon creates a hot spot (region with suppressed $|\Delta|$) in the superconducting film and the superconducting current density is redistributed in order to avoid this place [15]. The current redistribution occurs on the time scale $\sim \tau_J$ which is much smaller than any inelastic relaxation times. Therefore, it is safely to assume that the current distribution changes suddenly. Due to current crowding effect the distribution of the current density will be nonuniform with the local maxima near the hot spot [34]. If the maximal current density exceeds j_{dep} the superconducting state becomes unstable and a finite voltage drop appears in the film after some time delay. In Ref. [35] authors used the results of the uniform model [2] to analyze their experimental results on the time delay. Our calculations show that the spatially nonuniform current distribution does not change *qualitatively* the dependence of t_d on the current but it reduces t_d considerably. Therefore usage of simple expressions following from the Tinkham's model may considerably underestimate the actual value of τ_{in} . Besides one should take into account that when the maximal current density near the hot spot approaches j_{c1} the time delay drops fast and it becomes about τ_{GL} (but in reality this time will be larger and it is mainly determined by the creation time of the hot spot).

VII. CONCLUSION

In our work we studied the dynamic response of 1D and 2D superconducting bridges after the abrupt switching on of the supercritical current. We presented calculations near the critical temperature of the superconductor in two limits: i) non-thermal limit, when the energy relaxation time of electrons due to electron-phonon interaction is the shortest one and the phonons are assumed to be in equilibrium, and ii) quasi-equilibrium limit when the energy relaxation time of electrons is determined by the escape time of the nonequilibrium phonons to the substrate and one can use the local temperature approach. We find that in both limits the fastest decay of the superconducting order parameter occurs near the ends of the homogenous bridge or, for a weakly inhomogenous bridge, in defect places where the local critical current is smallest. We find that the time decay of $|\Delta|$ is smaller than in the model with spatially uniform suppression of $|\Delta|$ due to the diffusion of nonequilibrium ('cooled') quasiparticles from the region where $|\Delta|$ decays faster. Smearing of the density of states and the spectral functions at energies close to $|\Delta|$ (arising from finite super-velocity) is another factor which leads to a decrease of t_d . Time delay does not depend on the temperature in the quasi-equilibrium limit (at currents slightly exceed-

ing I_c) which is in strict contrast with the non-thermal model which predicts a strong temperature dependence of t_d taken at the same values $I/I_c(T)$.

Dynamic response of the 2D bridge with nonuniform current distribution resembles the response of the bridge with uniformly distributed current but it has also some qualitative differences. The superconducting state in a 2D bridge is destroyed by the appearance of vortices and the subsequent nucleation of the quasi-phase slip line across the bridge. For not very wide films $w/\xi \lesssim \tau_{in}/\tau_{GL}$ the nucleation time of the first vortex and nucleation time of the quasi-phase slip line are close to each other at currents not far from I_c . By varying the weak applied magnetic field one may change the level of nonuniformity in the current distribution and tune the time delay.

A voltage response of the superconducting bridge on an alternating current pulse (sinusoid like) is predicted if the duration of the pulse is larger than the time delay after the abrupt switching of the current with magnitude equal to the amplitude of the ac current pulse. We also find that the time-averaged voltage is not zero despite the zero time-averaged current and its sign changes when the phase of the ac current is changed by π .

Acknowledgments

The work was supported partially by the Russian Foundation for Basic Research (project 12-02-00509), by the Ministry of education and science of the Russian Federation (project 8686) and by the European Science Foundation (ESF) within the framework of the activity entitled 'Exploring the Physics of Small Devices (EPSD)' (project 4327).

Appendix A: Derivation of the heat conductance equation

Here we derive the heat conductance equation which governs the dynamics of the local temperature of the quasiparticles in the quasi-equilibrium limit when the electric field E is small (or E is finite only during a short time interval $\lesssim \tau_{GL}$) and one may neglect the Joule heating. First of all from Eq. (4) it follows that

$$\frac{\partial N_1}{\partial t} + \frac{\partial |\Delta|}{\partial t} \frac{\partial R_2}{\partial \epsilon} - \frac{4Dq_s}{\hbar} \frac{\partial q_s}{\partial t} \frac{\partial R_2 N_2}{\partial \epsilon} = 0. \quad (\text{A1})$$

In the next step we multiply Eq. (A1) by f_L , add it to the equation for f_L (Eq. (2)) and than multiply the final equation by $N_0\epsilon$ and integrate over the energy. As a result we obtain (with the help of the self-consistency equation $\Delta/\nu = 1/2 \int R_2 f_L d\epsilon$, where ν is a coupling constant) the equation for the energy balance (per unit volume)

$$\frac{\partial}{\partial t} \left[2N_0 \int_{-\infty}^{\infty} \epsilon N_1 f_L d\epsilon - |\Delta|^2/\nu \right] = 2N_0 D \nabla \left(\int_{-\infty}^{\infty} \epsilon (N_1^2 - R_2^2) \nabla f_L d\epsilon \right) - \frac{2N_0}{\tau_{in}} \int_{-\infty}^{\infty} \epsilon N_1 (f_L - f_L^0) d\epsilon. \quad (\text{A2})$$

In Eq. (A2) the term in brackets on the LHS corresponds to the energy of the electrons per unit volume $\mathcal{E} = F + TS$ (S is the entropy and F is the free energy per unit volume). This equation (here with omitted terms which incorporate effects of Joule dissipation and coupling between transverse f_T and longitudinal f_L parts of $f(\epsilon)$) was originally derived in [22] (see Eq. (C.4) there). We

seek for the solution of this equation in the form

$$f_L(\epsilon) = \tanh(\epsilon/2k_B T_{loc}), \quad (\text{A3})$$

and insert it in Eq. (A2). After integration over energy we find the equation for the temperature of quasiparticles

$$\frac{\partial}{\partial t} \left(\frac{N_0 \pi^2 k_B^2 T_{loc}^2}{3} - N_0 |\Delta|^2 \frac{T_{loc}}{T_c} \right) = \frac{2N_0 D \pi^2 k_B^2}{3} \nabla (T_{loc} \nabla T_{loc}) - \frac{N_0 \pi^2 k_B^2}{3} \frac{T_{loc}^2 - T^2}{\tau_{in}}. \quad (\text{A4})$$

In the derivation of Eq. (A4) we used the Ginzburg-Landau expression for the free energy F , the expression for the entropy S of the superconductor near T_c ($S = 2\pi^2 N(0) k_B^2 T/2 - N(0) |\Delta|^2/T_c$) and assume that Δ satisfies the time-dependent Ginzburg-Landau equation (Eq. (3)). We also neglect terms $\sim |\Delta|^4$ in \mathcal{E} which leads to $|\Delta|^4/\partial t \sim \Delta_{eq}^4/\tau_{GL} \sim (1 - T/T_c)^3$ in the RHS of Eq. (A4) and which is small near T_c (note that it has the same smallness as the neglected Joule dissipation $jE \sim \sigma_n j_{dep}^2 \sim (1 - T/T_c)^3$). In the framework of

Eq. (A4) the cooling of quasiparticles due to a decreasing $|\Delta|$ has a simple physical origin - because of energy conservation the temperature of quasiparticles should go down to compensate the energy increase due to the suppression of $|\Delta|$.

When the deviation from the equilibrium temperature is small $|T_{loc} - T| = |\delta T_{loc}| \ll T$ one may linearize Eq. (A4) and we arrive at Eq. (6).

-
- [1] J.A. Pals and J. Wolter, Physics Letters A **70**, 150 (1979).
 - [2] M. Tinkham, in *Nonequilibrium, Superconductivity, Phonons, and Kapitza Boundaries*, Proceedings of NATO Advanced Study Institutes **B65**, edited by K. E. Gray (Plenum, New York, 1981), p.231.
 - [3] A. Geier and G. Schön, J. of Low Temp. Phys. **46**, 151 (1982).
 - [4] D.J. Frank, M. Tinkham, A. Davidson, and S.M. Faris, Phys. Rev. Lett. **50**, 1611 (1983).
 - [5] J. Wolter, P.M.Th.M. van Attekum, R.E. Horstman, and M.C.H.M. Wouters, Physica **108B**, 781 (1981).
 - [6] P.M.Th.M. van Attekum, M.C.H.M. Wouters, J. Wolter, and R.E. Horstman, Solid State Comm. **40**, 1019 (1981).
 - [7] J. Wolter, P.M.Th.M. van Attekum, R.E. Horstman, and M.C.H.M. Wouters, Solid State Comm. **40**, 433 (1981).
 - [8] F.S. Jelila, J.P. Maneval, F.R. Ladan, F. Chibane, A. Marie-de-Ficquelmont, L. Mechin, J.C. Villegier, M. April, and J. Lesueur, Phys. Rev. Lett. **81** 1933 (1998).
 - [9] M. Tinkham, *Introduction to superconductivity*, (McGraw-Hill, NY, 1996).
 - [10] A. Buzdin and M. Daumens, Physica C **294**, 257 (1998).
 - [11] A. Yu. Aladyshkin, A.S. Melnikov, I.A. Shereshevsky, and I.D. Tokman, Physica C **361** 67 (2001).
 - [12] D. Yu. Vodolazov Phys. Rev. B **62**, 8691 (2000).
 - [13] J. R. Clem and K. K. Berggren, Phys. Rev. B **84**, 174510 (2011).
 - [14] Probst, P. Probst, A. Semenov, M. Ries, A. Hoehl, P. Rieger, A. Scheuring, V. Judin, S. Wünsch, K. Il'in, N. Smale, Y.-L. Mathis, R. Müller, G. Ulm, G. Wüstefeld, H.-W. Hübers, J. Hänisch, B. Holzapfel, M. Siegel, and A.-S. Müller, Phys. Rev. B **85**, 174511 (2012).
 - [15] Ch. M. Natarajan, M. G. Tanner, and R. H. Hadfield, Supercond. Sci. Technol. **25**, 063001 (2012).
 - [16] K. E. Nagaev, Phys. Rev. B **52**, 4740 (1995).
 - [17] F. Giazotto, T. T. Heikkilä, A. Luukanen, A. M. Savin, and J. P. Pekola, Rev. Mod. Phys. **78**, 217 (2006).
 - [18] A. Schmid and G. Schön, J. Low Temp. Phys. **20**, 207 (1975).
 - [19] A.I. Larkin and Yu. N. Ovchinnikov, Zh. Eksp. Teor. Fiz. **73**, 299 (1977) [Sov. Phys. JETP **73**, 155 (1977)].
 - [20] L. Kramer and R.J. Watts-Tobin, Phys. Rev. Lett. **40**, 1041 (1978).
 - [21] R.J. Watts-Tobin, Y. Krähenbühl, and L. Kramer, J. Low Temp. Phys. **42**, 459 (1981).
 - [22] A. Schmid, *Kinetic equations for dirty superconductors* (in book *Nonequilibrium Superconductivity, Phonons, and Kapitza Boundaries*, edited by K. E. Gray (Plenum Press, New York, 1981), p.423).

- [23] B.I. Ivlev and N.B. Kopnin, *Adv. Phys.* **33**, 80 (1984).
- [24] Th. Y. Hsiang and J. Clarke, *Phys. Rev. B* **21**, 945 (1980).
- [25] V.P. Galaiko, *Zh. Eksp. Teor. Fiz.* **68**, 223 (1975) [*Sov. Phys. JETP* **41**, 108 (1975)].
- [26] I. F. Oppenheim, S. Frota-Pessoa, and M. Octavio, *Phys. Rev. B* **25**, 4495 (1982).
- [27] A. Anthore, H. Pothier, and D. Esteve, *Phys. Rev. Lett.* **90**, 127001 (2003).
- [28] L. I. Glazman, *Fiz. Nizk. Temp.* **12**, 688 (1986) [*Sov. J. Low Temp. Phys.* **12**, 389 (1986)].
- [29] D. Yu. Vodolazov and F. M. Peeters, *Phys. Rev. B* **76**, 014521 (2007).
- [30] D. Y. Vodolazov and F. M. Peeters, *Phys. Rev. B* **83**, 224523 (2011).
- [31] I. V. Zolochetskii, *Low Temp. Phys.* **37**, 979 (2011).
- [32] L.G. Aslamazov and A. I. Larkin, *Zh. Eks. Teor. Fiz.* **68**, 766 (1975)[*Sov. Phys. JETP* **41**, 381 (1975)].
- [33] S. G. Doettinger, S. Kittelberger, R. P. Huebener, and C. C. Tsuei, *Phys. Rev. B* **56**, 14157 (1997).
- [34] A. N. Zotova and D. Y. Vodolazov, *Phys. Rev. B* **85**, 024509 (2012).
- [35] J. Zhang, W. Sysz, A. Pearlman, A. Verevkin, R. Sobolewski, O. Okunev, G. Chulkova, and G. N. Goltsman, *Phys. Rev. B* **67**, 132508 (2003).