

QCD NLO and EW NLO corrections to $t\bar{t}H$ production with top quark decays at hadron collider

Zhang Yu, Ma Wen-Gan, Zhang Ren-You, Chen Chong, and Guo Lei
Department of Modern Physics, University of Science and Technology of China,
Hefei, Anhui 230026, P.R.China

Higgs boson production associated with a top quark pair is an important process in studying the nature of the newly discovered Higgs boson at the LHC. In this letter, we report on our calculations including the next-to-leading order (NLO) QCD and NLO electroweak corrections to the $pp \rightarrow t\bar{t}H$ process in the standard model. We present the integrated cross sections at the 14 TeV LHC and even at the future proton-proton colliders with $\sqrt{s} = 33$ and 100 TeV. Our calculation includes the top quark subsequent decays by adopting the narrow width approximation. The kinematic distributions of Higgs boson and top quark decay products at the LHC are provided. We find that the $\mathcal{O}(\alpha_s^2\alpha_{ew}^2)$ corrections are quantitatively comparable with the $\mathcal{O}(\alpha_s^3\alpha_{ew})$ corrections in some kinematic region.

PACS numbers: 12.38.Bx, 13.40.Ks, 14.65.Ha, 14.80.Bn

Introduction.- In July 2012 both the ATLAS and CMS collaborations at the LHC reported the evidence of the existence of a new neutral boson with mass of around 126 GeV [1, 2] in searching for the standard model (SM) Higgs boson [3–5]. They provided very clear evidence to strengthen the hypothesis that the newly discovered particle is the SM Higgs boson [6, 7]. To understand the nature of the discovered Higgs boson is one of the major goals of the LHC, especially its Yukawa coupling to the heaviest fermion, top quark (y_t). Unlike the dominant production mechanism for the Higgs boson at the LHC, loop production mechanism $gg \rightarrow H$, which is sensitive to y_t but can be easily polluted by the particles beyond the SM running in the loop, the $t\bar{t}H$ associated production can be used to probe the structure of top-Higgs interactions unequivocally.

From the experimental point of view, the analysis of the $t\bar{t}H$ production event is extremely challenging. One of the difficulties is related to the production rate which is strongly suppressed by parton distribution functions (PDFs) due to the production of three heavy particles needs a large center-of-mass collision energy for the initial partons. Other difficulties are manifested by the presence of various irrepressible backgrounds and by the complexity of the final state, which make its kinematic reconstruction far from straightforward. Current search strategies are mainly designed for the $H \rightarrow b\bar{b}$ decay mode combining with the fully leptonic and/or semi-leptonic decay channels for the top quark [8–10]. The other two important Higgs boson decay channels $H \rightarrow WW^*$ [11–13] and $H \rightarrow \tau\tau$ [14–17] have also been discussed. The process $pp \rightarrow t\bar{t}H$ has preliminarily been searched by the ATLAS [18, 19] and CMS [20, 21] using data samples collected at the LHC with the center-of-mass energies of 7 TeV and 8 TeV, but the current luminosity and analyses have not reached the sensitivity required by the SM Higgs boson.

In completely determining the nature of the Higgs boson at the LHC, precision theoretical predictions are nec-

essary and will play a crucial role. The leading order (LO) predictions for $t\bar{t}H$ production at $\mathcal{O}(\alpha_s^2\alpha_{ew})$ have been given some years ago [22]. The Higgs production in association with a top pair was studied up to QCD next-to-leading order (NLO) accuracy at $\mathcal{O}(\alpha_s^3\alpha_{ew})$ in Refs.[23–26]. The predictions for the $t\bar{t}H$ production with parton shower and hadronization effects at the LHC are provided in Refs.[27, 28]. Further discussions on the uncertainties of the scale, α_s , and PDF are included in Refs.[29–31]. Besides, the complete NLO QCD corrections to the process $pp \rightarrow t\bar{t}H + 1jet$ are also given in Ref.[32].

In order to meet requirement of the experimental measurement, the accuracy up to QCD NLO plus electroweak (EW) NLO for the $pp \rightarrow t\bar{t}H$ process with top decays is necessary which is desired in the Les Houches NLO wishlist [33]. Although the NLO EW correction is normally suppressed by the smallness of the coupling constant α_{ew} and nominally subdominant with respect to the QCD contributions, the NLO EW correction can become significant in the high-energy domain due to the appearance of Sudakov logarithms that result from the virtual exchange of soft or collinear massive weak gauge bosons [34–37]. In this letter we calculate the NLO QCD and NLO EW corrections to the $pp \rightarrow t\bar{t}H$ process in the SM. We provide the integrated cross sections at the 14 TeV LHC and at the future proton-proton colliders with $\sqrt{s} = 33$ and 100 TeV, and study some kinematic distributions of final particles after top quark subsequent decays by adopting the narrow width approximation (NWA).

Calculational setup.- Since the calculation strategy of the NLO QCD correction to $pp \rightarrow t\bar{t}H$ process has been already provided in Refs.[23–26], here we give only the calculation setup of the NLO EW correction. Our calculation for the $pp \rightarrow t\bar{t}H$ process is carried out in the 't Hooft-Feynman gauge. We adopt the dimensional regularization scheme in the NLO calculations, where the

dimensions of spinor and space-time manifolds are extended to $D = 4 - 2\epsilon$ to isolate the ultraviolet (UV) and infrared (IR) singularities. We apply FeynArts-3.7 package [38] to automatically generate the Feynman diagrams and the FormCalc-7.2 program [39] to algebraically simplify the corresponding amplitudes. In order to solve the serious unstable problem in the calculation of the scalar and tensor integrals, we have to adopt quadruple precision arithmetic which would consume much more computer CPU time. We modified the LoopTools-2.8 package [39, 40] by adopting the segmentation method analogous to that in Refs.[41, 42] to treat the unstable problem and improve the efficiency in the numerical calculation of the scalar and tensor integrals. With this method the program can automatically switch to the quadruple precision codes in the region of $\frac{\det G_3}{(2k_{max}^2)^3} < 10^{-5}$, where $\det G_3$ is the Gram determinant and k_{max}^2 the maximum of the external four-momentum squared for a given 4-point integral.

The value of fine structure constant is obtained by adopting the G_μ -scheme via $\alpha_{ew} = \frac{\sqrt{2}G_\mu M_W^2}{\pi} \left(1 - \frac{M_W^2}{M_Z^2}\right)$. Compared to the α_{ew} -scheme defined in the Thomson limit ($Q = 0$), choosing the G_μ -scheme can avoid large logarithms of the light fermion masses generated by running of the coupling constant $\alpha_{ew}(Q)$ from the scale $Q = 0$ to the EW scale $Q = M_W$ in the NLO corrections. In addition, the counterterm of coupling constant α_{ew} in G_μ -scheme inherits a correction term Δr from the weak corrections to muon decay [44]. The relevant fields and masses are renormalized by adopting the on-mass-shell renormalization scheme and the explicit expressions for the renormalization constants are detailed in Ref.[45].

The parent process $pp \rightarrow t\bar{t}H$ is contributed by $gg \rightarrow t\bar{t}H$ and $q\bar{q} \rightarrow t\bar{t}H$ partonic processes, and the NLO EW correction contains the virtual and real emission correction components. The ultraviolet (UV) divergences in loop integrals for both partonic processes are regularised dimensionally. After performing the renormalization procedure, the whole NLO EW correction is UV finite.

For the NLO EW correction to the subprocess $gg \rightarrow t\bar{t}H$, the photonic IR divergences originating from exchange of virtual photon in loop can be extracted and cancelled with those in the real photon emission correction by employing either the dipole subtraction (DS) method [46–48] or the two cutoff phase space slicing (TCPSS) method [49]. In our calculations, we transfer the dipole formulae in QCD provided in Ref.[46] in a straightforward way to the case of dimensionally regularised photon emission.

Another dominant $t\bar{t}H$ production process occurs via QCD-mediated $q\bar{q}$ annihilation. In a similar way as used for previous subprocess, the photonic IR divergences in the virtual corrections to the $q\bar{q} \rightarrow t\bar{t}H$ subprocess can be compensated by those from the real emission processes $q\bar{q} \rightarrow t\bar{t}H\gamma$, $\gamma q(\bar{q}) \rightarrow t\bar{t}Hq(\bar{q})$ and the PDF counterterms

in the NLO EW calculation.

A specific peculiarity in the NLO EW calculation for the $q\bar{q}$ annihilation subprocess, is that each of the $\mathcal{O}(\alpha_s \alpha_{ew}^{3/2})$ box and pentagon graphs shown in Fig.1 contains a gluon in loop and may induce additional gluonic IR divergences. To eliminate these gluonic IR divergences in the NLO EW calculation, we have to include additionally two $\mathcal{O}(\alpha_s^2 \alpha_{ew}^2)$ correction parts which are missing in previous calculation. One part is resulted from the interference between the $\mathcal{O}(\alpha_s^{3/2} \alpha_{ew}^{1/2})$ Feynman diagrams (consisting of 12 gluon emission graphs, the representative graphs are shown in upper row of Fig.2) and the $\mathcal{O}(\alpha_s^{1/2} \alpha_{ew}^{3/2})$ ones (consisting of 28 gluon emission graphs, the representative graphs are shown in lower row of Fig.2). Here we find that only the contribution from the interference between the initial and final state gluon radiation diagrams is nonzero owing to the color structure. Another missing part at $\mathcal{O}(\alpha_s^2 \alpha_{ew}^2)$ comes from the interference between the box (pentagon) diagrams which involve two virtual gluons in loop at $\mathcal{O}(\alpha_s^2 \alpha_{ew}^{1/2})$, and the EW-mediated LO diagrams for $q\bar{q} \rightarrow t\bar{t}H$ subprocess at $\mathcal{O}(\alpha_{ew}^{3/2})$. Both the photonic IR and gluonic IR divergences are regularised dimensionally. After combining all the contributing parts at the $\mathcal{O}(\alpha_s^2 \alpha_{ew}^2)$ mentioned above, the final result is IR finite.

As we know that the LO subprocess $gq(\bar{q}) \rightarrow t\bar{t}Hq(\bar{q})$ can be QCD-mediated or EW-mediated by exchanging either gluon or neutral vector boson V ($V = Z, \gamma$), and the contributions to its cross section contain $\mathcal{O}(\alpha_s^3 \alpha_{ew})$, $\mathcal{O}(\alpha_s^2 \alpha_{ew}^2)$ and $\mathcal{O}(\alpha_s \alpha_{ew}^3)$ parts. The first part has been already included in the real light-(anti)quark emission NLO QCD correction, the third part can be neglected due to the relative small order, while the second contribution part at $\mathcal{O}(\alpha_s^2 \alpha_{ew}^2)$ from subprocess $gq(\bar{q}) \rightarrow t\bar{t}Hq(\bar{q})$ is IR finite due to the color structure, and should be involved in our NLO EW corrections.

We provide the contributions to the cross section for the $pp \rightarrow t\bar{t}H$ process at $\mathcal{O}(\alpha_s \alpha_{ew}^2)$ from photon-gluon fusion subprocess $g\gamma \rightarrow t\bar{t}H$ separately.

Numerical results.- The total cross section at the QCD NLO has been checked with those in Refs.[25, 26], and the coincident numerical results have been obtained by taking the same input parameters. In our numerical evaluations we take the following SM input parameters [50]: $G_\mu = 1.1663787 \times 10^{-5} \text{ GeV}^{-2}$, $M_W = 80.385 \text{ GeV}$ and $M_Z = 91.1876 \text{ GeV}$. The mass of Higgs boson is taken to be $M_H = 126 \text{ GeV}$, and all the quarks are massless except the top quark with $m_t = 173.5 \text{ GeV}$. The Cabibbo-Kobayashi-Maskawa (CKM) matrix is taken to be diagonal.

We use the most recent NNPDF2.3QED PDFs in our calculations [51], which consistently include QED corrections and a photon distribution function and thus allow to evaluate the contribution from the photon-induced processes. We factorize and absorb initial state gluonic

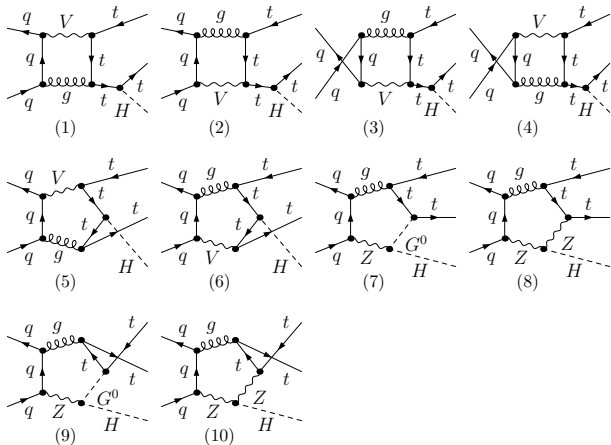


FIG. 1: The box (upper row) and pentagon diagrams (the lower two rows) for $q\bar{q} \rightarrow t\bar{t}H$ subprocess containing a gluon in loop, where $V = Z, \gamma$. For box diagrams, the graphs with a Higgs boson radiated off the external anti-top are not drawn. For pentagon diagrams, the graphs by exchanging the initial quark and anti-quark are not drawn.

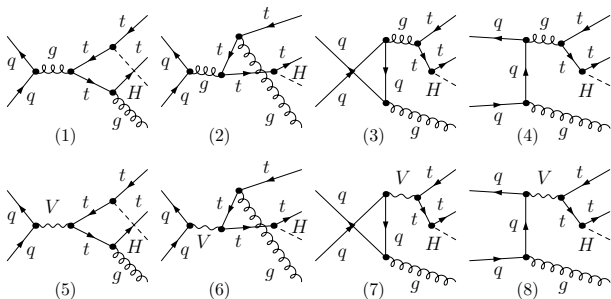


FIG. 2: Some representative tree-level diagrams for gluon bremsstrahlung subprocess $q\bar{q} \rightarrow t\bar{t}H + g$ at the $\mathcal{O}(\alpha_s^{3/2}\alpha_{ew}^{1/2})$ (upper row) and $\mathcal{O}(\alpha_s^{1/2}\alpha_{ew}^{3/2})$ (lower row, where $V = Z, \gamma$).

(photonic) collinear singularities into the PDFs by using the \overline{MS} (*DIS*) factorization scheme. The value of the strong coupling constant quoted as $\alpha_s(M_Z) = 0.119$ dictated by the PDF set in five flavor scheme. The renormalization and the factorization scales are set to be equal, $\mu_R = \mu_F = m_t + \frac{1}{2}M_H$.

The total NLO QCD plus NLO EW corrected integrated cross section at a hadron collider is defined as the summation of four pieces,

$$\begin{aligned} \sigma_{NLO} = & \sigma_{LO}^{(1)}(\alpha_s^2\alpha_{ew}) + \Delta\sigma_{QCD}(\alpha_s^3\alpha_{ew}) \\ & + \Delta\sigma_{EW}(\alpha_s^2\alpha_{ew}^2) + \sigma_{g\gamma}(\alpha_s\alpha_{ew}^2), \end{aligned} \quad (1)$$

where $\Delta\sigma_{QCD}$ contains the NLO QCD corrections, $\Delta\sigma_{EW}$ is the summation of the corrections at $\mathcal{O}(\alpha_s^2\alpha_{ew}^2)$ described in the last section, and $\sigma_{g\gamma}$ denotes the contribution from the LO gluon-photon fusion subprocess $g\gamma \rightarrow t\bar{t}H$, $\sigma_{LO}^{(1)}$ and all other pieces in Eq.(1) are evalu-

ated by using the NNPDF2.3QED NLO PDFs. We define the cross section at QCD/EW NLO as $\sigma_{QCD/EW} = \sigma_{LO}^{(1)} + \Delta\sigma_{QCD/EW}$. The corresponding relative QCD correction is given as $\delta_{QCD} = \sigma_{QCD}/\sigma_{LO} - 1$, where the σ_{LO} is the cross section at LO by adopting NNPDF2.3QED LO PDFs, and the corresponding relative genuine EW correction is defined as $\delta_{EW} = \sigma_{EW}/\sigma_{LO}^{(1)} - 1$.

In the EW NLO numerical calculations, we applied both the DS and TCPSS methods to isolate the IR singularities, and verified the consistence of the results from these two methods. In employing DS method, we also verified the independence on the parameter $\alpha \in (0, 1]$, originally proposed in Refs.[52, 53], which essentially controls the region of phase space over the subtracted terms, such as $\alpha = 1$ means the full dipole subtraction has been considered. The formulae needed in this work have been presented in Ref.[54].

In Table I, we provide the LO, NLO QCD plus NLO EW corrected integrated cross sections for $t\bar{t}H$ production at the $\sqrt{s} = 14, 33$ and 100 TeV hadron colliders. There the corresponding relative QCD and EW corrections are also listed in the last two columns. The cross sections contributed by the $g\gamma \rightarrow t\bar{t}H$ subprocess are listed too. We can see that the LO cross section at a hadron collider is enhanced by the NLO QCD corrections while suppressed by the NLO EW corrections, and the absolute relative NLO EW corrections are smaller than those of the NLO QCD corrections.

\sqrt{s} TeV	$\sigma_{LO}(pb)$	$\sigma_{NLO}(pb)$	$\sigma_{g\gamma}(pb)$	$\delta_{QCD}(\%)$	$\delta_{EW}(\%)$
14	0.49442(7)	0.5862(23)	0.00659	22.6	-1.03
33	3.3687(7)	4.335(23)	0.02930	33.0	-0.45
100	26.973(7)	35.65(23)	0.13475	36.8	-0.54

TABLE I: The LO, NLO QCD plus NLO EW corrected integrated cross sections for $t\bar{t}H$ production at the $\sqrt{s} = 14, 33$ and 100 TeV hadron colliders. The cross sections contributed by the subprocess $g\gamma \rightarrow t\bar{t}H$ are provided too. The relative NLO QCD and NLO EW corrections are listed in the last two columns.

In the following, we investigate the kinematic distributions of final particles after the subsequential on-shell (anti-)top quark decays ($t \rightarrow Wb \rightarrow l\nu b$ where $l = e, \mu$). In analysing the $pp \rightarrow t\bar{t}H \rightarrow W^+bW^-bH + X \rightarrow l^+l^-bb\nu\bar{\nu}H + X$ events, we use the NWA method and take the relevant branch ratios as $Br(t \rightarrow Wb) = 100\%$ and $Br(W \rightarrow l\nu) = 10.80\%$ ($l = e, \mu$) [50].

In Fig.3(a) and Fig.4(a), we depict the LO, NLO QCD and NLO EW corrected distributions of final positive charged lepton transverse momentum, $p_T^{l^+}$ ($l^+ = e^+, \mu^+$), and Higgs boson transverse momentum, separately. Since the CP is conserved at parton level, the distribution of the l^+ transverse momentum should be

the same as l^- . We can see from the figures that the differential cross sections reach maximal values at the vicinities of $p_T^{l^+} \sim 40$ GeV for final l^+ and $p_T^H \sim 60$ GeV for Higgs boson. And then the distributions drop rapidly with the increment of transverse momentum. The corresponding relative corrections are shown in Fig.3(b) and Fig.4(b) separately. From these figures we see that the $g\gamma$ corrections are at 1% level and the relative corrections are quantitatively stable in the plotted transverse momentum ranges. Both the relative NLO QCD and EW corrections are positive at lower p_T region and become negative at higher p_T region. We can see also that the absolute size of the EW relative correction continuously grows up with the increment of p_T at high p_T region because of the Sudakov logarithms [34, 35]. When $p_T^{l^+}$ goes up to 600 GeV, the relative EW correction can reach -10% , while at the position around $p_T^H \simeq 600$ GeV, the relative EW correction is about -11% .

In Fig.5(a) and Fig.6(a), we display the distributions of the invariant masses of the final lepton pairs (M_{l+l^-}) and top quark pair ($M_{t\bar{t}}$) at the 14 TeV LHC, respectively. The corresponding relative corrections are shown in Fig.5(b) and Fig.6(b) separately. We can see that the LO differential cross section $d\sigma_{LO}/dM_{l+l^-}$ ($d\sigma_{LO}/dM_{t\bar{t}}$) is enhanced by the NLO QCD correction when $M_{l+l^-} < 400$ GeV ($M_{t\bar{t}} < 840$ GeV), and reduced if M_{l+l^-} ($M_{t\bar{t}}$) continues to become larger. The NLO EW corrected distributions demonstrate that the relative NLO EW corrections are always negative except in the region of $M_{l+l^-} < 80$ GeV and $M_{t\bar{t}} < 480$ GeV. The relative NLO EW (QCD) correction amounts up to -8% (-45%) for $M_{l+l^-} = 1000$ GeV, and -6% (-35%) for $M_{t\bar{t}} = 1600$ GeV. One can see that the absolute relative NLO EW corrections are smaller than those of the NLO QCD corrections, but cannot be neglected.

Summary.- Precision predictions for $t\bar{t}H$ production at a hadron collider is very important in probing the top Yukawa coupling. In this letter, we present the calculations up to the QCD NLO and EW NLO for the process $pp \rightarrow t\bar{t}H$ with NWA top decays. We employ the most recent NNPDF2.3QED PDFs which include QED corrections and photon distribution function, and obtain the total NLO QCD and NLO EW corrected cross sections for the $pp \rightarrow t\bar{t}H$ process and the contributions from gluon-photon fusion subprocess at $\mathcal{O}(\alpha_s\alpha_{ew}^2)$. We provide the integrated cross sections at the $\sqrt{s} = 14, 33$ and 100 TeV proton-proton colliders, and find that LO integrated cross sections are increased by the $\mathcal{O}(\alpha_s^3\alpha_{ew})$ correction while reduced by the $\mathcal{O}(\alpha_s^2\alpha_{ew}^2)$ correction. We give also the distributions for some important kinematic observables of the final particles after subsequent on-shell top decays ($t \rightarrow Wb \rightarrow l\nu b$) at the 14 TeV LHC. Due to the well-known EW Sudakov logarithms, the $\mathcal{O}(\alpha_s^2\alpha_{ew}^2)$ corrections become more and more sizable with the increments of the transverse momenta and invariant mass of final products. We conclude that besides the signif-

icant NLO QCD correction, the NLO EW correction is also worth being taken into account in precision measurement of the top Yukawa coupling at high energy hadron colliders.

Note Added.- After submission of this letter there appeared a paper on the same process [55], where the authors provided the NLO effects from the weak and QCD corrections, whereas those of QED origin are ignored at 8, 13 and 100 TeV pp colliders. In our paper we present all the effects from both NLO QCD and electroweak corrections. We find that our results are compatible with theirs apart from the QED corrections.

Acknowledgments.- This work was supported in part by the National Natural Science Foundation of China (Grants. No.11275190, No.11375008, No.11375171).

-
- [1] **ATLAS** Collaboration, Phys. Lett. B **716**, 1 (2012), arXiv:1207.7214.
 - [2] **CMS** Collaboration, Phys. Lett. B **716**, 30 (2012), arXiv:1207.7235.
 - [3] F. Englert and R. Brout, Phys. Rev. Lett. **13**, 321 (1964).
 - [4] P. W. Higgs, Phys. Rev. Lett. **13**, 508 (1964).
 - [5] P. W. Higgs, Phys. Lett. **12**, 132 (1964).
 - [6] **ATLAS** Collaboration, Phys. Lett. B **726**, 88 (2013), arXiv:1307.1427.
 - [7] **CMS** Collaboration, "Combination of standard model Higgs boson searches and measurements of the properties of the new boson with a mass near 125 GeV", Report No. CMS-PAS-HIG-13-005 (2013).
 - [8] T. Plehn, G.P. Salam and M. Spannowsky, Phys. Rev. Lett. **104**, 111801 (2010), arXiv:0910.5472.
 - [9] P. Artoisenet, P. de Aquino, F. Maltoni and O. Mattelaer, Phys. Rev. Lett. **111**, 091802 (2013), arXiv:1304.6414.
 - [10] M. R. Buckley, T. Plehn, T. Schell and M. Takeuchi, JHEP **02**, 130 (2014), arXiv:1310.6034.
 - [11] F. Maltoni, D.L. Rainwater and S. Willenbrock, Phys. Rev. D **66**, 034022 (2002), arXiv:hep-ph/0202205.
 - [12] D. Curtin, J. Galloway and J.G. Wacker, Phys. Rev. D **88**, 093006 (2013), arXiv:1306.5695.
 - [13] P. Agrawal, S. Bandyopadhyay and S.P. Das, Phys. Rev. D **88**, 093008 (2013), arXiv:1308.3043.
 - [14] A. Belyaev and L. Reina, JHEP **08**, 041 (2002), arXiv:hep-ph/0205270.
 - [15] E. Gross and L. Zivkovic, Eur. Phys. J. C **59**, 731 (2009).
 - [16] C. Boddy, S. Farrington and C. Hays, Phys. Rev. D **86**, 073009 (2012), arXiv:1208.0769.
 - [17] P. Agrawal, S. Bandyopadhyay and S.P. Das, Dilepton signatures of the Higgs boson with τ -jet tagging, arXiv:1308.6511.
 - [18] **ATLAS** Collaboration, "Search for the Standard Model Higgs boson produced in association with top quarks in proton-proton collisions at $\sqrt{s} = 7$ TeV using the ATLAS detector", Report No. ATLAS-CONF-2012-135 (2012).
 - [19] **ATLAS** Collaboration, "Search for the Standard Model Higgs boson produced in association with top quarks and decaying to $b\bar{b}$ in pp collisions at $\sqrt{s} = 8$ TeV with the ATLAS detector at the LHC", Report No. ATLAS-CONF-2014-011 (2014).

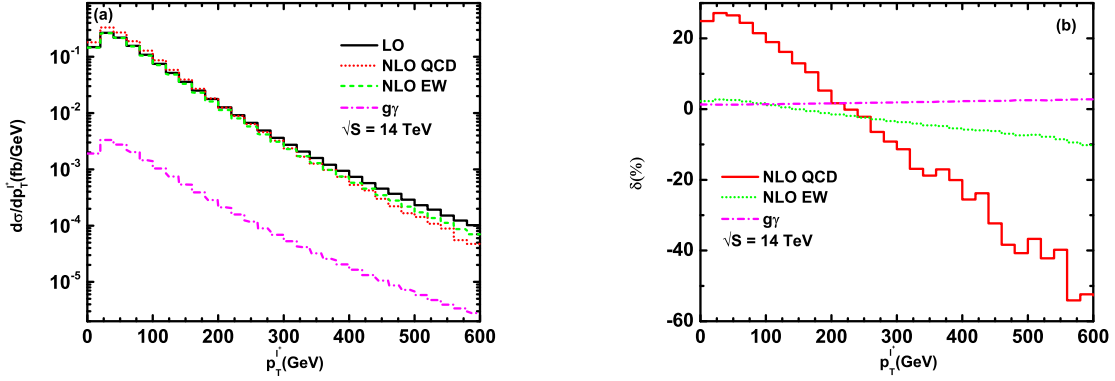


FIG. 3: (a) The LO, NLO QCD, NLO EW corrected distributions of the transverse momenta of the lepton l^+ ($l^+ = e^+, \mu^+$) at the 14 TeV LHC. The contributions from the $g\gamma \rightarrow t\bar{t}H$ subprocess are also shown there. (b) The corresponding relative corrections.

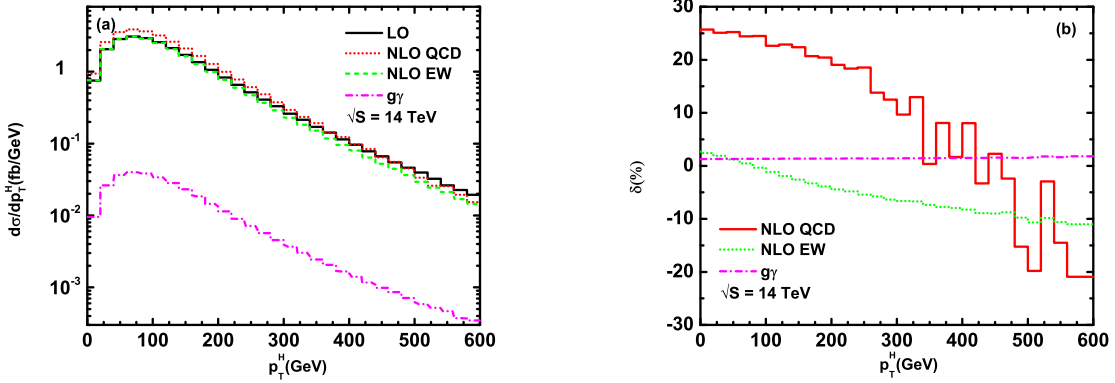


FIG. 4: (a) The LO, NLO QCD, NLO EW corrected distributions of the Higgs boson transverse momenta at the 14 TeV LHC. The contributions from the $g\gamma \rightarrow t\bar{t}H$ subprocess are also shown there. (b) The corresponding relative corrections.

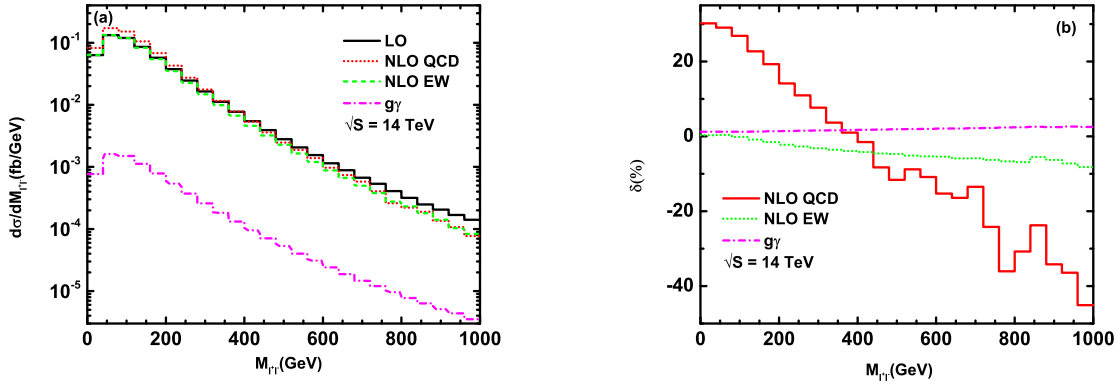


FIG. 5: (a) The LO, NLO QCD, NLO EW corrected distributions of lepton pair invariant mass ($l^+l^- = e^+e^-, e^+\mu^-, \mu^+e^-, \mu^+\mu^-$) at the 14 TeV LHC. The contributions from the $g\gamma \rightarrow t\bar{t}H$ subprocess are also shown there. (b) The corresponding relative corrections.

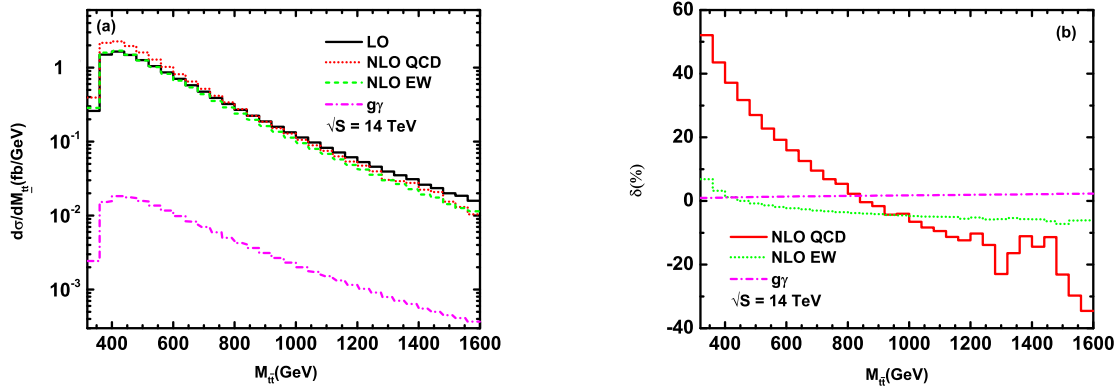


FIG. 6: (a) The LO, NLO QCD, NLO EW corrected distributions of top pair invariant mass at the 14 TeV LHC. The contributions from the $g\gamma \rightarrow t\bar{t}H$ subprocess are also shown there. (b) The corresponding relative corrections.

- [20] CMS Collaboration, JHEP **05**, 145 (2013), arXiv:1303.0763.
- [21] CMS Collaboration, “Search for Higgs Boson Production in Association with a Top-Quark Pair and Decaying to Bottom Quarks or Tau Leptons”, Report No. CMS-PAS-HIG-13-019 (2013).
- [22] William J. Marciano and Frank E. Paige. Phys. Rev. Lett. **66**, 2433 (1991).
- [23] L. Reina and S. Dawson, Phys. Rev. Lett. **87**, 201804 (2001), arXiv:hep-ph/0107101.
- [24] S. Dawson, C. Jackson, L. Orr, L. Reina, and D. Wackerth, Phys. Rev. D **68**, 034022 (2003), arXiv:hep-ph/0305087.
- [25] W. Beenakker, S. Dittmaier, M. Kramer, B. Plumper, M. Spira, et al., Phys. Rev. Lett. **87**, 201805 (2001), arXiv:hep-ph/0107081.
- [26] W. Beenakker, S. Dittmaier, M. Kramer, B. Plumper, M. Spira, et al., Nucl.Phys. B **653**, 151 (2003), arXiv:hep-ph/0211352.
- [27] R. Frederix, S. Frixione, V. Hirschi, F. Maltoni, R. Pittau, et al., Phys. Lett. B **701**, 427 (2011), arXiv:1104.5613.
- [28] M. V. Garzelli, A. Kardos, C. G. Papadopoulos, et al., Europhys. Lett. **96**, 11001 (2011), arXiv:1108.0387.
- [29] LHC Higgs Cross Section Working Group Collaboration (S. Dittmaier et al.), “Handbook of LHC Higgs Cross Sections: 1. Inclusive Observables”, arXiv:1101.0593.
- [30] S. Dittmaier, S. Dittmaier, C. Mariotti, G. Passarino, R. Tanaka, et al., “Handbook of LHC Higgs Cross Sections: 2. Differential Distributions”, arXiv:1201.3084.
- [31] LHC Higgs Cross Section Working Group Collaboration (S. Heinemeyer et al.), “Handbook of LHC Higgs Cross Sections: 3. Higgs Properties”, arXiv:1307.1347.
- [32] H. van Deurzen, G. Luisoni, P. Mastrolia, et al., Phys. Rev. Lett. **111**, 171801 (2013), arXiv:1307.8437.
- [33] J. Campbell, K. Hatakeyama, J. Huston, F. Petriello, J. R. Andersen, et al., “Report of the Snowmass 2013 energy frontier QCD working group”, arXiv:1310.5189 J. R. Andersen, et al., “Les Houches 2013: Physics at TeV Colliders Standard Model Working Group Report”, arXiv:1405.1067.
- [34] V. V. Sudakov, Sov. Phys. JETP **3**, (1956) 65.
- [35] V. S. Fadin, L. N. Lipatov, A. D. Martin and M. Melles, Phys. Rev. D **61**, 094002 (2000), arXiv:hep-ph/9910338.
- [36] P. Ciafaloni, D. Comelli, Phys.Lett. **B446**, (1999), 278.
- [37] A. Denner, S. Pozzorini, Eur. Phys. J. **C18**, (2001), 461, arxiv:hep-ph/0010201.
- [38] T. Hahn, Comput. Phys. Commun. **140**, 418 (2001), arXiv:hep-ph/0012260.
- [39] T. Hahn and M. Pérez-Victoria, Comput. Phys. Commun. **118**, 153 (1999), arXiv:hep-ph/9807565.
- [40] C. Chen, L. Guo, W.-G. Ma, R.-Y. Zhang, X.-Z. Li and Y. Zhang, “ZZW production at the LHC within large extra dimensions model in next-to-leading order QCD”, arXiv:1401.4765.
- [41] Fawzi Boudjema, Le Duc Ninh, Sun Hao, Marcus M. Weber, Phys. Rev. **D81** (2010) 073007.
- [42] Fawzi Boudjema, Le Duc Ninh, Sun Hao, Marcus M. Weber, proceedings of the 3rd CPP Workshop, September 23-25, 2010, KEK Tsukuba Japan, arXiv:1101.0359.
- [43] Fawzi Boudjema, Le Duc Ninh, Sun Hao and Marcus M. Weber, Phys. Rev. **D81** (2010) 073007, arXiv:0912.4234.
- [44] S. Dittmaier and M. Krämer, Phys. Rev. D **65**, 073007 (2002), arXiv:hep-ph/0109062.
- [45] A. Denner, Fortschr.Phys. **41**, 307 (1993), arXiv:0709.1075.
- [46] S. Catani and M. H. Seymour, Phys. Lett. **B378**, 287 (1996), arXiv:hep-ph/9602277; S. Catani and M. H. Seymour, Nucl. Phys. **B485**, 291 (1997); Erratum-ibid. **B510**, 503 (1998), arXiv:hep-ph/9605323; S. Catani, S. Dittmaier and et al., Nucl.Phys. **B627**, 189 (2002), arXiv:hep-ph/0201036.
- [47] L. Phaf and S. Weinzierl, JHEP **04** 006 (2001), arXiv:hep-ph/0102207.
- [48] S. Dittmaier, Nucl. Phys. **B565**, 69 (2000), arXiv:hep-ph/9904440; S. Dittmaier, A. Kabelschacht and T. Kasprzik, Nucl. Phys. **B800**, 146 (2008), arXiv:0802.1405
- [49] B.W. Harris, J.F. Owens, Phys.Rev. D**65**, 094032 (2002), arXiv:hep-ph/0102128.
- [50] J. Beringer et al. (Particle Data Group), Phys. Rev. **D86**, 010001 (2012).
- [51] R. D. Ball et al., Nucl.Phys. **B877**, 2, 290 (2013), arXiv:1308.0598.
- [52] Zoltan Nagy, Zoltan Trocsanyi, Phys. Rev. **D59**, 014020 (1999); Erratum-ibid. **D62**, 099902 (2000),

- arXiv:hep-ph/9806317.
- [53] Zoltan Nagy, Phys. Rev. **D68**, 094002 (2003), arXiv:hep-ph/0307268.
- [54] J.M. Campbell, R.K. Ellis and F. Tramontano, Phys. Rev. **D 70**, 094012 (2004) arXiv:hep-ph/0408158; J.M. Campbell and F. Tramontano, Nucl. Phys. **B 726**, 109 (2005) arXiv:hep-ph/0506289; G. Bevilacqua, M. Czarkon, C. G. Papadopoulos, R. Pittau, and M. Worek, JHEP **09**, 109 (2009), arXiv:0907.4723.
- [55] S. Frixione, V. Hirschi, D. Pagani, H.-S. Shao, M. Zaro, “Weak corrections to Higgs hadroproduction in association with a top-quark pair”, arXiv:1407.0823.