

# Hyperuniformity of critical absorbing states

Daniel Hexner<sup>1</sup> and Dov Levine<sup>1,2</sup>

<sup>1</sup>*Department of Physics, Technion, Haifa 32000, Israel*

<sup>2</sup>*Initiative for the Theoretical Sciences - CUNY Graduate Center  
365 Fifth Avenue, New York, NY 10016, USA*

The properties of the absorbing states of non-equilibrium models belonging to the conserved directed percolation universality class are studied. We find that at the critical point the absorbing states are hyperuniform, exhibiting anomalously small density fluctuations. The exponent characterizing the fluctuations is measured numerically, a scaling relation to other known exponents is suggested, and a new correlation length relating to this ordering is proposed. These results may have relevance to photonic band-gap materials.

PACS numbers: 05.65.+b, 47.57.E-, 05.20.-y

Dynamical systems with absorbing states[1–3] are intrinsically out of equilibrium, as they necessarily violate detailed balance - by definition, once they arrive at an absorbing state, they can never get out. There are many such systems, possessing one or more absorbing states, and they have an extensive literature[3]. Recently[4, 5], an experimental system of non-Brownian colloids displaying a transition to an absorbing state has been studied, and a model, called “random organization”[5], has been proposed as a description of the experimental phenomena.

The absorbing states satisfy some condition, the specifics of which do not appear to change the behavior qualitatively. In the case of random organization and the experimental system of [5], the control parameters are (1) the density of (finite sized) particles, which is conserved under the dynamics, and (2) the strain, as will be detailed below. The parameter space is divided into two regions - one where absorbing states are achieved for any typical initial state, the other where absorbing states, although possible, are not attained, resulting in a non-equilibrium steady state with a non-zero average number of “active” particles which violate the stipulated condition. These regions are separated by a critical line, and the transition between the two phases displays characteristics of a continuous phase transition. This phenomenology is common to all absorbing state models.

The hallmark of continuous phase transitions is a diverging length scale: The system orders locally in regions of volume  $\xi^d$  where  $\xi$  is the correlation length, which diverges as the critical point is approached. In this Letter we shall study the “order” that develops in several absorbing state models as the system approaches the critical point from within the absorbing phase. Remarkably, even though the initial states are random, the dynamics are random, and there is an enormous number of random absorbing states, those absorbing states actually attained by the system are special, with greatly diminished density fluctuations. As we approach criticality, these fluctuations scale differently from the usual random system - they are, in fact, *hyperuniform*[6]. Hyperuniform

systems have recently attracted interest due to their relation to photonic band-gap materials[7, 8]. Thus, the setup in [4, 5] may provide an efficient method to create such materials in bulk.

For a system in  $d$  dimensions, we characterize the density fluctuations in a region of volume  $\ell^d$  as a function of  $\ell$  by

$$\sigma^2(\ell) \equiv \langle \rho^2(\ell) \rangle - \langle \rho(\ell) \rangle^2 \propto \ell^{-\lambda} \quad (1)$$

Random systems, such as a Poisson process, have the standard “ $\sqrt{N}$ ” fluctuations; this corresponds to  $\lambda = d$ . When  $\lambda > d$ , the particles are distributed more uniformly; such distributions are termed hyperuniform[6]. For example, a crystal whose atoms are displaced by small random amounts from their lattice sites will have  $\lambda = d + 1$ . We find that for the models we study,  $\lambda > d$  for critical absorbing states. In all cases, the initial configuration is random with no correlations ( $\sigma^2(\ell) \propto \ell^{-d}$ ), hence any anomalous value of the exponent  $\lambda$  is due to the dynamics. This behavior should be contrasted with equilibrium models, like the Ising model, whose fluctuations are enhanced at the critical point, with  $\lambda < d$ .

If the system is not exactly critical, we find a crossover from hyperuniform behavior at short scales to random behavior at large scales; this enables the definition of a static correlation length  $\xi$  which diverges as the critical line is approached. This behavior is common to all the absorbing state models we examined, with exponents that appear to be universal. We note that this correlation length is different in character and origin from that typically studied for such systems, which is defined in the active phase.

The systems we shall study are representatives of the conserved directed percolation universality class, also known as the Manna universality class[2, 3]. In all cases, the particles in a given configuration are distinguished into “active” and “inactive” particles. At each time step, the active particles, if there are any, are displaced randomly with a bounded distribution. All the particle displacements are simultaneous, and the dynamics continues

until there are no more active particles (this is the absorbing phase) or until a steady state sets in (with a finite active density). Although it is not essential, we employ periodic boundary conditions and all the data we present is averaged over 50-100 realizations.

The various models differ in the criteria defining which of the particles are active and what sort of random displacements will be performed. Whatever their details, the phase transitions are characterized by a set of universal critical exponents which depend only on the dimensionality. The models we consider in this Letter are:

- 1) **Conserved Lattice Gas (CLG)** (2D and 3D)[9]: Particles are placed randomly on a  $d$ -dimensional cubic lattice of volume  $L^d$  with density  $\rho$ , such that each lattice site is occupied by at most one particle. Particles with adjacent neighbors are considered active. At each time step, each active particle moves to a random empty neighboring site. If several active particles attempt to move to the same empty site, only one of these moves is allowed; the other particles remain where they were. [11]
- 2) **Manna Model** (1D)[2]: Particles are distributed randomly on a one-dimensional lattice of length  $L$  with density  $\rho$ , allowing multiple occupancy. If there are more than two particles on a site, they are considered active, and each of them independently moves randomly to the neighboring site to the left or the right.

- 3) **Random Organization** (1D):  $N$  particles of unit diameter are distributed at random positions in a one dimensional segment of length  $L$ . Overlapping particles are considered active, and at every time step, each is given a random displacement, distributed uniformly in  $[-\epsilon, \epsilon]$ . In this work, we have taken  $\epsilon = 0.25$ .

- 4) **Random Organization** (2D)[5]: Particles with diameter  $d$  are distributed uniformly in an  $L \times L$  square, with a covering fraction  $\phi = \frac{N}{L^2} \frac{\pi d^2}{4}$ . The system is then sheared in the  $x$  direction with strain amplitude  $\gamma$ . If in this process two particles collide, they are deemed active[12] and are given a random displacement whose magnitude is drawn uniformly from the range  $[0, d/2]$ , with a uniformly chosen angle. The critical value of  $\gamma$  depends on  $\phi$ .

We are particularly interested in the spatial distribution of particles, and we measure the variance of the density  $\sigma^2(\ell)$  in a hypercube of volume  $\ell^d$  to see how it scales with  $\ell$ , as in Equation 1. The asymptotic scaling is related to the large scale correlations and is not sensitive to short range fluctuations. For example, imagine particles arranged periodically in one dimension. If each particle is given a random but finite kick (which may be significantly larger than initial particle separation), the particle configuration will appear disordered, but  $\sigma^2(\ell)$  will change only on the scales smaller than the kick size.

Whenever  $\lambda \neq d$ , long range correlations are present in the system[13]. To see this, consider the variance of the total number of particles in an infinite system:

$$\langle N^2 \rangle - \langle N \rangle^2 = \langle N \rangle + \int d^d r_1 \int d^d r_2 h(r_1, r_2) \quad (2)$$

where  $h(r_1, r_2) = \langle \rho(r_1) \rho(r_2) \rangle - \langle \rho(r_1) \rangle \langle \rho(r_2) \rangle$  is the two-point correlation function. If  $h$  is translationally invariant,  $h(r_1, r_2) = h(r_1 - r_2)$ , and since the system volume is infinite, we get

$$\frac{\langle N^2 \rangle - \langle N \rangle^2}{\langle N \rangle} = 1 + \frac{1}{\rho} \int d^d r h(r). \quad (3)$$

If  $h(r)$  decays exponentially with a finite correlation length, this gives  $\lambda = d$ , while long-range correlations (power law decay of  $h$ ) allow for different values of  $\lambda$ . For a hyperuniform system, the left hand side of Equation 3 must vanish in the infinite system limit, so we must have  $\int d^d r h(r) = -\rho$ .

If now, one considers a finite (large) hyperuniform system, then

$$\begin{aligned} \frac{\langle N^2 \rangle - \langle N \rangle^2}{\langle N \rangle} &\simeq 1 + \frac{1}{\rho} A \int_0^\ell dr h(r) r^{d-1} \\ &= -\frac{1}{\rho} A \int_\ell^\infty dr h(r) r^{d-1}, \end{aligned} \quad (4)$$

where  $A$  is the angular integral. Differentiating with respect to  $\ell$  and comparing to Equation 1, we get that

$$h(r) \sim -r^{-\lambda} \quad (5)$$

Hence long-range negative correlations characterize hyperuniform systems. The converse, however, is not necessarily true; long-range correlations are not sufficient for a system to be hyperuniform: For hyperuniform systems,  $\int d^d r h(r)$  is finite, which is different from many other critical systems, such as the Ising model, where the integral over the two-point (magnetization) correlation function diverges.

In continuous phase transitions, power-law correlations are characterized by a diverging length scale. In fact, hyperuniformity implies that the dynamics cause particle motion over arbitrarily large distances. To see this, consider a (large) region of volume  $\ell^d$  in a much larger system. The number of particles in this volume in the initial configuration is of order  $\rho \ell^d \pm B \ell^{d/2}$  where  $B$  is a function of the density. On the other hand, in the final configuration the number of particles is of the order  $\rho \ell^d \pm C \ell^{d-\lambda/2}$ , where  $\lambda > d$ . This means that, for large  $\ell$ , of order  $\ell^{d/2}$  particles will need to move. This must be true at all scales, which implies that hyperuniformity can be obtained only by moving particles over large length scales.

We now discuss the numerical results for the different models, starting with the 2D CLG. In Figure 1 we plot  $\sigma^2(\ell)$  vs.  $\ell$  for several densities below the critical density

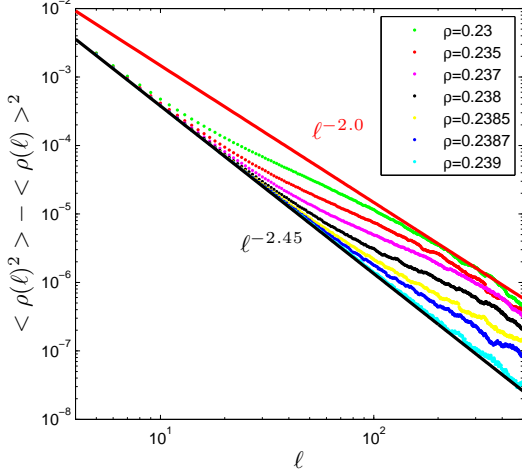


Figure 1: Mean square density fluctuations in an  $\ell \times \ell$  box for the conserved lattice gas model for some different densities. A correlation length may be inferred from the crossover between the behaviors. Here  $L = 1000$  and  $\rho_c \simeq 0.2391$ .

$\rho_c \simeq 0.2391$ . For  $\rho < \rho_c$  we find at short distances that  $\sigma^2(\ell)$  scales as  $\ell^{-\lambda}$  with  $\lambda = 2.45 \pm 0.03$ , going over, at larger distances, to a  $\ell^{-2}$  decay. This enables us to define a crossover length  $\xi_\times$  on the absorbing side of the transition. As  $\rho$  approaches  $\rho_c$ ,  $\xi_\times$  grows, until finally at  $\rho_c$  the second scaling region disappears.

To check if  $\xi_\times$  has the same dependence as the active site-active site correlation length[2] which diverges as  $\xi_{AA} \propto |\rho - \rho_c|^{-\nu_\perp} \equiv |\Delta\rho|^{-\nu_\perp}$ , we rescale  $\ell$  by  $|\Delta\rho|^{-\nu_\perp}$ , where  $\nu_\perp \simeq 0.8$  in 2D[1]. A true data collapse is not quite possible since there are two scaling regimes. We choose to match the first scaling regime, so we rescale the  $y$  axis by  $\Delta\rho^{-\nu_\perp\lambda}$ . As seen in Figure 2, the data collapses rather well, suggesting that  $\xi_\times$  scales in the same way as the active-active correlation length, despite the fact that the former is defined in the absorbing phase, and the latter in the active phase.

To relate to the experiment of Reference [4], and to test the universality of the exponent  $\lambda$ , we simulate the 2D random organization model introduced in [5]. This model is intrinsically anisotropic, due to the directionality of the shear. As in the experiment, we set the covering fraction  $\phi$  and vary the strain  $\gamma$ . In Figure 3,  $\sigma^2(\ell)$  is shown for  $\phi = 0.2$  and various values of the strain. Phenomenology similar to that of the CLG is seen, with the same value of the exponent  $\lambda$ , suggesting that indeed  $\lambda$  is universal despite the anisotropy of the system. This is in agreement with reference [10] which asserts that anisotropy should not change the universality class of the system.

In addition to the two-dimensional systems above, we have also simulated the 1D Manna model and the 1D random organization model of [5], as well as the 3D CLG. We find that in both one-dimensional models,

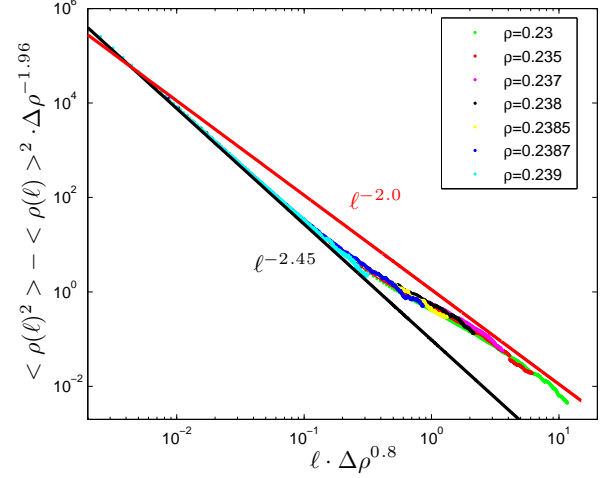


Figure 2: Data collapse for the mean square density fluctuations for the 2D CLG model for some different densities. This supports the contention that  $\xi_\times$  has the same scaling with density as does the active-active correlation function. Here  $L = 1000$ ,  $\rho_c \simeq 0.2391$ .

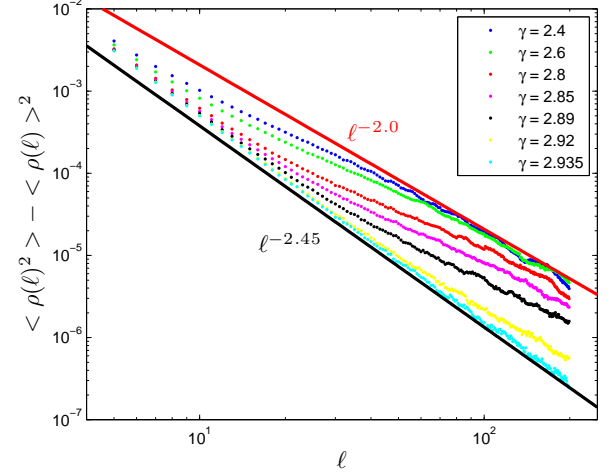


Figure 3: Mean square density fluctuations for the 2D random organization model at various values of strain  $\gamma < \gamma_c \simeq 2.935$ , with  $\phi = 0.2$  and  $L = 400$ .

$\lambda_{1d} \simeq 1.425 \pm 0.025$ , as shown in Figures 4 and 5, while for the 3D CLG,  $\lambda_{3d} \simeq 3.24 \pm 0.07$ . We will discuss these exponents below.

The picture that emerges from these results is that wherever the dynamics act, they smooth out density fluctuations in such a way as to become hyperuniform[14]. When the system is in the absorbing phase (say, at low densities), the dynamics take place over regions of size  $\xi_\times$ , so the system becomes hyperuniform on length scales of this order. As criticality is approached, the dynamics occur over larger and larger scales, and  $\xi_\times$  diverges. For this reason,  $\xi_\times$  can be regarded as a basic correlation

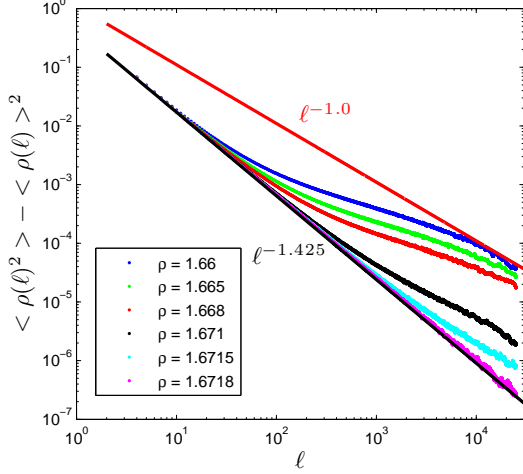


Figure 4: Density fluctuations in the 1D Manna model as a function of length  $\ell$  for a system of length  $L = 100000$  and  $\rho < \rho_c \simeq 1.6718$ .

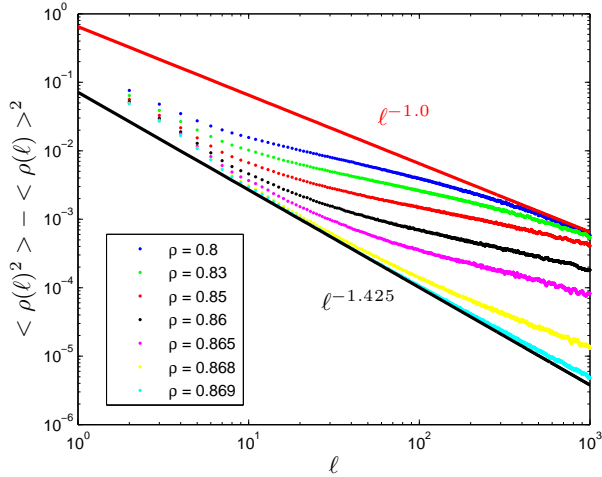


Figure 5: Mean square density fluctuations as a function of  $\ell$  for 1D random organization. Here,  $L = 10000$  and  $\rho < \rho_c \simeq 0.8692$ .

length describing the ordering of the system.

Experimentally, hyperuniformity is most readily identified by measuring the structure factor  $S(k)$ :

$$S(k) = \frac{1}{N} \left\langle \left| \sum_{j=1}^N e^{ikr_j} \right|^2 \right\rangle, \quad (6)$$

which, for small values of  $k$ , scales as  $S(k) = Ak^{\lambda-d} + N\delta(k)$  as shown below. Disregarding the delta function one finds that  $S(k) \rightarrow 0$  as  $k \rightarrow 0$ . To see this consider the following relation between  $S(k)$  and  $h(r)$ :

$$\begin{aligned} S(k) &= 1 + \frac{1}{\rho} \int d^d r \langle \rho(r) \rho(0) \rangle e^{-ikr} \\ &= 1 + \frac{1}{\rho} \int d^d r h(r) e^{-ikr} + N\delta(k) \end{aligned} \quad (7)$$

and with  $h(r) \propto r^{-\lambda}$ , the result follows.

Let us consider the small  $k$  behavior of the structure factor for the 2D CLG (other models are similar). To do this, we first evaluate  $S(k)$  numerically at values of  $\vec{k} = (n, m) \frac{2\pi}{L}$ , with  $n, m$  integers[15], and then perform an angular average for a given  $|k| = \frac{2\pi n}{L}$  using all the wave vectors in the range  $\frac{2\pi n}{L} \leq |k| < \frac{2\pi(n+1)}{L}$ . At the critical point, we see that  $S(k) \sim |k|^{\lambda-d}$  for small  $k$ , with  $\lambda \simeq 2.45$ . When  $\rho < \rho_c$ ,  $S(k)$  is proportional to  $|k|^{\lambda-d}$  for intermediate values of  $k$ , with  $S(k) \rightarrow \text{const}$  as  $k \rightarrow 0$ .

Surprising behavior is observed for  $\rho > \rho_c$  in the active region. Here, we measure  $S(k)$  from snapshots of the system, since it includes active particles and is dynamic. Slightly above the critical density,  $S(k)$  appears to drop faster than  $|k|^{\lambda-d}$  for small values of  $k$ , as shown in Figure 7: fluctuations are reduced on large scales. We believe that this behavior must get cut off at large enough length scales when off criticality, with  $\lim_{k \rightarrow 0} S(k) > 0$  indicating a finite (perhaps large) correlation length.

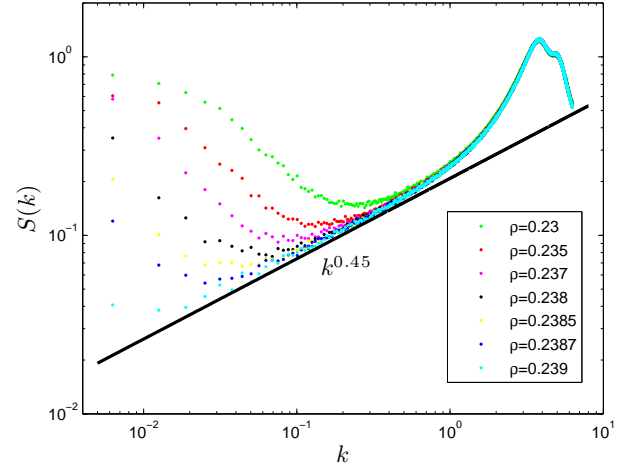


Figure 6: The structure factor  $S(k)$  at small  $k$  for the 2D CLG. Here  $L = 1000$  and  $\rho < \rho_c \simeq 2391$ .

Last, we observe a relation between the critical exponent  $\lambda$  to a known exponent of the Manna universality class. First, we note that at criticality, the active-active correlation function (measured in the active phase, of course) goes as

$$c(r) \sim r^{2-d-\eta_{\perp}} \quad (8)$$

where  $\eta_{\perp}$  is an exponent whose values are given in Table I. From Equation 5, the density-density correlation

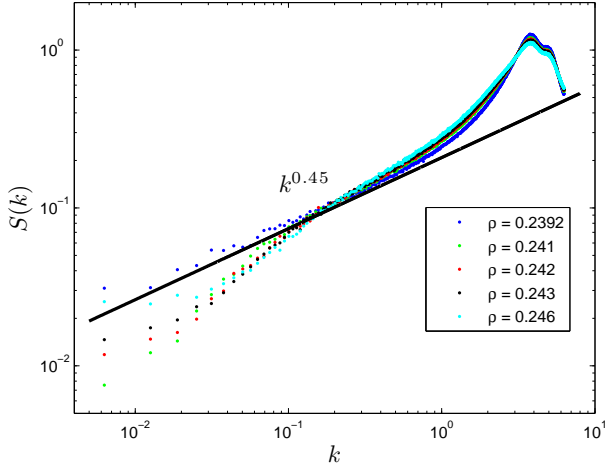


Figure 7: The structure factor  $S(k)$  at small  $k$  for  $\rho > \rho_c \simeq 0.2391$  for the 2D CLG. Here  $L = 1000$ .

$d$	$\lambda$	$\eta_{\perp}$	$d + 2 - \eta_{\perp}$
1	$1.425 \pm 0.025$	$1.592 \pm 0.040$	$1.4076 \pm 0.040$
2	$2.45 \pm 0.03$	$1.541 \pm 0.025$	$2.4588 \pm 0.025$
3	$3.24 \pm 0.07$	$1.744 \pm 0.029$	$3.2557 \pm 0.029$

Table I: The measured values of  $\lambda$  and the proposed scaling relation. Values for  $\eta_{\perp}$  are from reference [3]. The exponent  $\lambda$  and its error were measured in 1D for the Manna model while in 2D and 3D for the CLG model.

function at criticality scales as  $h(r) \sim r^{-\lambda}$ . As shown in Table I, our data is well fit in all dimensions by the form

$$\lambda = d + 2 - \eta_{\perp} \quad (9)$$

which is different from the active-active correlation exponent.

We conclude by comparing this behavior to that of an equilibrium system. In equilibrium, particle number fluctuations are related to the isothermal compressibility  $\kappa_T \equiv -\frac{1}{V} \left( \frac{\partial V}{\partial P} \right)_T$  by

$$\langle N^2 \rangle - \langle N \rangle^2 = \langle N \rangle \rho k_B T \kappa_T \quad (10)$$

If  $\kappa_T$  is finite and non-zero, the particle number variance is extensive - proportional to the volume - yielding  $\lambda = d$ . From a statistical mechanics perspective this is the typical situation one expects for finite ranged interactions

since there is a finite energy cost to move a particle to some random location, so that the density of displaced particles is proportional to the system volume. Hyperuniformity, therefore, would not be manifested in equilibrium states of systems with finite-range interactions at finite temperature.

We would like to thank Bill Bialek, Andrea Cavagna, Paul Chaikin, and David Pine for interesting and informative discussions. DL thanks the US-Israel Binational Science Foundation (grant 2008483) and the Israel Science Foundation (grant 1254/12) for support.

- 
- [1] S. Lübeck, Int. J. Mod. Phys. B **18**, 3977 (2004).
  - [2] H. Hinrichsen, Advances in Physics **49**, 815 (2000).
  - [3] M. Henkel, H. Hinrichsen, and S. Lübeck, *Non-Equilibrium Phase Transitions - Volume 1: Absorbing Phase Transitions* (Springer, 2008).
  - [4] D. J. Pine, J. P. Gollub, J. F. Brady, and A. M. Leshansky, Nature **438**, 997 (2005).
  - [5] L. Corté, P. M. Chaikin, J. P. Gollub, and D. J. Pine, Nature Physics, 420 (2008).
  - [6] S. Torquato and F. H. Stillinger, Phys. Rev. E **68**, 041113 (2003).
  - [7] W. Man, M. Florescu, K. Matsuyama, P. Yadak, G. Nahal, S. Hashemizad, E. Williamson, P. Steinhardt, S. Torquato, and P. Chaikin, Opt. Express **21**, 19972 (2013).
  - [8] M. Florescu, S. Torquato, and P. J. Steinhardt, PNAS **106**, 20658 (2009).
  - [9] M. Rossi, R. Pastor-Satorras, and A. Vespignani, Phys. Rev. Lett. **85**, 1803 (2000).
  - [10] G. I. Menon and S. Ramaswamy, Phys. Rev. E **79**, 061108 (2009).
  - [11] We note that the 1D version of this model does not belong to the same universality class; the critical density is  $\rho_c = 0.5$ , hence the configuration must be periodic.
  - [12] Note that this is exactly equivalent to surrounding each particle by an envelope of a particular shape and asking whether the envelopes overlap.
  - [13] We note two limiting cases: (a) Poisson distributed particles:  $\sigma^2(\ell) \sim \ell^{-d}$ , and (b) particles in a perfect lattice:  $\sigma^2(\ell) \sim \ell^{-(d+1)}$ .
  - [14] This crossover is clearly seen for the CLG and Manna models. For random organization, the finite size of the particle (or, equivalently, the applied strain) obscures this at very small scales. It becomes more evident, however, close to the critical point, as seen in Figures 3 and 5.
  - [15] Note that this is equivalent to putting the system under periodic boundary conditions, which removes the finite size effects near  $k = 0$ .