

December 6, 2024

Supersymmetric Sub-Electroweak Scale Dark Matter, the Galactic Center Gamma-ray Excess, and Exotic Decays of the 125 GeV Higgs Boson

Jinrui Huang,^{1,*} Tao Liu,^{2,†} Lian-Tao Wang,^{3,4,‡} and Felix Yu^{5,§}¹*Theoretical Division, T-2, MS B285, Los Alamos National Laboratory, Los Alamos, NM 87545, USA*²*Department of Physics, The Hong Kong University of Science and Technology, Clear Water Bay, Kowloon, Hong Kong*³*Enrico Fermi Institute, University of Chicago, Chicago, IL 60637, USA*⁴*KICP and Dept. of Physics, University of Chicago, 5640 S. Ellis Ave., Chicago, IL 60637, USA*⁵*Theoretical Physics Department, Fermi National Accelerator Laboratory, P. O. Box 500, Batavia, IL 60510, USA*

We continue our exploration of the nearly Peccei-Quinn symmetric limit shared by common singlet extensions of the Minimal Supersymmetric Standard Model. This limit has been established as a viable framework for studying sub-electroweak scale dark matter phenomenology and has interesting and direct connections to new exotic Higgs decay physics. We present analytic calculations to motivate the important phenomenological features mentioned above. We also discuss benchmark points in this model framework that accommodate the observed Galactic Center gamma ray excess. We emphasize connections between phenomenology of dark matter direct detection and indirect detection, and new exotic decay channels for the 125 GeV Higgs boson. We conclude by identifying two benchmark modes of exotic Higgs decays for $h \rightarrow \tau^+\tau^-\cancel{E}_T$ and $h \rightarrow b\bar{b}\cancel{E}_T$ final states and estimate their sensitivity prospects at the LHC.

I. INTRODUCTION

As presented in two Letters [1, 2], the Peccei-Quinn symmetry limit of singlet extensions of the Minimal Supersymmetric Standard Model (MSSM) encompasses rich Higgs and dark matter (DM) physics, whose phenomenology and collider signatures we began exploring in [1]. The singlet extensions, like the next-to-MSSM (NMSSM) [3] and nearly-MSSM (nMSSM) [4], are traditionally motivated as possible solutions to the notorious μ problem in the MSSM and give rise to some limited scenarios for exotic Higgs decays and DM phenomenology. It was remarked, however, that these scenarios share a Peccei-Quinn (PQ) symmetry limit (*c.f.* Ref. [5]), giving rise to novel Higgs and DM signatures outside the scope of previous studies.

Most notably, the PQ symmetry limit provides a supersymmetric framework for studying sub-electroweak (sub-EW) scale DM [2]. Possibilities for sub-EW scale DM in typical MSSM contexts were stymied by LEP constraints and acceptable relic density requirements [6]. Having a sub-EW DM particle, however, neatly dovetails with exciting opportunities in Higgs physics, as the 125 GeV Higgs discovered by CMS [7] and ATLAS [8] has new exotic decay channels available. This connection between DM physics and exotic Higgs decays in the PQ symmetry limit scenario was explicitly explored in Ref. [1] for two benchmark models that gave rise to two distinct exotic

Higgs signatures of $\mu^+\mu^-\cancel{E}_T$ and $b\bar{b}\cancel{E}_T$ from the 125 GeV Higgs decay. In this work, we will continue exploring this connection between DM physics and Higgs collider phenomenology with two new benchmarks. The first, which will give the exotic Higgs decay channel $\tau^+\tau^-\cancel{E}_T$, will help complete the set of possible observable or theoretically well-motivated decay modes for the 125 Higgs boson. The second will be a new benchmark corresponding to the $b\bar{b}\cancel{E}_T$ exotic decay, which instead of being optimized for discovery at the LHC, would instead be motivated as a possible model explaining the Galactic Center gamma ray excess [9–16]. Other discussions of models and associated phenomenology for the Galactic Center (GC) gamma ray excess include Refs. [17–38], although some interesting non-DM explanations are discussed in Refs. [39, 40].

We will first review the phenomenology of the PQ-axion supermultiplet and the nearly PQ-symmetry limit of the NMSSM and nMSSM in Sec. II, which includes the sub-EW scale dark matter physics in this scenario, with bounds from both direct detection experiments and the parameter space favored by the GC gamma ray excess covered, as well as its potential connection to exotic decays of the 125 GeV Higgs boson. In Sec. III, we detail our LHC search strategies for the separate channels of $h_2 \rightarrow \tau^+\tau^- + \cancel{E}_T$ and $h_2 \rightarrow b\bar{b} + \cancel{E}_T$. We conclude in Sec. IV. Detailed calculations of the mass eigenvalues and eigenstates of the CP -even Higgs sectors in the PQ-symmetry limit as well as the coupling $y_{h_2 a_1 a_1}$ are given in Apps. A and B.

*Electronic address: jinruih@lanl.gov

†Electronic address: taoliu@ust.hk

‡Electronic address: liantaow@uchicago.edu

§Electronic address: felixyu@fnal.gov

II. PHENOMENOLOGY OF THE PECCEI-QUINN SYMMETRY LIMIT

As mentioned in Sec. I, the PQ symmetry limit of singlet extensions of the MSSM provides a supersymmetric context for studies of sub-EW scale DM and the corresponding exotic Higgs decays. In the PQ symmetry limit, the superpotential and soft SUSY-breaking terms are given by

$$\begin{aligned} \mathbf{W} &= \lambda \mathbf{S} \mathbf{H}_d \mathbf{H}_u, \\ V_{\text{soft}} &= m_{H_d}^2 |H_d|^2 + m_{H_u}^2 |H_u|^2 + m_S^2 |S|^2 \\ &\quad - (\lambda A_\lambda H_u H_d S + \text{h.c.}), \end{aligned} \quad (1)$$

where H_d , H_u and S denote the neutral Higgs fields of the \mathbf{H}_d , \mathbf{H}_u and \mathbf{S} supermultiplets, respectively. We will temporarily ignore any possible explicit breaking of the PQ symmetry in Eq. 1, *e.g.* an NMSSM superpotential term $\kappa \mathbf{S}^3$, but we remark that such small terms are typically required in more realistic scenarios. In addition, we will further narrow our focus to the decoupling limit given by $\lambda = \frac{\mu}{v_S} \lesssim \mathcal{O}(0.1 - 0.3)$ ($\langle S \rangle = v_S$), which will simplify our analytic analysis as well as help avoid a Landau pole problem. We will also assume that there is no explicit CP -violation in the Higgs sector, since the current experimental data constrains large mixing between the CP -even and CP -odd Higgs states [41, 42].

In this scenario, there are three important characteristics distinguishing it from typical MSSM or NMSSM-like scenarios, and we will discuss each in turn.

A. The Peccei-Quinn axion supermultiplet

First, because of the PQ-symmetry and SUSY, there simultaneously co-exist three particles of sub-EW scale: the gauge singlet-like CP -even and CP -odd Higgs bosons, h_1 and a_1 , and the singlino-like neutralino, χ_1 , with their masses much lighter than the scale of the PQ symmetry breaking and their phenomenology approximately model independent. These particles or mass eigenstates are strictly reduced to the PQ axion supermultiplet (saxion (s), axion(a), and axino (\tilde{a})) in the SUSY limit.

The Goldstone (or PQ axion) supermultiplet is represented

$$\mathbf{A} = A + \sqrt{2}\theta\tilde{a} + \theta^2 F_A, \quad A = \frac{1}{\sqrt{2}}(s + ia) \quad (2)$$

after the PQ symmetry is spontaneously broken, where

$$\mathbf{A} = \sum_i \frac{q_i v_i}{v_{\text{PQ}}} (\mathbf{\Sigma}_i - v_i), \quad (3)$$

in which $i = 1, 2, 3$, $v_i = \{v_S, v_u, v_d\}$ and $\mathbf{\Sigma}_i = \{\mathbf{S}, \mathbf{H}_u, \mathbf{H}_d\}$ are the superfields charged under the PQ symmetry with $\langle H_u \rangle = v_u$, $\langle H_d \rangle = v_d$ and $v = \sqrt{v_u^2 + v_d^2} = 174$

GeV. Here $v_{\text{PQ}} = \sqrt{\sum_i q_i^2 v_i^2}$ is the $U(1)_{\text{PQ}}$ breaking scale and q_i is an effective $U(1)_{\text{PQ}}$ charge of $\mathbf{\Sigma}_i$. In our model,

$$q_d = -q_S \sin^2 \beta, \quad q_u = -q_S \cos^2 \beta, \quad (4)$$

and

$$v_{\text{PQ}} = |q_S| \sqrt{v_S^2 + \frac{\sin^2 2\beta}{4} v^2}, \quad (5)$$

where $\tan \beta = v_u/v_d$. If $\mathbf{\Sigma}_i$ is not charged under any other continuous symmetries, then q_i is simply its $U(1)_{\text{PQ}}$ charge [43]. The axion (a) mass is protected by the Goldstone theorem, and it is related to the saxion (s) and axino (\tilde{a}) masses by SUSY. If the $U(1)_{\text{PQ}}$ symmetry is global and SUSY is unbroken, then we have $m_s = m_{\tilde{a}} = m_a = 0$. If SUSY is broken (this is often true when $v_i \neq 0$), the saxion and axino become massive while the axion remains massless. There are two sources which may contribute to the mass splitting between the superfield components. The first arise as diagonal corrections in superspace. The second is the separate real scalar and fermion mixing with other massive particles. In the latter case, the mass eigenstates become misaligned with the original saxion and axino states. For $\lambda \lesssim 0.1$, v_S is of TeV scale or above, since an EW scale μ is required by electroweak symmetry breaking (EWSB). This immediately leads to $v_{\text{PQ}} \sim v_S \gg v$. The PQ symmetry breaking is then mainly controlled by the singlet superfield \mathbf{S} , and \mathbf{A} is hence \mathbf{S} -like.

The diagonal axino mass at tree level is given by

$$m_{\tilde{a}} = -\frac{\sum_i q_i^2 v_i F_i}{v_{\text{PQ}}^2}, \quad (6)$$

where F_i is the F -component of the i^{th} chiral supermultiplet which is charged under the $U(1)_{\text{PQ}}$ symmetry. Note $m_{\tilde{a}}$ falls to zero when none of the PQ-charged F -terms obtain a VEV [43]. Given

$$\begin{aligned} F_{\mathbf{H}_d} &= \lambda v_S v_u, \\ F_{\mathbf{H}_u} &= \lambda v_S v_d, \\ F_{\mathbf{S}} &= \lambda v_d v_u, \end{aligned} \quad (7)$$

we have

$$m_{\tilde{a}} = -\frac{\lambda^2 v^2 \sin 2\beta}{\mu} + \sum_i \mathcal{O}\left(\frac{\lambda^{5-i}}{\tan^i \beta}\right). \quad (8)$$

Since $v_{\text{PQ}} \approx v_S \gg v$, the axino is mostly singlino in our case. The contribution to the axino mass from mixing with the gauginos is further suppressed by the product of $\lambda v/\mu \approx v/v_{\text{PQ}}$ and a gauge coupling factor. An axino as light as $\mathcal{O}(10)$ GeV or even lighter is therefore quite natural in this context. We denote the axino and other neutralinos as χ_i , with χ_1 (mostly singlino) being the lightest. The largest non-singlino content of χ_1 is Higgsino, which is of the order $\lambda v/\mu$ and hence can be

very small in our case. One important constraint on this scenario is the contribution of $Z \rightarrow \chi_1 \chi_1$ to the Z invisible decay width. In our case, the $Z \chi_1 \chi_1$ coupling is suppressed by $(\lambda v/\mu)^2$, which is small in the decoupling limit since $\lambda \lesssim 0.1$ and $\mu \sim v$ [2]. At the same time, $Z \rightarrow \chi_1 \chi_2$, if kinematically allowed, is only suppressed by $\lambda v/\mu$ and can be more constraining.

Next we consider the saxion mass, which has been discussed in detail in Ref. [2, 44]. We briefly summarize the main conclusions here. At tree level, in the large $\tan \beta$ limit, the minimum of scalar potential in our scenario satisfies

$$A_\lambda \approx \mu \tan \beta \gg m_Z. \quad (9)$$

For later convenience, we introduce two parameters

$$\varepsilon' = \frac{A_\lambda}{\mu \tan \beta} - 1, \quad \varepsilon = \frac{\lambda \mu}{m_Z} \varepsilon', \quad (10)$$

which characterize the deviation from the exact relation in Eq. (9). After EWSB, the saxion mixes with two CP even Higgses. We denote the lightest scalar as h_1 . At tree level, we have

$$\begin{aligned} (m_{h_1}^2)_{\text{tree}} &= -4v^2 \varepsilon^2 + 16 \frac{v^4}{m_Z^2} \varepsilon^4 \\ &+ \frac{4\lambda^2 v^2}{\tan^2 \beta} \left(1 - \frac{\varepsilon m_Z}{\lambda \mu}\right) \left(1 + \frac{2\varepsilon \mu}{\lambda m_Z}\right) \\ &+ \sum_i \mathcal{O}\left(\frac{\lambda^{5-i}}{\tan^i \beta}\right). \end{aligned} \quad (11)$$

We see that in the decoupling limit, $\lambda \ll 1$, m_{h_1} can be much smaller than the EW scale without too much fine tuning. At the same time, to avoid a tachyonic mass for h_1 , there is an upper limit

$$\varepsilon^2 < \frac{\lambda^2}{\tan^2 \beta}. \quad (12)$$

Based on these discussions, we would expect a natural co-existence of three light singlet or singlino-like particles, h_1 , a_1 , and χ_1 , in the PQ symmetry plus decoupling limit of singlet extensions of the MSSM. We also expect some small explicit PQ symmetry breaking which would generate a small mass for the axion, a_1 . This feature is clearly shown in the NMSSM context in [2], while the lightness of χ_1 in the PQ limit of the other MSSM-extensions was also noticed in Refs. [45, 46]. The light singlino-like χ_1 provides a natural supersymmetric sub-EW scale DM candidate. In particular, the existence of light a_1 and h_1 states allow χ_1 to achieve simultaneously the correct relic density and a spin-independent direct detection cross section varying over several orders, which is the focus of Subsec. II B. We remark that this feature is absent in the R -symmetry limit of the NMSSM, where the coupling of the cubic term in superpotential κ is large, leading to large contributions to the masses of both m_{h_1} and m_{χ_1} at tree level.

B. Sub-EW scale singlino DM

Second, if we assume R -parity conservation, χ_1 can be a good DM candidate at the sub-EW scale, in contrast with usual MSSM constructions. The direct detection cross section for χ_1 varies within a large range and arises dominantly via the exchange of a light scalar with nucleons. Moreover, the relic density is driven by pair annihilation of singlino-like neutralinos probing the light pseudoscalar resonance [2] and can match current measurements. While the correct DM relic density can be also achieved via an s -channel exchange of the singlet-like CP -even Higgs boson, this process has no s -wave contribution and suffers a p -wave suppression: realistic scenarios typically require more fine-tuning and the variability of the direct detection cross section is much more constrained for a given m_{χ_1} .

In the past decade, motivated by a series of interesting direct detection experimental results (see [47–54]), many studies of sub-EW scale DM have been performed in various contexts (e.g., see [2, 6, 55]). It was found, however, that a strict MSSM context for sub-EW scale DM is not easy to achieve. Of the MSSM neutralinos, a wino-like or higgsino-like DM candidate would have an associated chargino at about the same mass and be ruled out from searches at LEP. A bino-like DM candidate may be feasible, but it potentially requires the existence of extra light particles, such as sfermions, to mediate annihilation or coannihilation for reducing the DM relic density to an acceptable level, which has been generally excluded by SUSY searches at LEP and the LHC. These factors make sub-EW scale DM highly constrained in the MSSM (for more discussions, e.g., see [6]). In the singlet extensions of the MSSM, however, a light singlino-like neutralino, which generally arises in the nearly PQ-symmetry limit, is relatively unconstrained, and so the PQ-limit provides supersymmetric benchmark to explore sub-EW scale DM phenomenology [2] (for some of the subsequent studies on DM physics in or related to this scenario, see [56]).

Sub-EW scale DM is now being revisited in the context of the GC gamma ray excess [9–16] interpreted as an indirect detection of DM [9, 11, 12, 14–38]. This gamma ray excess was identified from data collected by the Fermi Gamma Ray Space Telescope, and studies indicate the excess extends at least 10° from the GC, lessening the possibility of astrophysical fakes. Fits to the spectrum favor a roughly 30 GeV dark matter particle annihilating to $b\bar{b}$, with an annihilation cross section corresponding to that of a thermal relic, $\langle \sigma v_{\text{rel}} \rangle = 3 \times 10^{-26} \text{ cm}^3/\text{s}$ [9, 11, 12, 14–17]. Again, this hint of sub-EW scale DM cannot be accommodated in the MSSM, but we will show a suitable benchmark in the PQ limit of singlet extensions of the MSSM.

In particular, the natural annihilation channel for 30 GeV singlinos in the PQ symmetry limit is via $\chi_1 \chi_1 \rightarrow a_1 \rightarrow b\bar{b}$. For $m_{\chi_1} \sim 30 \text{ GeV}$ and $m_{a_1} \sim 60 \text{ GeV}$, the a_1 pseudoscalar preferentially decays to the heaviest kinematically open pair of SM fermions, namely $b\bar{b}$. For the

GC gamma ray excess, this will serve to avoid diluting the gamma ray spectrum shape.

The light a_1 and h_1 states are critical for helping χ_1 achieve the appropriate relic density as well as determining the direct detection possibilities. Unlike an s -wave dominant annihilation process, the thermally averaged annihilation cross section $\langle\sigma v_{\text{rel}}\rangle$ is sensitive to the temperature for processes mediated by Breit-Wigner enhancement effect, *e.g.*, the one under consideration (for general discussions on Breit-Wigner mechanism in DM physics, see [57, 58]). This is simply because the chance for the annihilated DM particles to sit on or close to the mediator resonance is temperature-dependent. For example, if m_{a_1} is smaller than $2m_{\chi_1}$, as the temperature decreases, the annihilated DM particles get less active and hence have a better chance to sit close to the mediator resonance or have a larger $\langle\sigma v_{\text{rel}}\rangle$. Explaining the GC gamma-rays requires $\langle\sigma v_{\text{rel}}\rangle \sim 10^{-26} \text{ cm}^3/\text{s}$. This means that $\langle\sigma v_{\text{rel}}\rangle$ is smaller than this value in the early universe and the DM particles therefore are generically over-produced. So we will consider the case $m_{a_1} > 2m_{\chi_1}$ only. Different from the first case, $\langle\sigma v_{\text{rel}}\rangle$ tends to have a larger value in the early Universe in this case (*e.g.*, see [59]), leading to

$$\Omega h^2 \sim 10^{-4} \times \frac{0.5}{\text{erfc}\left(\sqrt{\frac{m_{\chi_1}}{T_f}} \left|1 - \frac{m_{a_1}^2}{4m_{\chi_1}^2}\right|\right)} \quad (13)$$

To generate the observed DM relic density, therefore, new inputs like non-thermal production mechanisms are needed. This can be achieved by decaying thermally produced NLSP (with its density before the decay denoted by $\Omega_{\text{NLSP}} h^2$), such as slepton, sneutrino or neutralino, with the DM relic density given by

$$\Omega h^2 = \frac{m_{\chi_1}}{m_{\text{NLSP}}} \Omega_{\text{NLSP}} h^2. \quad (14)$$

We will leave the detailed discussions of such mechanisms for future work.

C. Exotic Higgs decays

The third main feature of the PQ symmetry limit is the set of new exotic decays for the SM-like Higgs boson, which can be potentially probed at colliders soon or in the future. We first note that in the PQ symmetry limit, unlike the R -symmetry limit, the exotic Higgs decays into a pair of light singlet-like CP -even or CP -odd Higgs bosons are generically suppressed. The suppressed tree-level couplings of the SM-like Higgs boson h_2 with $h_1 h_1$ and $a_1 a_1$ can be directly calculated from the Higgs

potential, given by [2]

$$\begin{aligned} y_{h_2 a_1 a_1} &= -\sqrt{2}\lambda\varepsilon \frac{m_Z v}{\mu} + \sum_i \mathcal{O}\left(\frac{\lambda^{4-i}}{\tan^i \beta}\right), \\ y_{h_2 h_1 h_1} &= -\sqrt{2}\lambda\varepsilon \frac{m_Z v}{\mu} + 2\sqrt{2}\varepsilon^2 v \\ &\quad + \sum_i \mathcal{O}\left(\frac{\lambda^{4-i}}{\tan^i \beta}\right) \end{aligned} \quad (15)$$

in the exact PQ limit. Here we have used the mixing parameters given in Eq. (A3) in Appendix A. Alternately, the coupling $y_{h_2 a_1 a_1}$ can be calculated using the properties of the Goldstone boson, which we detail in Appendix B. We see that both $\text{Br}(h_2 \rightarrow h_1 h_1)$ and $\text{Br}(h_2 \rightarrow a_1 a_1)$ are suppressed by $|\lambda\varepsilon|^2 \ll 1$. Therefore, these decay channels are rather inconsequential for the SM-like Higgs search in our scenario. This is different from the well-known physics in the R -symmetry limit of the NMSSM [60], where a_1 is light, playing a role of pseudo-Goldstone boson in breaking the approximate R -symmetry. There, the decay of the SM-like Higgs boson $h_2 \rightarrow a_1 a_1$ is typically significant.

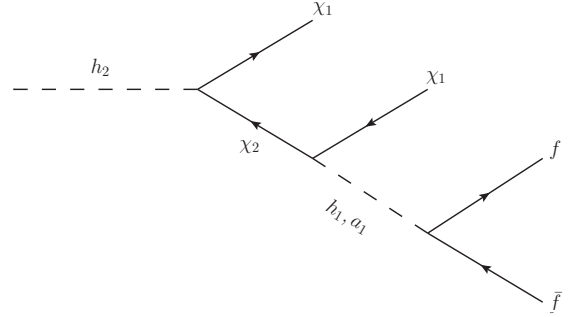


FIG. 1: A new decay channel for the SM-like Higgs boson, h_2 , in the PQ-symmetry limit of the NMSSM.

The suppression of the $h_2 \rightarrow h_1 h_1, a_1 a_1$ decay channels and the lightness of singlet-like χ_1 in the PQ symmetry limit open up possibilities for a new category of exotic decays of the 125 GeV Higgs boson which are initiated by decay into two fermions [1]:

- if χ_2 is bino-like and satisfies $m_{\chi_2} < m_{h_2} - m_{\chi_1}$, then h_2 can decay significantly via $h_2 \rightarrow \chi_1 \chi_2$
- if χ_2 is bino-like and satisfies $m_{\chi_2} < \frac{m_{h_2}}{2}$, then h_2 can also decay significantly via $h_2 \rightarrow \chi_2 \chi_2$, though its branching ratio is relatively small, compared with $h_2 \rightarrow \chi_1 \chi_2$, due to the phase space suppression

The bino-like neutralino subsequently decays via the following main ways [1]:

- $\chi_2 \rightarrow \chi_1 h_1/a_1 \rightarrow \chi_1 f \bar{f}$, which is favored most by kinematics in general context, due to the lightness of h_1/a_1 .

- $\chi_2 \rightarrow \chi_1 Z/Z^* \rightarrow \chi_1 f \bar{f}$, though this chain is strongly constrained by the availability of the phase space.
- $\chi_2 \rightarrow \chi_1 \gamma$, whose branching ratio can be as large as $\mathcal{O}(0.01 - 0.1)$ in the case where the mass splitting between χ_1 and χ_2 is small, say, $m_{\chi_2} - m_{\chi_1} < m_{a_1/h_1}, m_Z$ [62].

The complete decay chain which is favored most by kinematics is shown in Fig. 1¹ In addition, though it is not the focus of this article, if $m_{h_2} \lesssim m_{\chi_1} + m_{\chi_2}$, $h_2 \rightarrow \chi_1 \chi_1$ can be significant. So, the decay topologies of h_2 in this scenario are very rich. As a matter of fact, for the seven possible topologies listed in Fig. 2 of Ref. [62], all of them can be achieved in this scenario except that the one $h_2 \rightarrow 2 \rightarrow 4$ is generically suppressed.

The richness of the h_2 decay topologies necessarily leads to variety of its kinematics at colliders. However, all of these decay chains eventually give a final state with at least one singlino-like χ_1 , the collider signatures therefore are generically semivisible (here we will not consider the possibility $h_2 \rightarrow \chi_1 \chi_1$) or characterized by missing transverse energy (MET) and some visible objects, with or without a resonance. For example, we have

$$h_2 \rightarrow \cancel{E}_T + b\bar{b}, \tau^+\tau^-, \ell^+\ell^-, \gamma\gamma, \gamma, \quad (16)$$

for $h_2 \rightarrow \chi_1 \chi_2$. The visible objects can be either collimated, via the decays of the light resonance a_1/h_1 , or isolated, via the decays of the Z boson. The discussion can be generalized to $h_2 \rightarrow \chi_2 \chi_2$ though its final state is more complicated and the decay products tend to be softer. The sensitivity of the LHC to these possibilities is mainly driven by the final state signature. Here we will focus on the topology shown in Fig. 1, considering its novelty and its favoredness by kinematics.

For $h_1, a_1 \lesssim 1$ GeV, the corresponding decay $h_2 \rightarrow \mu^+\mu^- \cancel{E}_T$ is easy to identify at the LHC with a specialized muon-jet identification procedure, which we detailed in [1] and has been highlighted as one of the highly motivated exotic Higgs searches within the 7 and 8 TeV data set of the LHC in ref. [62]. For $1 \lesssim h_1, a_1 \lesssim 4$ GeV, the decay to strange mesons or gluon pair is typically dominant [62]. They are very difficult to detect and we do not expect that any sensitivity can be obtained with conventional cut and count analyses. But, potentially this parameter region can be still probed by $h_2 \rightarrow \mu^+\mu^- \cancel{E}_T$ with future data set from LHC run II program, given $\text{Br}(a_1 \rightarrow \mu^+\mu^-) \sim \mathcal{O}(0.01 - 0.1)$ for $\tan\beta > 1$ [62].

For $4 \lesssim h_1, a_1 \lesssim 10$ GeV, the decay to tau pairs and missing transverse energy can be potentially probed with large amounts of integrated luminosity, which we discuss in Subsec. III A. For scalar and pseudoscalar masses

larger than 10 GeV (and given the decay topology in Fig. 1), the dominant decay to $b\bar{b}$ is possible to probe at the LHC. We studied one discovery possibility in [1], but in Subsec. III B, we will focus on a new benchmark motivated by the GC gamma ray excess.

As a last comment in this section, we note that the monojet searches at the LHC (*c.f.* [63]) generally have no sensitivity to this scenario, even if σ_{SI} is as large as 10^{-40} cm^2 . This is because the singlet-like mediator typically has a small production cross section and in addition, mainly decays into the SM fermions.

D. Parameter space scan

We can illustrate many of the features described in Subsecs. II A– II C with a general parameter space scan in the PQ symmetry limit of the NMSSM.

In Fig. 2, we show the current bounds of DM direct detections on this scenario, with the black points resulting in a relic density $\Omega h^2 \leq 0.131$ and satisfying all of the other built-in constraints in NMSSMTools 4.2.1 [64], such as from Higgs searches, superpartner searches, muon $g-2$, flavor physics, invisible Z -decay, etc., and the constraints from Υ decays. The curves show limits at 90% C.L. from the CDMSlite [47] (green), updated XENON10 S2-only [48] (brown), XENON100 [49] (red) and LUX [50] (yellow) analyses. The contours identify possible signal regions associated with data from CoGeNT [51] (brown, 90% C.L.), DAMA/LIBRA [52] (orange, 99.7% C.L.), CRESST [53] (purple, 95.45% C.L.) CDMS II Si [54] (blue, 90% C.L) experiments. The orange star corresponds to the benchmark presented in Table I. The unconstrained parameter space in this scenario can be readily probed by future iterations of current DM direct detection experiments.

In Fig. 3, we show physics in the neighborhood of the benchmark point (orange star) which is used to explain the GC gamma-ray excess. The panels in the top row show the simultaneous smallness of m_{h_1} , m_{a_1} and m_{χ_1} . The panels in the middle row show the relic density given by a pair annihilation enhanced by a_1 -mediated Breit-Wigner effect, as well as the thermally averaged annihilation cross section in the Universe nowadays. Indeed, one can find a narrow band where $\langle\sigma v\rangle_{0K} \sim 10^{-26} \text{ cm}^3 \text{ s}^{-1}$. The panels in the last row indicate that, if χ_2 is bino-like and of sub-EW scale, the decay of $h_2 \rightarrow \chi_1 \chi_2$ is significant.

III. EXOTIC HIGGS DECAYS SEARCH STRATEGIES AT THE LHC

We now focus on the possibilities for exotic decays of the SM-like Higgs boson that arise from the PQ-symmetry limit. As depicted in Fig. 1, we study the decay chain $h_2 \rightarrow \chi_1 \chi_2$, with $\chi_2 \rightarrow \chi_1 h_1$, $\chi_1 a_1$, and $h_1, a_1 \rightarrow f\bar{f}$. For our benchmark scenario, the collider

¹ This decay topology was also noted in a simplified model context [61].

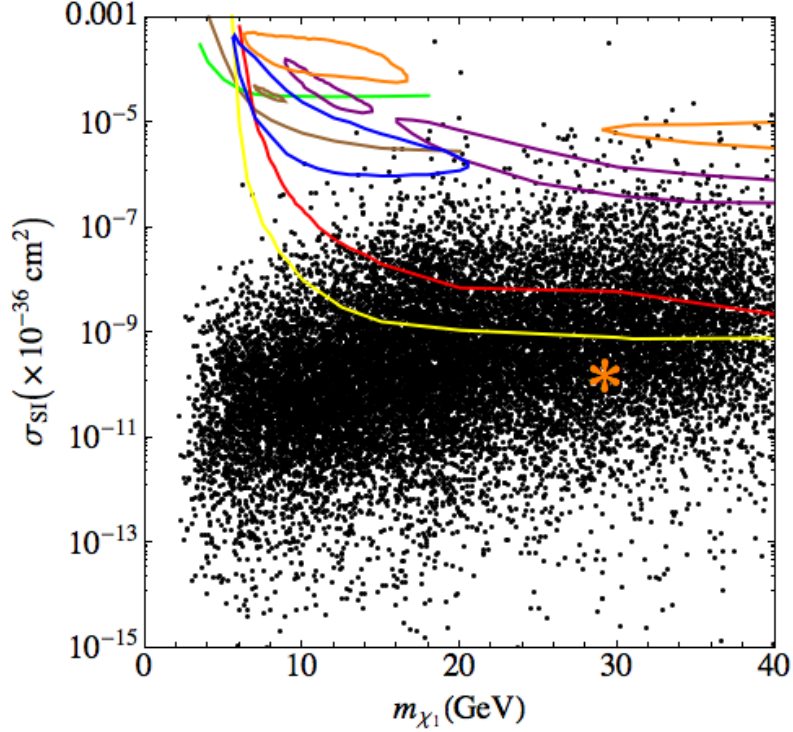


FIG. 2: Spin-independent direct detection cross section for χ_1 in the nearly PQ-symmetry limit of the NMSSM. The scan is over all parameters, in the ranges $0.05 \leq \lambda \leq 0.3$, $0.0005 \leq \kappa \leq 0.03$, $|\epsilon'| = \left| \frac{A_\lambda}{\mu \tan \beta} - 1 \right| \leq 0.25$, $-120 \leq A_\kappa \leq 0$ GeV, $5 \leq \tan \beta \leq 25$ and $100 \leq \mu \leq 400$ GeV. We have assumed soft squark masses of 2 TeV, slepton masses of 200 GeV, $A_{u,d,e} = -3.5$ TeV, and bino, wino and gluino masses of 80-120, 200 and 2000 GeV, respectively. The black points have a relic density $\Omega h^2 \leq 0.131$ (a default choice set in NMSSMTools 4.2.1 [64]). The curves show limits at 90% C.L. from the CDMSlite [47] (green), updated XENON10 S2-only [48] (brown), XENON100 [49] (red) and LUX [50] (yellow) analyses. The contours identify possible signal regions associated with data from CoGeNT [51] (brown, 90% C.L.), DAMA/LIBRA [52] (orange, 99.7% C.L.), CRESST [53] (purple, 95.45% C.L.) CDMS II Si [54] (blue, 90% C.L.) experiments. The orange star corresponds to the benchmark presented in Table I.

λ	κ	A_λ	A_κ	μ	$\tan \beta$	m_{h_1}	m_{a_1}	m_{χ_1}
0.21	0.01	3047.2	-78.0	307.8	10.0	21.9	58.9	29.4
m_{h_2}	m_{χ_2}	$\text{Br}(h_2 \rightarrow \text{SM})$	$\text{Br}(h_2 \rightarrow \chi_1 \chi_2)$	$\text{Br}(\chi_2 \rightarrow \chi_1 h_1)$	$\text{Br}(h_1 \rightarrow b\bar{b})$	$\Omega h^2 (10^{-5})$	$\sigma_{\text{SI}} (10^{-46})$	$\langle \sigma v \rangle_{0K} (10^{-26})$
125.0	80.9	75.0%	18.5%	100%	86.7%	8.0	1.7	2.5

TABLE I: Benchmark of sub-EW DM in the nearly PQ-symmetry limit of the NMSSM which is dedicated to encoding the event excess of cosmic gamma-ray from the GC. Soft SUSY-breaking sfermion and gaugino parameters are as given in the caption of Fig. 3. All mass parameters are in GeV, and σ_{SI} and $\langle \sigma v \rangle_{0K}$ have units of cm^2 and cm^3/s , respectively.

signature will be $f\bar{f} + \cancel{E}_T + X$, where the SM fermions $f\bar{f}$ are produced via the decay of the light resonance h_1 or a_1 and appears as a pair of collimated leptons, jets, or merge into a fat jet at the LHC, and X denotes the decay products of the particles produced in association with h_2 . We have studied the cases with $f\bar{f} = \mu^+\mu^-$, $b\bar{b}$ in Ref. [1]. Here, we will extend our analysis to include the $\tau^+\tau^-$ final state as well as consider a modified benchmark for the $b\bar{b}$ channel that is motivated by the connection to the GC gamma ray excess.

Similarly to Ref. [1], we introduce a scale factor

$$c_{\text{eff}} = \frac{\sigma(pp \rightarrow h_2)}{\sigma(pp \rightarrow h_{\text{SM}})} \times \text{Br}(h_2 \rightarrow \chi_1 \chi_2) \times \text{Br}(\chi_2 \rightarrow h_1 \chi_1) \times \text{Br}(h_1 \rightarrow f\bar{f}), \quad (17)$$

where $\sigma(pp \rightarrow h_2)$ and $\sigma(pp \rightarrow h_{\text{SM}})$ are the production cross sections for the SM-like and SM Higgs boson (the first calculated in the PQ-symmetry limit of the NMSSM and the second calculated in the SM) in the relevant production mode, and we assume the narrow width approximation for each intermediate decaying particle. The cur-

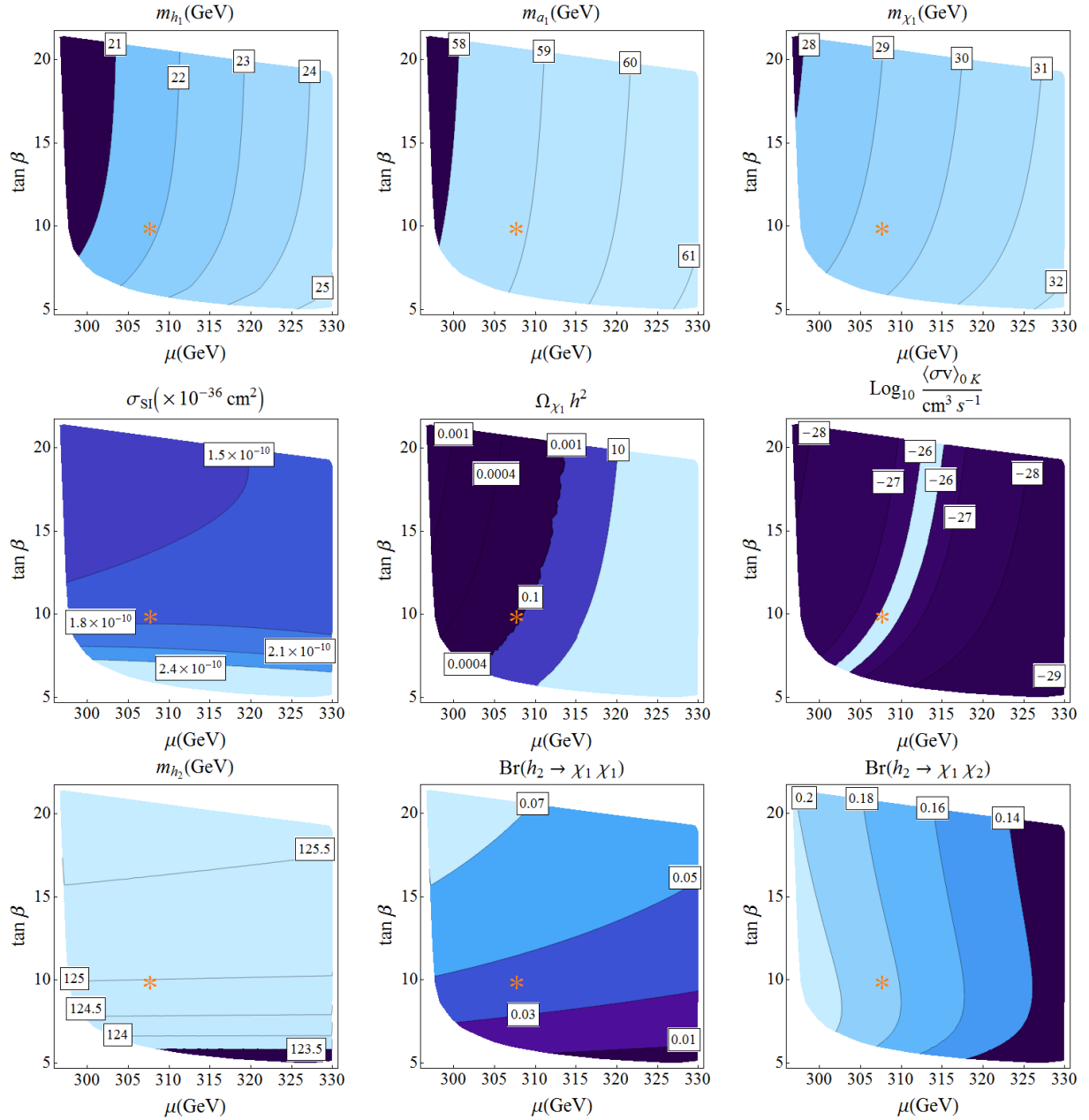


FIG. 3: Embedding the gamma ray excess from the GC as DM signals in the nearly PQ-symmetry limit of the NMSSM. Here $\lambda = 0.21$, $\kappa \leq 0.01$, $\epsilon' = -0.01$ and $A_\kappa = -78$ GeV have been assumed. In addition, soft SUSY-breaking parameters for gauginos, squarks and sleptons are set to be $M_1 = 85$ GeV, $M_2 = 200$ GeV, $M_3 = 2000$ GeV, $\tilde{M}_l^2 = (200\text{GeV})^2$, and $\tilde{M}_q^2 = (2000\text{GeV})^2$, respectively; soft SUSY-breaking trilinear parameters are assumed to be $A_u = A_d = A_l = -3500$ GeV. The orange star represents the benchmark point shown in Table I.

rent limits on an invisible or unobserved decay width for the Higgs boson are as large as 60% (25%) at the 95% C.L., with an enhanced $\Gamma(h_2 \rightarrow gg)$ allowed (not allowed) [66]. As the limit on a non-standard Higgs decay width improves, our final sensitivity results can be rescaled by the c_{eff} factor, in the same spirit as the simplified model framework [67]. We also note that exotic production modes for the SM-like Higgs boson could increase the effective production rate [68].

In our analyses, the signal and background samples for

both analyses are simulated using MadGraph 5 [69] with CTEQ6L1 parton distribution functions [70] and MLM matching [71, 72], with a matching scale $Q = 30\text{GeV}$. The h_2 decays are handled in MadGraph 5 implementing an NMSSM model file based on Ref. [2]. These events are showered and hadronized using PYTHIA v6.4.20 [73]. Jet clustering is performed with the FASTJET v.3.0.2 [74] package. As with Ref. [1], we use a mock detector simulation incorporating ATLAS and CMS performance results on jets [75], electrons [76], muons [77], and missing en-

ergy [78].

A. Case I: $h_2 \rightarrow \tau^+\tau^- + \cancel{E}_T$

For $4 \lesssim m_{h_1} \lesssim 10$ GeV, the dominant decay of h_1 proceeds via two tau leptons. For concreteness, we adopt the benchmark indicated in Table II. Because of the small h_1 mass, the two taus are relatively soft and only obtain their boost from the kinematics of the cascade decay. So we adopt the SM Higgs production mode Zh_2 and we will trigger on $Z \rightarrow \ell^+\ell^-$, $\ell = e$ or μ . The moderate boost to h_2 provided by the recoiling Z combined with the available phase space from the cascade decay $h_2 \rightarrow \chi_2\chi_1$, $\chi_2 \rightarrow \chi_1h_1$, $h_1 \rightarrow \tau^+\tau^-$ will serve to roughly collimate the ditau pair. We will focus on the tau decays characterized by one-prong and three-prong tracks, where the prongs include both charged pions as well as charged leptons. The alternate high p_T , isolated leptonic tau decays will likely be very difficult to identify because of the loss of statistics and the characteristic softness of the leptons. Then, the signal is characterized by an opposite-sign, same-flavor dilepton Z candidate, a jet with track counts consistent with tau parents, and missing transverse energy.

	m_{h_1}	m_{h_2}	m_{χ_1}	m_{χ_2}
$h_1 \rightarrow \tau^+\tau^-$	8 GeV	125 GeV	10 GeV	80 GeV

TABLE II: Benchmark used for the collider analysis of $h_2 \rightarrow \tau^+\tau^- + \cancel{E}_T$.

The SM backgrounds for this challenging signal are Z +jets, $Z \rightarrow \ell^+\ell^-$, fully leptonic $t\bar{t}$, fully leptonic W^+W^- , fully leptonic $W^\pm Z$, and $ZZ \rightarrow \ell\ell\nu\nu$. For the electroweak Z +jets and the diboson backgrounds, we adopt a flat K -factor of 1.3. The $t\bar{t}$ background is normalized to 833 pb at 14 TeV LHC [79] to account for NLO+NLL QCD corrections. The signal cross section for Zh_2 production was fixed to 0.9690 for h_2 125 GeV [80], which includes NNLO QCD+NLO EW corrections. We adopt $c_{\text{eff}} = 1$, and our results can be readily rescaled for other values.

For efficient Monte Carlo generation, we apply preselection cuts to the backgrounds. Namely, we require at least one jet with $p_T > 30$ GeV and leptons have $p_T > 20$ GeV. The signal sample is without preselection requirements.

Events are clustered with the anti- k_T algorithm using $R = 0.6$, which will serve as our candidate hadronic di-tau signal jet. We select events with at least two leptons with $p_T > 20$ GeV and $|\eta| < 2.5$, excluding $1.37 < |\eta| < 1.52$ for electron candidates. The highest p_T pair of leptons is required to be same-flavor, opposite-sign, and their invariant mass must fall within 10 GeV of the Z mass. This helps reduce the non-resonant dilepton background from $t\bar{t}$ and W^+W^- , as evident in Fig. 4.

We next require $\cancel{E}_T > 75$ GeV, which helps reduce Z +jets background. Although the Z +jets background has no intrinsic source for MET, our jet mismeasurement

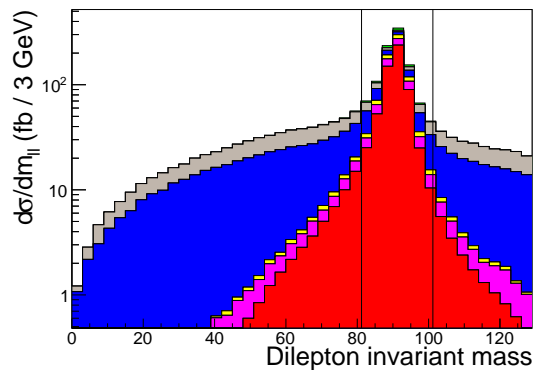


FIG. 4: Opposite-sign, same flavor lepton pair invariant mass distributions for the $h_1 \rightarrow \tau^+\tau^-$ signal benchmark (green), and Z +jets $\times 1/500$ (red), $W^\pm Z$ (magenta), ZZ (yellow), $t\bar{t} \times 1/10$ (blue), and W^+W^- (gray) backgrounds. The signal is normalized using $c_{\text{eff}} = 1$. The black vertical lines at 81.2 GeV and 101.2 GeV mark the dilepton mass window used in our analysis.

modeling leads to spurious MET signals. Also, as opposed to traditional SUSY pair production jets + MET searches, the mass scale for our hard process is not large, so the MET tail in our distribution is not highly pronounced, see Fig. 5. A future analysis in this channel would greatly benefit from improving the jet mismeasurement modeling and a possible subtraction of the Z +jets background from the differential MET distribution.

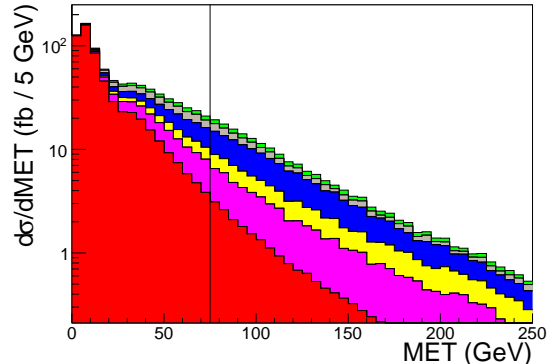


FIG. 5: MET distributions for the $h_1 \rightarrow \tau^+\tau^-$ signal benchmark (green), and Z +jets $\times \frac{1}{500}$ (red), $W^\pm Z$ (magenta), ZZ (yellow), $t\bar{t} \times \frac{1}{10}$ (blue), and $W^\pm W^\mp$ (gray) backgrounds. The signal is normalized using $c_{\text{eff}} = 1$. The black vertical line at 75 GeV indicates our MET cut.

We can readily eliminate much of the remaining $t\bar{t}$ background by vetoing b -tagged jets, where we adopt a b -tagging efficiency of 60% for b -jets, 10% for c -jets, and a 1% mistag rate. We isolate the $N_{\text{jet}} = 1$ bin and study the track content. From Fig. 6, we see that the signal characteristically has fewer hard tracks than the backgrounds, with prominent peaks at 2 and 4 tracks corresponding to the two one-prong and three-prong hadronic tau decays. We sum over 1 to 5 tracks in a moderately in-

clusive fashion to help avoid difficulties with track quality requirements. The cut efficiencies are listed in Table III.

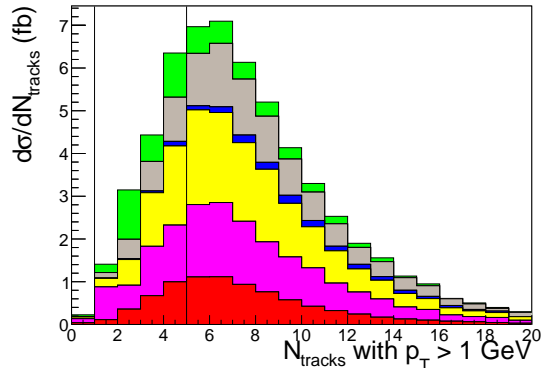


FIG. 6: Number of charged tracks with track $p_T > 1$ GeV for the $h_1 \rightarrow \tau^+\tau^-$ signal benchmark (green), and $Z + \text{jets} \times \frac{1}{500}$ (red), $W^\pm Z$ (magenta), ZZ (yellow), $t\bar{t} \times \frac{1}{10}$ (blue), and $W^\pm W^\mp$ (gray) backgrounds. The signal is normalized using $c_{\text{eff}} = 1$. We count the number of events with 1 to 5 tracks, indicated by the black lines.

After applying all selection cuts, we find the signal can be detected with 2σ expected exclusion sensitivity from 500 fb^{-1} of LHC 14 TeV data, assuming $c_{\text{eff}} = 1$. This result is mainly driven by the very large $Z + \text{jets}$ background, where the only effective cuts to reduce this background is our $\cancel{E}_T > 75$ GeV requirement and the track number cut. As mentioned before, the MET tail from the $Z + \text{jets}$ background arises from our modeling of jet mismeasurement, which should roughly reproduce the gross features of an experimental analysis. But a better understanding of the jet energy scale will help improve the modeling of the MET tail, likely leading to improved discovery and exclusion prospects. An extensive improvement on the track number requirement is certainly possible, but would realistically include additional handles to optimize low p_T hadronic tau candidates in a high pile-up environment. This type of analysis is beyond the scope of the current work, but we reserve such a study for future work.

In addition, considering traditional SUSY pair production modes that lead to χ_2 intermediate states in the cascade would provide a second source of $h_1 \rightarrow \tau^+\tau^-$ signal events, where the more energetic kinematics would serve as a stronger handle against the backgrounds and also lead to improved prospects. As mentioned earlier, such production modes could also effectively enable signal rates to be uncorrelated with the potential improvement in the invisible and undetected branching fraction of the Higgs, which we parametrize by c_{eff} .

B. Case II: $h_2 \rightarrow b\bar{b} + \cancel{E}_T$

For $m_{h_1} > 10$ GeV, the light Higgs-like scalar dominantly decays to $b\bar{b}$. As we are motivated by considering

a possible model for the GC gamma ray excess, we have adopted a benchmark point consistent with the parameter space scan presented in Sec. II B, which is listed in Table IV. This also contrasts with our previous study in Ref. [1], where the h_1 mass was much higher and hence easier to identify from the continuum $Z + \text{heavy flavor jets}$ background. In this case, the h_1 mass is 20 GeV, leading to a relatively soft $b\bar{b}$ pair. The event signature from the h_2 cascade is then $b\bar{b} + \cancel{E}_T$. Since the \cancel{E}_T signature is only present to the extent that the $b\bar{b}$ system recoils, we again need a hard object for h_2 to recoil against as a useful trigger and to enhance the MET significance. For these purposes, we adopt the Zh_2 production mode, with $Z \rightarrow \ell^+\ell^-$, with $\ell = e$ or μ . The signal is then a dilepton Z candidate, a relatively soft b -tagged jet, and \cancel{E}_T .

The main backgrounds for our signal are $Z + \text{heavy flavor jets}$, including Zg , $g \rightarrow b\bar{b}$, $g \rightarrow c\bar{c}$, and $Zc + Z\bar{c}$ production, and $t\bar{t}$. We adopt 60% for our b -tagging efficiency, 10% for charm-mistagging, and 1% for the remaining light flavor jet mistagging. While our dominant background will be from Zg with gluon splitting to two b -quarks, there is still a non-negligible background from the charm-mistag background.

After our mild preselection requirements², the starting cross sections at $\sqrt{s} = 14$ TeV LHC are 48.4 pb for $Zb\bar{b}$, 32.8 pb for $Zc\bar{c}$, 138.9 pb for $Zc + Z\bar{c}$, with subsequent $Z \rightarrow e^+e^-$, $\mu^+\mu^-$, or $\tau^+\tau^-$ decay, 41.8 pb for $t\bar{t} + \text{jets}$, requiring the fully leptonic decays of the tops, and $0.098 \times c_{\text{eff}}$ pb for our Zh_2 signal, again requiring $Z \rightarrow e^+e^-$, $\mu^+\mu^-$, or $\tau^+\tau^-$. The $t\bar{t}$ and signal cross sections are normalized the same as with the $\tau^+\tau^-$ analysis. Events are clustered with the angular-ordered Cambridge-Aachen algorithm [81, 82] with distance parameter $R = 1.2$, in order to capture the larger $b\bar{b}$ system.

We again start by identifying the leptonic Z candidate, where the hardest dilepton pair must be an e^+e^- or $\mu^+\mu^-$ pair with each having $p_T > 40$ GeV and satisfying $81.2 \text{ GeV} < m_{\ell\ell} < 101.2 \text{ GeV}$. Again, this helps to eliminate the non-resonant dilepton background from $t\bar{t}$, as evident in Fig. 7.

We then require $\cancel{E}_T > 120$ GeV. In contrast with the $\tau^+\tau^-$ case, the signal carries a longer and harder \cancel{E}_T tail, see Fig. 8, arising from the different mass splittings in the benchmark we adopted. This cut is effective at eliminating the $Z + \text{heavy flavor jet}$ backgrounds, but the remaining contributions from these backgrounds are difficult to control because their MET tail again arises from our jet energy smearing.

We now count the number of b -tagged jets with $p_T > 20$ GeV. Since the signal is best identified when its two bottom quarks are clustered into the same jet, as evident

² We adopt the typical default requirements set in MadGraph 5 except for the $Z + g$ background, we require the leptonic decay products of the Z to have $p_T > 30$ GeV.

Cut and Efficiencies	$Z + h_2$ 0.098 $\times c_{\text{eff}}$ pb	$Z + \text{jets}, Z \rightarrow \ell\ell$ 593.4 pb	$t\bar{t} \rightarrow b\ell^+\nu b\ell^-\nu$ 41.82 pb	$W^+W^- \rightarrow \ell^+\nu\ell^-\nu$ 2.412 pb	$W^\pm Z \rightarrow \ell^\pm\nu\ell^\pm\ell^-$ 0.3461 pb	$ZZ \rightarrow \ell^+\ell^-\nu\nu$ 0.1299 pb
At least two SF, OS leptons with $p_T > 20$ GeV, within Z window MET > 75 GeV	0.4389 0.1632	0.4950 1.803E-2	3.161E-2 1.544E-2	3.151E-2 9.002E-3	0.3113 0.1057	0.4977 0.2269
Require $N_{b\text{-tags}} = 0$, only one jet $p_T > 20$ GeV	6.052E-2	7.046E-3	4.03E-4	4.729E-3	4.226E-2	0.1313
Require 1 – 5 tracks with $p_T > 3$ GeV	3.710E-2	2.739E-3	6.526E-5	1.464E-3	1.575E-2	4.712E-2
Event Number (500fb $^{-1}$, $c_{\text{eff}} = 1.0$)	1800	8.10E+5	1400	1800	2700	3100
$S/\sqrt{S+B}$ (500fb $^{-1}$, $c_{\text{eff}} = 1.0$)	2.0 σ					

TABLE III: Cut Flow Table for Zh_2 , $Z \rightarrow \ell^+\ell^-$, $h_2 \rightarrow \chi_1\chi_1\tau^+\tau^-$. Cross sections for backgrounds include preselection cuts of at least one jet with $p_T > 20$ GeV and leptons with $p_T > 20$ GeV. Leptons from decays of gauge bosons include e , μ , and τ .

	m_{h_1}	m_{h_2}	m_{χ_1}	m_{χ_2}
$h_1 \rightarrow b\bar{b}$	20 GeV	125 GeV	30 GeV	80 GeV

TABLE IV: Benchmark used for the collider analysis of $h_2 \rightarrow b\bar{b} + \cancel{E}_T$.

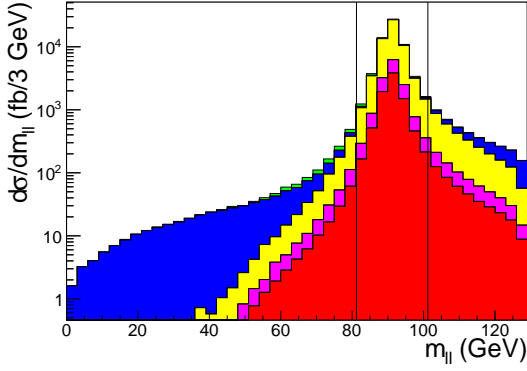


FIG. 7: Differential cross section vs. $m_{\ell\ell}$ of same flavor, opposite sign lepton pairs for signal $\times 200$ (green), $Zb\bar{b}$ background (red), $Zc\bar{c}$ background (magenta), $Zc, Z\bar{c}$ background (yellow), and $t\bar{t}$ background (blue) for the 14 TeV LHC. The black vertical lines indicate the mass window cut used requiring $81.2 < m_{\ell\ell} < 101.2$ GeV. We have set $c_{\text{eff}} = 0.5$ for this channel.

in Fig. 9, we retain the 1 b -tag bin and discard events with 0 or ≥ 2 b -tagged jets.

Having isolated the dilepton system as well as the cascade decay of the h_2 boson, we can apply an additional cut with the expectation that the dilepton system recoils against the collimated h_2 cascade decay. We construct the scalar sum p_T of the h_2 candidate, $p_T(h_2, \text{cand}) = p_T(b\text{-jet}) + |\cancel{E}_T|$, and then divide it by the p_T of the dilepton system: $p_{T, \text{frac}} \equiv p_T(h_2, \text{cand})/p_T(\ell\ell_{\text{sys}})$. Shown in Fig. 10 is the distribution of the transverse momentum fraction, $p_{T, \text{frac}} \equiv p_T(h_2, \text{cand})/p_T(\ell\ell_{\text{sys}})$. We observe that the cutting on $p_{T, \text{frac}}$ works well at reducing the $t\bar{t}$ background, where the MET signal tends to arise from neutrinos of separate decay chains instead of a single cascade decay. We require $0.8 < p_{T, \text{frac}} < 1.2$ to isolate well-balanced Zh_2 candidate events.

After these cuts, we find that we have 2.0σ exclusion sensitivity with 50 fb $^{-1}$ of 14 TeV LHC luminosity. Complete cut flow information and sensitivity calculation are presented in Table V. The dominant background is from $Zb\bar{b}$, which could be further reduced with a grooming procedure looking for hard subjects if the signal were further

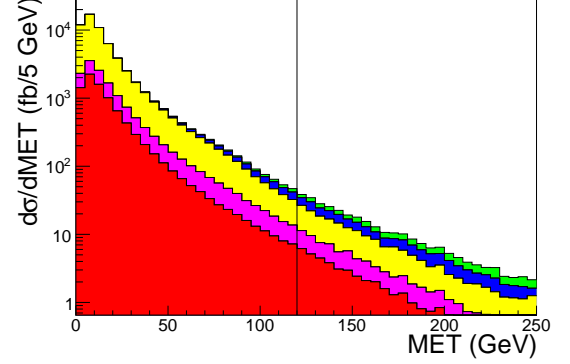


FIG. 8: Differential cross section vs. MET for signal $\times 20$ (green), $Zb\bar{b}$ background (red), $Zc\bar{c}$ background (magenta), $Zc, Z\bar{c}$ background (yellow), and $t\bar{t}$ background (blue) for the 14 TeV LHC after the Z mass window cut. The black vertical lines indicate our MET > 120 GeV cut. We have set $c_{\text{eff}} = 0.5$.

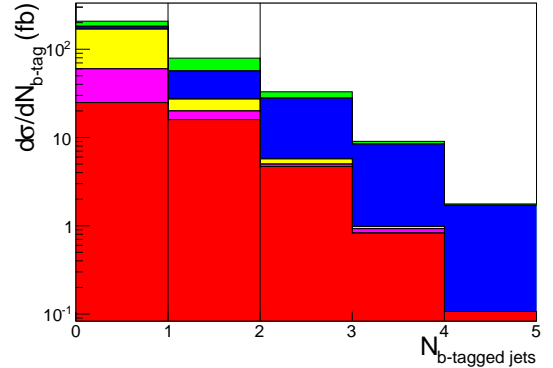


FIG. 9: Differential cross section vs. b -tagged jet multiplicity for signal $\times 20$ (green), $Zb\bar{b}$ background (red), $Zc\bar{c}$ background (magenta), $Zc, Z\bar{c}$ background (yellow), and $t\bar{t}$ background (blue), after the Z mass window and MET cuts at the 14 TeV LHC. The black vertical lines indicate the required bin, $N_{b\text{-tags}} = 1$, used in our analysis. We have set $c_{\text{eff}} = 0.5$.

on the $b\bar{b}$ continuum tail, as demonstrated in [1]. For our current benchmark, however, the lighter h_1 mass and the softer subjects renders the grooming procedure ineffective at resolving the signal from the continuum background. Alternative jet substructure techniques, however, could be promising tools to resolve the $h_1 \rightarrow b\bar{b}$ signal bump, but additional handles on issues like subjet resolution and pile-up mitigation would also need to be taken into account. As with the $h_1 \rightarrow \tau^+\tau^-$ scenario, further im-

Cut and Efficiencies	Zh_2 $0.098 \times c_{\text{eff}}$ pb	$Zb\bar{b}$ 48.4 pb	$Zc\bar{c}$ 32.8 pb	$Zc + Z\bar{c}$ 138.9 pb	$t\bar{t}$ 41.8 pb
At least two SF, OS leptons with $p_T > 40$ GeV,					
within Z window	0.1946	0.1774	0.1707	0.1634	0.01193
MET > 120 GeV	5.547E-2	9.597E-4	1.205E-3	4.213E-4	1.765E-3
$N_{b\text{-tags}} = 1$, jet $p_T > 20$ GeV	2.303E-2	3.294E-4	1.231E-4	2.620E-5	7.058E-4
$0.8 < p_{T,\text{frac}} < 1.2$	2.105E-2	1.935E-4	4.265E-5	1.160E-5	7.565E-4
Event Number (50 fb^{-1} , $c_{\text{eff}} = 0.5$)	40	213	53	64	26
$S/\sqrt{S+B}$ (50 fb^{-1} , $c_{\text{eff}} = 0.5$)	2.0 σ				

TABLE V: Cut flow: Analysis cuts and efficiency table for the $h_1 \rightarrow b\bar{b}$ channel, $m_{h_1} = 20$, $\chi_1 = 30$, $\chi_2 = 80$ GeV. The decays $Z \rightarrow \ell^+\ell^-$ and $W \rightarrow \ell\nu$, $\ell = e, \mu, \tau$ are included in the quoted cross sections.

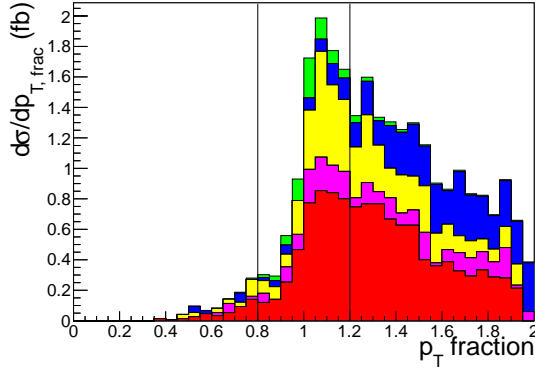


FIG. 10: Differential cross section vs. $p_{T,\text{frac}}$, as defined in the text, for signal (green), $Zb\bar{b}$ background (red), $Zc\bar{c}$ background (magenta), Zc, Zb background (yellow) and $t\bar{t}$ background (blue), after applying the Z mass window, MET, and $N_{b\text{-tag}} = 1$ cuts at the 14 TeV LHC. The black vertical lines indicate the $p_{T,\text{frac}}$ window, $0.8 < p_{T,\text{frac}} < 1.2$, requirement in our analysis. We have set $c_{\text{eff}} = 0.5$.

provements could be made by studying traditional pair production modes of supersymmetric particles. The possibility of identifying single jets with multiple displaced vertices, corresponding to multiple b -hadron candidates, would also be a promising avenue for signal extraction. We will leave these interesting questions for future work.

IV. CONCLUSIONS

In this article, we emphasized that the nearly PQ-symmetry limit provides a supersymmetric benchmark for both a singlino-like sub-EW scale DM, as well as novel exotic decays of SM-like Higgs, $h_2 \rightarrow \chi_1\chi_2$ and $h_2 \rightarrow \chi_2\chi_2$, with the bino-like χ_2 further decaying in multiple ways. The collider signature of this new category of exotic Higgs decays is characterized by MET and some visible objects, with or without a resonance. We have pursued the $h_2 \rightarrow \chi_1\chi_2 \rightarrow h_1/a_1\chi_1\chi_1$ mode, which is favored more by kinematics, and presented analyses of the $\tau^+\tau^-$ and $b\bar{b}$ channels for extracting these signals from the SM backgrounds.

In the first analysis, we studied a benchmark model

with $m_{h_1} = 8$ GeV, $m_{\chi_1} = 10$ GeV, and the decay $h_2 \rightarrow \tau^+\tau^- E_T$, where we adopted a track-based identification of pair of hadronic taus decays. We motivated the Zh_2 , $Z \rightarrow \ell^+\ell^-$ production mode as the easiest trigger path, but nevertheless the relatively moderate MET from our signal implies the very large background from Z +jets cannot be dramatically reduced. We estimate that roughly 500 fb^{-1} of 14 TeV LHC luminosity is required to have 2σ exclusion sensitivity to this channel. Improving this channel would require new kinematic handles or alternative τ decay channels.

In the second analysis, we studied a GC gamma ray excess benchmark with $m_{h_1} = 20$ GeV, $m_{\chi_1} = 30$ GeV and $h_1 \rightarrow b\bar{b}$. The Zh_2 , $Z \rightarrow \ell^+\ell^-$ production mode again provided a good trigger path, and the effective b -tagging requirements and larger MET signature of our signal were significantly more effective at reducing SM backgrounds. Using $c_{\text{eff}} = 0.5$, we estimate that 50 fb^{-1} of 14 TeV LHC luminosity is needed to reach 2σ exclusion sensitivity for this benchmark. As reiterated from [1], one novel cut used in this analysis took advantage of the fact that for the decay topology in Fig. 1, the MET arises only from the h_2 decay, in contrast to the usual MET signatures of pair-produced MSSM superpartners or SM $t\bar{t}$ background.

The possibilities other than the ones discussed here (e.g., $h_2 \rightarrow \chi_2\chi_1$ with different χ_2 decay modes, as well as $h_2 \rightarrow \chi_2\chi_2$) can lead to collider signatures and kinematics requiring different analyses from those we have presented. Additional production modes, such as those arising from pair production of superpartners, are also promising probes for studying the singlet-like h_1 and singlino-like χ_1 states. We will leave these interesting topics for a future study.

[Note]: While this article was in preparation, the papers by T. Han, *et. al.* [83] and by C. Cheung, *et. al.* [84] appeared, which partially overlap with this one in discussing the potential role of the nearly PQ-symmetry limit of the NMSSM, a supersymmetric benchmark for sub-EW scale singlino-like DM [2], in explaining the GC gamma ray excess. A notable difference, however, is that we emphasize the connection between sub-EW scale DM and the exploration of semi-visible exotic decays of the 125 GeV Higgs boson, MET + visible, at colliders [1],

while [83] is focused on the mechanisms to achieve correct relic density and [84] is dedicated to the study on explaining the GC gamma-ray excess in supersymmetric scenarios.

Acknowledgments

We would like to thank Brock Tweedie, Patrick Draper, Michael Graesser, Joe Lykken, Adam Martin, Nausheen Shah, Jessie Shelton, Matt Strassler and Carlos Wagner for useful discussions. TL is supported by his start-up fund at the Hong Kong University of Science and Technology. JH is supported by the DOE Office of Science and the LANL LDRD program. JH would also like to thank the hospitality of University of Washington, where part of the work was finished. L-TW is supported by the DOE Early Career Award under Grant DE-SC0003930. L-TW is also supported in part by the Kavli Institute for Cosmological Physics at the University of Chicago through NSF Grant PHY-1125897 and an endowment from the Kavli Foundation and its founder Fred Kavli. FY would like to thank the Theoretical High Energy Physics group at Johannes Gutenberg Universität Mainz for their hospitality, where part of this work was completed. Fermilab is operated by the Fermi Research Alliance, LLC under Contract No. DE-AC02-07CH11359 with the US Department of Energy.

We also would like to acknowledge the hospitality of the Kavli Institute for Theoretical Physics and the Aspen Center for Physics, where part of this work was completed, and this research is supported in part by the National Science Foundation under Grant No. NSF PHY11-25915.

Appendix A: Mass Eigenvalues and Eigenstates of the CP -even Higgs Sector in the PQ Limit

The mass eigenvalues of the CP -even Higgs sector in the Peccei-Quinn limit are given by

$$\begin{aligned}
m_{h_1}^2 &= -\frac{4(\lambda^2 v^2 \mu^2 \varepsilon'^2)}{m_Z^2} \\
&+ \frac{4\lambda^2 v^2}{m_Z^6} \left(4v^2 \varepsilon'^4 \lambda^2 \mu^4 + \frac{m_Z^4 (1 - \varepsilon') (m_Z^2 + 2\varepsilon' \mu^2)}{\tan^2 \beta} \right) \\
&+ \sum_i \mathcal{O} \left(\frac{\lambda^{5-i}}{\tan^i \beta} \right), \\
m_{h_2}^2 &= m_Z^2 + \left(\frac{-4m_Z^2}{\tan^2 \beta} + \frac{4v^2 \varepsilon'^2 \lambda^2 \mu^2}{m_Z^2} \right) + \sum_i \mathcal{O} \left(\frac{\lambda^{3-i}}{\tan^i \beta} \right), \\
m_{h_3}^2 &= (1 + \varepsilon') \mu^2 \tan^2 \beta + (1 + \varepsilon') \mu^2 \\
&+ \left(\frac{3m_Z^2}{\tan^2 \beta} + v^2 (1 + \varepsilon') \lambda^2 \right) + \sum_i \mathcal{O} \left(\frac{\lambda^{3-i}}{\tan^i \beta} \right). \quad (A1)
\end{aligned}$$

In the extremal limit $\lambda = 0$, $m_{h_2}^2$ is reduced to

$$\begin{aligned}
m_{h_2}^2 &= m_Z^2 + \frac{-4m_Z^2}{\tan^2 \beta} + \sum_i \mathcal{O} \left(\frac{\lambda^{3-i}}{\tan^i \beta} \right) \\
&= M_Z^2 \cos^2 2\beta + \sum_i \mathcal{O} \left(\frac{\lambda^{3-i}}{\tan^i \beta} \right) \quad (A2)
\end{aligned}$$

a familiar result in the MSSM. The eigenstates of the three CP -even Higgs are given by

$$\begin{aligned}
S_{1d} &= \frac{\lambda v}{\tan \beta} \left(\frac{1}{\mu} + \frac{2\varepsilon' \mu}{m_Z^2} \right) + \sum_i \mathcal{O} \left(\frac{\lambda^{3-i}}{\tan^i \beta} \right), \\
S_{1u} &= \frac{2v\varepsilon' \lambda \mu}{m_Z^2} + \sum_i \mathcal{O} \left(\frac{\lambda^{3-i}}{\tan^i \beta} \right), \\
S_{1s} &= 1 + \sum_i \mathcal{O} \left(\frac{\lambda^{3-i}}{\tan^i \beta} \right), \\
S_{2d} &= \frac{1}{\tan \beta} + \sum_i \mathcal{O} \left(\frac{\lambda^{2-i}}{\tan^i \beta} \right), \\
S_{2u} &= 1 + \sum_i \mathcal{O} \left(\frac{\lambda^{2-i}}{\tan^i \beta} \right), \\
S_{2s} &= -\frac{2\lambda\varepsilon' v \mu}{m_Z^2} + \sum_i \mathcal{O} \left(\frac{\lambda^{2-i}}{\tan^i \beta} \right), \\
S_{3d} &= 1 + \sum_i \mathcal{O} \left(\frac{\lambda^{2-i}}{\tan^i \beta} \right), \\
S_{3u} &= -\frac{1}{\tan \beta} + \sum_i \mathcal{O} \left(\frac{\lambda^{2-i}}{\tan^i \beta} \right), \\
S_{3s} &= 0 + \sum_i \mathcal{O} \left(\frac{\lambda^{2-i}}{\tan^i \beta} \right). \quad (A3)
\end{aligned}$$

For our purposes, the eigenvalue and eigenstate of the lightest CP -even Higgs boson are calculated to an order above the other two.

Appendix B: Calculation of $y_{h_2 a_1 a_1}$

In this Appendix, we calculate the coupling $y_{h_2 a_1 a_1}$ using the properties of the Goldstone boson. In the polar coordinates of the Higgs fields, $y_{h_2 a_1 a_1}$ arises from the kinetic term of a_1 . We will take the kinetic term of H_d as an illustration. We write H_d as

$$\begin{aligned}
H_d &= \left(v_d + \frac{S_{1d} h_1 + S_{2d} h_2 + S_{3d} h_3}{\sqrt{2}} \right) \\
&\times \exp \left(\frac{i(P_{1d} a_1 + P_{2d} a_2 + P_{3d} a_3)}{v_d} \right). \quad (B1)
\end{aligned}$$

The relevant term in the H_d kinetic term expansion is

$$\partial H_d^* \partial H_d \sim \sqrt{2} \frac{S_{2d} P_{1d}^2}{v_d} h_2 \partial a_1 \partial a_1. \quad (B2)$$

Because a_1 is massless, we have $\partial a_1 \partial a_1 = p_{a_1}^2 a_1^2 = \frac{m_{h_2}^2}{2} = \frac{m_Z^2}{2} + \sum_i \mathcal{O}(\lambda^{2-i}/\tan^i \beta)$. So the contribution of H_d kinetic term to the $y_{h_2 a_1 a_1}$ is

$$\frac{S_{2d} m_{h_2}^2 P_{1d}^2}{\sqrt{2} v_d}. \quad (\text{B3})$$

With all Higgs kinetic terms incorporated, we have

$$y_{h_2 a_1 a_1} = \frac{m_Z^2}{\sqrt{2}} \left(\frac{S_{2d} m_{h_2}^2 P_{1d}^2}{v_d} + \frac{S_{2u} m_{h_2}^2 P_{1u}^2}{v_u} + \frac{S_{2s} m_{h_2}^2 P_{1s}^2}{v_S} \right). \quad (\text{B4})$$

with $P_{1d,1u,1s}$ defined in Eqs. (3-5) after decomposing the superfields and isolating into pseudoscalar components. This immediately reproduces Eq. (15).

Appendix C: Further discussion of the saxion mass

Unlike the axino, the saxion may obtain sizable mass corrections in its diagonal mass term or via its mixing with other massive particles, with SUSY softly broken. The diagonal saxion mass at tree level is given by

$$m_s^2 = \sum_{i,j} \frac{q_i v_i}{v_{\text{PQ}}} M_{ij} \frac{q_j v_j}{v_{\text{PQ}}} \quad (\text{C1})$$

with

$$M_{ij} = \frac{\partial^2 V}{\partial \phi_i \partial \phi_j} + \frac{\partial^2 V}{\partial \phi_i^* \partial \phi_j} \Big|_{\phi_{i,j}, \phi_{i,j}^* = v_{i,j}} \quad (\text{C2})$$

being the squared mass matrix. Then we see

$$m_s^2 = 4v^2(1 + \varepsilon')\lambda^2, \text{ with } \varepsilon' = \frac{A_\lambda}{\mu \tan \beta} - 1, \quad (\text{C3})$$

where A_λ is the soft trilinear scalar coupling of Eq. (1). The corrections from mixing, however, can be of the same order. With the mixing corrections included, the tree-level saxion mass is given by

$$m_s^2 = -\frac{4(\lambda^2 v^2 \mu^2 \varepsilon'^2)}{m_Z^2} + \frac{4\lambda^2 v^2}{m_Z^6} \left(4v^2 \varepsilon'^4 \lambda^2 \mu^4 + \frac{m_Z^4 (1 - \varepsilon') (m_Z^2 + 2\varepsilon' \mu^2)}{\tan^2 \beta} \right) + \sum_i \mathcal{O} \left(\frac{\lambda^{5-i}}{\tan^i \beta} \right). \quad (\text{C4})$$

At tree level, the first term is negative, while the second term is smaller than the first by a factor $\sum_i \mathcal{O} \left(\frac{\lambda^{2-i}}{\tan^i \beta} \right)$.

Thus, to avoid a tachyonic vacuum,

$$\varepsilon'^2 < \frac{m_Z^2}{\mu^2 \tan^2 \beta} \quad (\text{C5})$$

is required [2]. This condition sets an upper bound for the tree-level m_s^2

$$m_s^2 < \frac{4v^2 \lambda^2}{\tan^2 \beta} \quad (\text{C6})$$

which is $(\mathcal{O}(10) \text{ GeV})^2$ or lower in the context we consider.

The $\mathcal{O}(10) \text{ GeV}$ saxion mass feature can be seen in another way. It is easy to calculate the determinant of the mass squared matrix of the CP -even Higgs bosons, which is given by

$$\begin{aligned} \det M &= -4\lambda^2 v^2 \tan^2 \beta \mu^4 (1 + \varepsilon') \\ &\times \left(\varepsilon'^2 - \frac{m_Z^2 (1 - \varepsilon') - \varepsilon' (2 + \varepsilon') \mu^2}{\mu^2 \tan^2 \beta} \right) \\ &+ \sum_i \mathcal{O} \left(\frac{\lambda^{4-i}}{\tan^i \beta} \right). \end{aligned} \quad (\text{C7})$$

To avoid a tachyonic vacuum at tree-level, the determinant must be positive, which immediately leads to the condition given in Eq. (C5) if $\varepsilon' > -1$.

We now address the question of why the saxion mass does not get a large mass correction from the soft SUSY breaking mass term of the singlet field, even though the saxion is singlet-like. Recall the vacuum stability conditions are twofold. First, the Higgs potential must be locally flat at the vacuum point, so its first-order partial derivative with respect to the field variables must be zero. Second, the physical masses of the scalar particles cannot be negative, which implies that the second-order partial derivative with respect to the mass eigenstates must be positive. The latter has been discussed above via the determinant argument. To see what the former implies, we start by expressing the scalars as

$$\begin{aligned} H_u^0 &= v_u + \frac{H_u^R + iH_u^I}{\sqrt{2}}, \\ H_d^0 &= v_d + \frac{H_d^R + iH_d^I}{\sqrt{2}}, \\ S &= v_S + \frac{S^R + iS^I}{\sqrt{2}}. \end{aligned} \quad (\text{C8})$$

We can derive the locally-flat conditions for the CP -even Higgs components³ and re-express the soft SUSY-breaking Higgs masses in terms of λ , A_λ , v_u , v_d and v_S . At tree level, they are given by

$$\begin{aligned} m_{H_d}^2 &= -\mu^2 + B_\mu \tan \beta - \frac{m_Z^2}{2} \cos 2\beta, \\ m_{H_u}^2 &= -\mu^2 + B_\mu \cot \beta + \frac{m_Z^2}{2} \cos 2\beta, \\ m_S^2 &= -\lambda^2 v^2 + A_\lambda \lambda^2 v^2 \frac{\sin 2\beta}{2\mu}, \end{aligned} \quad (\text{C9})$$

³ In this article, we assume that there is neither explicit nor spontaneous CP -violation. In this case, the locally-flat conditions with respect to CP -odd Higgs components are satisfied automatically.

where

$$B_\mu = \mu A_\lambda - \frac{\lambda^2 v^2 \sin 2\beta}{2}, \quad (\text{C10})$$

and $\mu = \lambda v_S$ as usual. For $\tan^2 \beta \gg 1$, the right hand side of Eq. (C9) can be expanded as

$$m_{H_d}^2 = \mu^2 \tan^2 \beta (1 + \varepsilon') - \mu^2 - \lambda^2 v^2 + \frac{M_Z^2}{2} + \mathcal{O}\left(\frac{1}{\tan^2 \beta}\right), \quad (\text{C11})$$

$$m_{H_u}^2 = \mu^2 \varepsilon' - \frac{M_Z^2}{2} + \mathcal{O}\left(\frac{1}{\tan^2 \beta}\right), \quad (\text{C12})$$

$$m_S^2 = \lambda^2 v^2 \varepsilon' + \mathcal{O}\left(\frac{1}{\tan^2 \beta}\right). \quad (\text{C13})$$

So, m_S^2 needs to be much smaller than the squared EW scale to get a stable vacuum. Thus, in the PQ symmetry limit, the vacuum stability forbids the saxion to obtain a large mass correction from softly SUSY breaking effects.

-
- [1] J. Huang, T. Liu, L. -T. Wang and F. Yu, Phys. Rev. Lett. **112**, 221803 (2014) [arXiv:1309.6633 [hep-ph]].
 - [2] P. Draper, T. Liu, C. E. M. Wagner, L. -T. Wang and H. Zhang, Phys. Rev. Lett. **106**, 121805 (2011) [arXiv:1009.3963 [hep-ph]].
 - [3] M. Bastero-Gil, C. Hugonie, S. F. King, D. P. Roy and S. Vempati, Phys. Lett. B **489**, 359 (2000) [arXiv:hep-ph/0006198]; and references therein. A. de Gouvea, A. Friedland and H. Murayama, Phys. Rev. D **57**, 5676 (1998) [arXiv:hep-ph/9711264]. J. R. Ellis, J. F. Gunion, H. E. Haber, L. Roszkowski and F. Zwirner, Phys. Rev. D **39**, 844 (1989); S. W. Ham, S. K. Oh and B. R. Kim, J. Phys. G **22**, 1575 (1996) [arXiv:hep-ph/9604243]; D. J. Miller, R. Nevzorov and P. M. Zerwas, Nucl. Phys. B **681**, 3 (2004) [arXiv:hep-ph/0304049].
 - [4] C. Panagiotakopoulos and K. Tamvakis, Phys. Lett. B **469**, 145 (1999) [arXiv:hep-ph/9908351].
 - [5] V. Barger, P. Langacker, H. -S. Lee and G. Shaughnessy, Phys. Rev. D **73**, 115010 (2006) [hep-ph/0603247].
 - [6] A. Arbey, M. Battaglia and F. Mahmoudi, Eur. Phys. J. C **72**, 2169 (2012) [arXiv:1205.2557 [hep-ph]]; E. Kuflik, A. Pierce and K. M. Zurek, Phys. Rev. D **81**, 111701 (2010) [arXiv:1003.0682 [hep-ph]]; D. Feldman, Z. Liu and P. Nath, Phys. Rev. D **81**, 117701 (2010) [arXiv:1003.0437 [hep-ph]]; C. Boehm, P. S. B. Dev, A. Mazumdar and E. Pukartas, JHEP **1306**, 113 (2013) [arXiv:1303.5386 [hep-ph]]; L. Calibbi, J. M. Lindert, T. Ota and Y. Takanishi, arXiv:1307.4119 [hep-ph].
 - [7] S. Chatrchyan *et al.* [CMS Collaboration], Phys. Lett. B **716**, 30 (2012) [arXiv:1207.7235 [hep-ex]].
 - [8] G. Aad *et al.* [ATLAS Collaboration], Phys. Lett. B **716**, 1 (2012) [arXiv:1207.7214 [hep-ex]].
 - [9] L. Goodenough and D. Hooper, arXiv:0910.2998 [hep-ph].
 - [10] D. Hooper and L. Goodenough, Phys. Lett. B **697**, 412 (2011) [arXiv:1010.2752 [hep-ph]].
 - [11] D. Hooper and T. Linden, Phys. Rev. D **84**, 123005 (2011) [arXiv:1110.0006 [astro-ph.HE]].
 - [12] K. N. Abazajian and M. Kaplinghat, Phys. Rev. D **86**, 083511 (2012) [arXiv:1207.6047 [astro-ph.HE]].
 - [13] D. Hooper, I. Cholis, T. Linden, J. Siegal-Gaskins and T. Slatyer, Phys. Rev. D **88**, 083009 (2013) [arXiv:1305.0830 [astro-ph.HE]].
 - [14] C. Gordon and O. Macias, Phys. Rev. D **88**, 083521 (2013) [arXiv:1306.5725 [astro-ph.HE]].
 - [15] K. N. Abazajian, N. Canac, S. Horiuchi and M. Kaplinghat, arXiv:1402.4090 [astro-ph.HE].
 - [16] T. Daylan, D. P. Finkbeiner, D. Hooper, T. Linden, S. K. N. Portillo, N. L. Rodd and T. R. Slatyer, arXiv:1402.6703 [astro-ph.HE].
 - [17] V. Barger, Y. Gao, M. McCaskey and G. Shaughnessy, Phys. Rev. D **82**, 095011 (2010) [arXiv:1008.1796 [hep-ph]].
 - [18] E. Hardy, R. Lasenby and J. Unwin, arXiv:1402.4500 [hep-ph].
 - [19] D. P. Finkbeiner and N. Weiner, arXiv:1402.6671 [hep-ph].
 - [20] A. Alves, S. Profumo, F. S. Queiroz and W. Shepherd, arXiv:1403.5027 [hep-ph].
 - [21] A. Berlin, D. Hooper and S. D. McDermott, arXiv:1404.0022 [hep-ph].
 - [22] P. Agrawal, B. Batell, D. Hooper and T. Lin, arXiv:1404.1373 [hep-ph].
 - [23] E. Izaguirre, G. Krnjaic and B. Shuve, arXiv:1404.2018 [hep-ph].
 - [24] D. G. Cerdeno, M. Peiro and S. Robles, arXiv:1404.2572 [hep-ph].
 - [25] S. Ipek, D. McKeen and A. E. Nelson, arXiv:1404.3716 [hep-ph].
 - [26] K. Kong and J. -C. Park, arXiv:1404.3741 [hep-ph].
 - [27] P. Ko, W. -I. Park and Y. Tang, arXiv:1404.5257 [hep-ph].
 - [28] C. Boehm, M. J. Dolan and C. McCabe, arXiv:1404.4977 [hep-ph].
 - [29] M. Abdullah, A. DiFranzo, A. Rajaraman, T. M. P. Tait, P. Tanedo and A. M. Wijangco, arXiv:1404.6528 [hep-ph].
 - [30] D. K. Ghosh, S. Mondal and I. Saha, arXiv:1405.0206 [hep-ph].
 - [31] A. Martin, J. Shelton and J. Unwin, arXiv:1405.0272 [hep-ph].
 - [32] A. Berlin, P. Gratia, D. Hooper and S. D. McDermott, arXiv:1405.5204 [hep-ph].
 - [33] T. Basak and T. Mondal, arXiv:1405.4877 [hep-ph].
 - [34] J. M. Cline, G. Dupuis, Z. Liu and W. Xue, arXiv:1405.7691 [hep-ph].

- [35] W. Detmold, M. McCullough and A. Pochinsky, arXiv:1406.2276 [hep-ph].
- [36] B. D. Fields, S. L. Shapiro and J. Shelton, arXiv:1406.4856 [astro-ph.HE].
- [37] C. Arina, E. Del Nobile and P. Panci, arXiv:1406.5542 [hep-ph].
- [38] S. D. McDermott, arXiv:1406.6408 [hep-ph].
- [39] E. Carlson and S. Profumo, arXiv:1405.7685 [astro-ph.HE].
- [40] T. Bringmann, M. Vollmann and C. Weniger, arXiv:1406.6027 [astro-ph.HE].
- [41] A. Djouadi and G. Moreau, Eur. Phys. J. C **73**, 2512 (2013) [arXiv:1303.6591 [hep-ph]].
- [42] J. Shu and Y. Zhang, Phys. Rev. Lett. **111**, no. 9, 091801 (2013) [arXiv:1304.0773 [hep-ph]].
- [43] K. Tamvakis and D. Wyler, Phys. Lett. B **112**, 451 (1982); J. F. Nieves, Phys. Rev. D **33**, 1762 (1986); B. Bellazzini, C. Csaki, J. Hubisz, J. Shao and P. Tanedo, JHEP **1109**, 035 (2011) [arXiv:1106.2162 [hep-ph]].
- [44] D. J. Miller, 2, S. Moretti and R. Nevzorov, hep-ph/0501139.
- [45] A. Menon, D. E. Morrissey and C. E. M. Wagner, Phys. Rev. D **70**, 035005 (2004) [hep-ph/0404184].
- [46] V. Barger, P. Langacker and H. -S. Lee, Phys. Lett. B **630**, 85 (2005) [hep-ph/0508027].
- [47] R. Agnese *et al.* [SuperCDMSsoudan Collaboration], Phys. Rev. Lett. **112**, 041302 (2014) [arXiv:1309.3259 [physics.ins-det]].
- [48] J. Angle *et al.* [XENON10 Collaboration], Phys. Rev. Lett. **107**, 051301 (2011) [arXiv:1104.3088 [astro-ph.CO]].
- [49] E. Aprile *et al.* [XENON100 Collaboration], Phys. Rev. Lett. **109**, 181301 (2012) [arXiv:1207.5988 [astro-ph.CO]].
- [50] D. S. Akerib *et al.* [LUX Collaboration], Phys. Rev. Lett. **112**, 091303 (2014) [arXiv:1310.8214 [astro-ph.CO]].
- [51] C. E. Aalseth *et al.* [CoGeNT Collaboration], Physical Review D **88**, 012002 (2013) [arXiv:1208.5737 [astro-ph.CO]].
- [52] R. Bernabei *et al.* [DAMA and LIBRA Collaborations], Eur. Phys. J. C **67**, 39 (2010) [arXiv:1002.1028 [astro-ph.GA]].
- [53] G. Angloher, M. Bauer, I. Bavykina, A. Bento, C. Bucci, C. Ciemniak, G. Deuter and F. von Feilitzsch *et al.*, Eur. Phys. J. C **72**, 1971 (2012) [arXiv:1109.0702 [astro-ph.CO]].
- [54] R. Agnese *et al.* [CDMS Collaboration], Phys. Rev. Lett. **111**, 251301 (2013) [arXiv:1304.4279 [hep-ex]].
- [55] A. Bottino, N. Fornengo and S. Scopel, Phys. Rev. D **67**, 063519 (2003) [hep-ph/0212379]; J. F. Gunion, D. Hooper and B. McElrath, Phys. Rev. D **73**, 015011 (2006) [hep-ph/0509024]; F. Petriello and K. M. Zurek, JHEP **0809**, 047 (2008) [arXiv:0806.3989 [hep-ph]]; J. Kopp, T. Schwetz and J. Zupan, JCAP **1002**, 014 (2010) [arXiv:0912.4264 [hep-ph]]; A. L. Fitzpatrick, D. Hooper and K. M. Zurek, Phys. Rev. D **81**, 115005 (2010) [arXiv:1003.0014 [hep-ph]]; S. Andreas, C. Arina, T. Hambye, F. -S. Ling and M. H. G. Tytgat, Phys. Rev. D **82**, 043522 (2010) [arXiv:1003.2595 [hep-ph]]; S. Chang, J. Liu, A. Pierce, N. Weiner and I. Yavin, JCAP **1008**, 018 (2010) [arXiv:1004.0697 [hep-ph]]; K. J. Bae, H. D. Kim and S. Shin, Phys. Rev. D **82**, 115014 (2010) [arXiv:1005.5131 [hep-ph]]; D. Hooper, J. I. Collar, J. Hall, D. McKinsey and C. Kelso, Phys. Rev. D **82**, 123509 (2010) [arXiv:1007.1005 [hep-ph]]; D. Das and U. Ellwanger, JHEP **1009**, 085 (2010) [arXiv:1007.1151 [hep-ph]]; M. R. Buckley, D. Hooper and T. M. P. Tait, Phys. Lett. B **702**, 216 (2011) [arXiv:1011.1499 [hep-ph]]; D. Hooper, N. Weiner and W. Xue, Phys. Rev. D **86**, 056009 (2012) [arXiv:1206.2929 [hep-ph]]; R. C. Cotta, A. Rajaraman, T. M. P. Tait and A. M. Wijangco, arXiv:1305.6609 [hep-ph]; J. Cao, C. Han, L. Wu, P. Wu and J. M. Yang, JHEP **1405**, 056 (2014) [arXiv:1311.0678 [hep-ph]]; [56] J. -J. Cao, K. -i. Hikasa, W. Wang, J. M. Yang, K. -i. Hikasa, W. -Y. Wang and J. M. Yang, Phys. Lett. B **703**, 292 (2011) [arXiv:1104.1754 [hep-ph]]; J. Kozaczuk and S. Profumo, Phys. Rev. D **89**, 095012 (2014) [arXiv:1308.5705 [hep-ph]]; D. A. Vasquez, G. Belanger, C. Boehm, A. Pukhov and J. Silk, Phys. Rev. D **82**, 115027 (2010) [arXiv:1009.4380 [hep-ph]]; D. Albornoz Vasquez, G. Belanger and C. Boehm, Phys. Rev. D **84**, 095008 (2011) [arXiv:1107.1614 [hep-ph]]; B. Bellazzini, C. Csaki, J. Hubisz, J. Shao and P. Tanedo, JHEP **1109**, 035 (2011) [arXiv:1106.2162 [hep-ph]]; D. G. Cerdeno, T. Delahaye and J. Lavalle, Nucl. Phys. B **854**, 738 (2012) [arXiv:1108.1128 [hep-ph]]. [57] K. Griest and D. Seckel, Phys. Rev. D **43**, 3191 (1991). [58] P. Gondolo and G. Gelmini, Nucl. Phys. B **360**, 145 (1991). [59] W. -L. Guo and Y. -L. Wu, Phys. Rev. D **79**, 055012 (2009) [arXiv:0901.1450 [hep-ph]]. [60] B. A. Dobrescu, G. L. Landsberg and K. T. Matchev, Phys. Rev. D **63**, 075003 (2001) [hep-ph/0005308]. B. A. Dobrescu and K. T. Matchev, JHEP **0009**, 031 (2000) [hep-ph/0008192]. R. Dermisek and J. F. Gunion, Phys. Rev. Lett. **95**, 041801 (2005) [hep-ph/0502105]. S. Chang, P. J. Fox and N. Weiner, JHEP **0608**, 068 (2006) [hep-ph/0511250]. P. W. Graham, A. Pierce and J. G. Wacker, hep-ph/0605162. [61] S. Chang and N. Weiner, JHEP **0805**, 074 (2008) [arXiv:0710.4591 [hep-ph]]. [62] D. Curtin, R. Essig, S. Gori, P. Jaiswal, A. Katz, T. Liu, Z. Liu and D. McKeen *et al.*, arXiv:1312.4992 [hep-ph]. [63] J. Goodman, M. Ibe, A. Rajaraman, W. Shepherd, T. M. P. Tait and H. -B. Yu, Phys. Lett. B **695**, 185 (2011) [arXiv:1005.1286 [hep-ph]]. Y. Bai, P. J. Fox and R. Harnik, JHEP **1012**, 048 (2010) [arXiv:1005.3797 [hep-ph]]. A. Rajaraman, W. Shepherd, T. M. P. Tait and A. M. Wijangco, Phys. Rev. D **84**, 095013 (2011) [arXiv:1108.1196 [hep-ph]]; [64] U. Ellwanger, J. F. Gunion and C. Hugonie, JHEP **0502**, 066 (2005) [hep-ph/0406215]. U. Ellwanger and C. Hugonie, Comput. Phys. Commun. **175**, 290 (2006) [hep-ph/0508022]. G. Belanger, F. Boudjema, C. Hugonie, A. Pukhov and A. Semenov, JCAP **0509**, 001 (2005) [hep-ph/0505142]. U. Ellwanger and C. Hugonie, Comput. Phys. Commun. **177**, 399 (2007) [hep-ph/0612134]. M. Muhlleitner, A. Djouadi and Y. Mambrini, Comput. Phys. Commun. **168**, 46 (2005) [hep-ph/0311167]. D. Das, U. Ellwanger and A. M. Teixeira, Comput. Phys. Commun. **183**, 774 (2012) [arXiv:1106.5633 [hep-ph]]. [65] M. Carena, N. R. Shah and C. E. M. Wagner, Phys. Rev. D **85**, 036003 (2012) [arXiv:1110.4378 [hep-ph]]; W. Huang, Z. Kang, J. Shu, P. Wu and J. M. Yang, arXiv:1405.1152 [hep-ph]. [66] ATLAS Collaboration, ATLAS-CONF-2013-034. CMS Collaboration, CMS-PAS-HIG-13-005. G. Belanger,

- B. Dumont, U. Ellwanger, J. F. Gunion and S. Kraml, arXiv:1302.5694 [hep-ph]. P. P. Giardino, K. Kannike, I. Masina, M. Raidal and A. Strumia, arXiv:1303.3570 [hep-ph]. J. Cao, F. Ding, C. Han, J. M. Yang and J. Zhu, JHEP **1311**, 018 (2013) [arXiv:1309.4939 [hep-ph]].
- [67] D. Alves *et al.* [LHC New Physics Working Group Collaboration], J. Phys. G **39**, 105005 (2012) [arXiv:1105.2838 [hep-ph]].
- [68] F. Yu, arXiv:1404.2924 [hep-ph].
- [69] J. Alwall, M. Herquet, F. Maltoni, O. Mattelaer and T. Stelzer, “MadGraph 5 : Going Beyond,” JHEP **1106**, 128 (2011) [arXiv:1106.0522 [hep-ph]].
- [70] J. Pumplin, D. R. Stump, J. Huston, H. L. Lai, P. M. Nadolsky and W. K. Tung, “New generation of parton distributions with uncertainties from global QCD analysis,” JHEP **0207**, 012 (2002) [hep-ph/0201195].
- [71] M. L. Mangano, M. Moretti and R. Pittau, Nucl. Phys. B **632**, 343 (2002) [hep-ph/0108069].
- [72] M. L. Mangano, M. Moretti, F. Piccinini, R. Pittau and A. D. Polosa, JHEP **0307**, 001 (2003) [hep-ph/0206293].
- [73] T. Sjostrand, S. Mrenna and P. Z. Skands, “PYTHIA 6.4 Physics and Manual,” JHEP **0605**, 026 (2006) [hep-ph/0603175].
- [74] M. Cacciari, G. P. Salam and G. Soyez, Eur. Phys. J. C **72** (2012) 1896 [arXiv:1111.6097 [hep-ph]].
- [75] S. Chatrchyan *et al.* [CMS Collaboration], JINST **6**, P11002 (2011) [arXiv:1107.4277 [physics.ins-det]].
- [76] G. Aad *et al.* [ATLAS Collaboration], Eur. Phys. J. C **72**, 1909 (2012) [arXiv:1110.3174 [hep-ex]].
- [77] [ATLAS Collaboration], ATLAS-CONF-2011-063.
- [78] S. Chatrchyan *et al.* [CMS Collaboration], JINST **6**, P09001 (2011) [arXiv:1106.5048 [physics.ins-det]].
- [79] R. Bonciani, S. Catani, M. L. Mangano and P. Nason, Nucl. Phys. B **529**, 424 (1998) [Erratum-ibid. B **803**, 234 (2008)] [hep-ph/9801375].
- [80] S. Heinemeyer *et al.* [LHC Higgs Cross Section Working Group Collaboration], arXiv:1307.1347 [hep-ph].
- [81] Y. L. Dokshitzer, G. D. Leder, S. Moretti and B. R. Webber, JHEP **9708**, 001 (1997) [hep-ph/9707323].
- [82] M. Wobisch and T. Wengler, In *Hamburg 1998/1999, Monte Carlo generators for HERA physics* 270-279 [hep-ph/9907280].
- [83] T. Han, Z. Liu and S. Su, arXiv:1406.1181 [hep-ph].
- [84] C. Cheung, M. Papucci, D. Sanford, N. R. Shah and K. M. Zurek, arXiv:1406.6372 [hep-ph].