

Measurement of $J/\psi \rightarrow \gamma\eta_c$ decay rate and η_c parameters at KEDR

V.V. Anashin^a, V.M. Aulchenko^{a,b}, E.M. Baldin^{a,b}, A.K. Barladyan^a, A.Yu. Barnyakov^{a,b}, M.Yu. Barnyakov^{a,b}, S.E. Baru^{a,b}, I.Yu. Basok^a, I.V. Bedny^a, A.E. Blinov^{a,b}, V.E. Blinov^{a,b,c}, A.V. Bobrov^a, V.S. Bobrovnikov^a, A.V. Bogomyagkov^{a,b}, A.E. Bondar^{a,b}, A.R. Buzykaev^a, S.I. Eidelman^{a,b,*}, Yu.M. Glukhovchenko^a, V.V. Gulevich^a, D.V. Gusev^a, S.E. Karneyev^a, G.V. Karpov^a, S.V. Karpov^a, T.A. Kharlamova^{a,b}, V.A. Kiselev^a, S.A. Kononov^{a,b}, K.Yu. Kotov^a, E.A. Kravchenko^{a,b}, V.F. Kulikov^{a,b}, G.Ya. Kurkin^{a,c}, E.A. Kuper^{a,b}, E.B. Levichev^{a,c}, D.A. Maksimov^a, V.M. Malyshev^{a,*}, A.L. Maslennikov^a, A.S. Medvedko^{a,b}, O.I. Meshkov^{a,b}, S.I. Mishnev^a, I.I. Morozov^{a,b}, N.Yu. Muchnoi^{a,b}, V.V. Neufeld^a, S.A. Nikitin^a, I.B. Nikolaev^{a,b}, I.N. Okunev^a, A.P. Onuchin^{a,c}, S.B. Oreshkin^a, I.O. Orlov^{a,b}, A.A. Osipov^a, S.V. Peleganchuk^a, S.G. Pivovarov^{a,c}, P.A. Piminov^a, V.V. Petrov^a, A.O. Poluektov^a, G.E. Pospelov^a, V.G. Prisekin^a, O.L. Rezanova^{a,b}, A.A. Ruban^a, V.K. Sandryev^a, G.A. Savinov^a, A.G. Shamov^a, D.N. Shatilov^a, B.A. Schwartz^{a,b}, E.A. Simonov^a, S.V. Sinyatkin^a, A.N. Skrinsky^a, V.V. Smaluk^{a,b}, A.V. Sokolov^a, A.M. Sukharev^a, E.V. Starostina^{a,b}, A.A. Talyshev^{a,b}, V.A. Tayursky^a, V.I. Telnov^{a,b}, Yu.A. Tikhonov^{a,b}, K.Yu. Todyshev^{a,b}, G.M. Tumaikin^a, Yu.V. Usov^a, A.I. Vorobiov^a, A.N. Yushkov^a, V.N. Zhilich^a, V.V. Zhulanov^{a,b}, A.N. Zhuravlev^{a,b}

^a*Budker Institute of Nuclear Physics, 11, Lavrentiev prospect, Novosibirsk, 630090, Russia*

^b*Novosibirsk State University, 2, Pirogova street, Novosibirsk, 630090, Russia*

^c*Novosibirsk State Technical University, 20, Karl Marx prospect, Novosibirsk, 630092, Russia*

arXiv:1406.7644v2 [hep-ex] 22 Oct 2014

Abstract

Using the inclusive photon spectrum based on a data sample collected at the J/ψ peak with the KEDR detector at the VEPP-4M e^+e^- collider, we measured the rate of the radiative decay $J/\psi \rightarrow \gamma\eta_c$ as well as η_c mass and width. Taking into account an asymmetric photon lineshape we obtained $\Gamma_{\gamma\eta_c}^0 = 2.98 \pm 0.18^{+0.15}_{-0.33}$ keV, $M_{\eta_c} = 2983.5 \pm 1.4^{+1.6}_{-3.6}$ MeV/ c^2 , $\Gamma_{\eta_c} = 27.2 \pm 3.1^{+5.4}_{-2.6}$ MeV.

Keywords: charmonium, radiative decays

1. Introduction

$J/\psi \rightarrow \gamma\eta_c$ decay is a magnetic dipole radiative transition in charmonium with the most probable photon energy ω_0 of about 114 MeV and a fairly large branching fraction of $(1.7 \pm 0.4)\%$ [1]. This is a transition between $1S$ states of the charmonium system and its rate can be easily calculated in potential models. In the nonrelativistic approximation, the magnetic dipole amplitudes between S -wave states are independent of a specific potential model, because the spatial overlap equals one for states within the same multiplet. A simple calculation in the nonrelativistic approximation yields the result [2] $\mathcal{B}(J/\psi \rightarrow \gamma\eta_c) = 3.05\%$. It is reasonable to assume that relativistic corrections are of order $20 \div 30\%$, similarly to the case of the electric dipole transitions in the charmonium (see, for example, the reviews [3, 4]). However, in 1986 the Crystal Ball Collaboration measured this branching fraction in the inclusive photon spectrum and obtained a much smaller value $(1.27 \pm 0.36)\%$ [5]. There are a lot of theoretical predictions for this decay rate [6–13], based on QCD sum rules, lattice QCD calculations and so on, but as a rule they lead to values approximately twice as large as the Crystal Ball result.

This discrepancy remained unchanged for more than twenty years. During this period no new measurements of this branching fraction were performed, and the PDG average [14] was based on the single Crystal Ball result. Only in 2009 the CLEO Collaboration published the result of a new measurement [15], in which 12 exclusive decay modes of the η_c were analyzed. The obtained value $\mathcal{B}(J/\psi \rightarrow \gamma\eta_c) = (1.98 \pm 0.09 \pm 0.30)\%$ is closer to theoretical predictions. Combining the Crystal Ball and CLEO results, PDG obtained $\mathcal{B}(J/\psi \rightarrow \gamma\eta_c) = (1.7 \pm 0.4)\%$ [1] with a scale factor of 1.6. In this work we report the result of a new independent measurement performed using the inclusive photon spectrum.

2. Photon spectrum

The spectrum of detected photons in $J/\psi \rightarrow \gamma\eta_c$ decay is given by the formula [3]

$$\frac{d\Gamma(\omega)}{d\omega} = \frac{4}{3} \alpha \frac{e_c^2}{m_c^2} \omega^3 |M|^2 \text{BW}(\omega). \quad (1)$$

Here ω is a photon energy, α is the fine structure constant, e_c and m_c are c -quark charge (in electron charge units) and mass, $M = \langle \eta_c | j_0(\omega r/2) | J/\psi \rangle$ is the matrix element of the transition (without relativistic corrections), $j_0(x) = \sin(x)/x$, $\text{BW}(\omega)$ is a Breit-Wigner function. A typical momentum transfer inside the charmonium bound state is about 700 to 800 MeV [16] (this

*Corresponding authors

Email addresses: S.I. Eidelman@inp.nsk.su (S.I. Eidelman), V.M. Malyshev@inp.nsk.su (V.M. Malyshev)

is of the order of the inverse size of the system), so the matrix element is almost constant (close to one) up to such photon energies. Therefore, in this energy range the decay spectrum $\frac{d\Gamma(\omega)}{d\omega} \sim \omega^3 \text{BW}(\omega)$. Since $\text{BW}(\omega) \sim \omega^{-2}$ at $\omega \gg \omega_0$, the decay probability grows as ω when ω increases. If a resonance width is not small, it can give a noticeable tail in the photon spectrum at photon energies $\omega \gg \omega_0$. For the $J/\psi \rightarrow \gamma\eta_c$ transition we have $\frac{\Gamma_{\eta_c}}{\omega_0} \approx \frac{30 \text{ MeV}}{114 \text{ MeV}} \approx \frac{1}{4}$. This value is not small, therefore we should take into account this tail. It should be also noted that in theoretical calculations of the decay rate this effect is as a rule neglected, and, assuming a small width of the resonance, ω is replaced with ω_0 in (1).

At the same time it is known that the usual form of the Breit-Wigner function is applicable only in the close vicinity of a resonance and gives an overestimated value far from it. For example, in the theory of atomic transitions a photon absorption lineshape has the same functional form as a (non-relativistic) Breit-Wigner function, but with $\Gamma(\omega) \sim \omega^3$ [17], so $\text{BW}(\omega) \sim \omega^{-3}$ at $\omega \gg \omega_0$. Also, it should be taken into account that this function gives a correct description of the resonance in the limit of its zero width only. Given this, the photon lineshape in the decay $J/\psi \rightarrow \gamma\eta_c$ has the form

$$\frac{d\Gamma(\omega)}{d\omega} \sim \omega^3 f(\omega) \text{BW}(\omega), \quad (2)$$

where the correction factor $f(\omega)$ is about one near the resonance and falls far from the resonance.

Due to the ω^3 factor and a fairly large η_c width, the photon lineshape in this decay is asymmetric, and this is confirmed experimentally. The Crystal Ball did not consider this issue in their publication, noting only that the ω^3 factor was used in the fit of the spectrum in the convolution of the detector response function with the η_c Breit-Wigner resonance shape. However, because of the large background, such an asymmetry cannot be revealed using the data collected at the Crystal Ball.

The CLEO Collaboration used exclusive decay modes of the η_c , that allows one to suppress background strongly. As a result, it was found that the photon lineshape of this transition is really asymmetric. The Breit-Wigner function alone, traditionally used to describe resonances, provides a poor fit to data. Its modification with the ω^3 factor improves the fit around the peak, but gives a great tail at higher photon energies, as it was noted above. To suppress this tail, CLEO used $|M|^2 = \exp(-\frac{\omega^2}{8\beta^2})$ in their fit with $\beta = 65 \text{ MeV}$. However, such a form of matrix element is valid for harmonic oscillator wave functions only. Also, the value of β used in the fit is too small for the charmonium system and gives very fast fall of the matrix element with the photon energy increase. In addition, in their analysis CLEO did not consider interference effects, which may be not small for exclusive spectra.

When measuring the branching fraction $\mathcal{B}(J/\psi \rightarrow \gamma\eta_c)$, one should separate the events of $J/\psi \rightarrow \gamma\eta_c$ decays from the background events. This requires either a knowledge of the photon lineshape or a background measurement with sufficient accuracy. As a rule, the latter is a difficult task, especially for inclusive decays, because of the small signal to background ratio. Therefore, to determine the number of signal events, during the

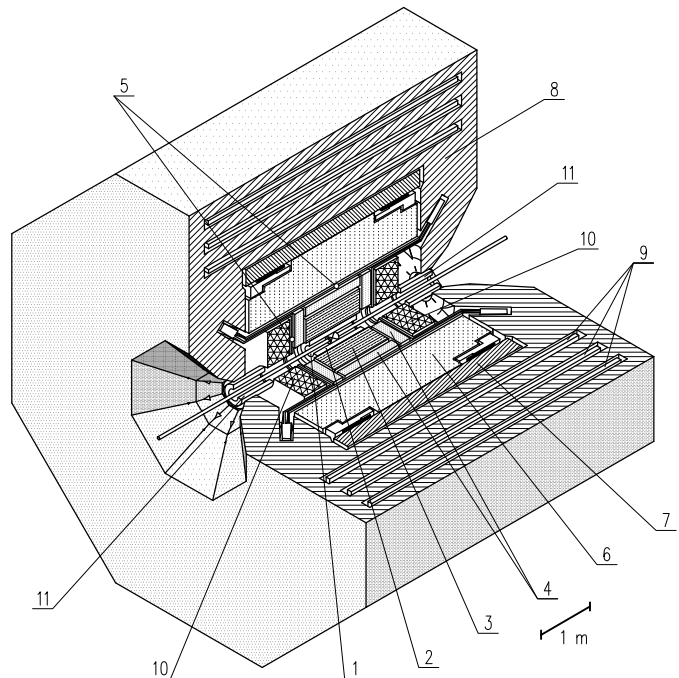


Figure 1: The KEDR detector. 1 — vacuum chamber, 2 — vertex detector, 3 — drift chamber, 4 — threshold aerogel counters, 5 — time-of-flight counters, 6 — liquid krypton calorimeter, 7 — superconducting coil (0.6 T), 8 — magnet yoke, 9 — muon tubes, 10 — CsI-calorimeter, 11 — compensating solenoid.

data fitting one has to specify the explicit form of the resonance. However, considering that exact ω dependence of the $f(\omega)$ factor in (2) is unknown, we can conclude that the measurement of $\mathcal{B}(J/\psi \rightarrow \gamma\eta_c)$ will be inevitably model-dependent, until the photon lineshape will be measured or calculated theoretically with a sufficient accuracy. In this work we assume that the photon lineshape has the form (2) wherein $f(\omega)$ is chosen under the assumption that the spectrum tail at photon energies $\omega - \omega_0 > 4\Gamma_{\eta_c}$ can be neglected: at $\omega - \omega_0 < 2\Gamma_{\eta_c}$ the factor $f(\omega) = 1$, at $\omega - \omega_0 > 4\Gamma_{\eta_c}$ the factor $f(\omega) = 0$, and in the region $2\Gamma_{\eta_c} < \omega - \omega_0 < 4\Gamma_{\eta_c}$ the decay probability falls linearly.

3. KEDR data

The experiment was performed at the KEDR detector [18] of the VEPP-4M collider [19]. It operates at a peak luminosity of about $1.5 \times 10^{30} \text{ cm}^{-2}\text{s}^{-1}$ near the J/ψ resonance energy. The luminosity is measured using single Bremsstrahlung online and small-angle Bhabha scattering offline. Two methods of a beam energy determination are used: a resonant depolarization with an accuracy of $8 \div 30 \text{ keV}$ and an IR-light Compton backscattering with an accuracy of $\sim 100 \text{ keV}$ [20].

The view of the KEDR detector is shown in Fig. 1. Subsystems are listed in the figure. Detector includes a tracking system consisting of a vertex detector and a drift chamber, a particle identification (PID) system of aerogel Cherenkov counters and scintillation time-of-flight counters, and an electromagnetic calorimeter based on liquid krypton (in the barrel part) and CsI crystals (endcap part). The superconducting solenoid provides a longitudinal magnetic field of 0.6 T. A muon system is

installed inside the magnet yoke. The detector also includes a high-resolution tagging system for studies of two-photon processes.

Charged tracks are reconstructed in the drift chamber (DC) and vertex detector (VD). DC has a cylindrical shape, with a 1100 mm length and an outer radius of 535 mm, and is filled with pure dimethyl ether. DC cells form seven concentric layers: four axial layers and three stereo layers to measure track coordinates along the beam axis. The coordinate resolution averaged over drift length is $100 \mu\text{m}$. VD is installed between the vacuum chamber and DC and increases a solid angle accessible to the tracking system to 98%. VD consists of 312 cylindrical drift tubes aligned in 6 layers. It is filled with an Ar + 30% CO₂ gas mixture and has a coordinate resolution of $250 \mu\text{m}$. The momentum resolution of the tracking system is $\sigma_p/p = 2\% \oplus (4\% \times p[\text{GeV}])$.

Scintillation counters of the time-of-flight system (TOF) are used in a fast charged trigger and for identification of the charged particles by their flight time. The TOF system consists of 32 plastic scintillation counters in the barrel part and in each of the endcaps. The flight time resolution is about 350 ps, which corresponds to π/K separation at the level of more than two standard deviations for momenta up to 650 MeV.

Aerogel Cherenkov counters (ACC) are used for particle identification in the momentum region not covered by the TOF system and ionization measurements in DC. ACC uses aerogel with a refractive index of 1.05 and wavelength shifters for light collection. This allows one to identify π and K mesons in the momentum range of 0.6 to 1.5 GeV. The system includes 160 counters in the endcap and barrel parts, each arranged in two layers. During data taking only one layer of ACC was installed, and it was not used because of insufficient efficiency.

The barrel part of the electromagnetic calorimeter is a liquid krypton ionization detector. The calorimeter provides an energy resolution of 3.0% at the energy of 1.8 GeV and a spatial resolution of $0.6 \div 1.0$ mm for charged particles and photons. The endcap part of the calorimeter is based on 1536 CsI(Na) scintillation crystals [18] with an energy resolution of 3.5% at 1.8 GeV, and a spatial resolution of 8 mm.

The muon system is used to identify muons by their flight path in the dense medium of the magnetic yoke. It consists of three layers of streamer tubes with 74% solid angle coverage, the total number of channels is 544. The average longitudinal resolution is 3.5 cm, and the detection efficiency for most of the covered angles is 99%.

The trigger of the KEDR detector has two levels: primary (PT) and secondary (ST). Both PT and ST operate at the hardware level. PT uses signals from TOF counters and both calorimeters as inputs, its typical rate is $5 \div 10$ kHz. ST uses signals from VD, DC and muon system in addition to the systems listed above, and the rate is $50 \div 150$ Hz.

The analysis is based on a data sample of $(1.52 \pm 0.08) \text{ pb}^{-1}$ collected at the J/ψ peak and corresponding to about 6 million J/ψ decays. Photon selection was performed in two steps. At the first step multihadron decays of J/ψ were selected. The following criteria suppressing backgrounds from cosmic rays, beam-gas interactions and Bhabha events, were applied: total

energy in the calorimeters is greater than 0.8 GeV; at least four clusters with the energy greater than 30 MeV in the calorimeters are reconstructed; at least one central track in the drift chamber (DC) is reconstructed; there are no muon tubes activated in the third layer of the muon system. At the second step photons in these events were identified. A cluster in the liquid krypton calorimeter is considered as a photon if it is not associated with reconstructed tracks in the drift chamber and has no time-of-flight counters activated in front of it. According to a Monte Carlo simulation based on the GEANT3 package [21], the photon detection efficiency for the $J/\psi \rightarrow \gamma\eta_c$ decay in the investigated energy range with the above criteria is nearly constant with sufficient accuracy.

The number of multihadron decays of J/ψ selected at the first step of analysis is

$$N_{\text{mh}}^{\text{sel}} = N_{\psi} \mathcal{B}_{\text{mh}} \varepsilon_{\text{mh}} (1 + b), \quad (3)$$

where $\mathcal{B}_{\text{mh}} = 87.7\%$ [1] and ε_{mh} are the branching fraction and selection efficiency for J/ψ multihadron decays and b is the fraction of nonresonant multihadron plus other background (mainly Bhabha) events that passed selection criteria. The number of signal photons is

$$N_{\text{sig}} = N_{\psi} \mathcal{B}(J/\psi \rightarrow \gamma\eta_c) \varepsilon'_{\text{mh}} \varepsilon_{\gamma}, \quad (4)$$

where ε'_{mh} is a selection efficiency for η_c multihadron decays and ε_{γ} is a photon selection efficiency. Hence

$$\mathcal{B}(J/\psi \rightarrow \gamma\eta_c) = \mathcal{B}_{\text{mh}} \frac{N_{\text{sig}}}{N_{\text{mh}}^{\text{sel}}} \frac{\varepsilon_{\text{mh}}}{\varepsilon'_{\text{mh}} \varepsilon_{\gamma}} (1 + b). \quad (5)$$

According to the Monte Carlo simulation of J/ψ decays using the generator [22], based on the JETSET code [23] and adopted by the BES Collaboration for charmonium decays, the selection efficiencies ε_{mh} and ε'_{mh} are close (87.9% and 89.0%, respectively). Many systematic errors appearing due to selection cuts substantially cancel in their ratio, so these efficiencies were taken from the simulation during the branching fraction calculation. The photon selection efficiency ε_{γ} was determined by imposition of MC photons on the multihadron events selected in the experimental J/ψ decays. A small correction was applied to take into account a difference between the selection efficiency of photons, imposed on MC $J/\psi \rightarrow \gamma\eta_c$ decays and J/ψ multihadron decays. This difference was taken as an estimate of the systematic error for ε_{γ} . The fraction b was determined from the data sample collected at the energy of 10 MeV below the J/ψ resonance and is equal to $(3.6 \pm 0.5)\%$.

In Fig. 2a,b the inclusive photon spectrum and its fit are shown. The spectrum was fit with a sum of the signal having the shape (2), convolved with the calorimeter response function, and background. The calorimeter response function was approximated with a logarithmic normal distribution [24] with $\sigma_E = 6.7$ MeV at 110 MeV and asymmetry $a = -0.26$.

The background has the following shape:

$$dN/d\omega = \exp(p_2(\omega)) + c \times \text{MIP}(\omega), \quad (6)$$

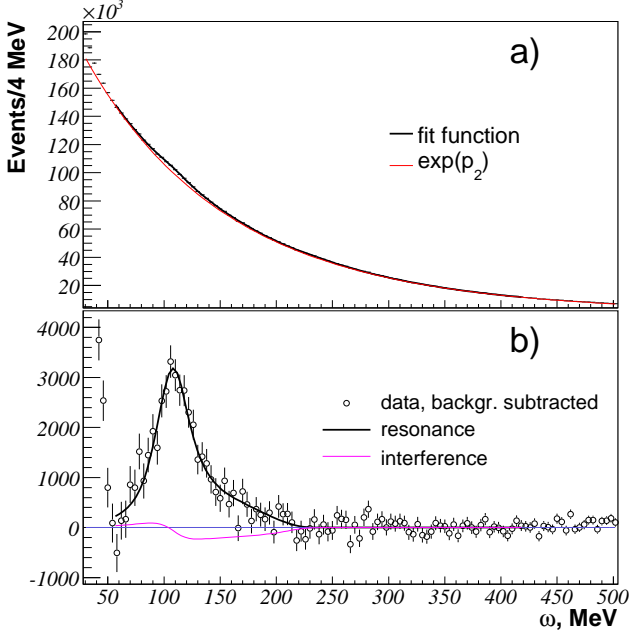


Figure 2: a) The fit of the inclusive photon spectrum in the energy range 55-420 MeV. b) The photon spectrum after background subtraction.

where $p_2(\omega)$ is a second-order polynomial and $MIP(\omega)$ is the spectrum of charged particles. The first term in the expression (6) well describes background in the photon energy range of $50 \div 450$ MeV. These photons arise mainly from π^0 decays, other processes give a small contribution. At lower photon energies background is not described by such a simple form because of the additional significant contribution from neutral clusters appearing due to nuclear interactions of hadrons in the calorimeter. Due to inefficiencies of track reconstruction and TOF counters, a small part of charged particles is misidentified as neutrals, so the scaled histogram of charged particles was added to the background function during the fit of the photon spectrum. In the fit, parameters of the polynomial and c coefficient were varied freely. The number of signal photons determined from the fit is equal to $N_{\text{sig}} = (45.4 \pm 2.9) \times 10^3$, while the number of the multihadron events selected is $N_{\text{mh}}^{\text{sel}} = 4.70 \times 10^6$.

The fit gives the following values of the η_c mass, width and branching fraction of $J/\psi \rightarrow \gamma\eta_c$ decay: $M_{\eta_c} = (2982.6 \pm 1.7)$ MeV/ c^2 , $\Gamma_{\eta_c} = (27.2 \pm 3.1)$ MeV and $\mathcal{B}(J/\psi \rightarrow \gamma\eta_c) = (3.40 \pm 0.33)\%$. The mass and width values are determined from the spectrum shape in the region of the resonance peak, thus for them the model uncertainty related to lineshape is small. At the same time this uncertainty for the branching fraction is mainly determined by the tail of the spectrum and is much larger. The fit of the spectrum using the lineshape (2) with $f(\omega) \equiv 1$ gives $\mathcal{B}(J/\psi \rightarrow \gamma\eta_c) = (10.3 \pm 0.6)\%$, i.e. the decay rate can, in principle, be determined just by the tail. Thus, the large model uncertainty for the branching fraction makes its measurement hardly meaningful.

However, it is possible to define another quantity, which characterizes the decay rate and is less model-dependent. To

do that, let us write the photon spectrum of decay in the form

$$\begin{aligned} \frac{d\Gamma}{d\omega} &= \frac{d\Gamma}{d\omega}(\omega_0) \left(\frac{\omega}{\omega_0} \right)^3 \frac{f(\omega)}{f(\omega_0)} \frac{BW(\omega)}{BW(\omega_0)} = \\ &= \Gamma_{\gamma\eta_c}^0 \left(\frac{\omega}{\omega_0} \right)^3 \frac{f(\omega)}{f(\omega_0)} BW(\omega), \end{aligned} \quad (7)$$

where

$$\Gamma_{\gamma\eta_c}^0 = \frac{1}{BW(\omega_0)} \frac{d\Gamma}{d\omega}(\omega_0) = \frac{\Gamma_{\gamma\eta_c}}{f_{\text{cor}}}, \quad (8)$$

$$f_{\text{cor}} = \int_0^{M_\psi/2} \left(\frac{\omega}{\omega_0} \right)^3 \frac{f(\omega)}{f(\omega_0)} BW(\omega) d\omega. \quad (9)$$

The resonance height in the fit weakly depends on the lineshape chosen, because due to the ω^3 factor the spectrum quickly tends to zero to the left of the resonance. Thus, the measured $\Gamma_{\gamma\eta_c}^0$ value has small model uncertainty. Besides, if the resonance width tends to zero, the factor f_{cor} tends to unity, i.e. $\Gamma_{\gamma\eta_c}^0$ is the partial decay width in the case of a narrow resonance, and can be directly compared to theoretical calculations [6–13]. Thus, this quantity has clear physical meaning and can be used as a characteristic of the decay rate. For our lineshape model the factor f_{cor} is about 1.12 and $\Gamma_{\gamma\eta_c}^0 = 2.86 \pm 0.28$ keV.

A statistical error of the η_c width obtained in the fit is much larger than the accuracy of its world average of (29.7 ± 1.0) MeV, therefore the final values for mass and $\Gamma_{\gamma\eta_c}^0$ are obtained from the fit with fixed $\Gamma_{\eta_c} = 29.7$ MeV: $M_{\eta_c} = (2983.5 \pm 1.4)$ MeV/ c^2 , $\Gamma_{\gamma\eta_c}^0 = 2.98 \pm 0.18$ keV. A systematic error related to the uncertainty of the η_c width is estimated varying this value in the fit by 1.0 MeV.

The above results were obtained without taking into account interference effects. However, decays $J/\psi \rightarrow \gamma\eta_c$, $\eta_c \rightarrow X$ can interfere with other radiative decays of J/ψ into the same final multihadron state X . At first glance, for the inclusive spectrum these effects should be small due to a lot (many dozens) of η_c decay channels and different relative phases of interference. However, recently the BESIII Collaboration published [25] results of a measurement of the η_c mass and width analyzing six exclusive decay modes of $\psi(2S) \rightarrow \gamma\eta_c$ decay, where it was found that the phases of interference with nonresonant background are close to each other for all decay modes. If the same holds for $J/\psi \rightarrow \gamma\eta_c$ decays, then the interference effects for the inclusive spectrum may be not small and should be also taken into account.

First of all, note that the $J/\psi \rightarrow \gamma\eta_c \rightarrow \gamma X$ decay amplitude can interfere with the amplitude of the $J/\psi \rightarrow \gamma gg \rightarrow \gamma X$ decay. Since the η_c meson also decays mainly through two gluons, the lower-order Feynman diagrams for these processes are the same. Therefore it can be assumed that in these decays the relative interference phases are close for all decay channels (if the quantum numbers of the final systems are the same). Second, processes $J/\psi \rightarrow q\bar{q} \rightarrow (\gamma)X$, $J/\psi \rightarrow ggg \rightarrow (\gamma)X$, when one of the final hadrons radiates an additional photon (FSR), should be also taken into account. However, in this case the diagrams of these processes are different, therefore it is reasonable to assume that the relative phases are different as well.

According to this, the inclusive photon spectrum in the $J/\psi \rightarrow \gamma\eta_c$ decay taking into account interference with $J/\psi \rightarrow \gamma g g \rightarrow \gamma X$ decays can be written in the form

$$\frac{d\Gamma(\omega)}{d\omega} \sim \sum_k |S_k + N_k|^2 = S^2 + N^2 + 2SN \cos(\gamma - \phi) \sum_k \frac{|S_k| |N_k|}{S N}, \quad (10)$$

where $S_k = x^{3/2} f(\omega)^{1/2} \frac{\sqrt{s\Gamma_k}}{s - M_{\eta_c}^2 + i\sqrt{s}\Gamma_{\eta_c}}$ are resonant amplitudes, N_k - nonresonant amplitudes of the k -th channel of J/ψ decays through $\gamma g g$, $x = \frac{\omega}{\omega_0}$, $s = M_{\psi}^2 - 2\omega M_{\psi}$, $S = \sqrt{\sum_k |S_k|^2}$, $N = \sqrt{\sum_k |N_k|^2}$, γ and ϕ are resonant and nonresonant phase, respectively. Partial widths for these decays are known for few decay channels, so we can only estimate an upper bound of this interference contribution, replacing the sum $\sum_k \frac{|S_k| |N_k|}{S N}$ in the expression with unity. After that (10) takes the form which is analogous to interference in the single decay channel:

$$\frac{d\Gamma(\omega)}{d\omega} \sim |S e^{i\gamma} + x^{1/2} N(\omega_0) e^{i\phi}|^2, \quad (11)$$

where for a nonresonant term the explicit energy dependence according to [26] is specified.

To estimate the $N(\omega)$ magnitude, MC simulation of J/ψ decays using the generator [22] was performed. The generator poorly reproduces the experimental photon spectrum of $J/\psi \rightarrow \gamma g g$ decays, thus $N(\omega_0)$ from the simulation has been corrected using data for this process [27]. An additional correction was made assuming that only a fraction of the $J/\psi \rightarrow \gamma g g$ decay amplitude with the same quantum numbers of the $g g$ -system and η_c interferes. The probability for the $g g$ -system to have $J^P = 0^-$ in this decay was calculated in the lowest order in [28] and equals 0.3 for small ω . With these corrections we estimate the $N(\omega_0)$ value as $(4.6 \pm 2.2)\%$ of $S(\omega_0)$. The FSR contribution to interference was also estimated with the help of additional simulation in which the final state radiation was modeled using the PHOTOS [29] package, and phases of different decay channels were generated randomly. Its value was found to be small compared to the $\gamma g g$ contribution.

The fit taking into account interference according to the expression (11), with $N(\omega_0)$ fixed to 4.6% of $S(\omega_0)$ and phase ϕ varied freely, gives the following values of η_c mass, width and decay rate: $M_{\eta_c} = (2981.6 \pm 1.9) \text{ MeV}/c^2$, $\Gamma_{\eta_c} = (29.9 \pm 3.4) \text{ MeV}$, $\Gamma_{\gamma\eta_c}^0 = 2.82 \pm 0.37 \text{ keV}$. In Fig. 2b the interference contribution in this case is shown. The value of the obtained phase $\phi = (-4 \pm 54)^\circ$ is close to zero, so the values of parameters for the second solution are almost the same. The magnitude of $N(\omega_0)$ is quite small, therefore interference changes the measured values only slightly. These shifts are considered as systematic uncertainties due to interference effects.

The main resulting systematic uncertainties are shown in Table 1. To estimate the systematic uncertainty related to the background subtraction, we varied the range of the fit, changed the order of the polynomial in the first term of (6) from the second to third, and fitted the spectrum without taking into account time-of-flight counters. The systematic errors for the η_c

mass, width and $\Gamma_{\gamma\eta_c}^0$, appearing due to a poorly known photon lineshape were estimated by changing the low energy cut-off parameter $2\Gamma_{\eta_c}$ to $1.5\Gamma_{\eta_c}$, and taking $f(\omega) \equiv 1$. The calibration of the photon energy scale was performed using $\pi^0 \rightarrow 2\gamma$ decays. Within 1.5% it agrees with the calibrations made with a data sample collected at the $\psi(2S)$ peak, using $\psi(2S) \rightarrow \gamma\chi_{c1}$, $\psi(2S) \rightarrow \gamma\chi_{c2}$ transitions. No scale shift was observed for different seasons of collecting data. The systematic error related to the shape of the calorimeter response function was estimated by varying parameters σ_E and a of a logarithmic normal distribution. Shifts of measured values due to interference effects in the table are given with signs.

4. Results and conclusions

A new direct measurement of $J/\psi \rightarrow \gamma\eta_c$ decay was performed. We measured the η_c mass, width and decay rate $\Gamma_{\gamma\eta_c}^0$ of the $J/\psi \rightarrow \gamma\eta_c$ decay. These parameters are sensitive to the lineshape of the photon spectrum in this decay and it was taken into account during analysis.

Our results for the η_c mass and width are

$$M_{\eta_c} = 2983.5 \pm 1.4_{-3.6}^{+1.6} \text{ MeV}/c^2,$$

$$\Gamma_{\eta_c} = 27.2 \pm 3.1_{-2.6}^{+5.4} \text{ MeV}.$$

These parameters were earlier measured in J/ψ and B meson decays as well as in $\gamma\gamma$ and $p\bar{p}$ collisions. Measurements of Crystal Ball [5], MARK3 [30], BES [31, 32], and KEDR were performed using radiative decays of the J/ψ resonance, therefore a mass shift due to an asymmetric lineshape should be taken into account. Crystal Ball and KEDR made such a correction in their experiments, whereas MARK3 and BES did not. Therefore we believe that MARK3 and BES results on the η_c mass should be corrected by approximately 4 MeV towards higher values due to this effect. Interference effects for exclusive decays may give not small shifts and should be also analyzed.

Our result on the decay rate is

$$\Gamma_{\gamma\eta_c}^0 = 2.98 \pm 0.18_{-0.33}^{+0.15} \text{ keV}.$$

In Fig. 3 this result is compared with the Crystal Ball and CLEO measurements as well as with theoretical predictions. The Crystal Ball and CLEO results on $\Gamma_{\gamma\eta_c}^0$ were evaluated using their measured branching fractions from the formula

$$\Gamma_{\gamma\eta_c}^0 = \frac{\mathcal{B}(J/\psi \rightarrow \gamma\eta_c)\Gamma_{\psi}}{f_{\text{cor}}}, \quad (12)$$

where $\Gamma_{\psi} = 92.9 \pm 2.8 \text{ keV}$ is the J/ψ width. Factors f_{cor} were calculated from formula (9). For Crystal Ball the function $f(\omega) \equiv 1$ was taken and integration was made from 40 to 165 MeV, which corresponds to the range of their spectrum fit. For CLEO the function $f(\omega) = \exp(-\frac{\omega^2}{8\beta^2})$ and $\mathcal{B}(J/\psi \rightarrow \gamma\eta_c) = (2.06 \pm 0.32)\%$ [1] were used. The resulting values of f_{cor} equal 0.96 and 0.99, and partial widths are $1.23 \pm 0.35 \text{ keV}$ and $1.93 \pm 0.31 \text{ keV}$, respectively. Our decay rate value is significantly higher compared to those experimental results, but

Table 1: Systematic uncertainties.

Systematic error	M_{η_c} , MeV/c ²	Γ_{η_c} , MeV	$\Gamma_{\gamma\eta_c}^0$, keV
Background subtraction	0.8	1.4	0.11
Calorimeter response function	2.2	0.8	0.07
Lineshape	0.7	2.8	0.05
η_c width	0.3	-	0.06
Interference effects	-2.1	+2.3	-0.18
Photon selection efficiency	-	-	0.16
J/ψ width	-	-	0.09

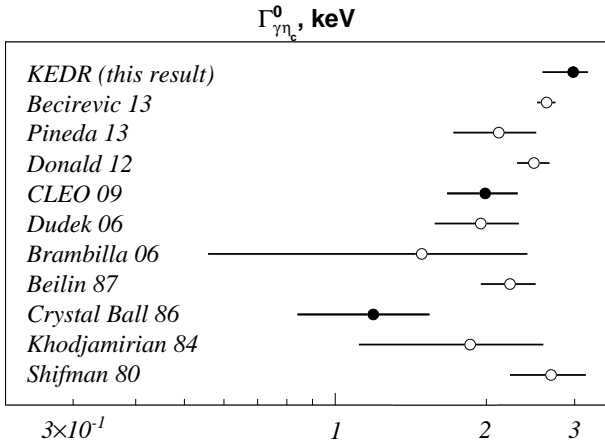


Figure 3: Results of measurements (close circles) and theoretical predictions (open circles) on $\Gamma_{\gamma\eta_c}^0$.

is well consistent with the latest lattice QCD prediction [12]: $\Gamma_{\gamma\eta_c} = (2.64 \pm 0.11)$ keV.

The authors are grateful to N. Brambilla, V.L. Chernyak, A.I. Milstein and A. Vairo for useful discussions. This work was supported by the Ministry of Education and Science of the Russian Federation, grant No. 14.518.11.7003, RFBR grants 08-02-00258, 10-02-00695, 11-02-00112, 11-02-00558, 12-02-00023, 12-02-01032, 12-02-91341, RF Presidential Grants for Sc. Sch. NSh-5655.2008.2, NSh-5320.2012.2 and NSh-2479.2014.2 as well as the DFG grant GZ: HA 1457/9-1.

References

- [1] J. Beringer *et al.*, *Phys. Rev. D* **86**, 010001 (2012).
- [2] E.E. Eichten *et al.*, *Rev.Mod.Phys.* **80**, 1161 (2008).
- [3] N. Brambilla *et al.*, *Eur.Phys.J. C* **71**, 1534 (2011).
- [4] N. Brambilla *et al.*, arXiv:1404.3723.
- [5] J.Gaiser *et al.*, *Phys. Rev. D* **34**, 711 (1986).
- [6] M. Shifman, *Z. Physik C* **4**, 345 (1980).
- [7] A.Yu Khodjamirian, *Sov. J. Nucl. Phys.* **39**, 614 (1984).
- [8] V.A. Beylin, A.V. Radyushkin, *Sov. J. Nucl. Phys.* **45**, 342 (1987).
- [9] N. Brambilla, Yu Jia, A. Vairo, *Phys. Rev. D* **73**, 054005 (2006).
- [10] J.J. Dudek *et al.*, *Phys. Rev. D* **73**, 074507 (2006).
- [11] G. C. Donald *et al.*, *Phys. Rev. D* **86**, 094501 (2012).
- [12] D. Becirevic and F. Sanfilippo, *JHEP* **01**, 028 (2013).
- [13] A. Pineda and J. Segovia, *Phys. Rev. D* **87**, 074024 (2013).
- [14] C. Amsler *et al.*, *Phys. Lett. B* **667**, 1 (2008).
- [15] R.E. Mitchell *et al.*, *Phys. Rev. Lett.* **102**, 011801 (2009).
- [16] N. Brambilla *et al.*, arXiv:1012.0773.
- [17] R. Loudon, *The quantum theory of light*, Clarendon Press, Oxford, 1973.
- [18] V.V. Anashin *et al.*, *Physics of particles and nuclei*, **44**, 657 (2013).
- [19] V.V. Anashin *et al.*, Stockholm 1998, EPAC 98*, 400 (1998), Prepared for 6th European Particle Accelerator Conference (EPAC 98), Stockholm, Sweden, 22-26 Jun 1998.
- [20] V.E. Blinov *et al.*, *Nucl. Instr. and Meth. A* **598**, 23 (2009).
- [21] R.Brun *et al.*, GEANT 3.21, CERN Program Library Long Writup W5013 (1993), unpublished.
- [22] J.C. Chen *et al.*, *Phys. Rev. D* **62**, 034003 (2000).
- [23] T. Sjostrand, M. Bergson, *Comput. Phys. Commun.* **43**, 367 (1987).
- [24] V.M. Aulchenko *et al.*, *Nucl. Instr. and Meth. A* **379**, 475 (1996).
- [25] M. Ablikim *et al.*, *Phys. Rev. Lett.* **108**, 222002 (2012).
- [26] K.Koller and T.Walsh, *Nucl. Phys.* **B140**, 449 (1978).
- [27] D. Besson *et al.*, *Phys. Rev. D* **78**, 032012 (2008).
- [28] A. Billoire *et al.*, *Phys. Lett.* **80B**, 381 (1979).
- [29] E. Barberio and Z.Was, *CERN-TH.7033/93*.
- [30] Z. Bai *et al.*, *Phys. Rev. Lett.* **65**, 1309 (1990).
- [31] J.Z. Bai *et al.*, *Phys. Rev. D* **62**, 072001 (2000).
- [32] J.Z. Bai *et al.*, *Phys. Lett. B* **555**, 174 (2003).