

# A search for decay $\eta' \rightarrow 4\pi^0$ with GAMS-4 $\pi$ Setup

S.V. Donskov,<sup>1</sup> V.N. Kolosov,<sup>1</sup> A.A. Lednev,<sup>1</sup> Yu.V. Mikhailov,<sup>1</sup>  
V.A. Polyakov,<sup>1</sup> V.D. Samoilenko,<sup>1,\*</sup> and G.V. Khaustov<sup>1</sup>

<sup>1</sup>*Institute for High Energy Physics, Protvino, Russia*

A search for rare decay  $\eta' \rightarrow 4\pi^0$  has been performed with GAMS-4 $\pi$  Setup. The new upper limit for decay was established  $BR(\eta' \rightarrow 4\pi^0) < 3.2 \cdot 10^{-4}$  at 90% confidence level. The  $\pi^- p$  charge-exchange reaction at 32.5 GeV/c was used as a source of  $1.3 \cdot 10^6$   $\eta'$  mesons. Experiment carried out at the IHEP U-70 accelerator.

PACS numbers: 13.25.Jx, 13.75.-n, 13.75.Lb

Keywords: CP violation, rare decay, eta', pseudoscalar

## I. INTRODUCTION

Assuming  $CP$  conservation in strong interaction the direct decay  $\eta' \rightarrow 4\pi^0$  is forbidden, Fig. 1a. From other point of view decays with odd number of pseudoscalars belong to the wider class of anomalous decays, in low-energy QCD such anomalous decays are governed by the Wess - Zumino - Witten (WZW) term [1]. In this approach the decay probability is not vanish, and there are as  $CP$ -conserving and  $CP$ -violating models for the process  $\eta' \rightarrow 4\pi^0$  [2–4].

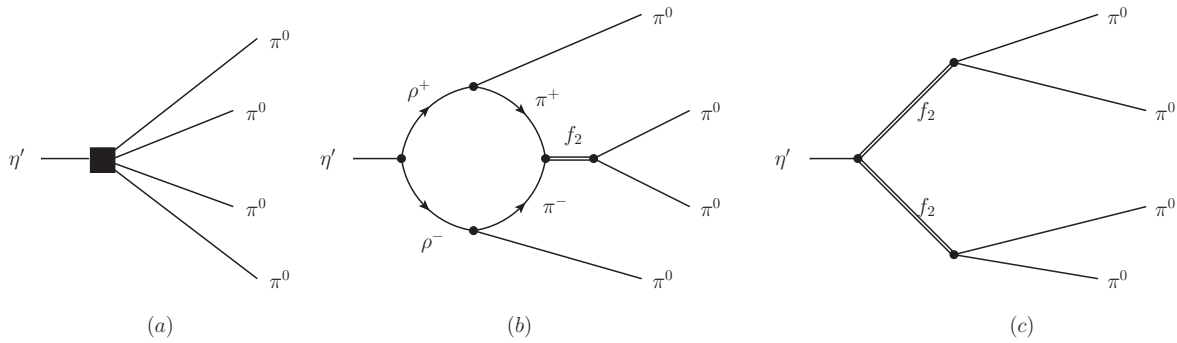


FIG. 1: Decay  $\eta' \rightarrow 4\pi^0$  with direct  $CP$  violation (a) ; with  $\pi^+\pi^- \rightarrow \pi^0\pi^0$  rescattering, including intermediated  $f_2$  meson (b); by virtual state  $f_2f_2$  in  $P$  wave (c).

For  $CP$ -conserving case the decay amplitude is enhanced by pion loop contribution shown in Fig. 1b and by  $f_2f_2$  virtual intermediated state, shown in Fig. 1c. The estimate of a decay branching in this approach leads to  $BR(\eta' \rightarrow 4\pi^0) \approx 4 \cdot 10^{-8}$ .

One would hope that  $CP$ -violating variant is more preferable to avoid huge angular-momentum suppression.  $CP$ -violating mechanism is introduced by  $\theta$ -term in QCD Lagrangian to solve  $U(1)_A$  problem. Carefull consideration of this method in Ref.[5] shows that the branching ratio is  $BR(\eta' \rightarrow 4\pi^0) \approx 0.1 \cdot \theta^2$ . Current limit for  $\theta$ -term based on neutron electric dipole moment (EDM) measurements is  $\theta < 10^{-11}$ , and this value makes the branching far from modern experimental possibilities. The deep connection between neutron EDM and  $CP$ -violating decays of  $\eta'$  is discussed in Ref.[6].

Here we present the result of a new search of the decay

$$\eta' \rightarrow 4\pi^0. \quad (1)$$

Previous result was published by GAMS Collaboration with upper limit  $BR(\eta' \rightarrow 4\pi^0) < 5 \cdot 10^{-4}$  at 90% confidence level [8, 9].

\*Electronic address: Vladimir.Samoilenko@ihep.ru

## II. GAMS-4 $\pi$ SETUP AND EVENT SELECTION

The experiment was carried out at the U70 IHEP accelerator, in a secondary beam of negative particles. The type of a beam particle is defined reliably by two threshold Cherenkov counters [10] with quartz optics. The interaction point of the beam particles is measured with precision  $\pm 4$  cm from the amount of Cherenkov light, emitted in the 40 cm long liquid hydrogen target. The target is surrounded by guard system, which consists of scintillation veto layer and lead glass counters to detect recoiled baryons. This set of the detectors allows the identification of the charge-exchange processes with neutral final states. The main detector of GAMS-4 $\pi$  Setup is the lead glass electromagnetic calorimeter GAMS [11]. The central part of the calorimeter contains PWO crystals in order to provide good energy and spatial resolution [12]. A more detailed description of the performance of the experiment and data processing has been given elsewhere [13, 14].

The charge-exchange reaction

$$\pi^- p \rightarrow M^0 n \quad (2)$$

with a 32.5 GeV/c beam momentum was used as the source of the monoenergetic  $\eta'$  mesons

The analysis of the data was performed in several steps. At first the 4-momenta of the photons were reconstructed by special procedures [15, 16] and events with exactly eighth photons in GAMS were selected. Next, a series of criteria were applied in order to suppress instrumental and physical backgrounds without losing detection efficiency of the reactions under study (2):

- The distance between the shower centres in GAMS is larger than 40 mm;
- The distance between photon's impacts in GAMS and the beam axis is larger than 40 mm. This requirement provides suppression of the background in the central part of calorimeter where the beam is most intense;
- The total energy deposited in GAMS is limited to the range (28 – 36) GeV;
- The energy of each photon is larger than 0.5 GeV.

Mass spectrum of  $8\gamma$  events after 1C-fit (fixing the mass of the recoiled neutron in reaction (2), fit probability  $CL > 0.05$ ) is shown in Fig. 2a.

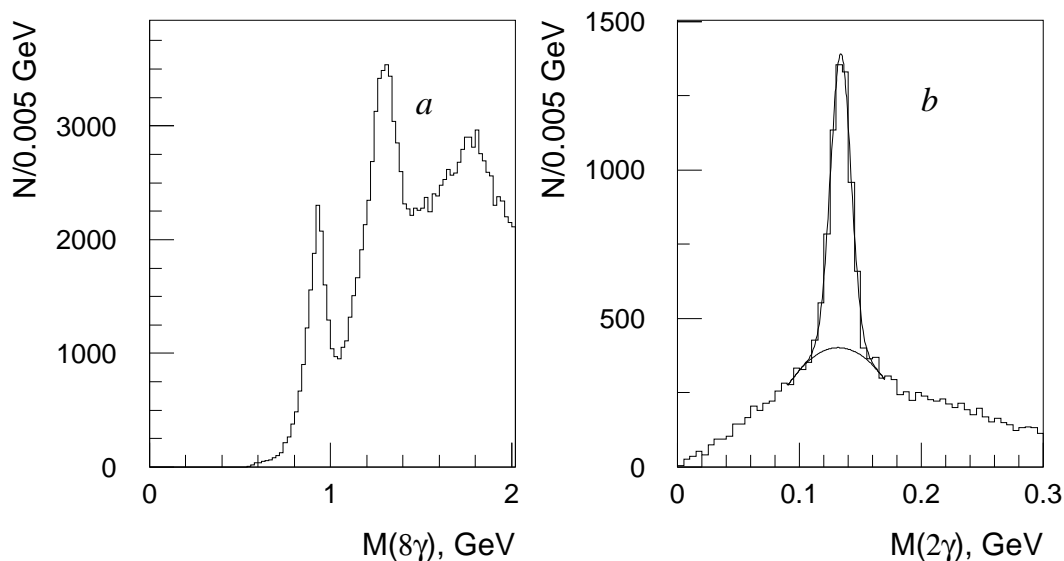


FIG. 2: Experimental mass spectrum of  $8\gamma$  events after 1C-fit (a); Mass spectrum of fourth non-fitted  $\gamma$ -pair after 4C-fit for events with  $M_{8\gamma} < 1.2 \text{ GeV}$  (b). Spectrum was fitted by gaussian and 2nd order polynomial, mass  $m_{\pi^0} = 0.134 \text{ GeV}$ , width  $\sigma_{\pi^0} = 0.008 \text{ GeV}$ .

$4\pi^0$  system is rather difficult for experimental study, and was studied before in the reports [18, 19] dealing with it in charge-exchange reaction. To estimate the background in low mass region 4C-fit was performed (fixing neutron

and three  $\pi^0$  masses). The non-fit  $\gamma$ -pair mass is shown in Fig. 2b, and one can see that in this hard kinematic region the integral ratio signal/background for mass interval (0.11 – 0.16) GeV is  $S/B = 1.1$ .

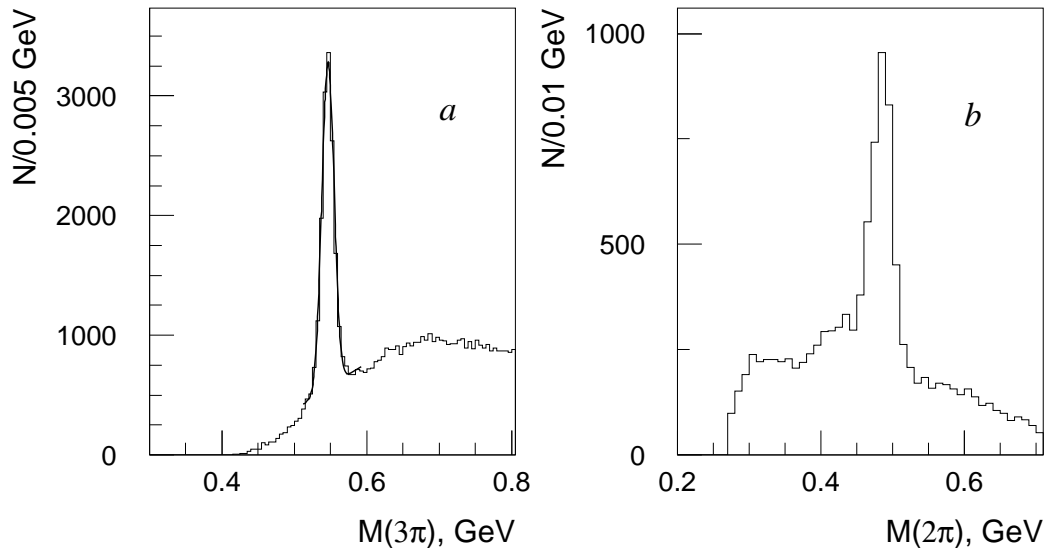


FIG. 3: Mass spectrum  $3\pi^0$  subsystem, 4 ent./event (a). Fitted mass of  $\eta$  meson is  $m_\eta = 0.547$  GeV and width  $\sigma_\eta = 0.008$  GeV; Mass spectrum  $2\pi^0$  subsystem, when the mass other  $\pi^0\pi^0$  pair belongs to (0.46 – 0.52) GeV region (b).

$\eta\pi^0$  system produced with high intensity, and in case of the decay mode  $\eta \rightarrow 3\pi^0$  has four  $\pi^0$  mesons in final state. Such  $\eta$ -mesons are seen clearly, Fig. 3a. To suppress this physical background 5C-fit (fixing neutron and four  $\pi^0$  masses) was performed, and if the mass of any  $3\pi^0$  subsystem belongs to  $\eta$  meson interval the event is rejected. Pair  $\pi^0$  mass spectrum consists of  $K_s^0$  mesons, Fig. 3b, but the contribution  $K_s^0K_s^0$  system at mass  $\approx 1$  GeV is negligible.

Pure  $4\pi^0$  event mass spectrum is presented in Fig. 4a and exhibit a wide peak with mass around 0.9 GeV. The origin of this structure can be explained by decays chain

$$\eta' \rightarrow \eta\pi^0\pi^0, \quad \eta \rightarrow 3\pi^0 \quad (3)$$

with two lost  $\gamma$ . Taking into account that 105 possible combinations exist to compose  $4\pi^0$  from  $8\gamma$ , the remaining eight photons can easy form  $4\pi^0$  system.

The method proposed in Ref. [20] was used to set upper limit for the decay desired. The decays (1) and (3) are consider as the event sources for the experimental histogram, Fig. (4). The mass spectra for these decays have been obtained by Monte-Carlo simulation. The mass shift of  $\eta'$  peak position for decay (3) with two lost  $\gamma$  is  $\approx 30$  MeV, the peak becomes the width  $\sigma_{5\pi} \approx 50$  MeV, Fig. 4b. For decay (1) the mass resolution is  $\sigma_{4\pi} = 20$  MeV after 5C-fit. One can see in Fig. 4a that experimental  $4\pi^0$  mass spectrum in (0.8–1.0) GeV interval is reproduced well by background spectrum (3). The upper limit is evaluated as

$$BR(\eta' \rightarrow 4\pi^0) < \frac{N_{exp}(W(\eta' \rightarrow 4\pi^0) + dW(\eta' \rightarrow 4\pi^0))}{\epsilon(\eta' \rightarrow 4\pi^0)N_{\eta'}}, \quad (4)$$

where  $W(\eta' \rightarrow 4\pi^0)$  is the weight of desired process (1),  $dW(\eta' \rightarrow 4\pi^0)$  is the error corresponding 90% confidence level in generalized likelihood method<sup>1</sup>,  $N_{exp}$  is number of the events in the experimental histogram region under investigation,  $N_{\eta'}$  is number of  $\eta'$  mesons and  $\epsilon$  is detection efficiency for the decay (1). No signal for the decay is observed. At 90% confidence level the upper limit is

$$BR(\eta' \rightarrow 4\pi^0) < 3.2 \cdot 10^{-4}. \quad (5)$$

<sup>1</sup> subroutine HMCMLL in HBOOK

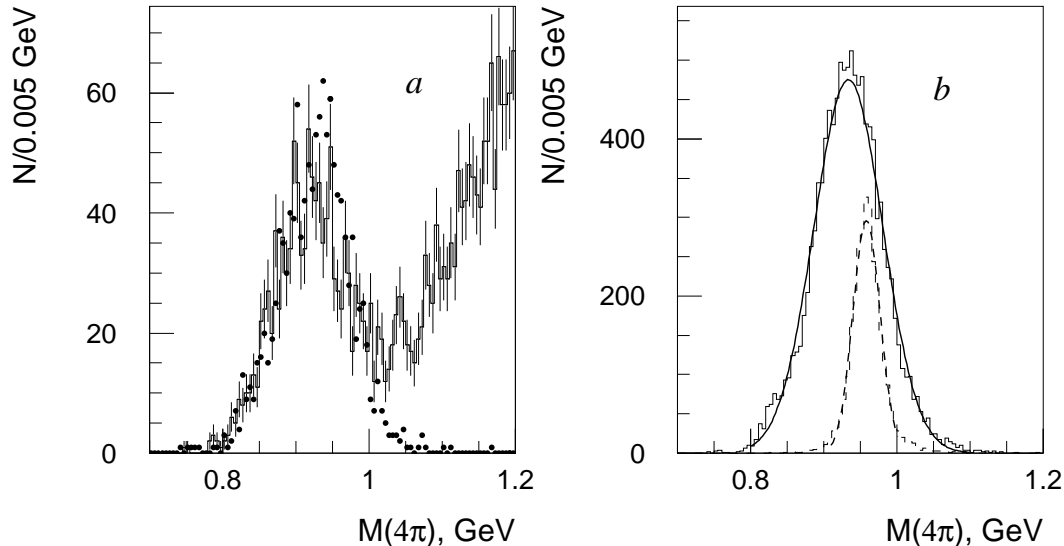


FIG. 4: Final experimental  $4\pi^0$  mass spectrum. Points are Monte-Carlo events for decay chain (3) (a); Monte-Carlo spectra for decay (3) (solid histogram) and for (1) (dashed histogram), as an illustration (b).

### III. CONCLUSION

We have presented our result for a search the decay  $\eta' \rightarrow 4\pi^0$ . One was found that main physical background arises from the chain of other neutral  $\eta'$  decays with lost photons. This process can present a problem for other experiments, such as Crystal Ball [21], Crystal Barrel [22] WASA [23] to find the decay (1). To reduce this background electromagnetic calorimeter used in experiment must have a low detection threshold for photons and reconstruction procedures capable to resolve overlapping showers.

### IV. ACKNOWLEDGEMENT

The physical problems related to the decay  $\eta' \rightarrow 4\pi^0$  were discussed with A.K. Likhoded, A.V. Luchinsky, V.V. Kiselev, V.F. Obraztsov, G.P. Pronko and A.L. Kataev, V.A. Rubakov (INR, Moscow). We are grateful to all of them for interest to our work.

- 
- [1] J. Wess and B. Zumino, Phys. Lett. B **37**, 95 (1971); E. Witten, Nucl. Phys. B **223**, 422 (1983).
  - [2] D. Parashar, Phys. Rev. D **19** N 1, 268 (1979).
  - [3] A. Wirzba, EPJ Web Conference 37, 03001 (2012).
  - [4] F-K. Guo, B. Kubis, A. Wirzba, arXiv:1111:5949.
  - [5] A. Pich and E. de Rafael, Nucl. Phys. B **367**, 313 (1991).
  - [6] M. Gorshtein, arXiv: 0803.2906.
  - [7] K. Ottnad, B. Kubis, U.-G. Meißner and F.-K. Guo, Phys. Lett. B **687**, 42 (2010); arXiv:0911.3981.
  - [8] D.Alde et al., Z.Phys. C **36** 603 (1987).
  - [9] Phys.Rev. D **86** (2012).
  - [10] Donskov S.v., Kachanov V.A., Kutin V.M. et al., Preprint IHEP 68-46 (in Russian).
  - [11] F.Binon et al., Nucl. Instr. Methods. A **248**, 86 (1986).
  - [12] O.V. Buyanov et al., Nucl. Instr. Methods. A **349** 62 (1994).
  - [13] S.V. Donskov et al., Eur.Phys.J. C73 (2013) 2614.
  - [14] F. Binon et al., Nucl. Phys. B **162** 155 (2006).
  - [15] A.A. Lednev, Nucl.Instrum.Meth. **A366** 292 (1995)

- [16] A.A. Lednev, Preprint IHEP 93-153
- [17] D.Alde et al., *Z. Phys. C* **36** 603 (1987); **47** 385 (1988).
- [18] D. Alde et al., *Phys.Lett. B* **198** 286 (1987).
- [19] S.A. Sadosky, *KEK-Proceedings-92-8* 87 (1992).
- [20] R.Barlow, C.Beeston, *Comp.Phys.Comm. V.***77** 219 (1993).
- [21] Bloom E. D. and Peck C. *Ann. Rev. Nucl. Part. Sci.* **33** 143 (1983).
- [22] Aker E et al. (Crystal Barrel), *Nucl. Instrum. Meth. A* **321** 69 (1992).
- [23] Bargholtz C et al. (CELSIUS/WASA), arXiv:0803.2657.