

ON THE DISTRIBUTION OF LOCAL EXTREMA IN QUANTUM CHAOS

FLORIAN PAUSINGER[†] AND STEFAN STEINERBERGER^{††}

ABSTRACT. We numerically investigate the distribution of extrema of 'chaotic' Laplacian eigenfunctions on two-dimensional manifolds. Our contribution is two-fold: (a) we count extrema on grid graphs with a small number of randomly added edges and show the behavior to coincide with the 1957 prediction of Longuet-Higgins for the continuous case and (b) compute the regularity of their spatial distribution using *discrepancy*, which is a classical measure from the theory of Monte Carlo integration. The first part suggests that grid graphs with randomly added edges should behave like two-dimensional surfaces with ergodic geodesic flow; in the second part we show that the extrema are more regularly distributed in space than the grid \mathbb{Z}^2 .

1. INTRODUCTION

1.1. **Quantum Chaos.** Quantum Chaos is concerned with the behavior of high-frequency Laplacian eigenfunctions

$$-\Delta u = Eu \quad \text{on compact manifolds } (M, g)$$

and their seemingly chaotic properties. Apart from highly particular cases which are usually characterized by completely integrable behavior of the geodesic flow, these eigenfunctions will appear to be somewhat 'random'. Indeed, should the behavior be not chaotic, then usually any small perturbation of the geometry of the domain will induce chaotic behavior: randomness is the generic case. It is of great interest to try to understand this randomness by specifying arising invariants.

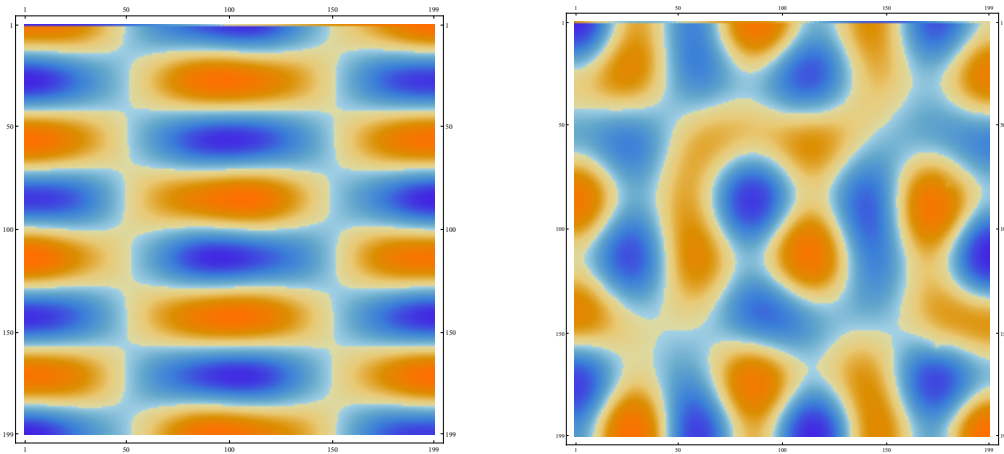


FIGURE 1. An eigenfunction of the Laplacian with Neumann conditions once on $[0, 1]^2$ (left) and once on a small perturbation of $[0, 1]^2$ (right, the perturbation is not visible).

Some central questions of quantum chaos are

Key words and phrases. Local extrema, quantum chaos, Laplacian eigenfunctions, universality phenomena.

[†] IST Austria, Am Campus 1, 3400 Klosterneuburg, Austria, e-mail: FLORIAN.PAUSINGER@IST.AC.AT.

^{††} Department of Mathematics, Yale University, 10 Hillhouse Avenue, New Haven, CT 06511, USA e-mail: STEFAN.STEINERBERGER@YALE.EDU (corresponding author).

- (1) whether (and under which conditions on the geometry of the manifold) the L^2 -mass of the eigenfunctions tends towards uniform distribution – recent spectacular breakthroughs due to Anantharaman [1] and Lindenstrauss [23].
- (2) whether most eigenfunctions behave like ‘random waves’, i.e. whether for example

$$\frac{\|u_k\|_{L^\infty}}{\|u_k\|_{L^2}} \lesssim (\log k)^{\frac{1}{2}} \quad \text{with high probability [2]}$$

- (3) how many nodal domains there are (see [5, 6, 8] for the random wave model and [7, 31] for deterministic bounds) and how their volume is distributed (see e.g. [32]).

The number of nodal domains has received particular interest: in a highly influential paper by Blum, Gnutzmann & Smilansky [5], a universality statement for the number of nodal domains has been conjectured and numerically investigated: a generic Laplacian eigenfunction associated to the k -th eigenvalue seems to have $\sim 0.06k$ nodal domains. Bogomolny & Schmit [6] have worked out a percolation model simulating eigenfunctions in which the observation of Blum, Gnutzmann & Smilansky is confirmed: their model predicts that the number of nodal domains of the k -th eigenfunction is distributed with

$$\frac{3\sqrt{3}-5}{\pi}k \sim 0.06k \quad \text{mean and a variance of} \quad \left(\frac{18}{\pi^2} + \frac{4\sqrt{3}}{\pi} - \frac{25}{2\pi}\right)k \sim 0.05k.$$

It is not yet understood to what extent these numbers are precise outside the model (recent numerical work of Konrad [22] suggests the mean to be $\sim 4\%$ smaller), however, they are certainly very good approximations.

1.2. Chaotic eigenfunctions, local extrema and finite graphs. We are interested in the distribution of the local extrema of a Laplacian eigenfunction on a two-dimensional smooth surface with non-integrable geodesic flow. A cornerstone of existing conjectures is the random wave heuristic, which asserts that for all practical purposes a Laplacian eigenfunction should behave like a superposition of random plane waves

$$\psi(\mathbf{r}) = \sum_n a_k \cos(\langle \mathbf{k}_n, \mathbf{r} \rangle - \phi_n),$$

where a_k, ϕ_k are random reals and \mathbf{k} is a randomly chosen direction normalized to $\|\mathbf{k}\| = \sqrt{E}$, where E is the energy/eigenvalue. Longuet-Higgins [24] studied this heuristic in a pioneering 1957 paper, which suggests that the n -th Laplacian eigenfunction on a compact two-dimensional surface should have $\sim n/\sqrt{3}$ extrema. The random wave approximation is of fundamental importance as its framework allows for precise computations while precise mathematical result seem still out of reach: for example, one would expect (see e.g. Yau [34]) that the nodal length has a $(n-1)$ -dimensional Hausdorff measure of size $\sim \sqrt{E}$ while the currently best rigorous results in dimensions ≥ 4 [9, 29, 30] do not even rule out the possibility that the nodal length might tend to 0 as $E \rightarrow \infty$.

It is natural to try simpler examples; a prime candidate is a reduction to finite graphs $G = (V, E)$. Given a finite, simple, connected Graph $G = (V, E)$ the natural analogue of the Laplacian is the discrete Graph-Laplacian (see e.g. [10]) given by a $|V| \times |V|$ -matrix L with entries

$$L_{ij} = \begin{cases} 1 & \text{if } i = j \\ -(d_i d_j)^{-\frac{1}{2}} & \text{otherwise,} \end{cases}$$

where d_i is the degree of the vertex i . The first few eigenvalues/eigenvectors of the matrix will then approximate the first few eigenvalues/eigenfunctions of the Laplacian with Neumann boundary condition (for details we refer to [27]). It is not difficult to see that as the graph increases in size, it may be used to approximate the given geometry to any arbitrary degree of accuracy; however, counting nodal domains on graphs is rather difficult. Clearly, if two vertices u, v are joined by an edge e $u \sim_e v$ and the eigenfunction satisfies $f(u)f(v) < 0$, one would say that the edge crosses the nodal domain – the lack of continuity does not allow for an immediate transfer of the definition

from the continuous case. Indeed, nodal domains of eigenfunctions on graphs are an ongoing field of great interest (see e.g. Davies, Gladwell, Leydold & Stadler [14], Dekel, Lee & Linial [15] or the survey [3]) but difficulty in transferring even very classical theorems from the continuous to the discrete setting pose a difficulty. In contrast, an extremum of a function is topologically simpler than that of a nodal domain and more easily generalized to the setting of a graph.

Contribution 1. Our first contribution is that grid graphs with a small number of added edges behave like continuous surfaces with respect to the number of extrema of eigenfunctions and recover Longuet-Higgins prediction. We also computed random wave approximations on both \mathbb{T}^2 and \mathbb{S}^2 to allow for comparison.

Using the fact that grid graphs with a small number of randomly added edges seem to provide a second way (the other being the random wave approximation) to create essentially ‘chaotic’ behavior, we use both ways to try to understand the way the extrema are distributed in space. We hasten to emphasize that graphs have, of course, been used by many people to describe chaotic behavior (see e.g. a paper of Smilansky [28], where d -regular graphs are employed); one possible advantage of using grid graphs with a random number of edges is their simplicity (the downside being, of course, that expander graphs, to give just one example, come with many additional properties which simplify a rigorous analysis).

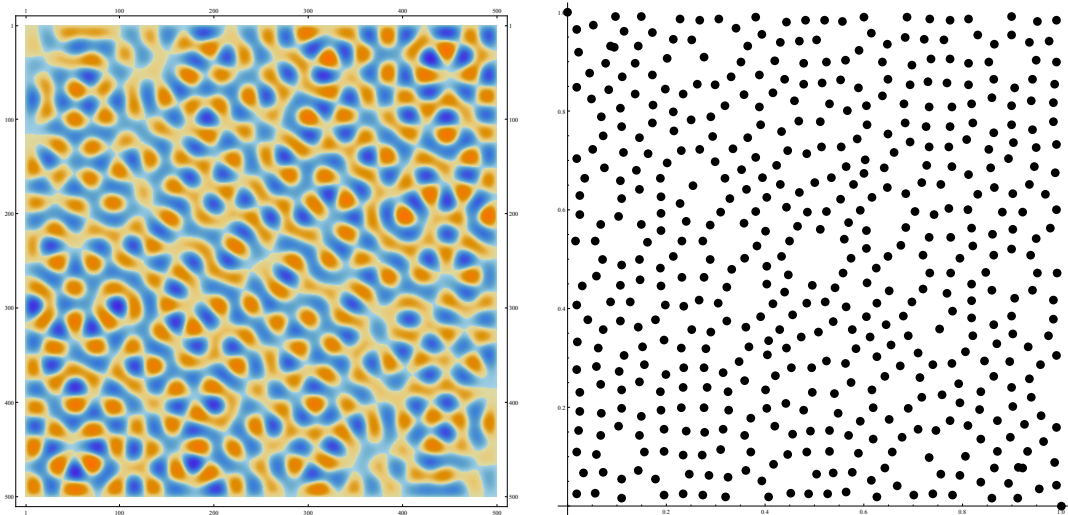


FIGURE 2. A ‘chaotic’ eigenfunction of the Laplacian on \mathbb{T}^2 and its local extrema.

When studying the distribution of local extrema in space, we use discrepancy as a quantitative measure of regularity. Discrepancy is *the* standard measure in theory of uniform distribution (c.f. classical books of Niederreiter [25] and Drmota & Tichy [18]) and has further applications in the theory of quasi-Monte Carlo integration. A point set with a small discrepancy is thus both well distributed from an abstract point of view as well as very suitable for numerical integration of a function with controlled oscillation.

Contribution 2. Extrema of chaotic Laplacian eigenfunctions are more regularly distributed with respect to discrepancy than the (suitably rescaled) classical grid \mathbb{Z}^2 . In particular, they are better suited for numerical integration than the extrema of non-chaotic eigenfunctions (the extrema of the eigenfunction $\sin n\pi x \sin n\pi y$ of $-\Delta$ on $[0, 1]^2$ are a translation of a rescaling of the grid \mathbb{Z}^2).

The rest of the paper is structured as follows: in Section 2 we describe our heuristic reasoning for why to employ grid graphs with randomly added edges to create quantum chaos, Section 3 shows that these graphs are able to reproduce the prediction of Longuet-Higgins on the number of local extrema, Section 4 introduces the discrepancy and describes the numerical results about the spatial distribution of Laplacian eigenfunction using both random wave models and the grid

graphs with randomly added edges; technical comments and details about the implementation are given in the final section.

2. GENERATING QUANTUM CHAOS

2.1. Motivation. Our approach was motivated by the following basic observation: the set of extrema of the function $\sin(n\pi x)$, which is a solution to the eigenvalue problem

$$-\Delta u = n^2\pi^2 u \quad \text{on } [0, 1]^2,$$

is extremely regular.

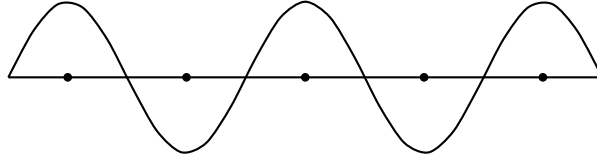


FIGURE 3. The location of the extrema of $\sin(5\pi x)$ on the unit interval.

This is not altogether surprising: these eigenfunctions of the Laplacians may be alternatively described as minima of the Rayleigh quotient

$$\inf_{f \in H_0^1(\Omega)} \frac{\int_{\Omega} |\nabla u|^2 dx}{\int_{\Omega} u^2 dx} \quad \text{with } f \text{ being orthogonal on previous eigenfunctions.}$$

It is therefore not strange that two different extrema should be at a certain distance from each other: a maximum and a minimum too close together would induce a large gradient between them. Let us now consider the obvious generalization (with Dirichlet boundary conditions)

$$-\Delta u = \lambda u \quad \text{on the domain } [0, 1]^2.$$

It is well-known that the solutions are of the form

$$\{\sin(n\pi x) \sin(m\pi y) : m, n \in \mathbb{N} \wedge \pi^2(m^2 + n^2) = \lambda\}.$$

The extrema have a very regular distribution: if $m = n$, they are merely a rescaling and translation of the grid \mathbb{Z}^2 while for $m \neq n$ there is an additional affine transformation – there is no chaos. The multiplicative splitting of the eigenfunction is induced by the geometry of the domain and a *highly* unstable phenomenon: any generic small perturbation of the domain will destroy that property. A natural question is how the introduction of chaos will affect the regularity: interestingly, we will see that chaos actually improves it.

2.2. Generating Chaos. Our approach is based on the idea of identifying pairs of points on the unit square $[0, 1]^2$: this corresponds to introducing a small 'wormhole' connecting two points that were initially far away.

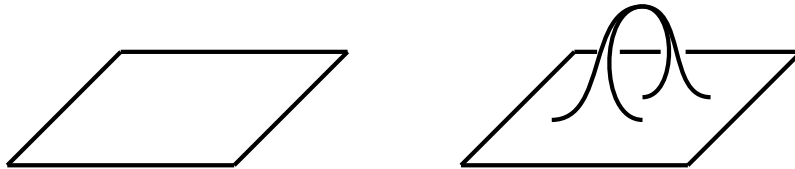


FIGURE 4. The flat square and the flat square with two points connected by a small wormhole.

To simplify matters, we will not give a geometrically precise definition of the nature of the identification but instead approximate the unit square $[0, 1]^2$ by a finite graph and then simply describe the modification being carried out on the finite graph. It follows immediately from work of Colin de Verdiere [13] that any such graph can conversely be approximated by a manifold which implies that performing the surgery directly on the graph is not a restriction to the discrete setting. We will be working on the grid-graph G_n defined on the vertex set

$$V(G_n) = \{1, \dots, n\}^2,$$

where two vertices are connected by an edge if and only if

$$(a, b) \sim_E (c, d) :\Leftrightarrow |a - c| + |b - d| = 1.$$

We will then induce a slight perturbation of the geometry by adding a few extra edges (which correspond to the 'wormholes'): interestingly, the results we obtain depend slightly on the number of added edges (where a rather small number, say 5 extra edges for a $n = 100$, suffices) but not really *where* the edges are added – we will actually add them at random.

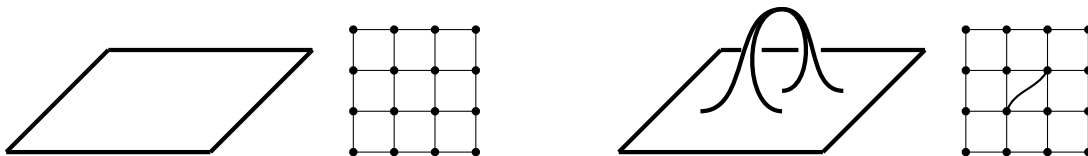


FIGURE 5. The domains and the relevant graph approximations.

While it seems natural to assume that the geometry induced by such graphs is random and will give rise to 'chaotic' behavior, that claim has to be tested. Therefore, in all what follows, data is given for both computations carried out using these types of graphs as well as classical random wave approximations.

3. LONGUET-HIGGINS' PREDICTION AND THE NUMBER OF LOCAL EXTREMA

This section describes results obtained using the random wave model on \mathbb{T}^2 , random linear combinations of spherical harmonics on \mathbb{S}^2 and the grid graphs with randomly added edges.

3.1. The torus \mathbb{T}^2 . Our approach was to use a random linear combination (with coefficients uniformly chosen from $[0, 1]$) of explicit eigenfunctions on the torus. The table shows the eigenvalue, the dimension of the corresponding eigenspace, and the rescaled mean and variance written as a multiple of k , where everything is given in terms of the k -th eigenfunction.

eigenvalue	dim	mean	variance	eigenvalue	dim	mean	variance
$1105\pi^2$	8	$0.581k$	$0.137k$	$2210\pi^2$	8	$0.589k$	$0.236k$
$1325\pi^2$	6	$0.574k$	$0.404k$	$3625\pi^2$	8	$0.583k$	$0.277k$
$2125\pi^2$	8	$0.582k$	$0.487k$	$5525\pi^2$	12	$0.582k$	$0.261k$

TABLE 1. For each eigenvalue, the dimension of the eigenspaces and the mean and variance of our normalized number of extrema for $n = 100$ random samples.

3.2. The sphere \mathbb{S}^2 . We can use the explicit representation of the spherical harmonics for additional testing: the multiplicity of the ℓ -th eigenvalues is $2\ell - 1$. We encounter two competing factors:

- the randomly generated functions should be even closer to chaotic eigenfunctions as the eigenspace is very large but
- the large eigenspace means that the k -th eigenvalue is going to be piecewise constant and then jump for small k ; the error term in the Weyl asymptotic is sharp in the case.

This has two effects, the first of which is helping our efforts because things get very chaotic very quickly while the second effect is perturbing things for small k : there is no unique ' k -th eigenvalue' because the i -th eigenfunctions with

$$i = \ell^2, \ell^2 + 1, \dots, \ell^2 + 2\ell + 1$$

all have the same eigenvalue.

ℓ^2	100	196	289
mean	$0.604k$	$0.606k$	$0.609k$
variance	$0.608k$	$0.540k$	$0.368k$
renormalized mean	$0.548k$	$0.564k$	$0.574k$

TABLE 2. Mean and variance for the number of local extrema of a linear combination of the k -th eigenfunctions for $k = \ell^2$ and $n = 50$.

This data seems to suggest that the universal constant should be ~ 0.6 , however, this is misleading: the data was computed based on the assumption that ℓ^2 is the k -th eigenvalue. A natural renormalization is to interpret the $2\ell - 1$ dimensional eigenspace associated to the eigenvalue ℓ^2 in such a way that the 'average' value of k should not be $k = \ell^2$ but rather

$$k \sim \ell^2 + \ell + \frac{1}{2}.$$

Note that the correction tends to 1 as k becomes large, i.e. we expect both the normalized and unnormalized mean to be slightly smaller than suggested by the data here.

3.3. Random graphs. Here we computed eigenfunctions on 100 random graphs in each case. A minor difficulty occurs: our phrasing in terms of the Graph Laplacian uses implicitly Neumann conditions whereas our calibration used Dirichlet conditions; this leads to certain boundary effects. We circumvented the problem by only looking at the number of extrema in the fixed box $[0.05, 0.95]^2$ and rescaling (thereby exploiting another universality phenomenon: quantum chaos in a subregion should not behave any differently than in the whole space). The results are summarized in the following table.

k	100	200	300
5 random edges	$(0.69k, 0.06k)$	$(0.52k, 0.07k)$	$(0.59k, 0.71k)$
10 random edges	$(0.71k, 0.06k)$	$(0.53k, 0.22k)$	$(0.59k, 0.37k)$
20 random edges	$(0.75k, 0.16k)$	$(0.56k, 0.13k)$	$(0.60k, 0.28k)$

TABLE 3. Mean and variance for the number of local extrema of the k -th eigenfunction on a 150×150 grid graph for a different number of random edges added. For each case mean/variance was taken over a random sample with $n = 100$.

4. DISCREPANCY OF LOCAL EXTREMA

4.1. Discrepancy. This section is devoted to the introduction of the notion of discrepancy; it is a widely used and foundational concept in the theory of quasi-Monte Carlo methods, where the distribution properties of a set of points directly imply error bounds for numerical integration schemes using these set of points. We refer to the classical books of Niederreiter [25] and Drmota & Tichy [18] as well as the recent monograph of Dick & Pillichshammer [16] for more detailed information about discrepancy. Formally, let $\mathcal{P} = \{p_1, \dots, p_N\}$ be a set of points in the unit square, i.e. $\mathcal{P} \subset [0, 1]^2$ and write $p_i = (x_i, y_i)$. We define the *star-discrepancy* D_N^* via

$$D_N^*(\mathcal{P}) := \sup_{0 \leq x, y \leq 1} \left| \frac{\#\{1 \leq i \leq N : 0 \leq x_i \leq x \wedge 0 \leq y_i \leq y\}}{|\mathcal{P}|} - xy \right|.$$

A graphical description is as follows: given the set of all axis-parallel rectangles anchored in $(0, 0)$, we measure the maximal deviation between the area of the rectangle and the relative size of the

set \mathcal{P} contained in the rectangle. If one wishes to replace the set of rectangles anchored in the origin by the set of all axis-parallel rectangles, this gives rise to the notion of *discrepancy*. We will only work with star-discrepancy since it is technically easier and $D_N^* \leq D_N \leq 2D_N^*$. A celebrated result of Schmidt [26] states that

$$D_N(\mathcal{P}) \geq \frac{1}{100} \frac{\log N}{N}$$

for any two-dimensional set \mathcal{P} with $\#\mathcal{P} = N$ and this is asymptotically best possible.



FIGURE 6. Set of points and a rectangle containing three points.

A simple calculation shows that a regular grid always satisfies $D_N(\text{grid}) \gtrsim N^{-1/2}$. Using the definition, it follows that for a set of N points \mathcal{P} with discrepancy $D_N^*(\mathcal{P})$ and any axis-parallel rectangle $R \subset [0, 1]^2$, we have

$$|R| - 2D_N^*(\mathcal{P}) \leq \frac{\#(\mathcal{P} \cap R)}{\#\mathcal{P}} \leq |R| + 2D_N^*(\mathcal{P}).$$

4.2. Sets with small discrepancy. In this section we briefly describe the different constructions of deterministic point sets, which serve as benchmark with which we will compare the regularity of the local extrema of Laplacian eigenfunctions – we will create quantum chaos using again random linear combinations of eigenfunctions on the torus \mathbb{T}^2 as well as eigenfunctions on random graphs. The sphere \mathbb{S}^2 is not as suited because no isometric embedding $\phi : \mathbb{S}^2 \rightarrow [0, 1]^2$ exists (one could study other notions of discrepancy on \mathbb{S}^2 but this outside of the scope of this paper).

4.2.1. Random points. The star discrepancy of a point set with N random elements in $[0, 1]^2$ is a random variable with expectation $D_N^* \sim N^{-1/2}$. We will always include discrepancy results for random point as a natural benchmark of the simplest possible method.

4.2.2. Regular grid. In contrast to random point sets, the regular grid

$$\mathcal{G}_m = \left\{ \left(\frac{i}{m}, \frac{j}{m} \right) : 0 \leq i, j \leq m-1 \right\} \quad \text{of } N = m^2 \text{ points}$$

is a highly structured point set with star discrepancy

$$D_N(\mathcal{G}_m) = \frac{2m-1}{m^2} \sim \frac{2}{\sqrt{N}}.$$

It is easy to see that shifting the grid by a random vector $x \in [0, 1/m]^2$ can only decrease the value of the star discrepancy; however, at most by a constant factor of $1/2$.

4.2.3. Hammersley point sets. Hammersley point sets and their generalizations are classical examples of low discrepancy point sets created using number theory. Let $n = \sum_{i=0}^{\infty} n_i b^i$ be the b -adic expansion of the integer n with $0 \leq n_i \leq b-1$. Then the *radical-inverse function*, $\phi_b : \mathbb{N} \rightarrow [0, 1]$, is defined as

$$\phi_b(n) = \frac{n_0}{b} + \frac{n_1}{b^2} + \dots = \sum_{i=0}^{\infty} \frac{n_i}{b^{i+1}}.$$

Furthermore, for $N = b^m$ the *two-dimensional Hammersley point set in base b* is then defined by

$$\mathcal{H}_{b,m} = \left\{ \left(\phi_b(n), \frac{n}{b^m} \right) : 0 \leq n \leq b^m - 1 \right\}.$$

We refer to [21] for an explicit formula for $D_N^*(\mathcal{H}_{b,m})$ and its generalization using permutations of the digits in the b -adic expansion of n .

4.3. Results. Our results are summarized in the following table. Each entry gives both the mean as well as the standard deviation of the discrepancy sampled over $n = 20$ random constructions (which is already sufficient for a conclusive result as the distribution is tightly concentrated around its mean, note the small variance). We refer to the appendix for additional technical details.

# points	50	100	200	500
RANDOM-GRAPH	(0.110, 0.014)	(0.074, 0.012)	(0.058, 0.011)	(0.029, 0.003)
RANDOM-TORUS	(0.105, 0.005)	(0.078, 0.003)	(0.055, 0.004)	(0.033, 0.004)
random points	(0.202, 0.046)	(0.116, 0.019)	(0.088, 0.016)	(0.054, 0.011)
standard grid	0.265	0.190	0.128	0.085
shifted grid	0.133	0.095	0.064	0.043
Hammersley sets	0.082	0.0544	0.035	0.022

TABLE 4. Mean and standard deviation of the discrepancy of various sets.

We note that the discrepancy is clearly decaying implying that the distribution of local extrema tends towards uniform distribution (as one would expect). However, it is certainly surprising that the discrepancy of the local extrema seems to be smaller than both that of the standard/shifted grid as well as that of fully random points. It seems natural to conjecture that asymptotically the discrepancy of

the set \mathcal{P}_k of local extrema of the k – eigenfunction should scale as $\sim \frac{c}{\sqrt{k}}$.

5. METHODOLOGY AND TECHNICAL DETAILS

5.1. Detection of local extrema. Finding local extrema computationally is in general difficult: any function might have tiny oscillations at a small scale which could potentially never be discovered by a computer, or, reversely, inaccuracies of the computer might generate tiny artificial extrema depending on the geometry and parameters of the underlying grid. We start by giving some heuristics why this is not to be expected in the case of Laplacian eigenfunctions: basically, eigenfunctions of second order partial differential equations of *elliptic* type with constant coefficients come equipped with a natural length scale on which oscillations occur. This insight motivates to count extrema using a local, fast and easy-to-implement algorithm, which requires the evaluation of the function f on a fine grid imposed on $[0, 1]^2$. Despite our heuristics that ensure the accuracy of the local extrema count, we also sketch an alternative, topological algorithm. While this algorithm is computationally more demanding, it is provably reliable in much more general situations than the one we study here.

5.1.1. Stability of the problem. A standard estimate for a Laplacian eigenfunction satisfying

$$-\Delta u = \lambda u \quad \text{on some domain with Dirichlet conditions at the boundary}$$

is that

$$\|\nabla u\|_{L^\infty} \sim \lambda^{\frac{1}{2}} \|u\|_{L^\infty}.$$

This clarifies a natural heuristic saying that such an eigenfunction may be seen as a collection of waves with wavelength $\lambda^{-1/2}$. Furthermore, the elliptic equation $-\Delta u = \lambda u$ implies quantitative control on the concavity of u around a local maximum (and, conversely, quantitative control on the convexity around a local minimum). This quantitative control weakens whenever u has a local extremum with $|u|$ being very small – something that is not to be expected in the case of quantum chaos. This implies that, at least in the generic case, two extrema are at least distance $\sim \lambda^{-1/2}$ away from each other.

5.1.2. *Local Method.* The local method is straightforward and easy to implement as it simply checks all eight neighbors of a given grid point (i, j) . If $f(i, j)$ is greater (resp. smaller) than the value of every neighbor the algorithm reports a local extremum (resp. minimum).



FIGURE 7. Checking 8 adjacent grid points.

Choosing the appropriate grid size is of course essential. Our rule of thumb was that the grid size h should scale as $h \sim 0.2\lambda^{-1/2}$. This implies that the grid is really smaller than the wavelength, certainly a necessary condition for the approximation to work. The situation simplifies a bit since we have the explicit form of the eigenfunctions at our disposal. For example on \mathbb{T} , the eigenfunctions associated to the eigenvalues $2210\pi^2$ with the highest oscillation frequency are $\sin(\pi x)\sin(47\pi y)$ and $\sin(\pi y)\sin(47\pi x)$. This implies that a 150×150 grid certainly satisfies the rule of thumb. We additionally checked the stability of the method by performing iterative refinements on larger grids and comparing the results to ensure sufficient stability.

5.1.3. *Topological method.* The topological method uses the concept of *persistent homology* and is a standard method in computational topology. We refer to the book of Edelsbrunner & Harer [20] for further details. We evaluate the function again on a finite number of points (not necessarily a regular grid), which we extend to a simplicial complex. We then compute the lower (upper) star filtration of this complex and use it to compute the 0 -th *extended persistence diagram* of f . This diagram describes the evolution of the 0 -dimensional homology of the sequence of sub- and superlevel sets of f from which we can read off the number of extrema. While this method is more involved and computationally more expensive, its main advantage lies in the various stability results of persistent topology [11, 12, 20] which formally ensure that this method indeed detects all relevant extrema of f on any scale. We used a standard implementation of the persistence algorithm to confirm the results of the local algorithm.

5.2. **Discrepancy.** The purpose of this section is to describe various technical details regarding the results presented in Section 4.3. One common necessity is that in our construction of random Laplacian eigenfunctions it is not a priori clear how many local extrema one can expect; however, due to the underlying universality phenomenon, it was rather easy to pick the right k such that the k -th eigenfunction will have 'on average' the desired number of local extrema (indeed, this is how we discovered the universal behavior for the number of local extrema).

5.2.1. *Computation.* For the computation of the discrepancy we use a recent implementation of the Dobkin-Eppstein-Mitchell algorithm [19] by Magnus Wahlström [33], which is freely available online. This algorithm computes the star discrepancy exactly; for details on the implementation and a fast randomized algorithm for the approximation of the star discrepancy of large multi-dimensional point sets we refer to [17].

5.2.2. *Random graphs.* We used a $n \times n$ grid graph, where $n = 120$ for eigenfunctions containing up to 200 extrema and $n = 170$ for higher accuracy in the final case. Furthermore, we always added 10 edges (in the first three cases) and 50 random edges (in the final case), respectively, between edges chosen fully at random (the precise number of edges added seemed to have very little impact on the overall results). We then looked for the k such that the k th eigenfunction has, on average, the desired number of local extrema: on the 170×170 graph, this was, for example, the 1050th eigenfunction. However, the results seem very stable and it does not seem to have a big effect whether one chooses the 1050th eigenfunction or, say, the 1037th. Since we are again computing Neumann solutions with the usual boundary phenomena, we again did an intersection of the points with the fixed box $[0.05, 0.95]^2$ followed by the appropriate rescaling.

5.2.3. *Random combinations on the torus.* The problem that arose here is that, at least for small eigenvalues, not many of them have high multiplicity; it is thus not always possible to produce random combinations having on average the desired number of local extrema. Our choice was as follows.

eigenvalue	dim(eigenspace)	expected number of local extrema
$125\pi^2$	4	~ 55
$221\pi^2$	4	~ 100
$481\pi^2$	4	~ 220
$1105\pi^2$	8	~ 500

In particular, it should be noted that in the following comparison in the cases of 50 and 200 points, the point sets arising as local extrema will have 10% more points than the sets used for benchmark (which, however, will change the resulting data by less than 10% due to superlinear scaling).

5.2.4. *Deterministic sets.* The standard grid, the randomly shifted grid as well as fully random points require no further explanation; regarding parameters, the grid was computed with $m = 7, 10, 15, 23$ to generate point sets with m^2 many points ($m = 15$ was chosen instead of $m = 14$ to compensate for the corresponding effect on the torus). Similarly, the same numbers were used as basis for the generation of corresponding Hammersley point sets of the same size.

Acknowledgment. The authors thank Olga Symonova and Michael Kerber for sharing their implementation of the persistence algorithm. F.P. was supported by the Graduate School of IST Austria. S.S. was partially supported by SFB 1060 of the DFG.

REFERENCES

- [1] N. Anantharaman, Entropy and the localization of eigenfunctions, *Ann. of Math. (2)* **168** (2008), no. 2, 435–475.
- [2] R. Aurich, A. Bäcker, R. Schubert and M. Taglieber, Maximum norms of chaotic quantum eigenstates and random waves, *Phys. D* **129** (1999), no. 1-2, 1–14.
- [3] R. Band, I. Oren and U. Smilansky, Nodal domains on graphshow to count them and why? Analysis on graphs and its applications, 5–27, Proc. Sympos. Pure Math., 77, Amer. Math. Soc., Providence, RI, 2008.
- [4] J. Beck, Probabilistic Diophantine approximation, I. Kronecker sequences, *Ann. of Math. (2)* **140** (1994), no. 1, 109–160.
- [5] G. Blum, S. Gnutzmann and U. Smilansky, Nodal domains statistics – a criterion for quantum chaos, *Phys. Rev. Lett.* **88** (2002), 114101.
- [6] E. Bogomolny and C. Schmit, Random wavefunctions and percolation, *J. Phys. A* **40** (2007), no. 47, 14033–14043.
- [7] J. Bourgain, On Pleijel’s Nodal Domain Theorem, *Int. Math. Res. Notices* (2013) doi: 10.1093/imrn/rns272
- [8] J. Bourgain, On toral eigenfunctions and the random wave model, arXiv:1303.2881
- [9] T. Colding and W. Minicozzi, Lower bounds for nodal sets of eigenfunctions. *Comm. Math. Phys.* 306 (2011), no. 3, 777–784.
- [10] F. Chung, *Spectral graph theory*, CBMS Regional Conference Series in Mathematics, 92, 1997.
- [11] D. Cohen-Steiner, H. Edelsbrunner and J. Harer, Stability of persistence diagrams, *Discrete Comput. Geom.* **37** (2007), 103–120.
- [12] D. Cohen-Steiner, H. Edelsbrunner, J. Harer and Y. Mileyko, Lipschitz functions have L_p -stable persistence, *Found. Comput. Math.* **10** (2010), 127–139.
- [13] Y. Colin de Verdière, Sur la multiplicité de la première valeur propre non nulle du laplacien, *Comment. Math. Helv.* **61** (1986), no. 2, 254–270.
- [14] B. Davies, G. Gladwell, J. Leydold and P. Stadler, Discrete nodal domain theorems, *Linear Algebra Appl.* 336 (2001), 51–60.
- [15] Y. Dekel, J. Lee and N. Linial, Eigenvectors of random graphs: nodal domains. *Random Structures Algorithms* 39 (2011), no. 1, 39–58.
- [16] J. Dick and F. Pillichshammer, *Digital Nets and Sequences*, Cambridge Univ. Press, Cambridge, England, 2010.
- [17] C. Doerr, M. Gnewuch and M. Wahlström, Calculation of Discrepancy Measures and Applications, W.W.L. Chen, A. Srivastav, G. Travaglini (Eds.), *Panorama of Discrepancy Theory*, Springer-Verlag, to appear.
- [18] M. Drmota and R. Tichy, *Sequences, discrepancies and applications*, Lecture Notes in Mathematics, 1651. Springer-Verlag, Berlin, 1997
- [19] D. P. Dobkin, D. Eppstein and D. P. Mitchell, Computing the Discrepancy with Applications to Supersampling Patterns, *ACM Trans. Graph. (TOG)* **15** (1996), no. 4, 354–376.
- [20] H. Edelsbrunner and J. Harer, *Computational topology. An introduction*, American Mathematical Society, Providence, RI, 2010. xii+241 pp.

- [21] H. Faure, Star extreme discrepancy of generalized two-dimensional Hammersley point sets, *Unif. Distrib. Theory* **3** (2008), no. 2, 45–65.
- [22] K. Konrad, Asymptotic Statistics of Nodal Domains of Quantum Chaotic Billiards in the Semiclassical Limit, Senior Thesis at Dartmouth, 2012
- [23] E. Lindenstrauss, Invariant measures and arithmetic quantum unique ergodicity, *Ann. of Math. (2)* **163** (2006), no. 1, 165–219.
- [24] M. Longuet-Higgins, The statistical analysis of a random, moving surface. *Philos. Trans. Roy. Soc. London Ser. A.* 249 (1957), 321–387.
- [25] H. Niederreiter, *Random Number Generation and Quasi-Monte Carlo Methods*, SIAM, Philadelphia, 1992.
- [26] W. Schmidt, Irregularities of distribution, VII, *Acta Arith.* **21** (1972), 45–50.
- [27] A. Singer, From graph to manifold Laplacian: the convergence rate, *Appl. Comput. Harmon. Anal.* **21** (2006), no. 1, 128–134.
- [28] U. Smilansky, Discrete graphs - a paradigm model for quantum chaos, *Séminaire Poincaré XIV* (2010) 89 - 114.
Uzy Smilansky
- [29] C. Sogge and S. Zelditch, Lower bounds on the Hausdorff measure of nodal sets II. *Math. Res. Lett.* 19 (2012), no. 6, 1361–1364.
- [30] S. Steinerberger, Lower bounds on nodal sets of eigenfunctions via the heat flow, *Communications in Partial Differential Equations*, to appear.
- [31] S. Steinerberger, A Geometric Uncertainty Principle with an Application to Pleijel’s Estimate, *Annales Henri Poincaré*, to appear.
- [32] J. A. Toth and I. Wigman, Counting open nodal lines of random waves on planar domains, *IMRN* (2009), 3337–3365
- [33] M. Wahlström, Implementation of the Dobkin-Eppstein-Mitchell algorithm, [HTTPS://WWW.MPI-INF.MPG.DE/~WAHL/RR.HTML](https://www.mpi-inf.mpg.de/~wahl/rr.html)
- [34] S. T. Yau, Problem section. *Seminar on Differential Geometry*, pp. 669–706, *Ann. of Math. Stud.*, 102, Princeton Univ. Press, Princeton, N.J., 1982.