

Collisionless Weibel shocks: full formation mechanism and timing

A. Bret,^{1,2} A. Stockem,^{3,4} R. Narayan,⁵ and L.O. Silva³

¹*ETSI Industriales, Universidad de Castilla-La Mancha, 13071 Ciudad Real, Spain*

²*Instituto de Investigaciones Energéticas y Aplicaciones Industriales,
Campus Universitario de Ciudad Real, 13071 Ciudad Real, Spain.*

³*GoLP/Instituto de Plasmas e Fusão Nuclear, Instituto Superior Técnico, Universidade de Lisboa, Lisbon, Portugal*

⁴*Institut für Theoretische Physik, Lehrstuhl IV: Weltraum- und Astrophysik,
Ruhr-Universität Bochum, D-44780 Bochum, Germany*

⁵*Harvard-Smithsonian Center for Astrophysics, 60 Garden Street, MS-51 Cambridge, MA 02138, USA*

(Dated: September 13, 2021)

Collisionless shocks in plasmas play an important role in space physics (Earth’s bow shock) and astrophysics (supernova remnants, relativistic jets, gamma-ray bursts, high energy cosmic rays). While the formation of a fluid shock through the steepening of a large amplitude sound wave has been understood for long, there is currently no detailed picture of the mechanism responsible for the formation of a collisionless shock. We unravel the physical mechanism at work and show that an electromagnetic Weibel shock always forms when two relativistic collisionless, initially unmagnetized, plasma shells encounter. The predicted shock formation time is in good agreement with 2D and 3D particle-in-cell simulations of counterstreaming pair plasmas. By predicting the shock formation time, experimental setups aiming at producing such shocks can be optimised to favourable conditions.

INTRODUCTION

In a fluid shock, when the upstream flow slows down at the shock front, particles dissipate their bulk kinetic energy through collisions among one another. As a result, the width of the shock front is of the order of the collisional mean free path [1].

Earth’s bow shock in the solar wind behaves very differently. Here, the width of the shock front is about 100 km [2, 3], while the mean free path due to Coulomb collisions is a million times larger, of order the Sun-Earth distance [4]. Earth’s bow shock and others like it are labelled “collisionless”, since they develop in media where the collisional mean free path is much larger than the size of the system. Collisionless shocks are ubiquitous in astrophysical environments and have the ability to accelerate particles to high energies with power-law distributions [5–9]. Because of their likely role in generating high energy cosmic rays and non-thermal radiation from sources like supernova remnants, relativistic jets and gamma ray bursts [10, 11], collisionless shocks are currently the object of active research.

The theoretical foundations of collisionless shocks in plasmas date back to the pioneering work of Sagdeev in the 1960’s [12]. More recently, kinetic computer simulations could capture their formation from the ab-initio collision of two plasma shells [13–16]. However, while fluid shock formation was understood long ago, e.g., through the steepening of a large amplitude sound wave [1], collisionless shock formation still lacks a first principle understanding. The first stage of the formation, namely, the seeding of electromagnetic instabilities, has been investigated in detail [15, 17, 18]. But the subsequent stage of energy dissipation is still not yet understood, despite

the tremendous insights provided by numerical simulations. Filling this gap would be relevant not only from the purely theoretical point of view, but it could be beneficial for optimising the experimental conditions for producing these shocks in the laboratory [19–24].

Typically, in these experiments, two counterstreaming beams are generated by the irradiation of two opposing solid targets with a high-intensity laser pulse. This will give rise to ion-driven Weibel instability; the self-generated electromagnetic fields are probed, e.g., with ultrafast proton radiography techniques. The challenge with driving these shocks in the laboratory is achieving a forward directed beam rather than an isotropic heating of the target particles. The latter can give rise to so-called electrostatic shocks, showing a notable potential jump at the shock front, while Weibel-mediated shocks do not exhibit such jump [25]. An accurate understanding of the generation of both kinds of shocks is currently under scrutiny, and it seems that electrostatic shocks develop rather in non relativistic settings, whereas Weibel shocks involve relativistic velocities [25]. Our interest here is on the relativistic Weibel shock.

In this article, the shock formation process is investigated in an idealized approach, for the collision of two initially unmagnetized symmetric cold pair plasmas. This reduces the number of free parameters, with the upstream Lorentz factor as the only free parameter. As the shells overlap, the counter-streaming plasma system formed in the overlapping region turns unstable. An analysis of the unstable spectrum for the system considered here shows the current-filamentation (Weibel-type) instability [26–28] is the fastest growing one [29]. The instability picks up on the spontaneous magnetic fluctuations and amplifies them up to the level where it saturates. Knowing the growth rate, together with the

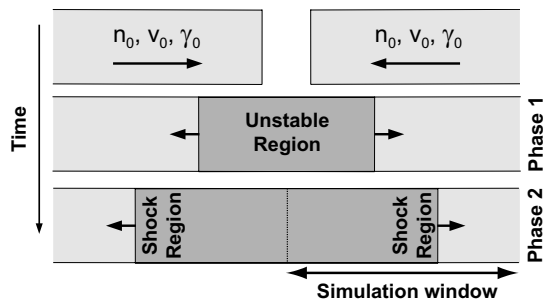


FIG. 1. Phases in the formation of a collisionless shock. Top: Two identical pair plasma shells approach each other. Middle (Phase 1): After the shells interpenetrate, the overlapping region turns unstable and the instability saturates. Bottom (Phase 2): Two shocks form near the border of each shell.

level of fluctuations and the field at saturation, it is possible to derive an expression for the saturation time, $\tau_s \propto (\ln \gamma_0)/\delta$ [Eq. (2) below] with upstream Lorentz factor γ_0 and growth rate δ [17].

We are here concerned with the processes happening after saturation. This question is of interest because, as we show, a shock has not yet formed at $t = \tau_s$. The density jump between the upstream plasma and the unstable plasma in the overlapping region is still only a factor of 2, far short of the jump we expect in a shock. For $t > \tau_s$, other non-linear processes must step in and cause the system to form a proper shock. Our goal here is to estimate the shock formation time τ_f and to compare the theoretical prediction with numerical simulations.

SATURATION TIME AND CONDITIONS AT SATURATION

In order to study the details of the full shock formation mechanism, we consider the system pictured in Fig. 1. In the relativistic regime ($v_0 \sim c$), the Weibel instability dominates in the overlapping region [29, 30] and has a growth rate [31, 32]

$$\delta = \omega_p \sqrt{\frac{2}{\gamma_0}}, \quad (1)$$

where the plasma frequency ω_p is given by $\omega_p^2 = 4\pi n_0 q^2/m$, with q and m being the electron/positron charge and mass respectively. For $1 \ll \gamma_0 \ll \mu \equiv mc^2/k_B T$, the instability becomes non-linear and saturates at a time given by [17]

$$\tau_s = \frac{1}{2\delta} \ln \left[\frac{4}{15} \sqrt{\frac{6}{\pi}} n_0 \left(\frac{c}{\omega_p} \right)^3 \sqrt{\gamma_0 \mu} \right] \equiv \frac{1}{2\delta} \ln \Pi. \quad (2)$$

At saturation, the perturbed magnetic field has an rms amplitude B_s and the perturbations have a wave vector

$\mathbf{k}_b \perp \mathbf{v}_0$ with [17, 33]

$$B_s = \sqrt{\gamma_0} \frac{mc\omega_p}{q}, \quad k_b = \frac{\omega_p}{c\sqrt{\gamma_0}}. \quad (3)$$

In general, the fluctuations seeding the instability depend on the shell history. In deriving the logarithmic factor in Eq. (2), we used the spontaneous thermal fluctuations which are present in a plasma [34, 35] even in the absence of external perturbations. The result is therefore an upper bound on the saturation time.

At the saturation time $t = \tau_s$, the instability has barely exited the linear phase, so density perturbations in the overlapping shells are still small. As a consequence, the density of the overlapping region is just twice that of the individual shells. This is confirmed in particle-in-cell (PIC) simulations which we now describe.

We simulate only half the system, replacing the other half by means of a reflecting wall at the mid-point of the full symmetric system (Fig. 2). In the simulations, the pair flow propagates towards the wall with a relativistic Lorentz factor γ_0 . The case shown in Fig. 2 corresponds to $\gamma_0 = 25$, but we have run other cases covering the range from $\gamma_0 = 10$ to 10^4 , as shown later. The plasma is initially cold with $\mu = 10^6 \gamma_0$. The two-dimensional simulation box spans a distance of $125 \sqrt{\gamma_0} c/\omega_p$ along the propagation direction (x_1) and $5 \sqrt{\gamma_0} c/\omega_p$ perpendicular to the flow (x_2), with a spatial resolution of $\Delta x_1 = \Delta x_2 = 0.05 \sqrt{\gamma_0} c/\omega_p$. The number of particles per cell is 18 and the temporal resolution is $\Delta t = \Delta x_1/2$.

For the particular simulation shown in Fig. 2 ($\gamma_0 = 25$), the saturation time $\tau_s = 44\omega_p^{-1}$. The solid black line shows the numerical density profile at this time. We see that the density jump at the shock is almost exactly a factor of 2, and that there are practically no fluctuations in the integrated density. This is consistent with the fact that at $t = \tau_s$ the fluctuations due to the Weibel instability are just going non-linear. In contrast, the density jump we expect for a fully formed 2D shock is a factor of 3 [Eq. (6)]. Clearly, there must be a period of time beyond $t = \tau_s$ when non-linear processes cause the system to evolve further until, at some time $\tau_f > \tau_s$, a proper shock with the correct jump conditions is formed (Phase 2, bottom panel, in Fig. 1). We are interested in estimating τ_f .

PENETRATION LENGTH AND SHOCK FORMATION

Up to time $t = \tau_s$, incoming particles travel in nearly straight lines and are hardly deflected at all, because the perturbations are still in the linear stage and therefore small. This is confirmed in Fig. 2 which shows trajectories of four selected particles in the $x_1 - p_1$ plane. Right until $t = \tau_s = 44\omega_p^{-1}$, the particle momenta p_1 remain practically constant (except for a reversal of the sign of

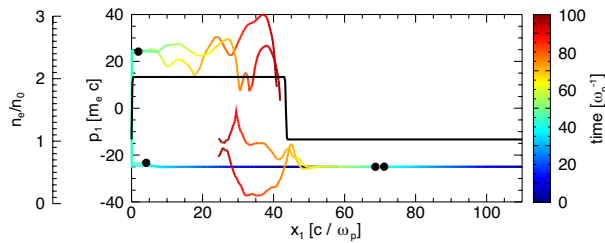


FIG. 2. (Color Online) Results from 2D PIC simulations for colliding cold plasma shells with $\gamma_0 = 25$. Compared to Fig. 1, the simulation includes only the right half of the system, the left half being replaced by a reflecting wall at $x_1 = 0$. The x_2 -integrated density at the saturation time $t = \tau_s = 44\omega_p^{-1}$ is shown by the thick black curve, with the vertical scale indicated by the axis n_e/n_0 on the far left. Note that the density jump at the front of the overlapping region is only a factor of 2. The colored curves show the positions x_1 and momenta p_1 as a function of time for four particles, with the vertical scale indicated by the axis $p_1 [m_e c]$. The color code along the trajectories indicates time from $t = 0$ (deep blue) up to $100\omega_p^{-1}$ (deep red), with $t = \tau_s$ corresponding to the transition from light-blue to light-green (black dots). Note that for $t < \tau_s$, all the trajectories are straight lines with a nearly constant $p_1 \sim -25m_e c$ (corresponding to $\gamma_0 = 25$). For $t > \tau_s$, particles are decelerated and trapped by the magnetic field generated in the central region by the Weibel instability. As a result, particle trajectories in $x_1 - p_1$ space begin to wander (note especially the orange and red segments). The trapped plasma causes the density in the overlapping region to grow, leading to the formation of a shock at time $\tau_f \sim 2\tau_s = 88\omega_p^{-1}$.

p_1 for two particles which are reflected at the wall). One consequence of the nearly free-streaming flow of the two shells is that, at $t = \tau_s$, the half-length of the overlapping region is simply (setting $v_0 = c$)

$$L = c\tau_s = \frac{\ln \Pi}{2\sqrt{2}} \frac{1}{k_b}. \quad (4)$$

At $t = \tau_s$, the overlapping region is filled with a fluctuating magnetic field with strength and coherence scale given by Eqs. (3). This field is now strong enough to cause significant deflections in the trajectories of particles entering the overlapping zone. The Larmor radius of an incoming particle of Lorentz factor γ_0 in a uniform magnetic field B_s is

$$r_L = \frac{\gamma_0 m c^2}{q B_s} = \frac{c\sqrt{\gamma_0}}{\omega_p} = \frac{1}{k_b}. \quad (5)$$

Since r_L is of the order of the coherence length $1/k_b$ of the fluctuating field, the mean free path of the particle, or the isotropization length, is also of the same order. Furthermore, this length is shorter than the half-length L of the overlapping region as long as $\ln \Pi > 2\sqrt{2}$, a condition that is always satisfied for cold colliding plasmas.

The net consequence of the above statements is that, for $t > \tau_s$, the incoming plasma shells no longer travel freely through each other but are stopped and trapped in the overlapping region. This causes the density to increase, resulting in a bona fide shock.

SHOCK FORMATION TIME

The adiabatic index of a 2D relativistic fluid is $\Gamma = 3/2$. Correspondingly, the expected density ratio across a 2D relativistic shock is [36, 37],

$$\frac{n_d}{n_0} = 1 + \frac{\gamma_0 + 1}{\gamma_0(\Gamma - 1)} \sim 3 \quad (\text{in 2D}), \quad (6)$$

where n_d is the downstream density. Thus, between the saturation time τ_s and the shock formation time τ_f , the density in the central region needs to increase from $2n_0$ to $3n_0$. Now, the size of the overlapping region will not increase much during this period because incoming plasma is completely stopped and the back-reaction due to the pressure in the overlapping region is insufficient to balance the ram pressure of the incoming plasma. We can thus assume that the overlapping region remains at roughly the same size L until $t = \tau_f$.

Since it took a time τ_s for the density of the central region of size L to increase from n_0 to $2n_0$, therefore, it should take an additional time of τ_s to build the density up to the $3n_0$ required for the shock. Thus, we estimate the shock formation time τ_f to be given by

$$2D: \quad \tau_f = 2\tau_s = \frac{1}{\delta} \ln \Pi. \quad (7)$$

As a check of the above prediction, we measured the shock formation time in a number of simulations using the method illustrated in Fig. 3: we plot the transversely averaged density in the simulation box as a function of time along the horizontal axis and position along the vertical axis. The shock front appears clearly as the boundary of the triangle of large densities in the lower right corner of the plot. The slope of the hypotenuse, shown by the dashed line, gives the speed of the shock front. The intersection of the dashed line with the time axis corresponds to the shock formation time $\tau_f \sim 85 - 90\omega_p^{-1}$. As an alternative shock formation criterion, we also identified the moment when the density first reaches the expected jump. Both methods yield very similar results.

In Fig. 3, there is a thin precursor escaping ahead of the shock front with $v \sim c$. It corresponds to the dwindling remnant of the border of the rightward-moving shell. Because this narrow shell spans only a few c/ω_p , it does not interact with the upstream like a beam. Propagation is stable, preventing energy dissipation through instabilities. Instead, the energy loss occurs through the Bethe-like stopping process [38, 39], several orders of magnitudes slower than the Weibel instability which is the primary cause of the shock [40]. The precursor cruises ahead

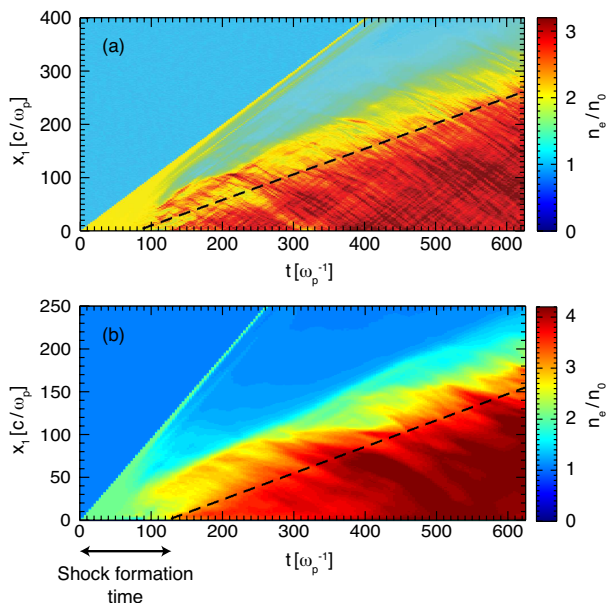


FIG. 3. (Color Online) Determination of the shock formation time for $\gamma_0 = 25$ for 2D (a) and 3D PIC simulations (b). Color indicates the density of the plasma (in units of n_0) as a function of time along the horizontal axis and position along the vertical axis. The dashed line delineates the boundary of the shocked plasma. The shock formation time is defined by the intersection of this line with the horizontal axis.

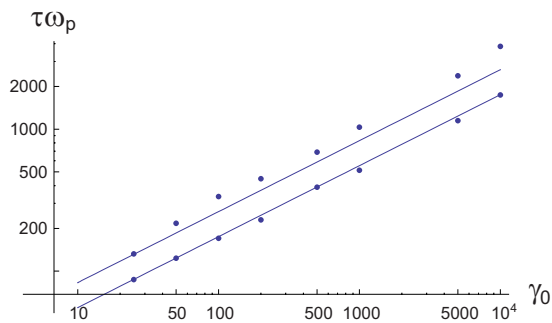


FIG. 4. Shock formation time predicted by Eq. (7) in 2D (lower line) and by Eq. (8) in 3D (upper line), vs. simulation data (lower and upper dots, respectively).

of the front and becomes quickly irrelevant to the shock formation and propagation.

In the case of a relativistic 3D system, the adiabatic index is $\Gamma = 4/3$, resulting in a density ratio in Eq. (6) of ~ 4 . Correspondingly, the shock formation time τ_f is estimated to be

$$3D : \quad \tau_f = 3\tau_s = \frac{3}{2\delta} \ln \Pi. \quad (8)$$

Fig. 4 compares the shock formation times estimated from a number of 2D and 3D simulations spanning a wide range of γ_0 from 10 to 10^4 with the theoretical predictions

$\tau_f = 2\tau_s$ (Eq. 7) for the 2D case, and $\tau_f = 3\tau_s$ (Eq. 8) for the 3D case. Simulations and theory are in good agreement.

DISCUSSION

From the present theory, the formation time of a Weibel-mediated shock can be derived. The analysis of the particle trajectories in the self-generated field shows that deviations from the forward directed motion occur only after field saturation. This will eventually lead to the energy dissipation and density accumulation in the shock front region. The time to achieve the steady-state shock compression ratio is twice the saturation time of the Weibel instability in 2D, $\tau_f = 2\tau_s$, and $\tau_f = 3\tau_s$ in 3D. The comparison with 2D and 3D particle-in-cell simulations confirms this result.

We show that a shock always forms in a symmetric system of relativistically counterstreaming cold flows. Note however that our analysis holds provided the Weibel instability governs the unstable spectrum, which implies in turn $\gamma_0 > \sqrt{3/2}$, namely $\beta > 1/\sqrt{3}$ [17]. It is expected that the shortest shock formation time is present at the maximum for the growth rate at $\gamma_0 = \sqrt{3}$ [29], which we plan to investigate in a fully relativistic approach in a following project.

The scenario exposed here is robust enough to be generalized to electron/ion plasma shocks which are currently under experimental scrutiny [19, 21, 22, 25]. Here, electronic instabilities grow and saturate first on their proper time scale. The counter-streaming protons then propagate through the isotropized hot electrons and turn unstable. Though the electron heating mechanism is yet to be fully understood [41], the filamentation instability of the proton beams should be dominant [42, 43] and reaches its maximum also for $\gamma_0 = \sqrt{3}$. Magnetic turbulence in the overlapping region will follow, resulting in the formation of a shock provided conditions similar to the present ones are fulfilled.

Noteworthy, the choice of the reflecting wall technique forbids investigating collisions of plasma shells with different densities, compositions, or temperatures. Our present goal was to investigate the simplest possible system, in order to be able to put our formation scenario to the most accurate analytical test. Simulations of the full setup, without mirror, were performed where the same results have been obtained. The reflecting mirror has been used in order to save simulation time (factor 1/2) for the parameter study. Future works clearly contemplate studying asymmetric collisions, where the reflecting wall technique will be impossible to use.

ACKNOWLEDGMENTS

This work was supported by the European Research Council (ERC-2010-AdG Grant 267841) and FCT (Portugal) Grant Nos. PTDC/FIS/111720/2009 and SFRH/BD/38952/2007. We acknowledge PRACE for providing access to resource SuperMUC based in Germany at the Leibniz research center. Thanks are due to Martin Lemoine, Laurent Gremillet and Charles Ruyer for enriching discussions.

-
- [1] Y. B. Zel'dovich and Y. P. Raizer, *Physics of shock waves and high-temperature hydrodynamic phenomena*, edited by W. D. Hayes and R. F. Probstein (Dover Publications, 2002) pp. xxvii, 916 p.
- [2] S. D. Bale, F. S. Mozer, and T. S. Horbury, *Phys. Rev. Lett.* **91**, 265004 (2003).
- [3] S. J. Schwartz, E. Henley, J. Mitchell, and V. Krasnoselskikh, *Phys. Rev. Lett.* **107**, 215002 (2011).
- [4] J. C. Kasper, A. J. Lazarus, and S. P. Gary, *Phys. Rev. Lett.* **101**, 261103 (2008).
- [5] R. Blandford and J. Ostriker, *Astrophysical Journal* **221**, L29 (1978).
- [6] A. R. Bell, *Mon. Not. R. Astron. Soc* **182**, 147 (1978).
- [7] A. R. Bell, *Mon. Not. R. Astron. Soc* **182**, 443 (1978).
- [8] A. Spitkovsky, *Astrophys. J. Lett.* **682**, L5 (2008).
- [9] S. F. Martins, R. A. Fonseca, L. O. Silva, and W. B. Mori, *Astrophysical Journal Letters* **695**, L189 (2009).
- [10] R. Blandford and D. Eichler, *Phys. Rep.* **154**, 1 (1987).
- [11] T. Piran, *Rev. Mod. Phys.* **76**, 1143 (2004).
- [12] R. Z. Sagdeev, *Reviews of Plasma Physics* **4**, 23 (1966).
- [13] A. Spitkovsky, in *Astrophysical Sources of High Energy Particles and Radiation*, American Institute of Physics Conference Series, Vol. 801, edited by T. Bulik, B. Rudak, and G. Madejski (2005) pp. 345–350, arXiv:astro-ph/0603211.
- [14] T. N. Kato, *The Astrophysical Journal* **668**, 974 (2007).
- [15] P. Chang, A. Spitkovsky, and J. Arons, *The Astrophysical Journal* **674**, 378 (2008).
- [16] L. O. Silva, R. A. Fonseca, J. W. Tonge, J. M. Dawson, W. B. Mori, and M. V. Medvedev, *Astrophys. J.* **596**, L121 (2003).
- [17] A. Bret, A. Stockem, F. Fiúza, C. Ruyer, L. Gremillet, R. Narayan, and L. O. Silva, *Physics of Plasmas* **20**, 042102 (2013).
- [18] M. V. Medvedev and A. Loeb, *Astrophys. J.* **526**, 697 (1999).
- [19] J. S. Ross, S. H. Glenzer, P. Amendt, R. Berger, L. Divol, N. L. Kugland, O. L. Landen, C. Plechaty, B. Remington, D. Ryutov, W. Rozmus, D. H. Froula, G. Fiksel, C. Sorce, Y. Kuramitsu, T. Morita, Y. Sakawa, H. Takabe, R. P. Drake, M. Grosskopf, C. Kuranz, G. Gregori, J. Meinecke, C. D. Murphy, M. Koenig, A. Pelka, A. Rasio, T. Vinci, E. Liang, R. Presura, A. Spitkovsky, F. Miniati, and H.-S. Park, *Physics of Plasmas* **19**, 056501 (2012).
- [20] N. L. Kugland, D. D. Ryutov, P.-Y. Chang, R. P. Drake, G. Fiksel, D. H. Froula, S. H. Glenzer, G. Gregori, M. Grosskopf, M. Koenig, Y. Kuramitsu, C. Kuranz, M. C. Levy, E. Liang, J. Meinecke, F. Miniati, T. Morita, A. Pelka, C. Plechaty, R. Presura, A. Rasio, B. A. Remington, B. Reville, J. S. Ross, Y. Sakawa, A. Spitkovsky, H. Takabe, and H.-S. Park, *Nature Physics* **8**, 809 (2012).
- [21] W. Fox, G. Fiksel, A. Bhattacharjee, P.-Y. Chang, K. Germaschewski, S. X. Hu, and P. M. Nilson, *Phys. Rev. Lett.* **111**, 225002 (2013).
- [22] C. M. Huntington, F. Fiúza, J. S. Ross, A. B. Zylstra, R. P. Drake, D. H. Froula, G. Gregori, N. L. Kugland, C. C. Kuranz, M. C. Levy, C. K. Li, J. Meinecke, T. Morita, R. Petrasso, C. Plechaty, B. A. Remington, D. D. Ryutov, Y. Sakawa, A. Spitkovsky, H. Takabe, and H.-S. Park, (2013), arXiv:1310.3337.
- [23] P. Muggli, S. F. Martins, J. Vieira, and L. O. Silva, *ArXiv e-prints* (2013), arXiv:1306.4380.
- [24] G. Sarri, W. Schumaker, A. Di Piazza, M. Vargas, B. Dromey, M. E. Dieckmann, V. Chvykov, A. Maksimchuk, V. Yanovsky, Z. H. He, B. X. Hou, J. A. Nees, A. G. R. Thomas, C. H. Keitel, M. Zepf, and K. Krushelnick, *Phys. Rev. Lett.* **110**, 255002 (2013).
- [25] A. Stockem, F. Fiúza, A. Bret, R. Fonseca, and L. Silva, *Scientific Reports* **4**, 3934 (2014).
- [26] E. S. Weibel, *Phys. Rev. Lett.* **2**, 83 (1959).
- [27] B. D. Fried, *Phys. Fluids* **2**, 337 (1959).
- [28] C. Deutsch, A. Bret, M.-C. Firpo, and P. Fromy, *Phys. Rev. E* **72**, 026402 (2005).
- [29] A. Bret, L. Gremillet, and M. E. Dieckmann, *Phys. Plasmas* **17**, 120501 (2010).
- [30] A. Bret, L. Gremillet, D. Bénisti, and E. Lefebvre, *Phys. Rev. Lett.* **100**, 205008 (2008).
- [31] G. Benford, *Plasma Physics* **15**, 483 (1973).
- [32] F. Califano, R. Prandi, F. Pegoraro, and S. V. Bulanov, *Phys. Rev. E* **58**, 7837 (1998).
- [33] R. C. Davidson, D. A. Hammer, I. Haber, and C. E. Wagner, *Phys. Fluids* **15**, 317 (1972).
- [34] A. G. Sitenko, *Electromagnetic Fluctuations in Plasma* (Academic Press, New York, 1967).
- [35] C. Ruyer, L. Gremillet, D. Bénisti, and G. Bonnaud, *Phys. Plasmas* **20**, 112104 (2013).
- [36] R. D. Blandford and C. F. McKee, *Physics of Fluids* **19**, 1130 (1976).
- [37] A. Stockem, F. Fiúza, R. A. Fonseca, and L. O. Silva, *Plasma Physics and Controlled Fusion* **54**, 125004 (2012).
- [38] H. Bethe, *Annalen der Physik* **5**, 325 (1930).
- [39] J. Jackson, *Classical Electrodynamics* (Wiley, 1998).
- [40] T. Abe and K. Niu, *Journal of the Physical Society of Japan* **50**, 949 (1981).
- [41] M. Gedalin, E. Smolik, A. Spitkovsky, and M. Balikhin, *EPL (Europhysics Letters)* **97**, 35002 (2012).
- [42] A. Yalinewich and M. Gedalin, *Phys. Plasmas* **17**, 062101 (2010).
- [43] R. Shaisultanov, Y. Lyubarsky, and D. Eichler, *The Astrophysical Journal* **744**, 182 (2012).