

FORMING THE BORROMEAN RINGS OUT OF ARBITRARY POLYGONAL UNKNOTS

HUGH NELSON HOWARDS

ABSTRACT. We prove the perhaps surprising result that given any three polygonal unknots in \mathbb{R}^3 , then we may form the Borromean rings out of them through rigid motions of \mathbb{R}^3 applied to the individual components together with possible scaling of the components. We also prove that if at least two of the unknots are planar, then we do not need scaling. This is true even for a set of three polygonal unknots that are arbitrarily close to three circles, which themselves cannot be used to form the Borromean Rings.

1. INTRODUCTION

The Borromean Rings in Figure 1 appear to be made out of circles, but a result of Freedman and Skora shows that this is an optical illusion (see [5] or [7]). The Borromean Rings are a special type of Brunnian Link: a link of n components is one which is not an unlink, but for which every sublink of $n - 1$ components is an unlink. There are an infinite number of distinct Brunnian links of n components for $n \geq 3$, but the Borromean Rings are the most famous example.

Date: April 3, 2018.

1991 Mathematics Subject Classification. 57M25.

Key words and phrases. Borromean Rings, Brunnian Links, stick knots, polygonal knots.



FIGURE 1. The Borromean Rings.

This fact that the Borromean Rings cannot be formed from three circles often comes as a surprise, but then we come to the contrasting result that although it cannot be built out of circles, the Borromean Rings can be built out of certain sets of convex curves. For example, one can form it from two circles and an ellipse. Although it is only one out of an infinite number of Brunnian links of three components, it is the only one which can be built out of convex components [7]. The convexity result is, in fact a bit stronger and shows that no 4 component Brunnian link can be made out of convex components and Davis generalizes this result to 5 components in [3].

While this shows it is in some sense hard to form most Brunnian links out of certain shapes, the Borromean Rings leave some flexibility. This leads to the question of what shapes can be used to form the Borromean Rings and the following surprising conjecture of Matthew Cook at the California Institute of Technology.

Conjecture 1.1. *(Cook) Given any three unknotted simple closed curves in \mathbb{R}^3 , they can always be arranged to form the Borromean Rings unless they are all circles. [2]*

In this paper we show that any three polygonal unknots (consisting of straight edges meeting at a set of vertices) can be used to form the Borromean Rings through rigid transformations of the components in \mathbb{R}^3 together with scaling of \mathbb{R}^3 applied to the individual components. Note that since any knot can be approximated with a polygonal knot that is arbitrarily close to it, any set of three unknots comes arbitrarily close to forming the Borromean rings: even three circles which themselves cannot form the Borromean Rings.

While the first few sections prove that many sets of unknots do satisfy Cook's conjecture we conclude in the final section with a possible counterexample to Cook's conjecture.

2. THE MAIN THEOREMS

To prove our theorems we will need the following lemma about unknots and the disks they bound. Throughout the paper, K_i will bound a disk D_i and we will abuse notation by preserving the names K_i and D_i even after rigid motions or scaling of the components. When we refer to a disk or sub-disk as flat or planar, we mean that it is a subset of a flat plane.

For each polygonal unknot K_i we pick an extremal vertex (a vertex that is a global maximum with respect to some direction vector) which we will call v_i . The edges adjacent to v_i will be called e_i and f_i .

Lemma 2.1. *If v_i is a unique global maximum for an unknot K_i (with respect to some direction vector) then we may choose a disk D_i whose boundary is K_i and which also has the point v_i as its unique global maximum in the same direction.*

This lemma will certainly hold for the special case of polygonal unknots that we study in this paper, but we prove it in general.

Proof. This can be done with a standard innermost loop argument. Since there is a plane that intersects K_i in v_i and otherwise contains K_i entirely on one side of it, we can also find a sphere tangent to the plane at v_i , intersecting the knot only in v_i and which otherwise contains K_i entirely inside of it (as the radius of the spheres tangent to the plane at v_i goes to infinity, the spheres limit on the plane). Now pick an embedded disk D_i for K_i whose interior intersects S transversally in a minimal number of components. Since $K_i \cap S$ is a single point there are no arcs of intersection in $S \cap D_i$. This means all remaining intersections may be assumed to be circles. If the set of circles is nontrivial take an innermost circle on S (one of the components of $S \cap D_i$ that bounds a disk on S disjoint on its interior from $S \cap D_i$) and cut and paste D_i replacing the component of $D_i - (D_i \cap S)$ that is bounded by this circle and does not contain K_i by the corresponding subset of S . Pushing the new disk slightly off of S gives a new disk D'_i that intersects S fewer times than D_i did yielding a contradiction to the minimality assumption and showing that we may assume $D_i \cap S = v_i$. \square

Claim 2.2. *Given polygonal unknots $K_1, K_2,$ and K_3 and disks $D_1, D_2,$ and D_3 as in Lemma 2.1 there exists an $\epsilon > 0$ such that we may assume that each D_i is planar in an ϵ neighborhood of v_i (a subset of the plane containing edges e_i and f_i), but such that v_i is still the unique global maximum for D_i .*

Proof. The argument is simple. We have already shown that there is a plane that intersects D_i only in v_i . We may find a plane parallel to it that intersects D_i only in an arc. We may need an isotopy of D_i to straighten all such arcs near v_i , but K_i stays fixed. \square

Translate the three knots so that each v_i is at the origin. Let the closure of the complement of an ϵ neighborhood of $v_i \subset D_i$ be called J_i . Recall that we have just asserted above that we may assume that $D_i - J_i$ is planar since this is just a small neighborhood of v_i .

Lemma 2.3. *Given polygonal unknots $K_1, K_2,$ and $K_3,$ disks $D_1, D_2,$ and $D_3,$ and subsets $J_1, J_2,$ and J_3 as above then we may scale K_3 and D_3 up so that every point in J_3 is farther from the origin than the distance of any point in D_2 from the origin and we may then scale up K_1 and D_1 so that every point in J_1 is farther from the origin than any point in D_2 or D_3 .*

Proof. For each i , let v_i be at the origin and let r_i be the maximum distance from the origin to any point of D_i . We know by the argument above that we may pick an ϵ such that an ϵ neighborhood of the origin in \mathbb{R}^3 intersects each D_i only in a flat subset. Scale K_3 up by multiplying by the three by

three matrix λI , where $\lambda > \frac{r_2}{\epsilon}$. As mentioned earlier, we will abuse notation and call the scaled up knot and disk K_3 and D_3 . The scaling will ensure that any point on D_3 that is not in the planar portion is farther from the origin than any point in D_2 . Now scale D_1 and K_1 up similarly so that any point on D_1 that is not in its planar portion is farther from the origin than any point in D_2 or D_3 .

□

Corollary 2.4. *We may scale the knots and disks so that if each v_i is sufficiently close to the origin then D_2 can only intersect the planar portion of $D_3 \cup D_1$ and such that $D_3 \cap D_1$ is contained in the planar portion of D_1 .*

We now state the two main theorems of the paper.

Theorem 2.5. *Let K_1 , K_2 , and K_3 be three polygonal unknots, then we may form the Borromean rings out of them through rigid motions of \mathbb{R}^3 applied to the individual components together with scaling of the components.*

Theorem 2.6. *Let K_1 , K_2 , and K_3 be three polygonal unknots, at least two of which are planar, then we may form the Borromean rings out of them through rigid motions of \mathbb{R}^3 applied to the individual components.*

The scaling of Lemma 2.3 and Corollary 2.4 is the only scaling necessary in the proof of Theorem 2.5 and no scaling is necessary in the proof of Theorem 2.6. Not using Lemma 2.3 or Corollary 2.4 in Theorem 2.6 is the only difference between the two proofs.

Proof of Theorems 2.5 and 2.6: The two proofs are nearly identical, so it will be easy to prove both at the same time. We start by arguing that we may use rigid transformations of \mathbb{R}^3 to position K_1 , K_2 , and K_3 as they appear in Figure 2 and then use a translation to arrive at Figure 3. In the case where two of the components are planar, let them without loss of generality, be K_1 and K_3 .

We initially position v_1 , v_2 , and v_3 at the origin. To be specific, for K_1 place e_1 in the xy -plane so that v_1 is at the origin and e_1 lies on the (negative) y -axis. Fixing this edge rotate K_1 until f_1 lies in the xy -plane and has positive values for x -coordinates aside from at the point v_1 which has x coordinate 0.

We will arrange K_2 and K_3 so that e_2 , f_2 , e_3 , and f_3 all contain the origin, and are all coplanar in a plane P that contains the y axis, such as the xz -plane. This requires a little work since we also care about the intersections of the D_i 's.

Place K_2 so that v_2 is a global maximum for K_2 with respect to z , and lies at the origin. Rotate it around the z axis so that P_2 , the plane containing e_2 and f_2 contains the y axis. v_2 , of course, remains a global maximum.

Place K_3 so that v_3 is a global minimum for K_3 with respect to z , and lies at the origin. Rotate it around the z axis so that P_3 , the plane containing e_3 and f_3 contains the y axis.

FORMING THE BORROMEAN RINGS OUT OF ARBITRARY POLYGONAL UNKNOTS

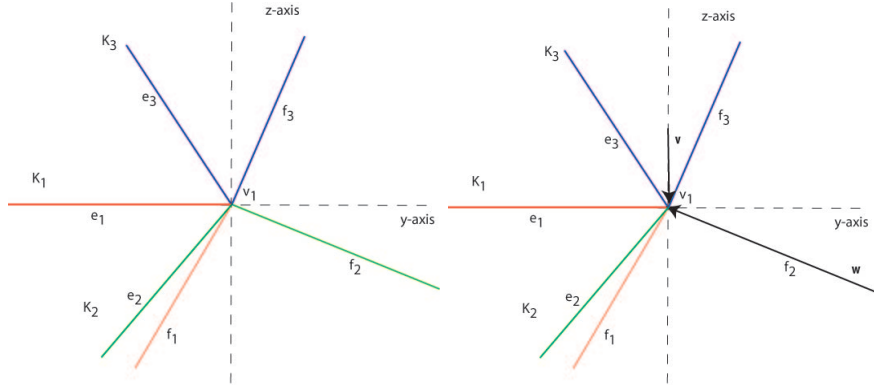


FIGURE 2. The Knots are initially moved so they have an extremal vertex at the origin. $\{e_1, f_1\} \subset K_1$ lie in the xy -plane, $\{e_2, f_2\} \subset K_2$ and $\{e_3, f_3\} \subset K_3$ lie in a plane P containing the y axis. On the right we see a vector \vec{w} with its head at v_2 and its tail at the other vertex of f_2 and we see the vector \vec{v} with its head at v_3 at the origin and its tail between e_3 and f_3 .

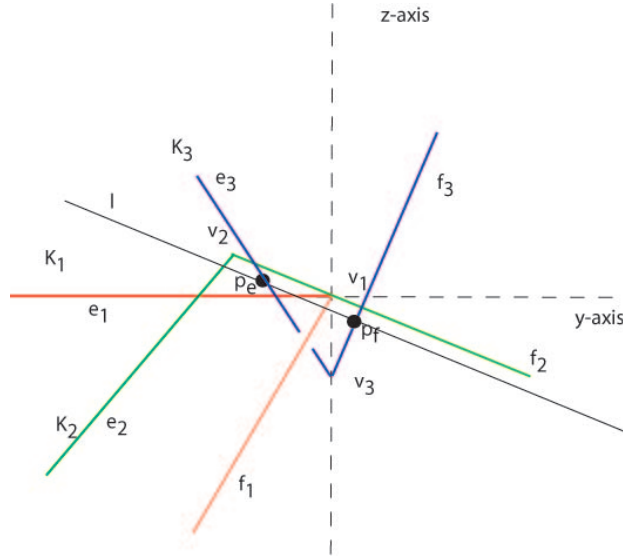


FIGURE 3. We shift K_2 slightly in the direction of the vector \vec{w} and K_3 slightly in the direction of \vec{v} .

If we may choose $P_2 = P_3$ while preserving the above properties, we do so. If not, and P_3 is steeper than P_2 rotate them around the z axis so that the upper half plane of each P_i (the portion above the xy -plane) has non-positive x -coordinates. If P_2 is steeper than P_3 rotate them so that the upper half plane of each P_i has non-negative x -coordinates. v_2 and v_3 remain extremum for K_2 and K_3 respectively and each P_i still contains the y -axis.

If two of the knots are planar, recall that we chose them to be K_1 and K_3 . Since D_3 is a flat disk totally contained in P_3 , and neither D_1 nor D_2 have points with positive z coordinates, we may rotate K_3 , D_3 , and P_3 around the y axis until $P_3 = P_2$ without introducing any new intersections of the disks. If the knots are not planar then we now apply Lemma 2.3 to scale the knots.

Now a rotation of K_3 , D_3 , and P_3 around the y -axis through the acute angle between P_2 and P_3 keeps v_3 at the origin and preserves the properties of Corollary 2.4. We have set up the planes so that no matter whether the upper half plane of P_3 was above or below the upper half-plane of P_2 , the rotation goes in the same direction. It is a clockwise rotation around the y -axis if looking towards the origin from a point on the positive y -axis. Equivalently a point of the form (x, y, z) with $z > 0$ will see its x coordinate decrease as a result of the rotation.

As we rotate P_3 around the y -axis onto P_2 , the total rotation is less than 90 degrees and any points other than v_3 where D_3 now intersects the xy -plane have negative x values since they all had positive z values before the rotation. Thus they are disjoint from the planar portion of D_1 , which had only non-negative x values. We have, of course, asserted that this is the only portion of D_1 which D_3 can intersect. Similarly by Corollary 2.4 the only points of D_3 that could intersect D_2 are in the planar portion of D_3 and aside from v_3 this remains above the xy -plane. Since D_2 is strictly below the xy -plane aside from v_2 , we know that even after the rotation the only intersection of D_2 and D_3 must be at the origin.

Thus we may now assume that $P_2 = P_3$ and we rename the new plane P . Thus $D_i \cap D_j$ is the origin for $i \neq j$ and e_2, f_2, e_3 and f_3 all lie in the same plane P . Note that v_3 may no longer be a global minimum with respect to z , but this is not a problem since we now completely understand the intersection patterns of the disks.

We do not want any of e_2, f_2, e_3 and f_3 to be collinear, but by general position, this may be ensured by rotating one of the knots by ϵ around the line perpendicular to P and through the origin without creating any new intersections.

Note that $J_s \cap D_t = \text{set}$ for $s \neq t$. Since each D_s and J_t is a pair of disjoint compact sets we may find a minimum distance d from J_s to D_t over all $s \neq t$. For the rest of the paper we will make sure that no D_s is moved more than $d/2$ and thus this disjoint property will be preserved. *Thus from*

here on out $D_s \cap D_t$ for $s \neq t$ will only occur in the flat triangular portions of the disks that lie in an ϵ neighborhood of the origin.

We have completed the only scaling we need in the proof of Theorem 2.5 and no scaling is needed in the proof of Theorem 2.6. Otherwise the proofs of the two theorems are identical. Although P may not be the yz -plane, we will picture it in this manner in the figures since that will not impact the future arguments (we only use the fact that P exists and contains the y -axis, not the specific angle it makes with the xy -plane).

Let f_2 be the least steep edge from the collection $\{e_2, f_2, e_3, f_3\}$ (the absolute value of the slope of f_2 in P is less than the absolute value of the slopes of e_2, e_3 and f_3 in the same plane). If we chose the knots wisely from the start this is a safe assumption, but if not this may require returning to the start of the argument and relabeling of K_2 and K_3 and going through the above steps, all of which will still work fine and lead to this desired steepness result.

We now fix K_1 for the rest of the proof and move the other two knots slightly starting with K_2 .

Claim 2.7. *Given disks $\{D_1, D_2, D_3\}$ intersecting only at the origin and bounded by knots $\{K_1, K_2, K_3\}$ as above, then for any $\epsilon > 0$, let $\{J_1, J_2, J_3\}$ be equal to $\{D_1, D_2, D_3\}$ minus the portion of the D_i 's in an open ϵ ball around the origin, and given any translation of \mathbb{R}^3 acting on a given D_i or any rotation of that D_i about a fixed axis l , then there exists an ϵ' such that any translation of distance less than ϵ' leaves the J_i 's pairwise disjoint. Similarly there exists an $\alpha > 0$ such that any rotation about l of angle less than α leaves the J_i 's pairwise disjoint.*

Proof of Claim 2.7: Since $J_i \cap J_j = \text{set}$ and they are both compact, there is a positive minimal distance s between any point in J_i and J_j . Setting $\epsilon' < s$ will ensure that translating one of the disks less than ϵ' cannot create an intersection. Similarly after fixing an axis of rotation we can pick a small enough angle α such that rotating J_i will move no point of J_i more than $s/2$ completing the proof of the claim.

We may pick any $\epsilon > 0$ and be certain that no point on any disk will be moved more than ϵ for the rest of the proof. The virtue of Claim 2.7 is that we now know that during all our remaining manipulations of the disks and knots the existing components of intersection may change in size and shape (or even go away), but no new intersections will be introduced. Also all intersections will remain in an ϵ ball neighborhood of the origin and on the flat triangular pieces of the D_i 's running between e_i and f_i (i.e. the complement to J_i in D_i).

Let \vec{w} be the vector with its head at v_2 and parallel to f_2 (its tail may be thought of as lying on the other vertex of f_2) as in Figure 2. Translate K_2 by adding $\epsilon * \vec{w}$ to every point on K_2 for a sufficiently small ϵ in order to translate K_2 (and D_2) minimally up in a direction parallel to f_2 . We want to

be certain that $e_2 \cap e_1$ remains nontrivial and that no new intersections are introduced outside of a neighborhood of the origin. By Claim 2.7 choosing a sufficiently small ϵ will ensure all of these properties, as would any positive translation smaller than ϵ . Now v_2 is very close to, but above v_1 , f_2 intersects the origin (v_1), and e_2 intersects e_1 in some point other than v_1 . K_1 and K_2 look as they do in Figure 3 and we need to reposition K_3 to match the figure.

The fact that f_2 is not as steep as e_3 and f_3 ensures that both e_3 and f_3 are on the same side of the line containing f_2 in P . f_2 being less steep than e_2 and on its right in P ensures that the points of f_2 all have non-negative y -value. Let \vec{v} be a vector with its head on v_3 at the origin and its tail between e_3 and f_3 as in Figure 2. Translate K_3 by $\delta * \vec{v}$ for a small δ . This keeps e_3 and f_3 in P . Choosing a sufficiently small δ again makes sure that all changes in the intersections of the disks occur in a neighborhood of the origin, that $K_2 \cap K_3$ consists of exactly two points, $e_3 \cap f_2$ and $f_3 \cap f_2$. Finally to complete the figure pick l , a line in P parallel to f_2 , but separating f_2 from v_3 . Let $l \cap e_3$ be called p_e and let $l \cap f_3$ be called p_f . We must pick l close enough to f_2 so that p_e is above e_1 . This is easy to do since e_1 lies on the y -axis and we need only make sure that p_e has positive z -coordinate. The point $e_3 \cap f_2$ has positive z coordinate so if l is sufficiently close to f_2 then p_e will, too. On the other hand, $f_2 \cap f_3$ has negative z -coordinate, and p_f is below this point, p_f will have negative z -coordinate.

Recall that we have already established that in Figure 3 we may assume the D_i are all disjoint from the neighborhood of the origin depicted except in the obvious flat triangular sub-disks and that the D_i are disjoint from each other outside of the figure.

Now we want to put the knots and disks in general position. This process will take us from Figure 3 to Figure 6. Because general position is always easy to attain with infinitesimally small transformations we can, as mentioned earlier, pick a small number ϵ and no point of the knots or disks will move more than ϵ over the rest of the proof. This ensures that the only new intersection patterns between the disks will be the result of local changes in the current intersection patterns.

Rotate K_3 around l so that the x coordinate of v_3 decreases and so that D_3 is in general position with respect to both D_1 and D_2 (although D_1 and D_2 are still not in general position with respect to each other). Rotating by a small enough angle will ensure that no point on K_3 or D_3 moves more than ϵ . The rotation will fix p_e and p_f , will cause all the points on the same side of l as v_3 to have decreasing x coordinates and all the points of $e_3 \cup f_3$ on the other side to have increasing x coordinates. Before rotating, D_3 intersected D_1 in a single arc, a subset of e_1 running from $e_3 \cap e_1$ to v_1 , including the single point $l \cap D_1$. After the rotation $D_1 \cap D_3$ will remain an arc, $l \cap D_1$ will be one endpoint, and the arc of intersection will rotate about this point. The other end point will move away from the origin (v_1) to a point on f_1 with positive x coordinate as in Figure 7.

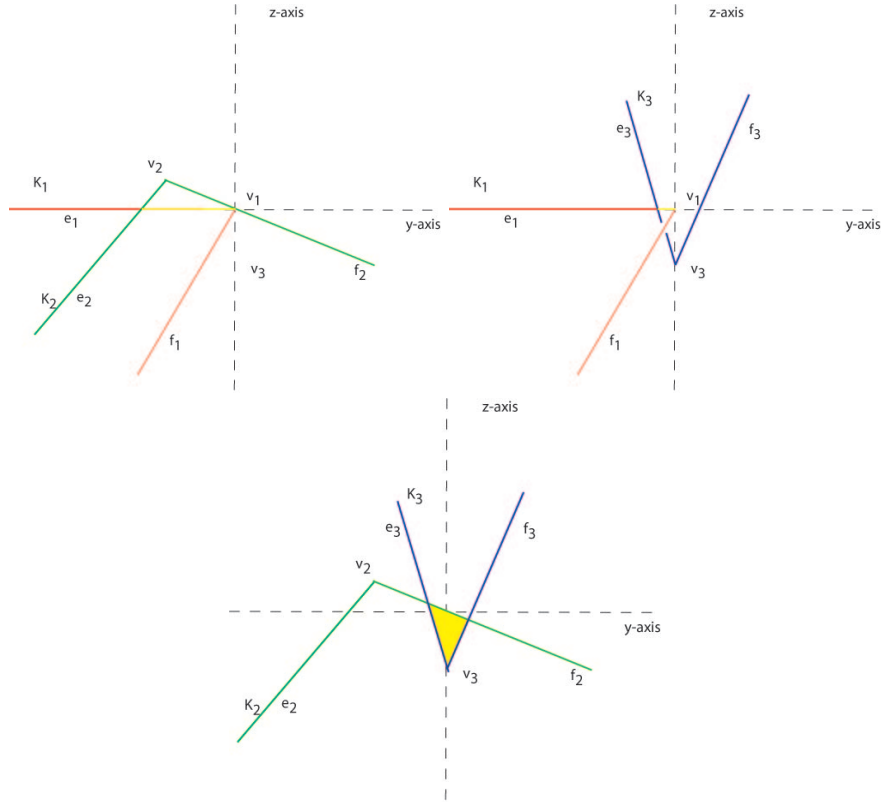


FIGURE 4. The initial intersections of the disks $D_1 \cap D_2$, $D_1 \cap D_3$, and $D_2 \cap D_3$ respectively are shown in gold. They are not yet in general position.

Before rotating D_3 , $D_2 \cap D_3$ was a triangular subset of P formed by intersecting the triangle subset of D_2 running from e_2 to f_2 and the analogous triangle on D_3 from e_3 to f_3 . The two triangles and thus the intersection contained the portion of l running from p_e to p_f . After rotating this portion of l will be the only portion of D_3 near the origin contained in P . Since we have already established that all intersections will occur near the origin this means that $D_2 \cap D_3$ is exactly the arc of l running from p_e to p_f . Now D_3 is in general position with respect to both D_1 and D_2 .

Finally we must translate K_2 and D_2 slightly so that $D_1 \cap D_2$ is in general position. This will move $D_2 \cap D_3$ infinitesimally, but since these two disks are already in general position and the move will be minimal it will not be enough to change the intersection pattern of those two topologically so for our purposes we may think of it as essentially unchanged. Before translating $D_2 \cap D_1$ is the subset of the edge e_1 running from $e_1 \cap e_2$ to $v_1 = e_1 \cap f_2$. Let \vec{u} be a vector in the xy -plane with tail at the origin (v_1) and head on the triangular portion of D_1 between e_1 and f_1 as in Figure 5. Translate K_2 by $\rho * \vec{u}$ where $|\rho * \vec{u}|$ is small enough to satisfy Claim 2.7. Since D_2 and D_3

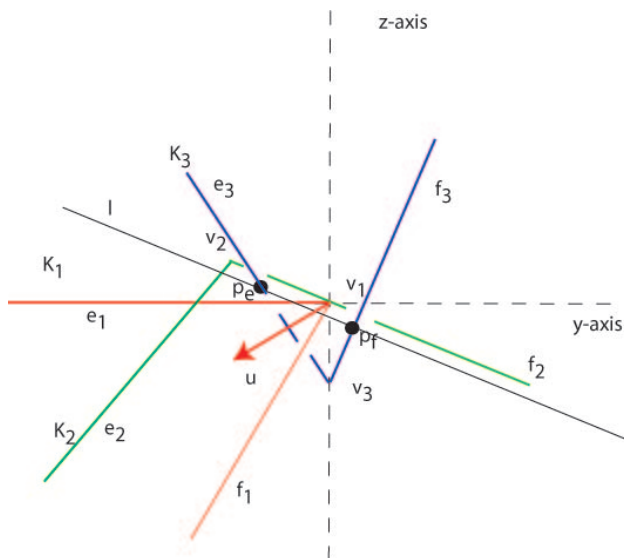


FIGURE 5. K_3 has been rotated and the Borromean rings will be formed once we translate K_2 slightly in the direction of horizontal vector \vec{u} which lies in the xy -plane with its tail at the origin and its head between e_1 and f_1 .

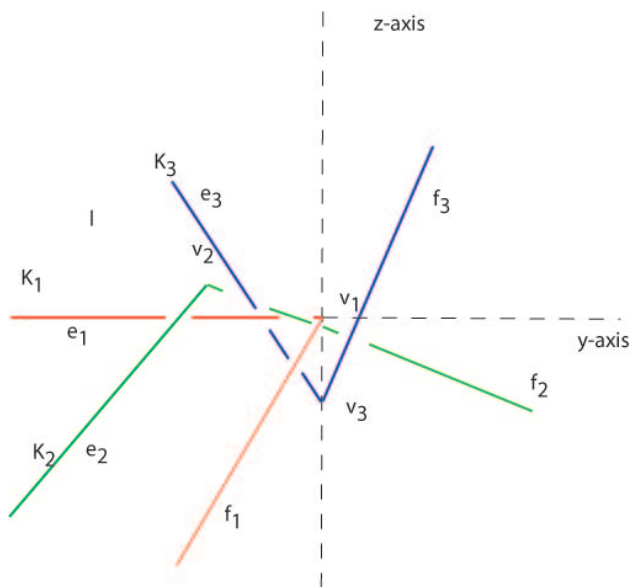


FIGURE 6. The Borromean Rings.

were in general position and our translation was minimal, $D_2 \cap D_3$ remains an arc as before (although it is no longer a subset of l). D_1 and D_2 now are in general position and $D_1 \cap D_2$ becomes an arc from $e_2 \cap D_1$ to $f_2 \cap D_1$ that is parallel to, but now disjoint from e_1 .

All the disks are now in general position and the link looks locally like Figure 6. The disks now each intersect the union of the other two in a cross as in Figure 8. It is not hard to show that this intersection pattern can only result from the Borromean Rings. See, for example, [8]. This concludes the proof of the two main theorems.

Although no set of three circles can be used to form the Borromean rings, Theorem 2.6 has the following interesting Corollary.

Corollary 2.8. *Given any three circles, C_1 , C_2 , and C_3 and any $\epsilon > 0$ there exists unknots K_1 , K_2 , and K_3 with each K_i contained in an ϵ tubular neighborhood of C_i and isotopic to C_i in that neighborhood, such that the Borromean Rings may be formed from $K_1 \cup K_2 \cup K_3$ through rigid motions of the components in \mathbb{R}^3 .*

This follows immediately by picking planar polygonal unknots arbitrarily close to each C_i . It then shows that while the Borromean Rings can't be formed out of three circles, they can in some sense come arbitrarily close to forming them.

3. CONJECTURES, OPEN QUESTIONS, AND A POSSIBLE COUNTER-EXAMPLE TO CONJECTURE 1.1

In spite of our evidence in *partial* support of Cook's conjecture, we now state a conjecture of our own that would contradict it.

Conjecture 3.1. *It is possible to find three unknotted curves, one of which is not a circle that cannot be used to form the Borromean rings. (Here scaling is not allowed.)*

Jason Cantarella suggests the following example as likely to satisfy this new conjecture (and arguably a counter-example to Cook's original conjecture). Let T , shown in Figure 9, be a torus that can be parameterized as follows:

$$x = 5.1 * \cos(\theta) + 5 * \cos(\psi) * \cos(\theta), y = 5.1 * \sin(\theta) + 5 * \cos(\psi) * \sin(\theta), z = 5 * \sin(\psi), 0 \leq \psi \leq 2 * \pi, 0 \leq \theta \leq 2 * \pi.$$

Let L consist of two circles K_1 and K_2 of radius 10 together with an unknot K_3 that is isotopic *on* T to an $(n, 1)$ torus knot, but consisting of n arcs of meridian circles outside of a small neighborhood of the origin and then short arcs on the torus connecting adjacent arcs to complete a single knot. An example of such a knot with $n = 18$ is shown in Figure 10. The knot consists of meridian curves like those in in Figure 9 away from a neighborhood of the origin. Within a neighborhood of the origin there will

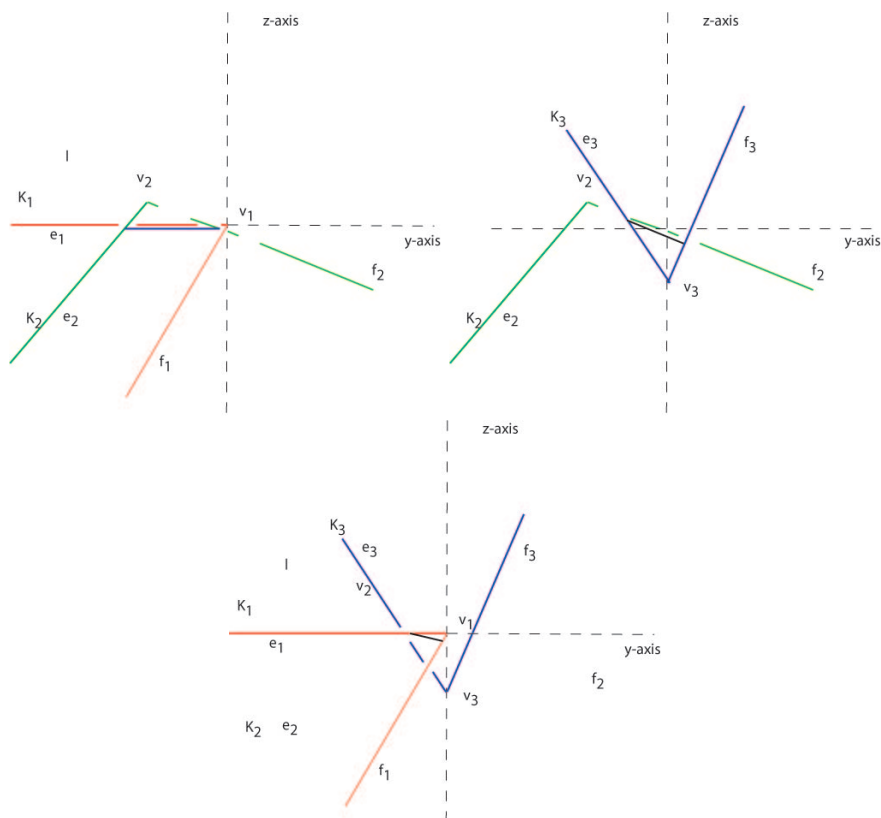


FIGURE 7. The Intersections of the disks in the final format $D_1 \cap D_2$, $D_1 \cap D_3$, and $D_2 \cap D_3$ respectively are shown in black. Note that each time the black arc has end points on one of the knots (in the top left K_1 , top right K_2 , and bottom K_3) and on the interior of the disk bounded by the other knot. If all three arcs were drawn in the same picture we would see that the top two form a cross in the xy -plane intersecting in a single point on the interior of both arcs. The third arc intersects the xy -plane they would cross in a single point on its interior, which also is the unique point where it intersects the other two arcs.

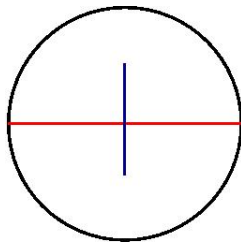


FIGURE 8. $D_r \cap (D_s \cup D_t)$ looks like the figure above for any distinct choices of $r, s, t \in \{1, 2, 3\}$. This can only happen in the case of the Borromean rings.

be short, non-circular arcs. These are in the dense central portion of the bottom picture in Figure 9.

Now because of the relatively large radii of K_1 and K_2 compared to the size of T , from their perspective the exposed portions of K_3 consist exclusively of arcs of circles. The interactions in the construction of Theorem 2.5 are local and cannot work in this situation for the same reasons it would not work with three circles. It is not as clear that the construction from Theorem 2.6, however, could not work, where scaling was allowed. If we are allowed to scale the components, then if we scale K_3 up enough, then the non-circular portions become exposed to the other knots. This, therefore, might be a counter-example to Conjecture 1.1 if scaling is not permitted, but fails to produce a counterexample if it is. The exact phrasing of Cook's conjecture is ambiguous since the word "arranged" could be interpreted to allow scaling or it could be interpreted not to, but it seems more likely to exclude scaling. It is highly possible that this nuance could be the difference between the conjecture being true or false!

It is also worth noting that while from afar Figure 10 appears to consist of arcs of circles as desired, due to the nature of computer generated images, if you truly look closely the knot pictured consists of straight segments that are very, very short. No matter how short they are, this means that two computer generated "circles," which also would consist of short straight segments, but would look like circles, together with the knot pictured would in truth be able to form the Borromean Rings without scaling by Theorem 2.6. This shows how subtle the line is between knots that can form the Borromean Rings and those that cannot.

We conclude with a few more open questions and conjectures.

Conjecture 3.2. *Any three planar curves can be used to form the Borromean rings as long as at least one is not a circle.*

Planar was convenient and was necessary at times for the proofs in [9], where it is shown that any three planar unknots (here they need not be polygonal) can always be used to form the Borromean rings through rigid

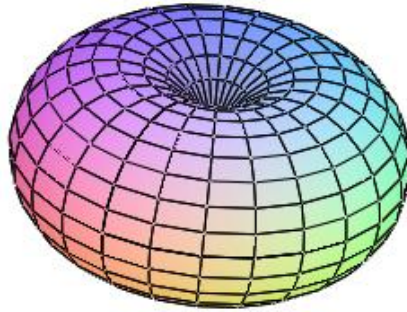


FIGURE 9. A torus.

transformations and scaling as long as one of them is not convex, but it is not clear that the theorem fails without it even if this proof does.

Question 3.3. *Can any three unknots can be used to form the Borromean rings through rigid transformations and scaling applied to the individual components as long as at least one is not a circle?*

Thanks to Jason Cantarella for the idea behind the link represented in Figure 10 and to Matt Mastin for generating the images in Figure 10.

REFERENCES CITED

- [1] H. Brunn, Über Verkettung, Sitzungsber. Bayerische Akad. Wiss., *Math. Phys. Klasse* **22** (1892) 77-99.
- [2] M. Cook, <http://paradise.caltech.edu/~cook/Workshop/Math/Borromean/Borrring.html>
- [3] R. M. Davis, *Brunnian Links of Five Components*, Master's thesis Wake Forest University, 2005.
- [4] H. E. Debrunner, Links of Brunnian type, *Duke Math. J.* **28** (1961) 17-23.
- [5] M. H. Freedman and R. K. Skora, Strange actions of groups on spheres, *J. Differential Geometry* **25** (1987) 75-98.

FORMING THE BORROMEAN RINGS OUT OF ARBITRARY POLYGONAL UNKNOTS

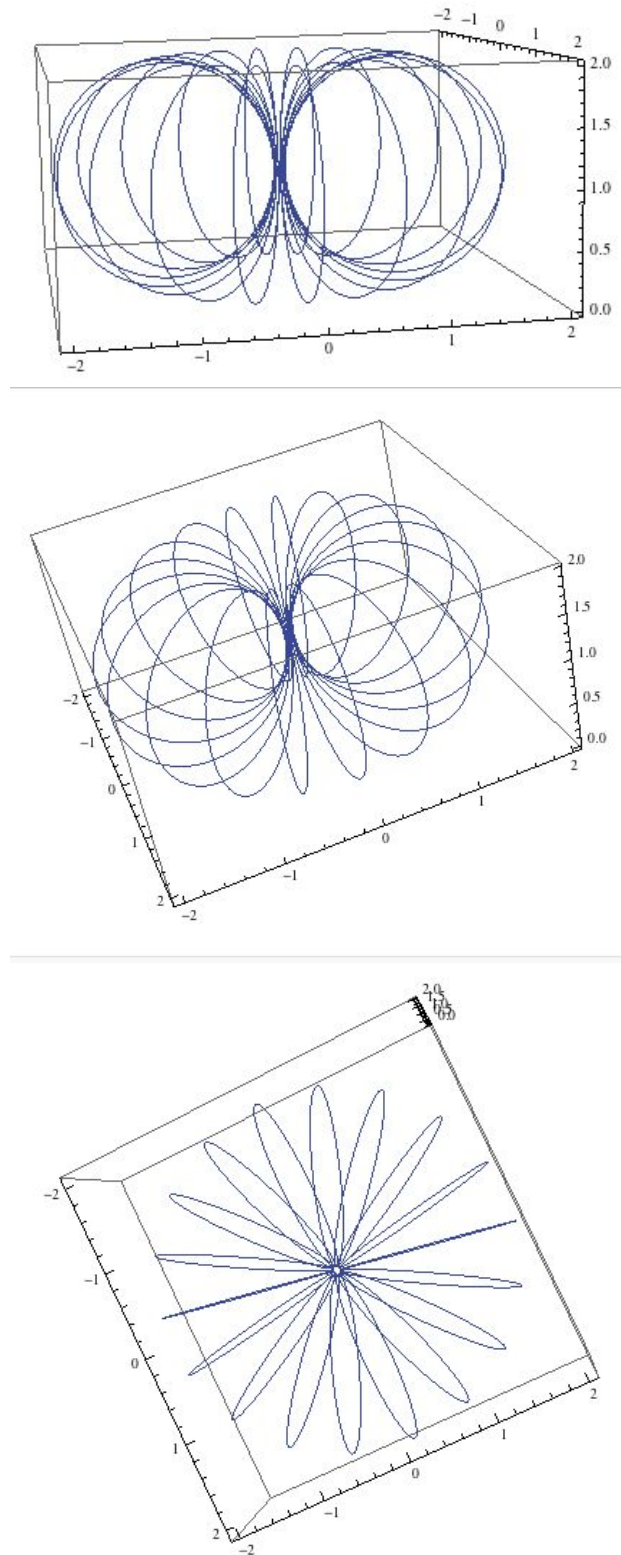


FIGURE 10. Various perspectives of an unknot embedded on a torus.

- [6] J. M. McAtee Ganatra *Knots of constant curvature*. *J. Knot Theory Ramifications* 16 (2007), no. 4, 461–470.
- [7] H. N. Howards, Convex Brunnian links, *J. Knot Theory and its Ramifications* 15 (2006), no. 9, 1131–1140.
- [8] H. N. Howards, Brunnian spheres. *Amer. Math. Monthly* 115 (2008), no. 2, 114–124.
- [9] H. N. Howards, Forming the Borromean Rings from planar curves. (Preprint).

DEPARTMENT OF MATHEMATICS, WAKE FOREST UNIVERSITY, WINSTON-SALEM, NC
27109, USA