

Skew scattering in dilute ferromagnetic alloys

Bernd Zimmermann,¹ Kristina Chadova,² Diemo Ködderitzsch,² Stefan Blügel,¹ Hubert Ebert,² Dmitry V. Fedorov,^{3,4} Nguyen H. Long,¹ Phivos Mavropoulos,¹ Ingrid Mertig,^{3,4} Yuriy Mokrousov,^{1,*} and Martin Gradhand^{5,†}

¹*Peter Grünberg Institut and Institute for Advanced Simulation, Forschungszentrum Jülich and JARA, Germany*

²*Department of Chemistry, Physical Chemistry, Ludwig-Maximilians University Munich, Germany*

³*Max Planck Institute of Microstructure Physics, Weinberg 2, 06120 Halle, Germany*

⁴*Institute of Physics, Martin Luther University Halle-Wittenberg, 06099 Halle, Germany*

⁵*H. H. Wills Physics Laboratory, University of Bristol, Bristol BS8 1TL, United Kingdom*

(Dated: November 15, 2021)

The challenging problem of skew scattering for Hall effects in dilute ferromagnetic alloys, with intertwined effects of spin-orbit coupling, magnetism and impurity scattering, is studied here from first principles. Our main aim is to identify chemical trends and work out simple rules for large skew scattering in terms of the impurity and host states at the Fermi surface, with particular emphasis on the interplay of the spin and anomalous Hall effects in one and the same system. The predicted trends are benchmarked by referring to three different *ab initio* methods based on different approximations with respect to the electronic structure and transport properties.

PACS numbers: 71.15.Rf, 72.25.Ba, 75.47.Np, 85.75.-d

The anomalous Hall effect (AHE) was discovered in 1881 [1] but kept its secrets for a very long time. It took more than 70 years to establish the spin-orbit coupling (SOC) as the driving force behind the phenomenon [2–4]. Since that time, the main stream of research was directed at identifying and understanding the various microscopic mechanisms [4–13] contributing to the total effect as observed in experiment. This work was driven by experimental [14–23] as well as theoretical [13, 24–30] progress in the decoding of the microscopic processes leading to the AHE. The established separation is along the lines of intrinsic bandstructure induced effects [2, 31, 32] and extrinsic contributions related to scattering at perturbations [5–10]. The dominance of specific mechanisms under different conditions has been under debate for decades but was recently settled on a general basis [13, 26].

Importantly, the underlying principles of the AHE are equivalent to those responsible for the spin Hall effect (SHE). Since it was realized that the SHE has the potential to drastically change the way spin currents are created in spintronic devices the AHE experienced a revival. Phenomenologically, the only difference between the two effects is the ferromagnetic order needed for the AHE, while the SHE exists also in nonmagnetic materials. In terms of practicality, the existence of a finite Hall voltage makes the AHE much easier accessible than the SHE which creates a spin imbalance only. Ultimately, the SHE and the AHE are the archetypical transport phenomena for the exploration of spin-orbit coupling where the motion of charge carriers creates transversal spin currents and vice versa. Their understanding will pave the way to related thermoelectric phenomena such as the anomalous and spin Nernst effects [33–38].

Among various contributions to the AHE and SHE of intrinsic and extrinsic origin, the *skew scattering* provides

the dominant source of transverse current in the limit of dilute alloys [13, 26]. The reason is the linear scaling of the skew-scattering driven transverse conductivity σ_{yx} with the diagonal conductivity σ_{xx} for vanishing scattering. The corresponding scaling constants, the so-called anomalous or spin Hall angles, AHA or SHA, are respectively defined as

$$\alpha_{\text{AHE}} = \sigma_{yx}/\sigma_{xx}, \quad \alpha_{\text{SHE}} = \sigma_{yx}^s/\sigma_{xx}, \quad (1)$$

where superscript s refers to the spin conductivity tensor. While it is far from trivial to access the Hall angles in experiment directly, they play a pivotal role in spintronic studies which hinge on transverse current generation via Hall effects. It is well-known that the value of the Hall angle derived in experiment will strongly depend on the material composition and preparation [22, 23]. It is thus of crucial importance to achieve material-specific theoretical understanding of the skew scattering for the purposes of engineering the desired functionalities of spintronic devices.

To this end, the first-principles assessment of skew scattering for the case of the spin Hall effect has been implemented for paramagnets only [39, 40]. In case of ferromagnets, however, the situation is far more complex owing to the subtle interplay of the magnetization with spin-orbit interaction. Moreover, the magnetism in transition-metals is normally carried by localized d and f electrons whose presence at the Fermi energy, E_F , results in complex multi-sheeted Fermi surfaces. This prohibits the analysis in terms of simple models for scattering, such as, e.g., the phase shift model [30, 41]. Nevertheless, experimentally the SHE in ferromagnets has been discussed recently [42, 43], where for the case of Ref. [42] the underlying mechanism is most likely the skew scattering in Pd(Ni) dilute alloys.

In this Letter, we explore both the AHE and SHE in di-

TABLE I: Three different first-principles approaches used for the calculations presented in this Letter. The abbreviations stand for: BE – Boltzmann equation, KSF – Kubo-Středa formula, FP – full potential, and ASA – atomic sphere approximation.

Approach	Transport description	Electronic structure	Spin-orbit coupling
Method A	BE	FP	Pauli
Method B	BE	ASA	Dirac
Method C	KSF	ASA	Dirac

lute *ferromagnetic* alloys. Using first-principles methods, we provide insights into the physics of the skew-scattering mechanism, which governs the considered phenomena in the dilute limit. For both, magnetic and nonmagnetic hosts, we analyse chemical trends to draw general conclusions. The vast range of values in the Hall angle, which we present, provides an opportunity to engineer materials according to specific requirements. So far the skew scattering for SHE in ferromagnets has not been studied from first principles, and here we demonstrate that in the considered alloys it can be rather prominent. At the same time, for given host impurity combination the SHE and AHE are intrinsically correlated showing similar overall trends and sign changes.

Owing to the complexity of the problem outlined above, we have chosen to compare and benchmark three distinct state-of-the-art first-principles approaches to arrive at sound conclusions. As we shall see, many degrees of freedom in relativistic ferromagnetic transition-metal systems can influence the results significantly, which makes the material-specific predictions for the Hall angle very delicate and sensitive to the details of the electronic structure.

The three methods used are briefly introduced below and summarized in Table I. As for the SOC, it is included within the Pauli approach in method A, while methods B and C are based on the solution of the fully-relativistic Dirac equation. Methods B and C rely on the atomic sphere approximation (ASA) in contrast to the full potential (FP) description of method A. For computing the transport properties methods A and B exploit the semiclassical picture in terms of the Boltzmann equation (BE) [39]. Considering cubic crystals and sign conventions from Ref. [44], the yx component of the conductivity tensor (anomalous Hall conductivity, AHC) is computed as

$$\sigma_{yx} = \frac{e^2}{\hbar} \frac{1}{(2\pi)^3} \int_{\text{FS}} dS \frac{v_y(\mathbf{k}) \lambda_x(\mathbf{k})}{|\mathbf{v}(\mathbf{k})|}, \quad (2)$$

where FS stands for the Fermi surface integration, $\mathbf{v}(\mathbf{k})$ and $\boldsymbol{\lambda}(\mathbf{k})$ are the group velocity and the mean free path, respectively. The latter is determined as the self-consistent solution of the integral Boltzmann equation

which takes as input the scattering matrix at a given isolated impurity in a particular host. The spin Hall conductivity σ_{yx}^s (SHC) is computed similarly, taking into account the spin polarization of electron states [39]. Method C employs the Kubo-Středa formula in combination with the coherent-potential approximation including chemical disorder to compute the conductivities [27, 40, 45]. In this approach all contributions to the Hall effect are treated on equal footing and the Hall angles are determined from Eq. (1) in the limit of vanishing impurity concentration.

As a first example we consider the prototype ferromagnet – bcc Fe – doped with $3d$ impurities from Sc to Cu. As evident from Fig. 1, where the results of the calculations for the AHA and σ_{yx} with all three methods are presented, all approaches agree not only in magnitude, but also in the general trend of the AHA and AHC with a characteristic change of sign as the impurity is varied along the $3d$ series. Noticeably, our results show that the acquired AHA does not exceed a tiny value of 0.1%, with the only exception of Fe(Sc). Furthermore, there is a difference in magnitude and even sign for V and Mn impurities, which we were able to trace back to the difference in the FP and ASA description of the electronic structure of Fe, with slightly different relative position of the Fe d -states with respect to the Fermi level. Overall, we underline that the magnitude and sign of σ_{yx} (AHC) depends drastically on the host-impurity combination and on the details of charge density screening around the impurity, which motivates the use of *ab-initio* methods for understanding the physics creating the skew scattering in transition metals [46].

Based on these results and our previous experience with paramagnetic systems [39, 47], we formulate the universal condition for strong skew scattering in spin-polarized situation: the effective SOC, defined as the difference between the SOC strength of the host and the impurity, has to be large. Based on this criterion the small magnitude of the AHA in the Fe-based systems from before can be explained by the very small effective SOC. Thus, from the point of view of the SOC strength, in order for a material to have strong skew scattering, the presence of heavy transition metals is necessary. One route to achieve this has been intensively explored in the past experimentally for the AHE [16–22] and it lies in a combination of a heavy metal host with $3d$ magnetic impurities. In the remainder of this work, we choose Pd, Pt, and Au as examples for working out a microscopic condition for strong skew scattering not only for the AHE, but simultaneously for the SHE, also present and partially experimentally explored in these materials [42, 43].

We first turn to Pt host considering all magnetic $3d$ impurities assuming ferromagnetic order with the magnetization along the $[00\bar{1}]$ -direction. This corresponds to a typical AHE measurement in an applied external magnetic field. Our results obtained with all three approaches

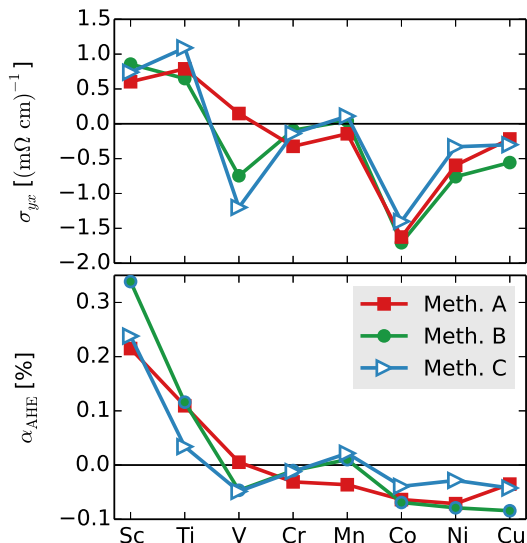


FIG. 1: Skew-scattering contribution to the anomalous Hall conductivity (upper panel) and the anomalous Hall angle (lower panel) for the ferromagnetic Fe host with 3d impurities with concentration of 1 at. %.

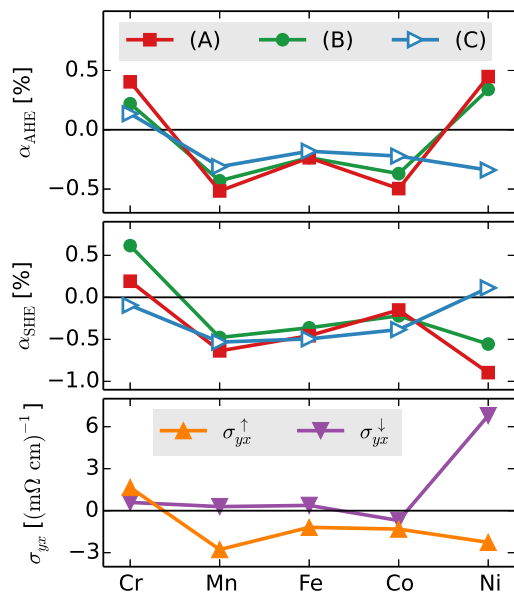


FIG. 2: Computed with three different methods skew-scattering contribution to the AHA (upper panel), the SHA (middle panel), together with spin-resolved conductivities (lower panel, method A only) in five dilute alloys based on a Pt host with an impurity concentration of 1 at. %.

for the AHA and the SHA are shown in Fig. 2. One immediately notices the large magnitude of the obtained Hall angles, which are almost an order of magnitude larger than in the respective Fe dilute alloys. Remarkably, the

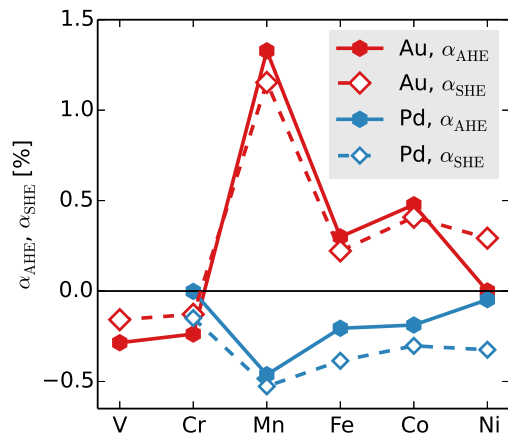


FIG. 3: Skew-scattering contribution to the AHA and SHA in alloys based on the non-magnetic Au and Pd hosts with the magnetic 3d impurities (concentration of 1 at. %) as computed with method A. The non-magnetic Au(Ni) system is presented for reference.

magnitude of the SHA is comparable to that of the AHA in these systems. Moreover, with the only exception of Ni impurities within all three approaches and Cr impurities as computed with method C, the sign of the AHA and SHA is in one-to-one correspondence. As shown in Fig. 3 we also observe a similar trend for the Au and Pd hosts with the magnetic 3d impurities from V (Cr) to Co (Ni).

To understand the obvious correlation between the SHA and AHA, we analyse the spin-resolved Hall conductivities defined as $\sigma_{yx}^{\uparrow} = (1/2)(\sigma_{yx} + \sigma_{yx}^s)$ and $\sigma_{yx}^{\downarrow} = (1/2)(\sigma_{yx} - \sigma_{yx}^s)$, which, within the two-current model, would correspond to the conductivities of the spin-up and spin-down electrons, respectively. The values of the spin-resolved conductivities computed with method A for Pt and presented in Fig. 2, point at consistent suppression of the skew-scattering for spin-down electrons in Pt doped with Cr, Mn, Fe and Co. The situation in Au and Pd (not shown) is exactly analogous to that in Pt. Thus, in the majority of considered systems the transverse current which is responsible for both AHE and SHE is almost purely spin-up polarized (in Pt(Ni) the situation is reversed).

The reason behind this can be explained based on the local densities of states (LDOS) of the host and of the impurity atoms. Taking the Pt host, for which the DOS is dominated by the d -electrons at E_F , and Mn impurity as a representative defect, we can understand the weak spin-up scattering with enhanced σ_{yx}^{\uparrow} from the fact of the similar behaviour and orbital character of the host and impurity LDOS at E_F : the spin-up Mn LDOS at E_F is also predominantly of d -character. For the spin-down Mn LDOS the d -resonance is pushed to higher energies due to the exchange splitting, leading to a more prominent

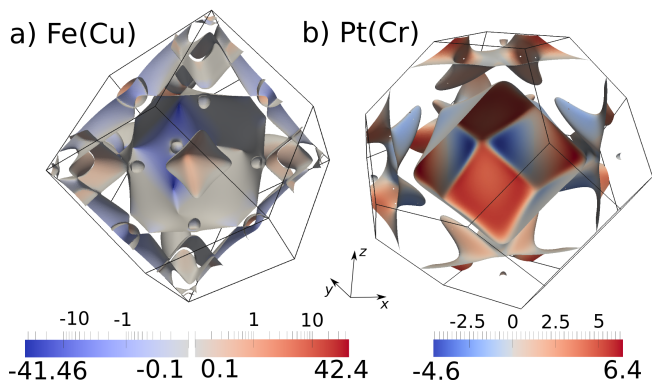


FIG. 4: Fermi surface distribution of the symmetrized AHC, $\sigma_{yx}^{\text{sym}}(\mathbf{k})$ (in units of Bohr radius) in dilute alloys (a) Fe(Cu) and (b) Pt(Cr). Note the logarithmic color scale in (a). In both cases the scale spans the full range of values for the symmetrized integrand (Eq. 3) on the Fermi surface.

s -like orbital character at E_F - hence the host and the impurity LDOS are different, and the scattering for spin-down electrons is stronger. The same behaviour exists for the spin-split conductivities in Au. This can be explained from the free-electron-like character of the states at E_F in Au, while the Mn impurity states share this character for spin-up states, a d -resonance is present for the spin-down channel at E_F . The analysis can be extended to Cr, Fe, and Co where the spin down channel is strongly suppressed as well. Although the number of minority $3d$ -states at the Fermi level is changing drastically among them, for all impurities it is significantly different to the Pt host LDOS [46]. Since the scattering is determined by the change of the electronic structure between impurity and host it leads to a suppression of the spin-down channel for all these impurities. For Ni in Pt the situation is more complicated owing to the small exchange splitting of the impurity d -states of Ni at E_F and sensitivity of scattering to their exact position. This explains the disagreement between the methods for Pt(Ni) [48], otherwise rather convincing for the other cases. Based on our analysis, we can formulate a necessary condition for an emergence of strong skew scattering for *both* the AHE and the SHE in the same material: besides large effective SOC, there has to be a strong spin asymmetry in the relative orbital composition of the host and impurity states at the Fermi energy.

To glance at the microscopics of the skew-scattering process, we examine the distribution of the AHC at the FS of two representative materials. Namely, we compute the “symmetrized” k -dependent AHC:

$$\sigma_{yx}^{\text{sym}}(\mathbf{k}) = \sum_{\mu} \frac{v_y(\mathbf{k}) \lambda_x^{\mu}(\mathbf{k}) + v_y(\mathbf{k}') \lambda_x^{\mu}(\mathbf{k}')}{2 |\mathbf{v}(\mathbf{k})|}, \quad (3)$$

where $\mathbf{k} = (k_1, k_2, k_3)$ and $\mathbf{k}' = (k_1, -k_2, k_3)$ are mirror images of each other with respect to the $y = 0$ plane. For

the nonmagnetic Pt host the sum is performed over the two degenerate bands ($\mu = '+'$ or $'-'$), whereas this degeneracy is lifted for the magnetic Fe host and the sum can be omitted. Then the AHC can be obtained from Eq. (2) where the integrand is replaced with $\sigma_{yx}^{\text{sym}}(\mathbf{k})$. The symmetrized AHC captures the asymmetry between the scattering in $+y$ and $-y$ direction, and it would vanish identically without SOC.

The distribution of σ_{yx}^{sym} over the FS of Fe and Pt is shown in Fig. 4 for the Fe(Cu) and Pt(Cr) alloys. For Fe(Cu) the contributions to the AHE peak around small FS regions where the values of the symmetrized AHC are very large. Following Fabian and Das Sarma [49], we name such regions “hot-spots”. Here, the emergence of the hot-spots is due to the effect of the weak SOC which is felt only at avoided crossings of the electronic band-structure. On the other hand, in Pt(Cr) electrons experience skew scattering of opposite sign which is evenly distributed over large parts of the FS - these are the so-called “hot areas” [50]. As opposed to Fe, here the effect comes from strongly spin-orbit coupled spin-degenerate d -states at the Fermi energy. In a material like Pt(Cr), the hot areas, when integrated over the whole FS, can provide a gigantic contribution to the AHC. In contrast, the singular behaviour in a material like Fe(Cu) will be suppressed by vanishing area of the hot spot contributing to the integrated AHC. Generally, in complex transition-metals the two types of contributions can compete and the resulting values of the AHA can display a very non-trivial behaviour as a function of the Fermi level position, in analogy to the intrinsic AHE [4]. This can in turn lead to a large contribution of skew scattering to the anomalous Nernst effect [38].

In summary, we have shown that Boltzmann and Kubo-Středa formalisms agree in their description of skew scattering contributing to the AHE and SHE in the dilute limit of ferromagnetic alloys. We point out that skew scattering is extremely sensitive to the fine details of the electronic structure which motivates the use of *ab initio* schemes for studying its properties. By looking at the chemical trends we study the interplay of the AHE and SHE in the same materials and formulate conditions for strong skew scattering in ferromagnetic alloys. These conditions are the strong effective spin-orbit coupling and the large spin asymmetry of the orbital character between impurity and host. Our work provides a necessary foundation for further material-specific studies of the skew-scattering in ferromagnets, aimed at engineering the desired properties of spin-orbit driven transverse currents, which play a key role in modern spintronics.

This work was financially supported by the DFG projects MO 1731/3-1 and SPP 1538 SpinCaT, and the HGF-YIG NG-513 project of the HGF. The Jülich group acknowledges computing time on the supercomputers at Jülich Supercomputing Center and JARA-HPC of RWTH Aachen University. Furthermore, the work was

partially supported by the Deutsche Forschungsgemeinschaft (DFG) via SFB 762. In addition, M.G. acknowledges financial support from the DFG via a research fellowship (GR3838/1-1) and the Leverhulme Trust via an Early Career Research Fellowship (ECF-2013-538). The Munich group acknowledges support by the DFG via SFB 689.

* Electronic address: y.mokrousov@fz-juelich.de

† Electronic address: m.gradhand@bristol.ac.uk

- [1] E. Hall, *Phil. Mag.* **12**, 157 (1881).
- [2] R. Karplus and J. M. Luttinger, *Phys. Rev.* **95**, 1154 (1954).
- [3] J. Smit, *Physica* **21**, 877 (1955).
- [4] N. Nagaosa, J. Sinova, S. Onoda, A. H. MacDonald, and N. P. Ong, *Rev. Mod. Phys.* **82**, 1539 (2010).
- [5] J. Smit, *Physica* **24**, 39 (1958).
- [6] N. F. Mott and H. S. W. Massey, *The theory of atomic collisions* (Clarendon Press, Oxford, 1965).
- [7] L. D. Landau and E. M. Lifshitz, *Quantum Mechanics* (Pergamon, 1965).
- [8] L. Berger, *Phys. Rev. B* **2**, 4559 (1970).
- [9] M. I. Dyakonov and V. I. Perel, *Phys. Lett. A* **35**, 459 (1971).
- [10] L. Berger, *Phys. Rev. B* **5**, 1862 (1972).
- [11] A. Crépieux and P. Bruno, *Phys. Rev. B* **64**, 014416 (2001).
- [12] J. Sinova, D. Culcer, Q. Niu, N. A. Sinitsyn, T. Jungwirth, and A. H. MacDonald, *Phys. Rev. Lett.* **92**, 126603 (2004).
- [13] N. A. Sinitsyn, *J. Phys.: Condens. Matter* **20**, 023201 (2008).
- [14] S. P. McAlister and C. M. Hurd, *Solid State Communications* **19**, 881 (1976).
- [15] S. P. McAlister and C. M. Hurd, *Phys. Rev. B* **15**, 561 (1977).
- [16] C. Hurd and S. McAlister, *Phys. Rev. B* **15**, 514 (1977).
- [17] C. Hurd, S. McAlister, and C. Couture, *J. Appl. Phys.* **50**, 7531 (1979).
- [18] A. Fert and A. Hamzić, *The Hall effect and its application* (Plenum Press - New York and London, 1980).
- [19] A. Fert, A. Friederich, and A. Hamzić, *Journal of Magnetism and Magnetic Materials* **24**, 231 (1981).
- [20] V. A. Matveyev and G. V. Fedorov, *Fiz. metal. metalloved.* **53**, 34 (1982).
- [21] P. Xiong, G. Xiao, J. Q. Wang, J. Q. Xiao, J. S. Jiang, and C. L. Chien, *Phys. Rev. Lett.* **69**, 3220 (1992).
- [22] T. Miyasato, N. Abe, T. Fujii, A. Asamitsu, S. Onoda, Y. Onose, N. Nagaosa, and Y. Tokura, *Phys. Rev. Lett.* **99**, 086602 (2007).
- [23] Y. Tian, L. Ye, and X. Jin, *Phys. Rev. Lett.* **103**, 087206 (2009).
- [24] N. A. Sinitsyn, Q. Niu, J. Sinova, and K. Nomura, *Physical Review B* **72**, 045346 (2005).
- [25] N. A. Sinitsyn, Q. Niu, and A. H. MacDonald, *Phys. Rev. B* **73**, 075318 (2006).
- [26] S. Onoda, N. Sugimoto, and N. Nagaosa, *Phys. Rev. Lett.* **97**, 126602 (2006).
- [27] S. Lowitzer, D. Ködderitzsch, and H. Ebert, *Phys. Rev. Lett.* **105**, 266604 (2010).
- [28] J. Weischenberg, F. Freimuth, J. Sinova, S. Blügel, and Y. Mokrousov, *Phys. Rev. Lett.* **107**, 106601 (2011).
- [29] P. Czaja, F. Freimuth, J. Weischenberg, S. Blügel, and Y. Mokrousov, *Phys. Rev. B* **89**, 014411 (2014).
- [30] A. Fert and P. M. Levy, *Phys. Rev. Lett.* **106**, 157208 (2011).
- [31] D. J. Thouless, M. Kohmoto, M. P. Nightingale, and M. den Nijs, *Phys. Rev. Lett.* **49**, 405 (1982).
- [32] D. Xiao, M.-c. Chang, and Q. Niu, *Reviews of Modern physics* **82**, 1959 (2010).
- [33] D. L. Bergman and V. Oganesyan, *Phys. Rev. Lett.* **104**, 066601 (2010).
- [34] K. Tauber, M. Gradhand, D. V. Fedorov, and I. Mertig, *Phys. Rev. Lett.* **109**, 026601 (2012).
- [35] K. Tauber, D. V. Fedorov, M. Gradhand, and I. Mertig, *Phys. Rev. B* **87**, 161114 (2013).
- [36] J. Weischenberg, F. Freimuth, S. Blügel, and Y. Mokrousov, *Phys. Rev. B* **87**, 060406 (2013).
- [37] S. Wimmer, D. Ködderitzsch, K. Chadova, and H. Ebert, *Phys. Rev. B* **88**, 201108 (2013).
- [38] S. Wimmer, D. Ködderitzsch, and H. Ebert, *Phys. Rev. B* **89**, 161101 (2014).
- [39] M. Gradhand, D. V. Fedorov, P. Zahn, and I. Mertig, *Phys. Rev. Lett.* **104**, 186403 (2010).
- [40] S. Lowitzer, M. Gradhand, D. Ködderitzsch, D. V. Fedorov, I. Mertig, and H. Ebert, *Phys. Rev. Lett.* **106**, 056601 (2011).
- [41] A. Johansson, C. Herschbach, D. V. Fedorov, M. Gradhand, and I. Mertig, *J. Phys.: Condens. Matter* **26**, 274207 (2014).
- [42] D. Wei, Y. Niimi, B. Gu, T. Ziman, S. Maekawa, and Y. Otani, *Nat Commun* **3**, 1058 (2012).
- [43] B. F. Miao, S. Y. Huang, D. Qu, and C. L. Chien, *Phys. Rev. Lett.* **111**, 066602 (2013).
- [44] D. V. Fedorov, C. Herschbach, A. Johansson, S. Ostanin, I. Mertig, M. Gradhand, K. Chadova, D. Ködderitzsch, and H. Ebert, *Phys. Rev. B* **88**, 085116 (2013).
- [45] P. Štréda, *J. Phys. C* **15**, L717 (1982).
- [46] See Supplemental Material for a detailed discussion.
- [47] M. Gradhand, D. V. Fedorov, P. Zahn, and I. Mertig, *Phys. Rev. B* **81**, 245109 (2010).
- [48] Similarly, methods B and C find for Pd(Ni) the opposite sign to method A.
- [49] J. Fabian and S. D. Sarma, *J. Vac. Sci. Technol. B* **17**, 1708 (1999).
- [50] B. Zimmermann, P. Mavropoulos, S. Heers, N. H. Long, S. Blügel, and Y. Mokrousov, *Phys. Rev. Lett.* **109**, 236603 (2012).