

Iterative Method for Generating Correlated Binary Sequences

O. V. Usatenko,* S. S. Melnik, and S. S. Apostolov
*A. Ya. Usikov Institute for Radiophysics and Electronics,
Ukrainian Academy of Science, 12 Proskura Street, 61085 Kharkov, Ukraine*

N. M. Makarov
*Instituto de Ciencias, Benemérita Universidad Autónoma de Puebla,
Priv. 17 Norte No. 3417, Col. San Miguel Hueyotlipan, Puebla, Pue., 72050, México*

A. A. Krokhin
Department of Physics, University of North Texas, P.O. Box 311427, Denton, TX 76203, USA
(Dated: July 16, 2018)

We propose a new efficient iterative method for generating random correlated binary sequences with prescribed correlation function. The method is based on consecutive linear modulations of initially uncorrelated sequence into a correlated one. Each step of modulation increases the correlations until the desired level has been reached. Robustness and efficiency for the proposed algorithm are tested by generating sequences with inverse power-law correlations. The substantial increase in the strength of correlation in the iterative method with respect to the single-step filtering generation is shown for all studied correlation functions. Our results can be used for design of disordered superlattices, waveguides, and surfaces with selective transport properties.

PACS numbers: 05.40.-a, 02.50.Ga, 87.10.-e

I. INTRODUCTION

Generation of random numbers is a serious mathematical and numerical problem. Any numerical algorithm generates a finite-length pseudo-random sequence where correlations are inevitable. One of the quality factors of a random number generator includes strength of correlations since even quite weak correlations may lead to untruthful results obtained by the Monte-Carlo method [1]. However, random sequences with prescribed correlations are necessary for design of random lasers [2], waveguides and surfaces with selective transport properties [3–5], and for analysis of anomalous diffusion [6]. An uncorrelated sequence can be converted into a correlated one using one of the known algorithms: the Mandelbrot fast fractional gaussian noise generation [7], the Voss procedure of consequent random addition [8], the correlated Levy walks [9], the convolution method (often referred to as Rice’s algorithm or inverse Fourier transformation) [5, 10–14]. The latter algorithm may generate a sequence possessing practically *any* correlation function which is allowed by statistics. This universality is a manifestation of the continuity of the space of states – set of the real numbers $a(n) \in R$, $(-\infty < a(n) < \infty)$ – the terms of the generated sequence belong to.

If, however, the terms of a sequence are allowed to take only some discrete values, like it occurs, for example, in a sequence of nucleotides in a DNA molecule, the problem of generating either a truly random sequence or a sequence with prescribed correlations becomes more complicated. The limiting case of a sequence with discrete space of states is a sequence written by two symbols 0 and 1. Properties and mathematical criteria for truly random binary sequences have been intensively studied

in the twentieth century see, e.g., review [15]. Unlike this, correlated binary sequences received much less attention. In particular, there is no known universal algorithm which may generate, like the aforementioned inverse Fourier transformation, a binary sequence with arbitrary correlation function.

Several different methods [16–25] are available now for generation of binary sequences with limited class of correlations. Each method has its own advantages and disadvantages. For example, the signum-generation method is numerically simple and straightforward, but it was found in Ref. [16], that the accuracy it reproduces the desired correlation function is very limited. Much earlier the drawbacks of this method were pointed out in Ref. [26]. Recently, the signum-generation method was thoroughly examined, criticized and improved in Ref. [25].

Some special classes of correlated functions can be reconstructed in the binary sequences generated by linear transformation of a *binary additive Markov chain* using so-called *memory function* [17, 21–23]. The memory function shows the strength of the correlations and it is obtained from a linear integral equation containing the pair correlator. Analytical solution of this equation can be obtained in some special cases only, which narrows the area of practical applicability of the method.

Recently a new *filtering* method, which involves the convolution procedure modified for generation of a binary sequence, has been proposed [24]. The relation between the filtering function, which serves as kernel of the convolution operator, and the pair correlator turns out to be relatively simple. The advantage of this method is that it requires less computation efforts to generate a long sequence. Here we introduce a multi-step iterative filtering method. After each step of modulation the gen-

erated sequence becomes more correlated than the one obtained at the previous step. We demonstrate that multiple iterations of initially uncorrelated binary sequence may relatively quickly lead to a binary sequence with desired pair correlator. The class of correlators valid for this procedure includes not only exponentially decaying correlators but also correlators with inverse-power-law decay. The latter class of correlators are necessary for modeling DNA sequences [13, 16, 27–30], anomalous diffusion [6, 31], and dynamics of complex networks [32].

The paper is organized as follows. In Section II we discuss some general properties of binary sequences and reproduce the key features of the filtering method. In Section III, we obtain a recursive relation between the correlation functions after one step of iteration and display the restrictions on the parameters, which provide the convergence of iterative procedure. Here we also present a numerical example for the direct problem – generation of a binary sequence using a given filtering function. In section IV we consider the inverse problem – generation of a sequence with a given correlation function, starting from an uncorrelated one. For the both problems we demonstrate smooth gradual approach to the desired pair correlator with the number of consecutive iterations.

II. FILTERING METHOD

A random sequence $\{a\}$ of two symbols, 0 and 1,

$$a(n) = \{0, 1\}, \quad n \in \mathbf{N} = 0, 1, 2, \dots, \quad (2.1)$$

can be characterized by the probability p_1 of occurring 1. Then, $p_0 = 1 - p_1$ gives the probability of occurring 0. The probability p_1 coincides with the mean value

$$\bar{a} \equiv \overline{a(n)} = p_1 = \lim_{M \rightarrow \infty} \frac{1}{M} \sum_{n=0}^{M-1} a(n) \quad (2.2)$$

and averaging of any function $f(n)$ over the chain is defined as

$$\overline{f(a(n))} = f(0)p_0 + f(1)p_1. \quad (2.3)$$

We are interested in study of two-point correlation function $C_a(r)$

$$\begin{aligned} C_a(r) &= \overline{[a(n+r) - \bar{a}][a(n) - \bar{a}]} \\ &= \lim_{M \rightarrow \infty} \frac{1}{M-r} \sum_{n=0}^{M-r-1} [a(n+r) - \bar{a}][a(n) - \bar{a}] \end{aligned} \quad (2.4)$$

Our goal is to transform a random uncorrelated binary sequence $\{a\}$ into a binary correlated sequence $\{b\}$. To specify this transformation we introduce conditional probability $P(\cdot|\cdot)$ of occurring 1 at the n th place in a given sequence $\{b\}$. Then, the probability $P(\cdot|\cdot)$ is defined through the linear transformation

$$P(b(n) = 1|\{a\}) = \bar{b} + \sum_{n'=-\infty}^{\infty} F(n-n')[a(n') - \bar{a}]. \quad (2.5)$$

Having the value of $P(\cdot|\cdot)$, the n th symbol is generated by drawing randomly a number from the interval $[0,1]$. If this number is smaller than $P(\cdot|\cdot)$, then $b(n) = 1$, otherwise, $b(n) = 0$. In fact, this procedure generates a statistical ensemble of the output sequences $\{b\}$ for each input sequence $\{a\}$. We assume that the input sequence $\{a\}$ is stationary. Since the linear transformation (2.5) has a form of convolution, it generates the ensemble of output sequence $\{b\}$ which are also stationary. For the terms of the sequence $\{b\}$ any deterministic dependence of the probability $P(b(n) = 1|\{a\})$ on its argument n is suppressed. This property, which provides the stationarity of the generated sequence, means that the method of generation of the n th term is independent of n . Averaging of the probability $P(b(n) = 1|\{a\})$ over statistical ensemble of sequences $\{a\}$ gives the mean value \bar{b} . Since \bar{b} coincides with the mean probability for the symbol 1 to appear in the whole sequence, the linear transformation (2.5) preserves the ergodicity

$$\bar{b} = \overline{b(n)} = \overline{P(b(n) = 1|\{a\})}. \quad (2.6)$$

The *filtering function* $F(n-n')$ in Eq. (2.5) describes the effect of the term $a(n')$ on the probability of 1 occurring at the n th site in the sequence $\{b\}$. Positive values of $F(n)$ enhance existing fluctuations in the sequence $\{a\}$ and induce persistent correlations in the sequence $\{b\}$, while negative values of the function $F(n')$ play the opposite smoothing role and induce anti-persistent correlations.

Being a probability, the function $P(b(n) = 1|\{a\})$ takes the values between zero and one, $0 \leq P(\cdot|\cdot) \leq 1$. In terms of the filtering function this condition reads

$$\sum_{n=-\infty}^{\infty} |F(n)| \leq \frac{\min(\bar{b}, 1 - \bar{b})}{\sqrt{\bar{b}(1 - \bar{b})}} \frac{\sqrt{\bar{a}(1 - \bar{a})}}{\max(\bar{a}, 1 - \bar{a})}. \quad (2.7)$$

For the unbiased sequence, $\bar{b} = \bar{a} = 1/2$ this inequality is reduced to

$$\sum_{n=-\infty}^{\infty} |F(n)| \leq 1. \quad (2.8)$$

Equation (2.5) defines a set of probabilities which are statistically independent. Therefore, the product $P(b(n+r) = 1|\{a\})P(b(n) = 1|\{a\})$ gives the probability that 1 occurs at the $(n+r)$ th and n th sites for a given realization of the sequence $\{a\}$. For stationary sequence this product is independent of n . Using the same arguments that were used to obtain Eq. (2.6), we get the following relation between the binary correlation function and the on-site probabilities :

$$\begin{aligned} C_b(r) &\equiv \overline{[b(n+r) - \bar{b}][b(n) - \bar{b}]} \\ &= \overline{[P(b(n+r) = 1|\{a\}) - \bar{b}][P(b(n) = 1|\{a\}) - \bar{b}]}, \\ &\quad \text{for } r \neq 0. \end{aligned} \quad (2.9)$$

This relation can be re-written through the binary correlation functions of the input $a(n)$ and output $b(n)$ sequences. Using Eqs. (2.5) and (2.9) and assuming that the mean values and the variances of the two sequences $a(n)$ and $b(n)$ are equal

$$\bar{a} = \bar{b}, \quad C_a(0) = C_b(0) = \bar{a}(1 - \bar{a}), \quad (2.10)$$

we obtain

$$K_b(r) = B_0 \delta_{r,0} + \sum_{n,n'=-\infty}^{\infty} F(n)F(n')K_a(r+n-n'). \quad (2.11)$$

Here the normalized pair correlators $K_a(r)$ and $K_b(r)$ are defined as

$$K_{a,b}(r) = \frac{C_{a,b}(r)}{C_{a,b}(0)} \quad (2.12)$$

and the constant B_0

$$B_0 = 1 - \sum_{n,n'=-\infty}^{\infty} F(n)F(n')K_a(n-n') \quad (2.13)$$

provides the normalization condition $K_b(0) = 1$. It is worthwhile mentioning that the fundamental relation (2.11) remains valid even for the case when the input sequence $a(n)$ is correlated. Indeed, so far we did not assume that $K_a(r) = \delta_{r,0}$.

The method of filtering probability, suggested here, is applicable for two mutually inverse problems. One of them (the direct problem) is numerical generation of a correlated sequence and calculation of the correlation function $K_b(r)$ corresponding to a given filtering function $F(n)$. Another one (the inverse problem), is reconstruction of the filtering function $F(n)$ via a prescribed correlator $K_b(r)$ of a random sequence. In the previous publication [24] we analyzed Eq. (2.11) when the input random sequence was uncorrelated, i.e. $K_a(r) = \delta_{r,0}$. It was shown that the ‘‘discontinuity’’ of this equation at $r = 0$ is the cause of some restrictions that strongly narrow the class of correlation functions and corresponding random sequences which can be considered by this method.

III. MULTI-STEP FILTERING

In practice strongly correlated binary sequence can be hardly generated starting from a white-noise sequence. However, multiple application of the filtering transformation (2.5) gradually increases the strength of correlations and may eventually lead to a binary sequence with desirable correlations. Therefore, it is worthwhile to consider a *multi-step process of filtering transformations*. For each $(m+1)$ th step the input sequence in Eq. (2.5) is the sequence obtained at the previous m th step with $K_m(r)$ being the correlator obtained after m steps of filtering.

The recurrence relation between the correlators $K_{m+1}(r)$ and $K_m(r)$ is readily obtained from Eqs. (2.11), (2.13),

$$K_{m+1}(r) = B_m \delta_{r,0} + \sum_{n,n'=-\infty}^{\infty} F(n)F(n')K_m(r+n-n'), \quad (3.1)$$

$$B_m = 1 - \sum_{n,n'=-\infty}^{\infty} F(n)F(n')K_m(n-n'). \quad (3.2)$$

Since we are dealing with stationary sequences, it is convenient to introduce the Fourier transform $\mathcal{K}(k)$ of the pair correlator $K(r)$, known as the randomness power spectrum,

$$\mathcal{K}(k) = 1 + 2 \sum_{r=1}^{\infty} K(r) \cos(kr), \quad (3.3)$$

$$K(r) = \frac{1}{\pi} \int_0^{\pi} \mathcal{K}(k) \cos(kr) dk.$$

The correlator $K(r)$ and its Fourier transform $\mathcal{K}(k)$ are both real and even functions of their arguments. Additionally, the power spectrum $\mathcal{K}(k)$ is a non-negative function of k for any real random process. The recurrence relation (3.1) in the Fourier representation reads

$$\mathcal{K}_{m+1}(k) = B_m + \mathcal{F}^2(k) \mathcal{K}_m(k), \quad (3.4)$$

where $\mathcal{F}(k)$ is the Fourier transform of $F(n)$. If the recurrence relations (3.1) and (3.4) converge in the limit $m \rightarrow \infty$ the following simple equation is obtained:

$$\mathcal{K}(k) = B + \mathcal{F}^2(k) \mathcal{K}(k), \quad (3.5)$$

where

$$\begin{aligned} K(r) &= \lim_{m \rightarrow \infty} K_m(r), \\ \mathcal{K}(k) &= \lim_{m \rightarrow \infty} \mathcal{K}_m(k), \\ B &= \lim_{m \rightarrow \infty} B_m. \end{aligned} \quad (3.6)$$

It should be noted that for the class of correlators complying with the condition

$$\sum_{r=-\infty}^{\infty} |K(r)| < \infty, \quad (3.7)$$

the existence of the limits (3.6) for the correlators is guaranteed by inequality (2.8). This follows directly from the Banach fixed-point theorem provided that distance between two correlation functions $K_{m+1}(r)$ and $K_m(r)$ is defined as $\sum_r |K_{m+1}(r) - K_m(r)|$.

From Eq. (3.5) one obtains that a filtering function $F(n)$ gives rise to the correlator which cannot exceed the limiting value

$$K(r) = \frac{B}{2\pi} \int_{-\pi}^{\pi} \frac{\cos(kr) dk}{1 - \mathcal{F}^2(k)}, \quad (3.8)$$

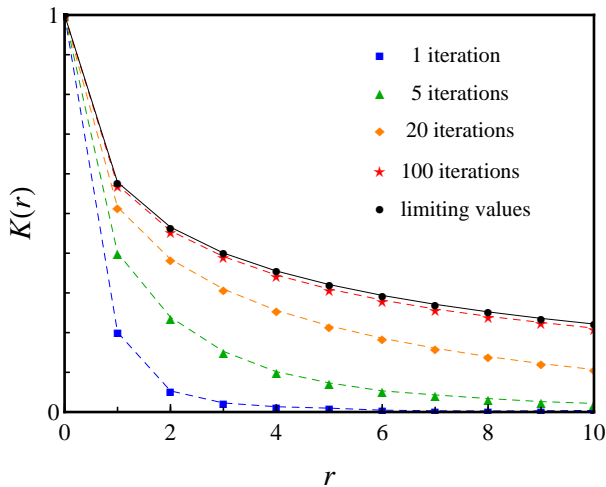


FIG. 1: (Color online) Correlation functions of the binary sequences generated using the filtering function (3.10) after $m = 1, 5, 20,$ and 100 iterations. The strongest correlations are observed for the solid black curve ($m = \infty$) corresponding to Eq. (3.8). The length of the sequence is 10^5 and the parameter $\alpha = 0.2$.

where, in accordance with Eq. (2.12), the normalization constant B is

$$B = \left[\frac{1}{2\pi} \int_{-\pi}^{\pi} \frac{dk}{1 - \mathcal{F}^2(k)} \right]^{-1}. \quad (3.9)$$

Here the correlator is completely defined by the filtering function $F(n)$. It is not the case for the correlator $\mathcal{K}_m(k)$ which, according to Eq. (3.1) depends also on the correlator at the preceding step and, thus, on the correlator of the initial input sequence. However, after infinite number of mappings given by Eq. (3.1) the output sequence reaches the "limit cycle" where the memory on "initial condition" is completely lost.

In order to illustrate the effectiveness of the proposed iterative method we perform numerical simulations and generate a set of correlated sequences, using the filtering function with a power-law decay

$$F(n) = \sqrt{\frac{\alpha}{2}} \frac{1 - (-1)^n}{\pi n^2}, \quad F(0) = \frac{\pi}{2} \sqrt{\frac{\alpha}{2}},$$

$$\mathcal{F}(k) = \sqrt{\frac{\alpha}{2}} (\pi - |k|), \quad |k| \leq \pi. \quad (3.10)$$

Here, due to the requirement (2.8), the constant α lies within the interval

$$0 < \alpha < \alpha_{\max} = \frac{2}{\pi^2} \approx 0.203. \quad (3.11)$$

The starting binary input sequence $\{a\}$ is delta-correlated white-noise

$$K_a(r) \equiv K_0(r) = \delta_{r,0},$$

$$\mathcal{K}_a(k) \equiv \mathcal{K}_0(k) = 1. \quad (3.12)$$

The correlators of the sequences generated after 1, 20 and 100 iterations and the correlator (3.8) of the sequence corresponding to infinite iterations are shown on Fig. 1. The lowest curve presents the correlator of the sequence $\{b\}$ obtained after the first filtering of the uncorrelated sequence $\{a\}$. This result is in complete correspondence with the analytical expression

$$K_b(r) \equiv K_1(r) = \delta_{r,0} + \frac{\alpha}{r^2} (1 - \delta_{r,0}) \quad (3.13)$$

that directly follows from Eqs. (2.11), (2.13) and (3.10). One can see that single-step filtering of the white-noise with the filtering function (3.10) generates a sequence with the power-law decaying correlations. A set of the curves in Fig. 1 shows increase of the strength of correlations with the number of iterations and gradual approach to the limiting value $K(r)$ defined by Eq. (3.8).

Gradual increase of strength of correlations with the number of iterations m can be estimated for $r \gg 1$. In this limit Eq. (3.8) exhibits $1/r^2$ behavior and the rate of the correlations increase can be characterized by the ratio

$$\frac{K(r)}{K_1(r)} \approx \frac{4\sqrt{2\alpha}}{\pi^3(\alpha_{\max} - \alpha)^2} \left(\ln \frac{\alpha_{\max} + \alpha}{\alpha_{\max} - \alpha} \right)^{-1}, \quad |r| \gg 1. \quad (3.14)$$

This ratio exceeds 1 for all the values of α from the interval (3.11). For α close to α_{\max} it diverges, showing infinite rate. Thus, each iteration of the transformation (3.1) indeed increases the strength of correlations in the generated binary sequence. These iterations, however, do not affect the rate the correlations decay with the distance r , which remains the same, $K_m(r) \sim 1/r^2$ at $r \gg 1$ for any m .

IV. INVERSE PROBLEM

In this Section we study the inverse problem which is formulated as generation of random binary sequence with prescribed correlation function, starting from delta-correlated white noise Eqs. (3.12).

From Eq. (3.5) one can readily obtain the filtering function,

$$F_B(n) = \frac{1}{2\pi} \int_{-\pi}^{\pi} dk \cos(kn) \sqrt{1 - \frac{B}{\mathcal{K}(k)}}, \quad (4.1)$$

which generates a sequence if the binary correlator $K(r)$ and its Fourier transform $\mathcal{K}(k)$ are known. Here the constant B should be considered as a free parameter, unlike Eq. (3.8) where it is calculated from the normalization condition (3.9). Since the filtering function $F_B(n)$ takes only the real values, the parameter B cannot exceed $\mathcal{K}(k)$. The lower bound for B is obtained from the

following chain of relations, including Eq. (2.8):

$$\begin{aligned} \sqrt{1 - \frac{B}{\mathcal{K}(k)}} &= \mathcal{F}_B(k) = \sum_{n=-\infty}^{\infty} F_B(n) \exp(-ikn) \\ &\leq \sum_{n=-\infty}^{\infty} |F_B(n)| \leq 1. \end{aligned} \quad (4.2)$$

Comparing the first and last terms in this chain we conclude that the parameter B should be positive, i.e., it is chosen from the interval

$$0 < B < \mathcal{K}(k), \quad |k| \leq \pi. \quad (4.3)$$

We exclude $B = 0$ from the allowed values since it is obvious that the corresponding filtering function $F_0(n) = \delta_{n,0}$ describes the identity transformation. Accordingly, a transformation with $B \rightarrow 0$ turns out to be a near-identity transformation.

Formally any choice of B from the interval (4.3) leads to a filtering function $F_B(n)$ which generates (after infinite number of iterations) a binary sequence with the same correlation function $K(r)$. However, it will be shown below that the proper choice of B may optimize the convergence of the series of the intermediate correlators $K_m(r)$ to the desired $K(r)$ and rich better accuracy for the same number of iterations in the procedure.

A. Near-identity transformations

In this Subsection we study the filtering procedure with sufficiently small B . More specifically, we assume

$$0 < B \ll \min_{|k| \leq \pi} \mathcal{K}(k). \quad (4.4)$$

Expanding Eq. (4.1) over B and keeping the linear term we obtain the filtering function for near-identity transformation

$$\begin{aligned} F_B(n) &= \delta_{n,0} - Bf(n), \\ f(n) &= \frac{1}{4\pi} \int_{-\pi}^{\pi} \frac{\cos(kn)}{\mathcal{K}(k)} dk. \end{aligned} \quad (4.5)$$

In terms of $f(n)$ the condition (2.8) reduces to

$$\frac{1}{2} f(0) - \sum_{n=1}^{\infty} |f(n)| \geq 0. \quad (4.6)$$

This inequality is used for optimization of the numerical procedure. It should be reminded that inequality (4.6) coincides with restriction (2.8) for small B only, and it is weaker than Eq. (2.8) otherwise.

B. Exponentially decaying correlation

Short-range correlations can be approximated by exponentially decreasing correlator,

$$K(r) = \exp(-\gamma|r|), \quad \gamma > 0, \quad (4.7)$$

$$\mathcal{K}(k) = \frac{\sinh \gamma}{\cosh \gamma - \cos k}, \quad (4.8)$$

where $1/\gamma$ is the correlation radius. Since $\mathcal{K}(k)$ reaches its minimum at $k = \pi$, inequality (4.3) gets the following form:

$$0 < B < \tanh \frac{\gamma}{2}. \quad (4.9)$$

For small $B \ll \tanh(\gamma/2)$ the near-identity transformation defined by Eq. (4.5) yields

$$f(n) = \frac{1}{4 \sinh \gamma} (\delta_{n,1} - 2\delta_{n,0} \cosh \gamma + \delta_{n,-1}). \quad (4.10)$$

Then condition (4.6) becomes $\tanh(\gamma/2) > 0$, i.e. the filtration procedure is allowed for any small B . Application of the multi-step method allows generation of binary sequences with correlator (4.7) for *any* value of $\gamma > 0$. Unlike this, the single-step filtering [24] is not applicable for $\gamma < \gamma_{cr} \approx 1.60$.

The correlated binary sequence of length 10^6 was generated using the iterative filtering procedure with $F_B(n)$ given by Eq. (4.1) for two different values of B and $\gamma = 0.5$. The corresponding correlators for $B = 0.1$ and $B = 0.02$ are shown in Fig. 2. For both values of B the correlators in the generated sequences gradually approach (with the number of iterations) the exponential correlator (4.7). However, the rate of convergence depends on B . As one may expect, smaller values of B leads to slower convergence.

C. Power-law correlator

A complex system or a system close to its critical state is characterized by long-range correlations, i.e., the correlator decays as inverse power law

$$K(r) = \delta_{r,0} + \frac{\alpha}{|r|^p} (1 - \delta_{r,0}), \quad p > 1, \quad (4.11)$$

$$\mathcal{K}(k) = 1 + 2\alpha Z_p(k), \quad Z_p(k) = \sum_{r=1}^{\infty} \frac{\cos(kr)}{r^p}. \quad (4.12)$$

The constant $\alpha = K(1)$ is chosen to ensure that the condition $\mathcal{K}(k) \geq 0$ is satisfied within the whole interval $|k| \leq \pi$. Taking into account that $Z_p(0) = \zeta(p)$, where $\zeta(p)$ is the Riemann zeta function, the following interval for α is obtained:

$$-\frac{1}{2\zeta(p)} < \alpha < \frac{1}{2(1 - 2^{1-p})\zeta(p)}. \quad (4.13)$$

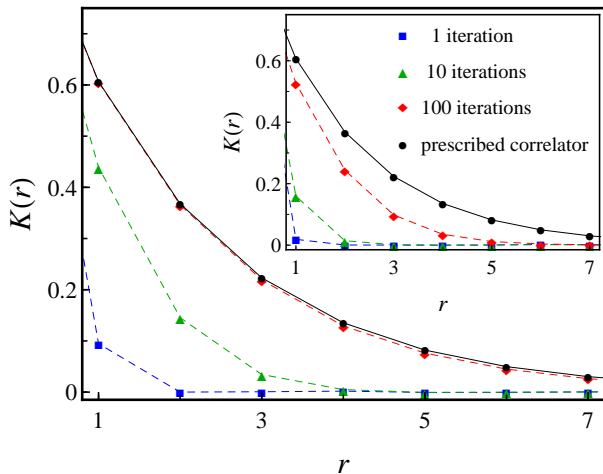


FIG. 2: (Color online) The correlator of the binary sequence generated with $B = 0.1$ (main panel) and $B = 0.02$ (insert) after 1, 10, and 100 filtering procedures. For $B = 0.1$ the correlator obtained after 100 iterations practically coincides with the prescribed correlator (4.7). The length of the sequence is 10^6 , and the parameter $\gamma = 0.5$.

The filtering function (4.1) corresponding to the power-law correlator (4.11) reads

$$F_B(n) = \frac{1}{2\pi} \int_{-\pi}^{\pi} dk \cos(kn) \sqrt{1 - \frac{B}{1 + 2\alpha Z_p(k)}}. \quad (4.14)$$

Since the function $F_B(n)$ must satisfy inequality (2.8), there is one more restriction on the parameter α . It is easier to obtain this restriction using Eq. (4.6) which defines the filtering function for small B ,

$$0 < B \ll \min \mathcal{K}(k) = 1 - 2\alpha(1 - 2^{1-p})\zeta(p), \quad (4.15)$$

rather than the general condition (2.8). Equation (4.5) gives

$$f(n) = \frac{1}{4\pi} \int_{-\pi}^{\pi} \frac{\cos(kn) dk}{1 + 2\alpha Z_p(k)}. \quad (4.16)$$

Substituting this result to inequality (4.6) we obtain numerically the maximal value of α allowed for each value of p . This dependence is plotted in the inset of Fig. 3.

While the upper limit for α was obtained assuming that $B \ll 1$, it remains valid for any B . This conclusion follows from our numerical simulations which show that smaller B 's always allow larger values of α .

We apply the iterative method for generation of three correlated sequences with correlator (4.11) and parameters $p_1 = 1.2$, $\alpha_1 = 0.45$; $p_2 = 2$, $\alpha_2 = 0.38$; and $p_3 = 4$, $\alpha_3 = 0.3$. The values of the parameter α are specially chosen to be close to the maximum values allowed by Eq. (4.6): $\alpha_{1max} \approx 0.461$, $\alpha_{2max} \approx 0.389$ and $\alpha_{3max} \approx 0.322$. Each of the generated sequences contains 10^8 terms which were obtained after $m = 200$ steps

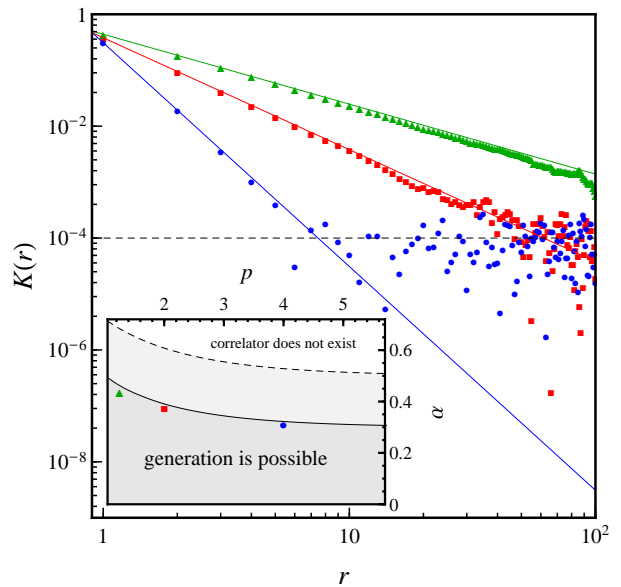


FIG. 3: (Color online) Numerically calculated correlation function $K(r)$ of the sequences generated by the filtering function (4.14) for $p_1 = 1.2$, $\alpha_1 = 0.44$ (triangles), $p_2 = 2$, $\alpha_2 = 0.38$ (squares), and $p_3 = 4$, $\alpha_3 = 0.31$ (circles) shown in logarithmic scale. Solid straight lines represent the prescribed correlators (4.11). The number of filtering iterations is $m = 200$, the sequence length is $M = 10^8$ elements, and $B = 0.05$. The dashed horizontal line at $K(r) = 10^{-4}$ indicate the fluctuation border $1/\sqrt{M}$ of the correlator. The inset shows the possible values of the parameter α . Solid line is the upper limit for α imposed by the condition (4.6). For α 's below this limit the multi-step filtering procedure converges. The dashed line is obtained from the right condition (4.13). Above this line the function $K(r)$ given by Eq. (4.12) cannot serve as correlator of a random sequence. The points marked by triangle, square, and circle in the inset represent the particular values of p and α chosen for generation of the data shown in the main panel. The lower limit for α given by Eq. (4.13) lies in the region of negative values and it is not shown here.

of filtering iterations. The correlators of the generated sequences were calculated numerically. The results are shown in Fig. 3. It is clear that the correlators of the generated sequences follow well the prescribed power-law decay up to $K(r) \approx 10^{-4}$. When the correlations fall below this critical value, the numerical results exhibit strong fluctuations and the agreement with the power-law decay is lost. This discrepancy is due to the finite length of the generated sequences. It follows from the law of large numbers that correlation function, as any other averaged statistical characteristic of a random sequence, is a deterministic quantity only if the sequence length is infinite. For a finite length M the correlation function becomes a M -dependent fluctuating quantity. The amplitude of the fluctuations decays with M as $1/\sqrt{M}$. For the sequences with length $M = 10^8$ the fluctuations are $\sim 10^{-4}$, i.e. they become essential when the correlator

drops below $K(r) = 10^{-4}$. As we can see from Fig. 3, this value is, indeed, establishes the precision limit for numerical reproduction of the correlator $K(r)$.

D. Correlator with colored-noise spectral density

There is a special class of correlators $K(r)$ which decay very slowly with $|r|$. Here we consider binary sequences with colored-noise spectrum

$$\mathcal{K}(k) = (1 - \beta) \left(\frac{\pi}{|k|} \right)^\beta, \quad 0 < \beta \leq 1. \quad (4.17)$$

The factor $1 - \beta$ is introduced for normalization $K(r = 0) = 1$ of the corresponding correlator in real space, where it decays as inverse power-law for $0 < \beta \leq 1$,

$$K(r) \approx (\pi|r|)^{\beta-1} \Gamma(2 - \beta) \sin \frac{\pi\beta}{2}, \quad |r| \rightarrow \infty, \quad (4.18)$$

It, however, decays exponentially for $\beta > 1$ [33], after appropriate cut-off at $k \rightarrow 0$.

Since the correlator $K(r)$ decays slowly, one might expect the filtering function

$$F_B(n) = \int_0^1 \cos(\pi xn) \sqrt{1 - \frac{B}{1-\beta} x^\beta} dx. \quad (4.19)$$

to decrease very slowly, as well. However, due to oscillations of the integrand, the asymptotics of $F_B(n)$ falls off rapidly enough at $|n| \rightarrow \infty$,

$$F_B(n) \approx \frac{B\beta}{2\sqrt{1-\beta}|\pi n|^{1+\beta}} \left[\frac{\Gamma(\beta) \sin(\pi\beta/2)}{\sqrt{1-\beta}} - \frac{(-1)^n}{\sqrt{1-\beta-B}|\pi n|^{1-\beta}} \right], \quad (4.20)$$

providing convergence of the series in Eq. (2.8). Two terms in this asymptotics originate from the contributions of the end points, $x = 0$ and $x = 1$. Usually the point $x = 0$ gives the principal contribution described by the first term. The second term decays faster with n and we show below that it may play a role only in the case of some special relation between B and β .

Convergence of the series $\sum_n |F_B(n)|$ is not sufficient for the convergence of the multi-step filtering procedure. The latter is guaranteed by the condition (2.8), i.e. this series cannot exceed one. To calculate the series we assume that for any integer n the value of the filtering function is positive, $F_B(n) > 0$. This is true for $|n| \rightarrow \infty$, as it can be seen from asymptotics (4.20). For moderate n the value of the integral is dominated by positive contribution from the interval $0 \leq x \leq 1/2n$. The rest of the region of integration usually gives smaller (by its absolute value) contribution because of the decreasing square-root factor and oscillations. Exceptions from this rule are considered below. For positive values of $F_B(n)$

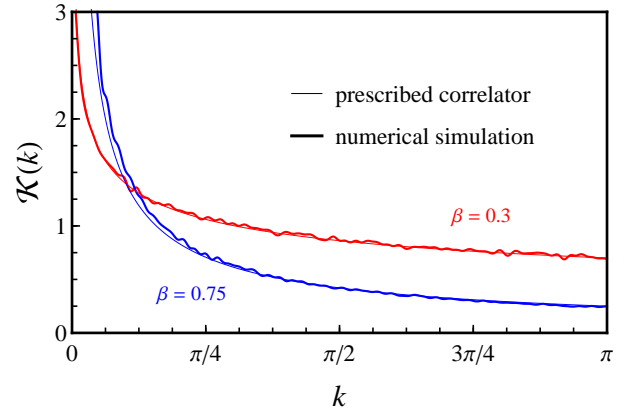


FIG. 4: (Color online) The power spectra $\mathcal{K}(k)$ of the binary sequences generated using the filtering function (4.19) with $\beta = 0.3$ (10 iterations with $B = 0.6$) and $\beta = 0.75$ (20,000 iterations with $B = 0.13$). Thin lines are for the prescribed spectrum (4.17). Thick lines are the results of the numerically calculated power spectra of the generated random sequences of the length $\sim 10^6$ terms.

the sign of absolute value can be omitted in Eq. (2.8) and the sum over n can be calculated using the identity

$$\sum_{n=-\infty}^{\infty} \cos(\pi nx) = 2\delta(x), \quad |x| < 1. \quad (4.21)$$

Now inequality (2.8) reads

$$\begin{aligned} \sum_{n=-\infty}^{\infty} F_B(n) &= \int_0^1 dx \sqrt{1 - \frac{B}{1-\beta} x^\beta} \sum_{n=-\infty}^{\infty} \cos(\pi nx) \\ &= 2 \int_0^1 \delta(x) \sqrt{1 - \frac{B}{1-\beta} x^\beta} dx = 1. \end{aligned} \quad (4.22)$$

Thus, inequality (2.8) still remains true, for any β and B satisfying the condition $B/(1 - \beta) \leq 1$, that ensure convergence of the multi-step procedure.

In numerical simulations larger values of B are preferential since they provide faster convergence. Therefore, in our numerical calculations we choose the value of B which is a bit less than that allowed by inequality $B/(1 - \beta) \leq 1$. Figure 4 shows two power spectra for the binary sequences generated with $\beta = 0.3$, $B = 0.6$ and $\beta = 0.75$, $B = 0.13$. While both spectra fit equally well the prescribed analytical curves, the numerical efforts they required are quite different. The number of iterations to generate a sequence with $\beta = 0.3$ was only 10. Unlike this, to generate a correlated sequence with $\beta = 0.75$ we performed $2 \cdot 10^4$ steps to reach approximately the same accuracy. This drastic difference is due to the smaller values of B which are allowed when β becomes relatively close to one.

It is important to note that although the larger values of the parameter B provide faster convergence, they cannot be taken very close to the limiting value $1 - \beta$. It is

hard to evaluate the width of this prohibited interval in general case but the fact that such interval does exist can be seen from Eq. (4.20). For even n 's the second term there gives negative contribution, which may overcome the positive first term, if $\sqrt{1-\beta-B} \rightarrow 0$. Presence of even one negative term in the series (4.22) means that the original series with absolute values in Eq. (2.8) exceeds one, i.e. the multi-step filtering procedure diverges.

For values of B close to $1-\beta$ asymptotics (4.20) becomes invalid and it must be replaced by

$$F_{B=1-\beta}(n) = \int_0^1 \cos(\pi x n) \sqrt{1-x^\beta} dx \\ \approx \frac{\sin(\pi\beta/2)\Gamma(1+\beta)}{2|\pi n|^{1+\beta}} - \frac{(-1)^n \sqrt{\beta/2}}{2\pi|n|^{3/2}}. \quad (4.23)$$

The width of the prohibited interval turns out to be narrow for β not so close to 1 and its presence does not impose practical limitation on the proposed method of generation of binary colored noise. For example, for $\beta = 0.3$ the width of the prohibited interval is exactly zero. This can be seen by evaluating the function $F_{1-\beta}(n)$ numerically or using asymptotics (4.23). It remains positive for any integer n and $\beta = 0.3$. However, for $\beta = 0.75$ the function $F_{1-\beta}(n)$ takes negative values for any even $n \geq 2$. Numerical evaluation of $F_B(n)$ shows that this function is positive for $B \leq 0.18$, i.e. the width of the prohibited interval is $0.25-0.18 = 0.07$.

It is worth mentioning that the discrete Fourier transform algorithm for generation of a *non-binary* sequence with spectral density (4.17) for any value of β is widely

used in studies of fractional Brownian motion [34]. It was recently pointed out that for $\beta > 1$ this algorithm generates sequences that are not truly random [35]. It turns out that in the thermodynamic limit the correlator $K(r)$ does not vanish at $r \rightarrow \infty$ approaching a finite negative value. Domination of these anticorrelations is a source of extended quantum states predicted for the tight-binding model with diagonal disorder [36].

V. CONCLUSION

We propose a new multi-step iterative method for generation of correlated binary sequences with a prescribed pair correlation function. The method is based on the multiple filtering procedure when each next step of filtering generates a sequence with stronger correlations than those generated at the previous steps. We demonstrate the applicability of the new method by generating long binary sequences with exponential, inverse power-law decaying correlators, and binary sequences with colored noise. The latter case is a challenging problem since the power spectrum density $\mathcal{K}(k)$ is represented by a slowly decaying function, $\mathcal{K}(k) \sim |k|^{-\beta}$ with $0 < \beta \leq 1$. We are not aware of any other method which generates a binary colored-noise sequence.

Acknowledgments

We acknowledge support from the SEP-CONACYT (México) under grant No. CB-2011-01-166382.

-
- * Electronic address: usatenko@ire.kharkov.ua
- [1] A. Compagner, Phys. Rev. E **52**, 5634 (1995).
[2] H. Cao, J. Phys. A: Math. Gen. **38**, 10497 (2005).
[3] H.-J. Stöckmann, Quantum Chaos: An Introduction (Cambridge University Press, Cambridge, UK, 1999).
[4] A. A. Maradudin, E. R. Méndez, and T. A. Leskova, Designer Surfaces (Elsevier, Amsterdam, 2008).
[5] F. M. Izrailev, A. A. Krokhin, Phys. Rev. Lett. **82**, 4062 (1999); F. M. Izrailev, A. A. Krokhin, N. M. Makarov, Phys. Rep. **512**, 125 (2012).
[6] R. Cakir, P. Grigolini, A. A. Krokhin, Phys. Rev. E **74**, 021108 (2006); M. Bologna, F. Vanni, A. A. Krokhin, P. Grigolini, Phys. Rev. E **82**, 020102(R) (2010).
[7] B. B. Mandelbrot, Water Resour. Res. **7**, 543 (1971).
[8] R. F. Voss, in: *Fundamental Algorithms in Computer Graphics*, ed. R. A. Earnshaw (Springer, Berlin, 1985) p. 805.
[9] M. F. Shlesinger, G. M. Zaslavsky, and J. Klafter, Nature (London) **363**, 31 (1993).
[10] S. O. Rice, Bell Syst. Tech. J. **23**, 282 (1944); S. O. Rice, in *Selected Papers on Noise and Stochastic Processes*, ed. by N. Wax (Dover, New York, 1954) p. 180.
[11] D. Saupe, *The Science of Fractal Images* (Springer, NY, 1988).
[12] C. S. West, K. A. O'Donnell, J. Opt. Soc. Am. A. **12**, 390 (1995).
[13] S. Havlin, R. B. Selinger, M. Schwartz, H. E. Stanley, and A. Bunde, Phys. Rev. Lett. **61**, 1438 (1988).
[14] O. V. Usatenko, S. S. Apostolov, Z. A. Mayzelis, and S. S. Melnik, *Random finite-valued dynamical systems: additive Markov chain approach* (Cambridge, Cambridge Scientific Publisher, 2010).
[15] V. A. Uspenskii, A. L. Semenov, and A. Kh. Shen', Uspekhi Mat. Nauk **45**, 105 (1990) [Russian Math. Surveys **45**, 121 (1990)].
[16] P. Carpena, P. Bernaola-Galván, P. Ch. Ivanov, H. E. Stanley, Nature **418**, 955 (2002); Nature **421**, 764 (2003).
[17] O. V. Usatenko, V. A. Yampol'skii, Phys. Rev. Lett. **90**, 110601 (2003).
[18] S. Hod, U. Keshet, Phys. Rev. E **7**, 015104(R) (2004).
[19] S. L. Narasimhan, J. A. Nathan, K. P. N. Murthy, Europhys. Lett. **69**, 22 (2005).
[20] S. L. Narasimhan, J. A. Nathan, P. S. R. Krishna, K. P. N. Murthy, Physica A **367**, 252 (2006).
[21] S. S. Melnyk, O. V. Usatenko, V. A. Yampol'skii, Physica A. **361**, 405 (2006).
[22] O. V. Usatenko, V. A. Yampol'skii, S. S. Apostolov, Z. A. Maizelis, S. S. Melnyk, J. Phys. A: Math. Gen., **39**, 14289 (2006).

- [23] F. M. Izrailev, A. A. Krokhin, N. M. Makarov, S. S. Melnyk, O. V. Usatenko, V. A. Yampol'skii, *Physica A* **372**, 279 (2006).
- [24] F. M. Izrailev, A. A. Krokhin, N. M. Makarov, and O. V. Usatenko, *Phys. Rev. E* **76**, 027701 (2007).
- [25] S. S. Apostolov, F. M. Izrailev, N. M. Makarov, Z. A. Mayzelis, S. S. Melnyk, O. V. Usatenko, *J. Phys. A: Math. Theor.* **41**, 175101 (2008).
- [26] D. G. Watts, *A general theory of amplitud quantization with application to correlation determination*, The Institution of Electrical Engineers Monograph, **481M**, 209 (1961).
- [27] C. A. Chatzidimitrou-Dreismann and D. Larhammar, *Nature* **361**, 212 (1993).
- [28] R. G. Enders, D. L. Cox, R. R. P. Singh, *Rev. Modern Phys.* **76**, 195 (2004).
- [29] E. M. Barber, *Aperiodic structures in condensed matter: fundamentals and applications* (CRC, Taylor & Francis, Boca-Raton, FL, 2009).
- [30] V. M. K. Bagci and A. A. Krokhin, *Phys. Rev. B* **76**, 134202 (2007).
- [31] A. Romero and J. Sancho, *Journal of Computational Physics* **156**, 1 (1999); J. Garcia-Ojalvo and J. Sancho, *Noise in Spatially Extended Systems* (Springer-Verlag, NY, 1999).
- [32] S. Boccaletta, V. Latorab, Y. Morenod, M. Chavez, D.-U. Hwanga, *Phys. Rep.* **424**, 175 (2006).
- [33] A. M. García-García and E. Cuevas, *Phys. Rev. B* **79**, 073104 (2009).
- [34] U. Weiss, *Quantum Dissipative Systems*, World Scientific, Singapore (1999).
- [35] G. M. Petersen and N. Sandler, *Phys. Rev. B* **87**, 195443 (2013).
- [36] F. A. B. F. de Moura and M. L. Lyra, *Phys. Rev. Lett.* **81**, 3735 (1998).