

Noise thermometry and inelastic e - e scattering in quasi-classical ballistic point contacts

E.S. Tikhonov,^{1,2} D.V. Shovkun,^{1,2} L. Sorba,³ G. Biasiol,⁴ and V.S. Khrapai^{1,2}

¹*Institute of Solid State Physics, Russian Academy of Sciences, 142432 Chernogolovka, Russian Federation*

²*Moscow Institute of Physics and Technology, Dolgoprudny, 141700 Russian Federation*

³*NEST, Istituto Nanoscienze-CNR and Scuola Normale Superiore, Piazza San Silvestro 12, I-56127 Pisa, Italy*

⁴*CNR-IOM, Laboratorio TASC, Area Science Park, I-34149 Trieste, Italy*

We study non-equilibrium current noise in quasi-classical point contacts (PCs) defined in a high-quality two-dimensional electron system in GaAs. At not too high bias voltages V across the PC we identify a self-heating regime with the noise temperature determined by a Joule heat power and almost independent on the PC resistance. This scenario breaks down in a strongly nonlinear transport regime, where we observe extra noise, which is accompanied by a decrease of the PC's differential resistance. The spectral density of the extra noise is roughly proportional to the nonlinear current contribution in the PC $\delta S \approx 2|e|F^*\delta I \sim V^2$ with the effective Fano factor $F^* < 1$, indicating that a random scattering process is involved. A small perpendicular magnetic field is found to suppress both δI and δS . Our observations demonstrate that electron-electron scattering in the vicinity of the PC dominates the nonlinear transport in quasi-classical PCs.

Landauer scattering approach¹ accounts for elastic scattering of the charge carriers (electrons) off the potential inhomogeneities and is applicable in mesoscopic conductors shorter than the phase-coherence length. Within this framework the temperature (T) and bias (V) dependencies of the conductance are caused solely by the averaging of the energy-dependent scattering matrices². At the same time non-equilibrium current fluctuations (shot noise) come from a random partitioning of the electrons at the conductor³. For the validity of this physical picture it is crucial that the electrons impinging the mesoscopic device from each lead (macroscopic particle reservoir) are thermalized to corresponding well defined temperature and chemical potential, which is not generally the case. For instance, in metallic point contacts (PCs) the electron-phonon scattering modifies the electronic distribution and gives rise to the increase of both the resistance and noise⁴.

The importance of non-equilibrium electronic distribution was recently emphasized⁵ for the shortest possible mesoscopic conductors, quasi-classical ballistic PCs, where it promotes inelastic scattering between the electrons (e - e scattering) of the incident and outgoing beams. In the linear response regime the PC conductance was predicted to increase linearly with T in qualitative agreement with experiments^{6,7}. In the nonlinear transport regime this mechanism should give rise⁸ to a drag-like effect and the excess current contribution in the PC $\delta I \propto V^2$. Since the partition noise is suppressed in quasi-classical PCs³, the e - e scattering is expected to dominate the shot noise with a spectral density of $2|e|\delta I^8$, which we attempt to observe in here.

So far experimental observations of the leads-related noise were limited to $1/f$ -like noise in classical metallic PCs with signatures of phonon emission⁹ and trivial self-heating effect owing to Joule heat dissipation in semiconductor PCs¹⁰ and diffusive metallic nanowires¹¹. For

strong e - e scattering a regime of strong overheating with super-Poissonian noise was predicted owing to a dramatic decrease of the electronic thermal conductivity¹². Recently¹³ a possibility to create minimal excitation states (called levitons) using a shot-noise spectroscopy in a two-dimensional quantum-PC was demonstrated, potentially useful for electron quantum optics. One expects that, being a quantum superposition of single-electron states, the levitons decay owing to the inelastic e - e scattering. To which extent this could be traced via noise measurements remains unclear. Scanning gate induced enhancement of the differential conductance in quantum-PCs in a strongly nonlinear regime was interpreted in terms of e - e scattering within an effective temperature approximation¹⁴. A hydrodynamic-like regime of extremely hot electron injection in PCs was investigated both theoretically¹⁵ and experimentally¹⁶.

Here, we report an experimental study of the current noise in quasi-classical PCs in a two-dimensional electron system (2DES) in GaAs in a nonlinear transport regime. At not too high V we identify the self-heating regime consistent with the heat balance between the Joule heating and electronic cooling in the 2DES. On top of that, at higher V , we observe extra noise contribution with the spectral density δS accompanied by an extra nonlinear current in the PC $\delta I \sim V^2$. The extra noise is sub-Poissonian $\delta S \approx 2|e|F^*\delta I$, $F^* < 1$, as expected for a random scattering process. δI and δS are suppressed in a small magnetic field perpendicular to the 2DES. In our opinion, these results elucidate the relevance of e - e scattering processes for the nonlinear transport in quasi-classical PCs and demonstrate a possibility for their detection via noise thermometry.

Our samples are made from two nominally identical (001) GaAs/AlGaAs heterostructures with 2DES buried 200 nm below the surface. The electron density is about $0.9 \cdot 10^{11} \text{ cm}^{-2}$ and the mobility is $\approx 4 \cdot 10^6 \text{ cm}^2/\text{Vs}$ at

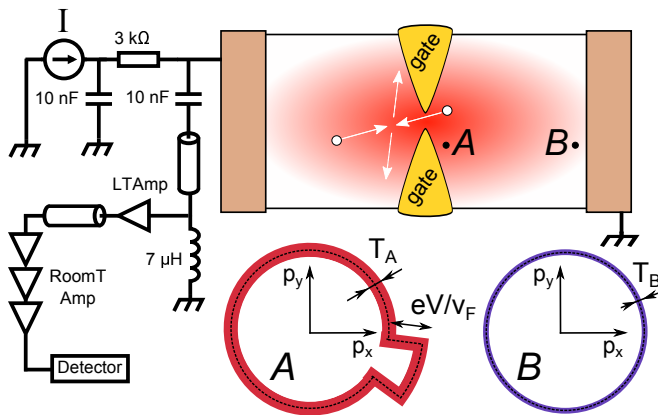


FIG. 1. Experimental layout. The PC constriction is formed with the help of split gates on the surface of the crystal. Current I flows through the sample and drives the electronic distribution out of equilibrium. On top of the trivial self-heating of the 2DES, sketched by a color gradient, we are looking for a contribution of e - e scattering of counter-propagating beams to current and noise (white circles mimic scattering electrons). The momentum space distributions at points A and B are sketched in the lower part of the figure. In the former case, the distribution is anisotropic with a bump of size $|eV|/v_F$ and a higher local temperature T_A , while in the latter case the distribution is locally equilibrium with a lower temperature T_B . The noise measurement scheme used for sample II is given on the left hand side.

$T = 4.2$ K, corresponding to elastic mean free path of ≈ 20 μm . The split gate PCs are obtained with a standard e -beam lithography. We studied two samples with lithographic widths of the PC constriction 260 nm and 600 nm. The (narrower) constriction I had a T-shape geometry similar to that used in Ref.⁷, while the (wider) constriction II had a standard symmetric shape. The linear response PC resistance R_0 is controlled by means of gate voltages applied to metallic split gates defining the constriction. The experiments were performed in a $^3\text{He}/^4\text{He}$ dilution refrigerator (sample I) and in a ^3He insert (sample II) at temperatures $T \approx 0.1$ K and $T \approx 0.5$ K, respectively, measured by Johnson-Nyquist noise thermometry. For shot noise studies we measured voltage fluctuations on a load resistance (1 k Ω for sample I and 3.3 k Ω for sample II) within the frequency 10-20 MHz. In addition, a tank circuit with a resonant frequency of 15 MHz was used for sample II. The nonlinear I - V characteristics were obtained with a standard two terminal dc measurement. The ohmic contacts to the 2DES were obtained via annealing of AuGe/Ni/AuGe and placed at distances about 1 mm away from the PC. The series resistance of each of the two 2DES regions connecting the PCs to the ohmic contacts is about $R_{2\text{DES}} \approx 180$ Ω for sample I and $R_{2\text{DES}} \approx 50$ Ω for sample II.

A layout of our experiment is shown in fig. 1. Cur-

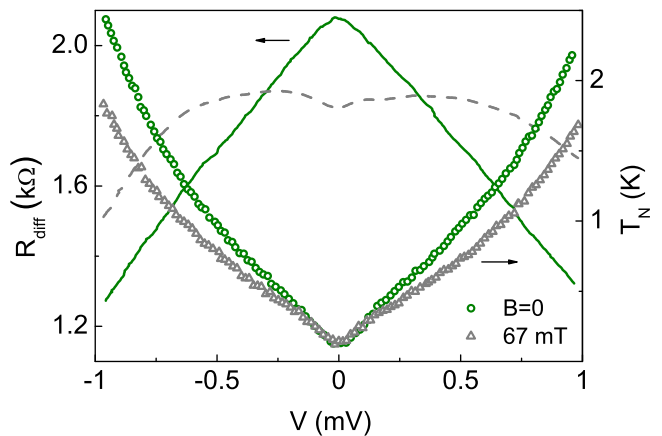


FIG. 2. Nonlinear transport regime in a quasiclassical PC. R_{diff} (lines, scale on the left) and T_N (symbols, scale on the right) are plotted as a function of the bias voltage on the PC in sample I. The solid line/circles are taken in the absence of magnetic field, whereas the dashed line/triangles correspond to a perpendicular B -field of 67 mT.

rent flow through the split gate defined PC constriction drives the electronic system out of equilibrium. Farther from the PC the electronic distribution is of equilibrium Fermi-Dirac type characterized by a local temperature (see a sketch of a momentum space in point B). The local temperature reaches its maximum nearby the PC, as required by a balance of Joule heating and thermal conductivity (sketched by a color gradient in fig. 1) — a so called self-heating effect¹⁰. In addition, next to the orifice, at distances smaller than the mean-free path, the electrons originating from different leads are not thermalized. Hence the electronic distribution is anisotropic and characterized by a bump (in point A) or a dent of size eV/v_F in momentum space¹⁷, where v_F is the Fermi velocity in the 2DES. In what follows we demonstrate that e - e scattering of counter-propagating beams in the vicinity of the PC orifice predicted in Ref.⁸ is responsible for the extra noise on top of the trivial self-heating.

Fig. 2 demonstrates typical experimental data for the differential resistance $R_{\text{diff}} = dV/dI$ and current noise measured simultaneously in the nonlinear transport regime (sample I). Here we express the noise spectral density S_I in terms of the noise temperature defined as $T_N = S_I R_{\text{diff}}/4k_B$. At increasing dc bias voltage $|V|$ across the PC we observe that R_{diff} decreases by almost a factor of 2, roughly linear in V (solid line). This behavior is qualitatively analogous to the T -dependence of the linear response PC resistance⁷ and is in agreement with the e - e scattering scenario⁸, as reported elsewhere¹⁸. The behaviour of R_{diff} in fig. 2 is accompanied by an increase of T_N (left panel in fig. 2). At not too high V the bias dependence of the T_N is close to linear, whereas an extra, nearly parabolic, contribution is well resolved at

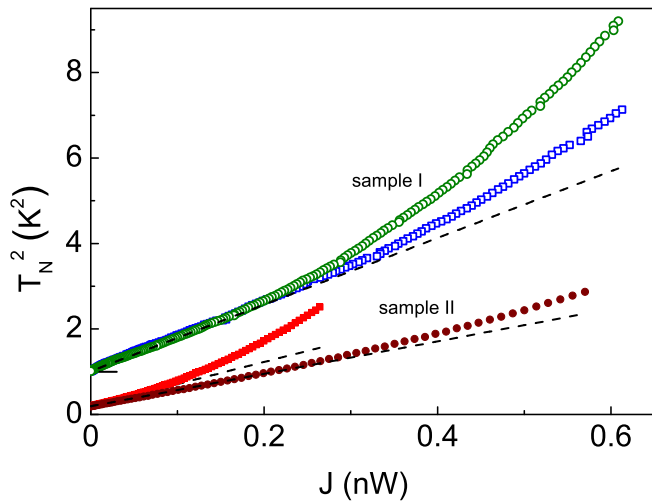


FIG. 3. Noise dependence on Joule heat power (J). Square of the noise temperature is plotted against the J for two samples. Open circles (squares) correspond to $R_0 \approx 2k\Omega$ ($R_0 \approx 1.05k\Omega$) in sample I. Closed squares (circles) correspond to $R_0 \approx 3.4k\Omega$ ($R_0 \approx 0.5k\Omega$) in sample II. Dashed lines demonstrate extrapolation of the linear dependencies $T_N^2 - T_0^2 \propto J$ at small J , where the equilibrium temperature is $T_0 = 0.1$ K for sample I and $T_0 = 0.5$ K for sample II. The data for sample I are shifted vertically for clarity (zero indicated by a solid line). The data for both samples are taken at $V < 0$. In this plot, the data for sample I were obtained in a separate run, compared to fig. 2. We believe that a difference of 15% in T_N between the datasets at $R_0 \approx 2k\Omega$ is an artefact owing to a long-term drift of the gain of the cryogenic amplifier.

$V > 0.5$ mV.

We attribute the increase of T_N at small V to the self-heating of the 2DES¹⁰. In this scenario one expects that T_N equals the electronic temperature nearby the PC and is determined solely by a Joule heat power $J = I \cdot V \sim V^2$. To verify this conjecture we plot T_N^2 as a function of J in fig. 3 and compare the data at various gate voltages of the PCs. For sample I (open symbols), at not too high J the data for two different R_0 fall on a single straight line within the experimental uncertainty. This behavior is expected for a balance between the Joule heating and Wiedemann-Franz cooling¹⁰: $T_N^2 \approx T_0^2 + R_{2DES}L^{-1}J$, where T_0 is the bath temperature, R_{2DES} is the resistance of each of the two 2DES regions connecting the PC to the ohmic contacts and L is the Lorenz number²⁰. For sample II (closed symbols), we do not observe such a universality and the increase of T_N with J slightly accelerates at increasing R_0 . Although the above formula gives a correct order of magnitude for T_N^2 in fig. 3, it underestimates the magnitude of the self-heating in both samples. This might be a result of reduced thermal conductivity in the macroscopic 2DES regions away from the PC²¹. Despite this discrepancy, in both samples the

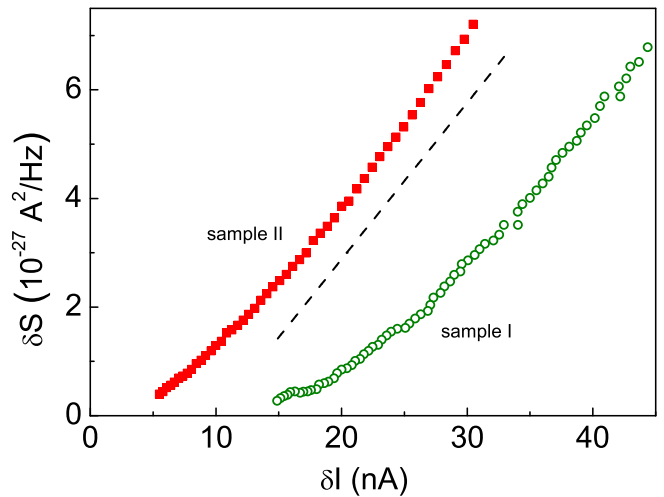


FIG. 4. Extra noise vs extra current. The spectral density δS of the extra noise is plotted as a function of the nonlinear current contribution δI for sample I (open symbols, $R_0 \approx 2k\Omega$) and sample II (closed symbols, $R_0 = 3.4k\Omega$) and $V < 0$. Dashed line is a guide with a slope of $F^* = 0.9$. In this plot we used the data in the range $0.5\text{ mV} \leq |V| \leq 1\text{ mV}$, see text. For sample I, the data is obtained in the same run as in fig.2 and the scales on both axes are reduced by a factor of 2.

functional dependence at small J can be approximated by linear, which is best seen for smaller R_0 .

Remarkably, for both samples the data at different R_0 considerably deviate at increasing J , inconsistent with the self-heating scenario. The deviation manifests itself as an upturn of the data points in respect to linear dependence of T_N^2 on J at small J in fig. 3. This is the same behavior as the deviation from the linear dependence $T_N \propto V$ in fig. 2. We evaluate the extra noise temperature δT_N as a difference between the measured T_N and the self-heating contribution extrapolated to high J , see dashed lines in fig. 3. Note that this extra noise is resolved in the regime $|eV| \gg k_B T_N$, i.e. when the injected carriers are well above and below the thermally smeared Fermi surface, respectively, for electrons on one side and holes (electron vacancies) on the other side of the PC. Below we argue that finite δT_N is caused by the same $e-e$ scattering processes, which give rise to the decrease of the nonlinear PC resistance.

In fig. 4 we plot a spectral density of the extra noise $\delta S = 4k_B \delta T_N / R_{\text{diff}}$ against a nonlinear current contribution through the PC $\delta I = I - V/R_0$. Away from the origin δS increases approximately linear with δI , indicating that both quantities follow nearly the same functional dependence on V . Strikingly, we find that in the limit of high δI the slope is consistent with the effective Fano factor of $F^* \approx 0.9$ (the slope of the dashed line). Such a relation is expected for a random process with sub-Poissonian statistics, meaning that electrons carrying extra current are barely correlated. This is not possible for equilibrium

Fermi distributions in the electron beams incident on the PC from the leads²², suggesting that a random scattering process is involved. Counter-intuitively, such extra scattering gives rise to the decrease of the PC resistance, which perfectly fits in the e - e scattering scenario of the nonlinear transport in quasi-classical PCs⁸.

Uncorrelated scattering events between the carriers of the incident and outgoing beams result in a non-equilibrium electronic distribution and give rise to the Poissonian extra noise⁸. Numerical calculations⁸ allow to estimate $F^* \approx 0.5$ in presence of the self-heating in our samples. In spite of a qualitative agreement at higher δI , our data appreciably deviate from the expected linear dependence near the origin. On one hand, this deviation might stem from the uncertainty of our procedure to quantify the self-heating. It is this uncertainty that prevents us from analyzing the data at bias voltages below $|V| \leq 0.5$ mV. On the other hand, there is an important difference between our experiment and theoretical assumptions. In Ref.⁸, the e - e scattering is assumed weak compared to the elastic scattering, which determines the mean-free path and cuts-off the logarithmic divergence of the collision integral. In contrast, we estimate²³ the e - e scattering length $l_{ee} \approx 2 \mu\text{m}$ for electrons with the energy of $|eV| = 0.5$ meV above the Fermi surface, i.e. an order of magnitude smaller than the elastic mean-free path in our devices. Still, in the regime $|eV|/k_B T_N \gg 1$, the electronic distribution in the vicinity of the PC remains strongly anisotropic (sketch in fig. 1) and the theory of Ref.⁸ is qualitatively applicable. We have checked that this qualitative picture breaks down at even higher $|V|$ ¹⁸, typically above 1 mV, where l_{ee} becomes comparable to the nominal width of the PC orifice. Here the bias dependence of R_{diff} changes sign and the overheating is apparently consistent with the suppression of thermal conductivity owing to the e - e scattering¹².

Finally, we study the effect of a small perpendicular magnetic field B on the PC noise. The value of B is chosen such that the cyclotron diameter (about $1.5 \mu\text{m}$) is large compared to the width of the PC orifice and is much smaller than the elastic mean-free path. In this case the primary effect of B is to bend the trajectories of scattering electrons and suppress the e - e scattering contribution to conductance^{7,19}. As shown in fig. 2, in a magnetic field (triangles) the overall T_N decreases compared to the $B = 0$ case (circles) and its V -dependence becomes closer to linear. At the same time, the linear decrease of R_{diff} with the bias voltage is suppressed in a magnetic field (dashed line in fig. 2). These observations strongly support the interpretation of our results in the nonlinear transport regime in terms of e - e scattering processes nearby the PC.

In summary, we study a current noise of quasi-classical ballistic PCs in the regime of nonlinear transport. On top of the trivial self-heating effect we observe extra noise with a nearly parabolic bias dependence. The extra con-

tributions to the noise and current in the nonlinear transport regime are related via a sub-Poissonian value of the effective Fano factor. In addition, a small magnetic field perpendicular to the 2DES is found to suppress both. These observations provide evidence that inelastic e - e scattering dominates the nonlinear current and noise in ballistic quasi-classical PCs.

We gratefully acknowledge discussions with M.Yu. Melnikov, V.T. Dolgoplov, K.E. Nagaev and T.V. Krishtop. A financial support from the Russian Academy of Sciences, RFBR Grants No. 12-02-00573 and No. 13-02-12127ofi, the Ministry of Education and Science of the Russian Federation Grant No. 14Y.26.31.0007 is acknowledged.

-
- [1] R. Landauer, IBM J. Res. Dev. **1**, 223 (1957); **32**, 306 (1988).
 - [2] C. W. J. Beenakker, H. van Houten, Solid State Physics, **44**, 1-228 (1991).
 - [3] Ya. M. Blanter and M. Buttiker, Phys. Rep. **336**, 1 (2000).
 - [4] I. O. Kulik, A. N. Omelyanchuk, Fiz. Nizk. Temp. **10**, 305 (1984) [Sov. J. Low Temp. Phys. **10**, 158 (1984)].
 - [5] K.E. Nagaev and O.S. Ayvazyan, Phys.Rev.Lett. **101**, 216807 (2008).
 - [6] V. T. Renard, O. A. Tkachenko, V. A. Tkachenko, et al., Phys. Rev. Lett. **100**, 186801 (2008).
 - [7] M.Yu. Melnikov, J.P. Kotthaus, V. Pellegrini, L. Sorba, G. Biasiol, and V.S. Khrapai Phys. Rev. B **86**, 075425 (2012).
 - [8] K.E. Nagaev, T.V. Krishtop, N.Yu. Sergeeva, Pis'ma v ZhETF, **94**, 53 (2011).
 - [9] I.K. Yanson, A.I. Akimenko, A.B. Verkin, Sol. Stat. Commun. **43**, 765 (1982).
 - [10] A. Kumar, L. Saminadayar, D.C. Glattli, Y. Jin and B. Etienne, Phys. Rev. Lett. **76**, 2778 (1995).
 - [11] M. Henny, S. Oberholzer, C. Strunk, C. Schoenenberger, Phys. Rev. B **59** 2871 (1999).
 - [12] E.G. Mishchenko, Phys. Rev. Lett. **85**, 4144 (2000).
 - [13] J. Dubois, T. Jullien, F. Portier, P. Roche, A. Cavanna, Y. Jin, W. Wegscheider, P. Roulleau, D.C. Glattli, Nature **502**, 659 (2013).
 - [14] M.P. Jura, M. Grobis, M.A. Topinka, L.N. Pfeiffer, K.W. West, and D. Goldhaber-Gordon, Phys. Rev. B **82** 155328 (2010).
 - [15] A.O.Govorov and J.J.Heremans, Phys. Rev. Lett. **92**, 026803 (2004).
 - [16] D. Taubert, G.J. Schinner, H.P. Tranitz, W. Wegscheider, C. Tomaras, S. Kehrein, S. Ludwig, Phys. Rev. B **82**, 161416(R) (2010); D. Taubert, C. Tomaras, G.J. Schinner, H.P. Tranitz, W. Wegscheider, S. Kehrein, S. Ludwig, *ibid.* **83**, 235404 (2011).
 - [17] C. W. J. Beenakker, H. van Houten, Solid State Physics, **44**, 1-228 (1991).
 - [18] M.Yu. Melnikov, V.S. Khrapai, Proc. of the XVII Intl. Symp. "Nanophysics and Nanoelectronics" **2**, 527 (2013).
 - [19] K.E. Nagaev, T.V. Kostyuchenko, Phys.Rev.B **81**, 125316 (2010).

- [20] Here we neglected a Joule dissipation in the bulk 2DES, which results in corrections¹⁰ of order R_{2DES}/R_0 .
- [21] A.O. Lyakhov, E. G. Mishchenko, Phys. Rev. B **67**, 041304(R) (2003).
- [22] L.S. Levitov and G.B. Lesovik, JETP Lett. **58**, 230 (1993) [Pis'ma v ZhETF **58**, 225 (1993)].
- [23] G.F. Giuliani, J.J. Quinn, Phys. Rev. B **26**, 4421 (1982).