

Generalized Darboux transformation and N-th order rogue wave solution of a general coupled nonlinear Schrödinger equations

N. Vishnu Priya, M. Senthilvelan*

*Centre for Nonlinear Dynamics, School of Physics, Bharathidasan University,
Tiruchirappalli - 620 024, Tamil Nadu, India*

Abstract

We construct a generalized Darboux transformation (GDT) of a general coupled nonlinear Schrödinger (GCNLS) system. Using GDT method we derive a recursive formula and present determinant representations for N-th order rogue wave solution of this system. Using these representations we derive first, second and third order rogue wave solutions with certain free parameters. By varying these free parameters we demonstrate the formation of triplet, triangle and hexagonal patterns of rogue waves.

Keywords: Coupled nonlinear Schrödinger system, Generalized Darboux transformation, Rogue waves, Lax pair.
2000 MSC: 37K40, 35Q51, 35Q55

1. Introduction

In recent years the study of rogue waves (RWs) got impetus due to their phenomenal properties and their use in potential applications, say for example supercontinuum generation in photonic crystal fibers and Bose-Einstein condensates [1, 2]. RW is a localized object in both space and time and appears from nowhere and disappears without a trace [3]. A wave is classified under this category when its wave height (distance from trough to crest) reaches a value which is at least twice the significant wave height [1, 2, 3]. Even though it was first observed in arbitrary depth of ocean, the phenomenon is now shown to appear in diverse areas of physics including nonlinear optical fibers [4], BEC [5], super fluid He [6], capillary waves [7], multi-component plasmas [8] and so on. The most common mathematical description of RWs is based on certain rational solutions of the nonlinear Schrödinger (NLS) equation, namely $i\psi_t + \psi_{xx} + 2|\psi|^2\psi = 0$, where ψ represents amplitude of the wave and subscripts denote partial differentiation with respect to that variable. Certain kinds of exact solutions of NLS equation have

*Corresponding address: Centre for Nonlinear Dynamics, School of Physics, Bharathidasan University, Tiruchirappalli - 620 024, Tamil Nadu, India
Email address: velan@cnld.bdu.ac.in (M. Senthilvelan)

been considered to describe possible mechanism for the formation of RWs such as Peregrine soliton [9], time periodic breather or Ma soliton (MS) [10, 11] and space periodic breather or Akhmediev breather (AB) [12]. Subsequently attempts have been made to construct RW solutions through different methods for the NLS equation and its variants [13, 14, 15, 16, 17, 18, 19, 20, 21, 22, 23, 24]. In this paper, we construct the N-th order RW solution of a general two coupled nonlinear Schrödinger (GCNLS) system [25],

$$ip_t + p_{xx} + 2(a|p|^2 + c|q|^2 + bpq^* + b^*qp^*)p = 0, \quad (1a)$$

$$iq_t + q_{xx} + 2(a|p|^2 + c|q|^2 + bpq^* + b^*qp^*)q = 0, \quad (1b)$$

where p and q are slowly varying pulse envelopes and a and c are real constants. Here b is a complex constant and $*$ denotes complex conjugation. The constants a and c describe the self phase modulation and cross phase modulation effects whereas the complex constant b and b^* describe the four wave mixing effects. When $a = c$ and $b = 0$, Eq. (1) reduces to the well known Manakov system [26]. When $a = -c$ and $b = 0$ it reduces to the mixed coupled nonlinear Schrödinger equation [27].

The Lax pair or eigenvalue problem of (1) reads as

$$\Psi_x = U\Psi = (\Lambda J + P)\Psi, \quad (2a)$$

$$\Psi_t = V\Psi = (\Lambda^2 V_0 + \Lambda V_1 + V_2)\Psi, \quad (2b)$$

where $\Psi = (\psi(x, t), \phi(x, t), \varphi(x, t))^T$ is the vector eigenfunction and the superscript T denotes the transpose of the matrix. The block matrices J , P , V_0 , V_1 , V_2 and Λ are given by

$$J = \begin{pmatrix} i & 0 & 0 \\ 0 & i & 0 \\ 0 & 0 & -i \end{pmatrix}, P = \begin{pmatrix} 0 & 0 & p \\ 0 & 0 & q \\ r_1 & r_2 & 0 \end{pmatrix}, V_0 = -2i \begin{pmatrix} 1 & 0 & 0 \\ 0 & 1 & 0 \\ 0 & 0 & -1 \end{pmatrix},$$

$$V_1 = -2 \begin{pmatrix} 0 & 0 & p \\ 0 & 0 & q \\ r_1 & r_2 & 0 \end{pmatrix}, V_2 = \begin{pmatrix} -ipr_1 & -ipr_2 & ip_x \\ -iqr_1 & -iqr_2 & iq_x \\ -ir_{1x} & -ir_{2x} & ipr_1 + iqr_2 \end{pmatrix} \quad (3)$$

and $\Lambda = \text{diag}(\lambda, \lambda, \lambda)$ where $r_1 = -(ap^* + bq^*)$, $r_2 = -(b^*p^* + cq^*)$ and λ is the isospectral parameter. Eq. (1) can be obtained from the zero curvature condition $U_t - V_x + [U, V] = 0$, where the square bracket denotes the usual commutator.

Recently Wang et al [25] have obtained N-bright soliton solution for the system (1) through Riemann-Hilbert method and studied the collision dynamics between two bright solitons. Later Lü and Penj have examined the Painlevé integrability of this model and shown that it passes the Weiss-Tabor-Carnewell (WTC) algorithm [28]. The authors have also derived particular solutions through Painlevé-Bäcklund transformation. Further, we have constructed dark-dark soliton, general breather (GB), Akhmediev breather (AB), Ma soliton (MS) and first order RW solutions of (1) using Hirota bilinearization method. We have captured the dark-dark soliton in the defocusing regime and identified the other solutions, namely GB, AB, MS and RW in the focusing regime and also analyzed the characteristics of the above profiles with respect to the four-wave mixing parameter. In addition to the above we have considered RW solution as the starting point and derived AB, MS and GB in the reverse direction. In a follow-up work, we have constructed explicit higher order RW solutions of (1) using modified Darboux transformation method (DT).

Very recently efforts have also been made to construct N-th order RW solution of certain nonlinear evolution equations, see for example Refs. [29, 30, 31, 32, 33, 34, 35, 36]. Motivated by this contemporary development, in this paper, we intend to construct the N-th order RW solution of this model. Since it is difficult to construct explicit N-th order RW solution using modified DT, we consider the generalized Darboux transformation method (GDT) and derive the N-th order RW solution of this system. In the conventional N-fold DT one has N-distinct eigenvalues. However, it has been shown that the higher order RW solutions do contain only one critical eigenvalue λ_0 . As our aim is to construct higher order RW solutions through DT we need to restrict all the eigenvalues λ_i , $i = 1, 2, \dots, N$, such that $\lambda_i \rightarrow \lambda_1 = \lambda_0$. It has been demonstrated that in the GDT, N distinct eigenvalues can be restricted to a single critical eigenvalue through a suitable limit process. Applying this limit process successively we can construct the recursive formula for N-th order RW solution. Applying the same limit process on the determinant representation of N-fold DT we can get the determinant representation of N-th order RW solution. In this paper, we present both the recursive formula and determinant representation of N-th order RW solution. We also analyze the structure of these RWs in detail with certain free parameters. We present the explicit expression of first and second order RW solutions of (1). Since the explicit expression of third order RW solution is very lengthy we only give the third iterated GDT solution formula of it. We derive the second and third order RW solutions with two and four free parameters respectively. In addition to the above, we analyze the RW solutions based on these free parameters and obtain certain interesting structures. For example, in the case of second order RW solution we get triplet structure and in the case of third order RW solution we observe triangular and hexagonal structures respectively.

The plan of the paper is as follows. In Sec. 2, we construct first, second and third iteration of DT for (1) and present the N-th iteration of DT. In Sec. (3), we discuss GDT of Eq. (1) in detail and present both recursive formula and determinant expressions of N-th order RW solution through GDT. In Sec. (4), we derive the explicit form of first, second and third order RW solutions. A detailed description of first, second and third order RW solutions based on the free parameters is also included in this section. Finally, in Sec. (5), we present our conclusions.

2. Darboux transformation for GCNLS system

2.1. First iteration

A Darboux transformation (DT) is a special gauge transformation,

$$\Psi[1] = T[1]\Psi = \Psi\Lambda - S[1]\Psi, \quad (4)$$

where Ψ and $\Psi[1]$ are old and new eigenfunctions of (2), $T[1]$ is the Darboux matrix and $S[1]$ is a non-singular 3×3 matrix. The DT (4) transforms the original Lax pair (2) into a new Lax pair,

$$\begin{aligned} \Psi[1]_x &= U[1]\Psi[1] = (\Lambda J + P[1])\Psi[1], \\ \Psi[1]_t &= V[1]\Psi[1] = (\Lambda^2 V_0[1] + \Lambda V_1[1] + V_2[1])\Psi[1], \end{aligned} \quad (5)$$

in which the matrices $P[1]$, $V_0[1]$, $V_1[1]$ and $V_2[1]$ assume the same forms as that of P , V_0 , V_1 and V_2 except that the potentials p and q have now acquired new expressions,

namely $p[1]$ and $q[1]$ in $U[1]$ and $V[1]$. Substituting the transformation (4) into (2) and comparing the resultant expressions with (5), we find

$$U[1] = (T[1]_x + T[1]U)T[1]^{-1}, \quad V[1] = (T[1]_t + T[1]V)T[1]^{-1}. \quad (6)$$

Plugging the expressions $U[1]$, $V[1]$, U , V and $T[1]$ in Eq. (6) and equating the coefficients of various powers of Λ on both sides we get the following relations between old and new potentials, namely

$$V_0[1] = V_0, \quad (7a)$$

$$V_1[1] = V_1 + [V_0, S[1]], \quad (7b)$$

$$V_2[1] = V_2 + [V_1, S[1]] + [V_0, S[1]]S[1], \quad (7c)$$

$$P[1] = P + [J, S[1]], \quad (7d)$$

$$S[1]_x = [P, S[1]] + [J, S[1]]S[1], \quad (7e)$$

$$S[1]_t = [V_2, S[1]] + [V_1, S[1]]S[1] + [V_0, S[1]]S[1]^2. \quad (7f)$$

The eigenvalue problem given in (2) remains invariant under the transformation (4) provided $S[1]$ satisfies all the Eqs. (7a)-(7f).

We assume a general form for the matrix $S[1]$, namely

$$S[1] = \begin{pmatrix} S_{11} & S_{12} & S_{13} \\ S_{21} & S_{22} & S_{23} \\ S_{31} & S_{32} & S_{33} \end{pmatrix}. \quad (8)$$

Substituting the assumed form of $S[1]$ in Eq. (7d) and equating the matrix elements on both sides, we find

$$p[1] = p + 2iS_{13}, \quad q[1] = q + 2iS_{23}. \quad (9)$$

To determine the exact form of $S[1]$ we consider $S[1]$ to be [37],

$$S[1] = H_1 \Lambda_1 H_1^{-1}, \quad (10)$$

where

$$H_1 = \begin{pmatrix} \psi_1 & \varphi_1^* & 0 \\ \phi_1 & 0 & \varphi_1^* \\ \varphi_1 & -\psi_1^* & -\phi_1^* \end{pmatrix}, \quad \Lambda_1 = \begin{pmatrix} \lambda_1 & 0 & 0 \\ 0 & \lambda_1^* & 0 \\ 0 & 0 & \lambda_1^* \end{pmatrix}. \quad (11)$$

In Eq. (11) $\Psi_1 = (\psi_1, \phi_1, \varphi_1)^T$ is the column solution of Lax pair equations (2) for the initial potential (p, q) at $\lambda = \lambda_1$. Then it follows from the orthogonality condition that $(\varphi_1^*, 0, -\psi_1^*)^T$ and $(0, \varphi_1^*, -\phi_1^*)^T$ are also the solutions of (2) at $\lambda = \lambda_1^*$.

The first iterated DT is given by $\Psi[1] = T[1]\Psi = \Psi\Lambda - S[1]\Psi$ (vide Eq.(4)). If H_1 is the solution of $\Psi[1]$ at $\Lambda = \Lambda_1$ then it should satisfy [37]

$$\Psi_1[1] = T[1]H_1 = 0. \quad (12)$$

In other words

$$H_1 \Lambda_1 - S[1]H_1 = 0 \Rightarrow S[1]H_1 = H_1 \Lambda_1. \quad (13)$$

Expressing Eq. (13) in matrix form, we have

$$\begin{pmatrix} S_{11} & S_{12} & S_{13} \\ S_{21} & S_{22} & S_{23} \\ S_{31} & S_{32} & S_{33} \end{pmatrix} \times \begin{pmatrix} \psi_1 & \varphi_1^* & 0 \\ \phi_1 & 0 & \varphi_1^* \\ \varphi_1 & -\psi_1^* & -\phi_1^* \end{pmatrix} = \begin{pmatrix} \lambda_1 \psi_1 & \lambda_1^* \varphi_1^* & 0 \\ \lambda_1 \phi_1 & 0 & \lambda_1^* \varphi_1^* \\ \lambda_1 \varphi_1 & -\lambda_1^* \psi_1^* & -\lambda_1^* \phi_1^* \end{pmatrix}. \quad (14)$$

Using Cramer's rule we can determine the exact expression of S_{13} and S_{23} which in turn reads

$$S_{13} = \frac{\begin{vmatrix} \psi_1 & \varphi_1^* & 0 \\ \phi_1 & 0 & \varphi_1^* \\ \lambda_1 \psi_1 & \lambda_1^* \varphi_1^* & 0 \end{vmatrix}}{\begin{vmatrix} \psi_1 & \varphi_1^* & 0 \\ \phi_1 & 0 & \varphi_1^* \\ \varphi_1 & -\psi_1^* & -\phi_1^* \end{vmatrix}}, \quad S_{23} = \frac{\begin{vmatrix} \psi_1 & \varphi_1^* & 0 \\ \phi_1 & 0 & \varphi_1^* \\ \lambda_1 \phi_1 & 0 & \lambda_1^* \varphi_1^* \end{vmatrix}}{\begin{vmatrix} \psi_1 & \varphi_1^* & 0 \\ \phi_1 & 0 & \varphi_1^* \\ \varphi_1 & -\psi_1^* & -\phi_1^* \end{vmatrix}}. \quad (15)$$

Evaluating the above determinants, we find

$$S_{13} = \frac{(\lambda_1 - \lambda_1^*)\psi_1\varphi_1^*}{|\psi_1|^2 + |\phi_1|^2 + |\varphi_1|^2}, \quad (16a)$$

$$S_{23} = \frac{(\lambda_1 - \lambda_1^*)\phi_1\varphi_1^*}{|\psi_1|^2 + |\phi_1|^2 + |\varphi_1|^2}. \quad (16b)$$

From (16) it is evident that to determine S_{13} and S_{23} one should know the explicit expressions of ψ_1 , ϕ_1 and φ_1 which are the solutions of the eigenvalue problem (2). They can be determined by solving the following six coupled linear first order partial differential equations, namely

$$\begin{aligned} \psi_{1x} &= i\lambda_1\psi_1 + p\varphi_1, \\ \phi_{1x} &= i\lambda_1\phi_1 + q\varphi_1, \\ \varphi_{1x} &= r_1\psi_1 + r_2\phi_1 - i\lambda\varphi_1, \\ \psi_{1t} &= (-2i\lambda_1^2 - ipr_1)\psi_1 - ipr_2\phi_1 + (ip_x - 2p\lambda_1)\varphi_1, \\ \phi_{1t} &= (-2i\lambda_1^2 - iqr_2)\phi_1 - iqr_1\psi_1 + (iq_x - 2q\lambda_1)\varphi_1, \\ \varphi_{1t} &= (-ir_{1x} - 2\lambda_1r_1)\psi_1 + (-ir_{2x} - 2\lambda_1r_2)\phi_1 \\ &\quad + (ipr_1 + iqr_2 + 2i\lambda_1^2)\varphi_1. \end{aligned} \quad (17)$$

Solving the system of equations given in (17) with appropriate seed solution p and q , one can obtain the explicit expressions of ψ_1 , ϕ_1 and φ_1 . With the known expressions of ψ_1 , ϕ_1 and φ_1 the matrix elements S_{13} and S_{23} can now be fixed. Plugging the latter into (9), we obtain the solution for the Eq. (1) in the form

$$\begin{aligned} p[1] &= p + 2i \frac{(\lambda_1 - \lambda_1^*)\psi_1\varphi_1^*}{|\psi_1|^2 + |\phi_1|^2 + |\varphi_1|^2}, \\ q[1] &= q + 2i \frac{(\lambda_1 - \lambda_1^*)\phi_1\varphi_1^*}{|\psi_1|^2 + |\phi_1|^2 + |\varphi_1|^2}. \end{aligned} \quad (18)$$

Eq. (18) can also be written in a more compact determinant form, that is

$$p[1] = p + 2i \frac{\begin{vmatrix} \psi_1 & \varphi_1^* & 0 \\ \phi_1 & 0 & \varphi_1^* \\ \lambda_1 \psi_1 & \lambda_1^* \varphi_1^* & 0 \end{vmatrix}}{\begin{vmatrix} \psi_1 & \varphi_1^* & 0 \\ \phi_1 & 0 & \varphi_1^* \\ \varphi_1 & -\psi_1^* & -\phi_1^* \end{vmatrix}}, \quad q[1] = q + 2i \frac{\begin{vmatrix} \psi_1 & \varphi_1^* & 0 \\ \phi_1 & 0 & \varphi_1^* \\ \lambda_1 \phi_1 & 0 & \lambda_1^* \varphi_1^* \end{vmatrix}}{\begin{vmatrix} \psi_1 & \varphi_1^* & 0 \\ \phi_1 & 0 & \varphi_1^* \\ \varphi_1 & -\psi_1^* & -\phi_1^* \end{vmatrix}}. \quad (19)$$

Through the formula (18) or (19) one can generate a class of solutions including solitary wave solution, breather and RW solution for the Eq. (1).

2.2. Second iteration

The second iterated DT reads,

$$\Psi[2] = T[2]\Psi[1] = \Psi[1]\Lambda - S[2]\Psi[1], \quad (20)$$

where $\Psi[2]$ and $\Psi[1]$ are the second and first iterated eigenfunctions respectively and $T[2]$ is the second iterated DT matrix. The DT (20) transforms the first iterated Lax pair (5) into the second iterated Lax pair of the same type

$$\begin{aligned} \Psi[2]_x &= U[2]\Psi[2] = (\Lambda J + P[2])\Psi[2], \\ \Psi[2]_t &= V[2]\Psi[2] = (\Lambda^2 V_0[2] + \Lambda V_1[2] + V_2[2])\Psi[2], \end{aligned} \quad (21)$$

where the matrices $P[2]$, $V_0[2]$, $V_1[2]$ and $V_2[2]$ have the same forms as that of $P[1]$, $V_0[1]$, $V_1[1]$ and $V_2[1]$ except that the potentials $p[1]$ and $q[1]$ have now acquired new expressions $p[2]$ and $q[2]$ in the matrices $U[2]$ and $V[2]$. Substituting the transformation (20) into (21) and rearranging the resultant equations, we get

$$U[2] = (T[2]_x + T[2]U[1])T[2]^{-1}, \quad V[2] = (T[2]_t + T[2]V[1])T[2]^{-1}. \quad (22)$$

Substituting the matrix expressions of $U[2]$, $V[2]$, $U[1]$, $V[1]$ and $T[2]$ in Eq. (22) and equating the coefficients of various powers of Λ on both sides we get the following relations between the first iterated and second iterated potentials, namely

$$V_0[2] = V_0[1], \quad (23a)$$

$$V_1[2] = V_1[1] + [V_0[1], S[2]], \quad (23b)$$

$$V_2[2] = V_2[1] + [V_1[1], S[2]] + [V_0[1], S[2]]S[2], \quad (23c)$$

$$P[2] = P[1] + [J, S[2]], \quad (23d)$$

$$S[2]_x = [P[1], S[2]] + [J, S[2]]S[2], \quad (23e)$$

$$S[2]_t = [V_2[1], S[2]] + [V_1[1], S[2]]S[2] + [V_0[1], S[2]]S[2]^2. \quad (23f)$$

The eigenvalue problem given in (21) remains invariant under the transformation (20), provided $S[2]$ satisfies all the Eqs. (23a)-(23f).

We consider the matrix $S[2]$ is of the form

$$S[2] = \begin{pmatrix} S[2]_{11} & S[2]_{12} & S[2]_{13} \\ S[2]_{21} & S[2]_{22} & S[2]_{23} \\ S[2]_{31} & S[2]_{32} & S[2]_{33} \end{pmatrix} \quad (24)$$

so that upon substituting (24) in Eq. (23d) we can find the following two expressions which link the new and old potentials respectively, that is

$$p[2] = p[1] + 2iS[2]_{13}, \quad q[2] = q[1] + 2iS[2]_{23}. \quad (25)$$

We determine the elements in the matrix $S[2]$ by assuming the latter to be

$$S[2] = H_2[1]\Lambda_2 H_2[1]^{-1}, \quad (26)$$

where

$$H_2[1] = \begin{pmatrix} \psi_2[1] & \varphi_2[1]^* & 0 \\ \phi_2[1] & 0 & \varphi_2[1]^* \\ \varphi_2[1] & -\psi_2[1]^* & -\phi_2[1]^* \end{pmatrix}, \quad \Lambda_2 = \begin{pmatrix} \lambda_2 & 0 & 0 \\ 0 & \lambda_2^* & 0 \\ 0 & 0 & \lambda_2^* \end{pmatrix}. \quad (27)$$

In Eq. (27) $\Psi_2[1] = (\psi_2[1], \phi_2[1], \varphi_2[1])^T$ is the column solution of the Lax pair (21) at $\lambda = \lambda_2$. It follows from the orthogonality condition that $(\varphi_2[1]^*, 0, -\psi_2[1]^*)^T$ and $(0, \varphi_2[1]^*, -\phi_2[1]^*)^T$ are also the solutions of (21) at $\lambda = \lambda_2^*$. If $H_2[1]$ is the solution of $\Psi[2]$ at $\Lambda = \Lambda_2$ then it should satisfy

$$\Psi[2] = T[2]H_2[1] = 0. \quad (28)$$

In other words

$$H_2[1]\Lambda_2 - S[2]H_2[1] = 0 \Rightarrow S[2]H_2[1] = H_2[1]\Lambda_2. \quad (29)$$

The explicit matrix form of Eq. (29) is given by

$$\begin{pmatrix} S[2]_{11} & S[2]_{12} & S[2]_{13} \\ S[2]_{21} & S[2]_{22} & S[2]_{23} \\ S[2]_{31} & S[2]_{32} & S[2]_{33} \end{pmatrix} \times \begin{pmatrix} \psi_2[1] & \varphi_2[1]^* & 0 \\ \phi_2[1] & 0 & \varphi_2[1]^* \\ \varphi_2[1] & -\psi_2[1]^* & -\phi_2[1]^* \end{pmatrix} \\ = \begin{pmatrix} \lambda_2\psi_2[1] & \lambda_2^*\varphi_2[1]^* & 0 \\ \lambda_2\phi_2[1] & 0 & \lambda_2^*\varphi_2[1]^* \\ \lambda_2\varphi_2[1] & -\lambda_2^*\psi_2[1]^* & -\lambda_2^*\phi_2[1]^* \end{pmatrix}. \quad (30)$$

Since we need to know the exact expression of only two matrix elements, namely $S[2]_{13}$, $S[2]_{23}$ (vide Eq.(25)), we determine them from the above equation with the help of Cramer's rule. Our result shows that

$$\begin{aligned} S[2]_{13} &= \frac{(\lambda_2 - \lambda_2^*)\psi_2[1]\varphi_2^*[1]}{|\psi_2[1]|^2 + |\phi_2[1]|^2 + |\varphi_2[1]|^2}, \\ S[2]_{23} &= \frac{(\lambda_2 - \lambda_2^*)\phi_2[1]\varphi_2^*[1]}{|\psi_2[1]|^2 + |\phi_2[1]|^2 + |\varphi_2[1]|^2}. \end{aligned} \quad (31)$$

From (31) it is evident that to determine $S[2]_{13}$ and $S[2]_{23}$ one should know the explicit expressions of $\psi_2[1]$, $\phi_2[1]$ and $\varphi_2[1]$ which are nothing but the solutions of the

Lax pair equations,

$$\begin{aligned}
\psi_2[1]_x &= i\lambda_2\psi_2[1] + p[1]\varphi_2[1], \\
\phi_2[1]_x &= i\lambda_2\phi_2[1] + q[1]\varphi_2[1], \\
\varphi_2[1]_x &= r_1[1]\psi_2[1] + r_2[1]\phi_2[1] - i\lambda_2\varphi_2[1], \\
\psi_2[1]_t &= (-2i\lambda_2^2 - ip[1]r_1[1])\psi_2[1] - ip[1]r_2[1]\phi_2[1] + (ip[1]_x - 2p[1]\lambda_2)\varphi_2[1], \\
\phi_2[1]_t &= (-2i\lambda_2^2 - iq[1]r_2[1])\phi_2[1] - iq[1]r_1[1]\psi_2[1] + (iq[1]_x - 2q[1]\lambda_2)\varphi_2[1], \\
\varphi_2[1]_t &= (-ir_1[1]_x - 2\lambda_2r_1[1])\psi_2[1] + (-ir_2[1]_x - 2\lambda_2r_2[1])\phi_2[1] \\
&\quad + (ip[1]r_1[1] + iq[1]r_2[1] + 2i\lambda_2^2)\varphi_2[1],
\end{aligned} \tag{32}$$

with $r_1[1] = -(ap[1]^* + bq[1]^*)$, $r_2 = -(b^*p[1]^* + cq[1]^*)$ where $p[1]$ and $q[1]$ are the first iterated potentials.

Solving Eq. (32) consistently with first iterated potentials $p[1]$ and $q[1]$ we can obtain the exact forms of $\psi_2[1]$, $\phi_2[1]$ and $\varphi_2[1]$. Substituting them in (31) we can get the matrix elements $S[2]_{13}$ and $S[2]_{23}$. Plugging the latter into (25) we arrive at the second iterated solution for the Eq. (1) in the form

$$\begin{aligned}
p[2] &= p[1] + 2i \frac{(\lambda_2 - \lambda_2^*)\psi_2[1]\varphi_2^*[1]}{|\psi_2[1]|^2 + |\phi_2[1]|^2 + |\varphi_2[1]|^2}, \\
q[2] &= q[1] + 2i \frac{(\lambda_2 - \lambda_2^*)\phi_2[1]\varphi_2^*[1]}{|\psi_2[1]|^2 + |\phi_2[1]|^2 + |\varphi_2[1]|^2}.
\end{aligned} \tag{33}$$

Using (33) one can generate a class of solutions including 2-soliton solutions, second order breathers and so on for the Eq. (1). Eq. (33) can also be written in a more compact form, that is

$$p[2] = p + 2i \frac{|N_1[2]|}{|D[2]|}, \quad q[2] = q + 2i \frac{|N_2[2]|}{|D[2]|}, \tag{34}$$

where the matrices $N_1[2]$, $N_2[2]$ and $D[2]$ are given by

$$N_1[2] = \begin{pmatrix} \lambda_1\psi_1 & \lambda_2\psi_2 & \lambda_1^*\varphi_1^* & \lambda_2^*\varphi_2^* & 0 & 0 \\ \psi_1 & \psi_2 & \varphi_1^* & \varphi_2^* & 0 & 0 \\ \lambda_1\phi_1 & \lambda_2\phi_2 & 0 & 0 & \lambda_1^*\varphi_1^* & \lambda_2^*\varphi_2^* \\ \phi_1 & \phi_2 & 0 & 0 & \varphi_1^* & \varphi_2^* \\ \lambda_1^2\psi_1 & \lambda_2^2\psi_2 & \lambda_1^{*2}\varphi_1^* & \lambda_2^{*2}\varphi_2^* & 0 & 0 \\ \varphi_1 & \varphi_2 & -\psi_1^* & -\psi_2^* & -\phi_1^* & -\phi_2^* \end{pmatrix},$$

$$N_2[2] = \begin{pmatrix} \lambda_1\psi_1 & \lambda_2\psi_2 & \lambda_1^*\varphi_1^* & \lambda_2^*\varphi_2^* & 0 & 0 \\ \psi_1 & \psi_2 & \varphi_1^* & \varphi_2^* & 0 & 0 \\ \lambda_1\phi_1 & \lambda_2\phi_2 & 0 & 0 & \lambda_1^*\varphi_1^* & \lambda_2^*\varphi_2^* \\ \phi_1 & \phi_2 & 0 & 0 & \varphi_1^* & \varphi_2^* \\ \lambda_1^2\phi_1 & \lambda_2^2\phi_2 & 0 & 0 & \lambda_1^{*2}\varphi_1^* & \lambda_2^{*2}\varphi_2^* \\ \varphi_1 & \varphi_2 & -\psi_1^* & -\psi_2^* & -\phi_1^* & -\phi_2^* \end{pmatrix},$$

and

$$D[2] = \begin{pmatrix} \lambda_1 \psi_1 & \lambda_2 \psi_2 & \lambda_1^* \varphi_1^* & \lambda_2^* \varphi_2^* & 0 & 0 \\ \psi_1 & \psi_2 & \varphi_1^* & \varphi_2^* & 0 & 0 \\ \lambda_1 \phi_1 & \lambda_2 \phi_2 & 0 & 0 & \lambda_1^* \varphi_1^* & \lambda_2^* \varphi_2^* \\ \phi_1 & \phi_2 & 0 & 0 & \varphi_1^* & \varphi_2^* \\ \lambda_1 \varphi_1 & \lambda_2 \varphi_2 & -\lambda_1^* \psi_1^* & -\lambda_2^* \psi_2^* & -\lambda_1^* \phi_1^* & -\lambda_2^* \phi_2^* \\ \varphi_1 & \varphi_2 & -\psi_1^* & -\psi_2^* & -\phi_1^* & -\phi_2^* \end{pmatrix}. \quad (35)$$

In the above determinant representations $(\psi_2, \phi_2, \varphi_2)^T$ is the column solution of Lax pair equations (2) at $\lambda = \lambda_2$ so that $(\varphi_2^*, 0, -\psi_2^*)^T$ and $(0, \varphi_2^*, -\phi_2^*)^T$ are also the solutions of (2) at $\lambda = \lambda_2^*$.

2.3. Third Iteration

Since we plan to construct third order RW solution also, in the following, we recall the essential expressions to derive it. The third iterated DT matrix,

$$T[3] = \Lambda - H_3[2]\Lambda[3]H_3[2]^{-1}, \quad (36)$$

acts on the eigenfunction $\Psi[2]$ yields

$$\Psi[3] = T[3]\Psi[2]. \quad (37)$$

This transformation changes the second iterated solution $p[2]$ and $q[2]$ into new solution $p[3]$ and $q[3]$ as

$$\begin{aligned} p[3] &= p[2] + 2i \frac{(\lambda_3 - \lambda_3^*)\psi_3[2]\varphi_3^*[2]}{|\psi_3[2]|^2 + |\phi_3[2]|^2 + |\varphi_3[2]|^2}, \\ q[3] &= q[2] + 2i \frac{(\lambda_3 - \lambda_3^*)\phi_3[2]\varphi_3^*[2]}{|\psi_3[2]|^2 + |\phi_3[2]|^2 + |\varphi_3[2]|^2}, \end{aligned} \quad (38)$$

where $(\psi_3[2], \phi_3[2], \varphi_3[2])^T$ is the column solution of the Lax pair equation at $\lambda = \lambda_3$ with $p[2]$ and $q[2]$ as the seed solution. From the formula (38) we can derive three soliton solution and third order breather solution using suitable seed solution. Using the ideas given in the previous subsection we can rewrite Eq. (38) in a more compact form,

$$p[3] = p + 2i \frac{|N_1[3]|}{|D[3]|}, \quad q[3] = q + 2i \frac{|N_2[3]|}{|D[3]|}, \quad (39)$$

where the matrices $N_1[3]$, $N_2[3]$ and $D[3]$ are given by

$$N_1[3] = \begin{pmatrix} \lambda_1^2 \psi_1 & \lambda_2^2 \psi_2 & \lambda_3^2 \psi_3 & \lambda_1^{*2} \varphi_1^* & \lambda_2^{*2} \varphi_2^* & \lambda_3^{*2} \varphi_3^* & 0 & 0 & 0 \\ \lambda_1 \psi_1 & \lambda_2 \psi_2 & \lambda_3 \psi_3 & \lambda_1^* \varphi_1^* & \lambda_2^* \varphi_2^* & \lambda_3^* \varphi_3^* & 0 & 0 & 0 \\ \psi_1 & \psi_2 & \psi_3 & \varphi_1^* & \varphi_2^* & \varphi_3^* & 0 & 0 & 0 \\ \lambda_1^2 \phi_1 & \lambda_2^2 \phi_2 & \lambda_3^2 \phi_3 & 0 & 0 & 0 & \lambda_1^{*2} \varphi_1^* & \lambda_2^{*2} \varphi_2^* & \lambda_3^{*2} \varphi_3^* \\ \lambda_1 \phi_1 & \lambda_2 \phi_2 & \lambda_3 \phi_3 & 0 & 0 & 0 & \lambda_1^* \varphi_1^* & \lambda_2^* \varphi_2^* & \lambda_3^* \varphi_3^* \\ \phi_1 & \phi_2 & \phi_3 & 0 & 0 & 0 & \varphi_1^* & \varphi_2^* & \varphi_3^* \\ \lambda_1^3 \psi_1 & \lambda_2^3 \psi_2 & \lambda_3^3 \psi_3 & \lambda_1^{*3} \varphi_1^* & \lambda_2^{*3} \varphi_2^* & \lambda_3^{*3} \varphi_3^* & 0 & 0 & 0 \\ \lambda_1 \varphi_1 & \lambda_2 \varphi_2 & \lambda_3 \varphi_3 & -\lambda_1^* \psi_1^* & -\lambda_2^* \psi_2^* & -\lambda_3^* \psi_3^* & -\lambda_1^* \phi_1^* & -\lambda_2^* \phi_2^* & -\lambda_3^* \phi_3^* \\ \varphi_1 & \varphi_2 & \varphi_3 & -\psi_1^* & -\psi_2^* & -\psi_3^* & -\phi_1^* & -\phi_2^* & -\phi_3^* \end{pmatrix},$$

$$N_2[3] = \begin{pmatrix} \lambda_1^2 \psi_1 & \lambda_2^2 \psi_2 & \lambda_3^2 \psi_3 & \lambda_1^{*2} \varphi_1^* & \lambda_2^{*2} \varphi_2^* & \lambda_3^{*2} \varphi_3^* & 0 & 0 & 0 \\ \lambda_1 \psi_1 & \lambda_2 \psi_2 & \lambda_3 \psi_3 & \lambda_1^* \varphi_1^* & \lambda_2^* \varphi_2^* & \lambda_3^* \varphi_3^* & 0 & 0 & 0 \\ \psi_1 & \psi_2 & \psi_3 & \varphi_1^* & \varphi_2^* & \varphi_3^* & 0 & 0 & 0 \\ \lambda_1^2 \phi_1 & \lambda_2^2 \phi_2 & \lambda_3^2 \phi_3 & 0 & 0 & 0 & \lambda_1^{*2} \varphi_1^* & \lambda_2^{*2} \varphi_2^* & \lambda_3^{*2} \varphi_3^* \\ \lambda_1 \phi_1 & \lambda_2 \phi_2 & \lambda_3 \phi_3 & 0 & 0 & 0 & \lambda_1^* \varphi_1^* & \lambda_2^* \varphi_2^* & \lambda_3^* \varphi_3^* \\ \phi_1 & \phi_2 & \phi_3 & 0 & 0 & 0 & \varphi_1^* & \varphi_2^* & \varphi_3^* \\ \lambda_1^3 \phi_1 & \lambda_2^3 \phi_2 & \lambda_3^3 \phi_3 & 0 & 0 & 0 & \lambda_1^{*3} \varphi_1^* & \lambda_2^{*3} \varphi_2^* & \lambda_3^{*3} \varphi_3^* \\ \lambda_1 \varphi_1 & \lambda_2 \varphi_2 & \lambda_3 \varphi_3 & -\lambda_1^* \psi_1^* & -\lambda_2^* \psi_2^* & -\lambda_3^* \psi_3^* & -\lambda_1^* \phi_1^* & -\lambda_2^* \phi_2^* & -\lambda_3^* \phi_3^* \\ \varphi_1 & \varphi_2 & \varphi_3 & -\psi_1^* & -\psi_2^* & -\psi_3^* & -\phi_1^* & -\phi_2^* & -\phi_3^* \end{pmatrix}$$

and

$$D[3] = \begin{pmatrix} \lambda_1^2 \psi_1 & \lambda_2^2 \psi_2 & \lambda_3^2 \psi_3 & \lambda_1^{*2} \varphi_1^* & \lambda_2^{*2} \varphi_2^* & \lambda_3^{*2} \varphi_3^* & 0 & 0 & 0 \\ \lambda_1 \psi_1 & \lambda_2 \psi_2 & \lambda_3 \psi_3 & \lambda_1^* \varphi_1^* & \lambda_2^* \varphi_2^* & \lambda_3^* \varphi_3^* & 0 & 0 & 0 \\ \psi_1 & \psi_2 & \psi_3 & \varphi_1^* & \varphi_2^* & \varphi_3^* & 0 & 0 & 0 \\ \lambda_1^2 \phi_1 & \lambda_2^2 \phi_2 & \lambda_3^2 \phi_3 & 0 & 0 & 0 & \lambda_1^{*2} \varphi_1^* & \lambda_2^{*2} \varphi_2^* & \lambda_3^{*2} \varphi_3^* \\ \lambda_1 \phi_1 & \lambda_2 \phi_2 & \lambda_3 \phi_3 & 0 & 0 & 0 & \lambda_1^* \varphi_1^* & \lambda_2^* \varphi_2^* & \lambda_3^* \varphi_3^* \\ \phi_1 & \phi_2 & \phi_3 & 0 & 0 & 0 & \varphi_1^* & \varphi_2^* & \varphi_3^* \\ \lambda_1^2 \varphi_1 & \lambda_2^2 \varphi_2 & \lambda_3^2 \varphi_3 & -\lambda_1^{*2} \psi_1^* & -\lambda_2^{*2} \psi_2^* & -\lambda_3^{*2} \psi_3^* & -\lambda_1^{*2} \phi_1^* & -\lambda_2^{*2} \phi_2^* & -\lambda_3^{*2} \phi_3^* \\ \lambda_1 \varphi_1 & \lambda_2 \varphi_2 & \lambda_3 \varphi_3 & -\lambda_1^* \psi_1^* & -\lambda_2^* \psi_2^* & -\lambda_3^* \psi_3^* & -\lambda_1^* \phi_1^* & -\lambda_2^* \phi_2^* & -\lambda_3^* \phi_3^* \\ \varphi_1 & \varphi_2 & \varphi_3 & -\psi_1^* & -\psi_2^* & -\psi_3^* & -\phi_1^* & -\phi_2^* & -\phi_3^* \end{pmatrix}. \quad (40)$$

In the above determinant representations $(\psi_3, \phi_3, \varphi_3)^T$ is the column solution of Lax pair equations (2) at $\lambda = \lambda_3$ and $(\varphi_3^*, 0, -\psi_3^*)^T$ and $(0, \varphi_3^*, -\phi_3^*)^T$ are solutions of (2) at $\lambda = \lambda_3^*$.

2.4. N -th Iteration

If N distinct basic solutions $\Psi_k = (\psi_k, \phi_k, \varphi_k)^T$, $k = 1, 2, \dots, N$, of the Lax pair (2) are given at $\lambda = \lambda_k$, $k = 1, 2, \dots, N$, then the N -fold DT can be iterated successively. The N -th iterated solution turns out to be

$$p[N] = p[N-1] + 2i \frac{(\lambda_N - \lambda_N^*) \psi_N[N-1] \varphi_N^*[N-1]}{|\psi_N[N-1]|^2 + |\phi_N[N-1]|^2 + |\varphi_N[N-1]|^2},$$

$$q[N] = q[N-1] + 2i \frac{(\lambda_N - \lambda_N^*) \phi_N[N-1] \varphi_N^*[N-1]}{|\psi_N[N-1]|^2 + |\phi_N[N-1]|^2 + |\varphi_N[N-1]|^2}, \quad (41)$$

where $\Psi[N-1] = T[N-1]\Psi[N-2] = T[N-1]T[N-2]\dots T[1]T[0]\Psi$ and $T[N] = \Lambda_N - H_N[N-1]\Lambda[N]H_N[N-1]^{-1}$ with

$$\Lambda[N] = \begin{pmatrix} \lambda_N & 0 & 0 \\ 0 & \lambda_N^* & 0 \\ 0 & 0 & \lambda_N^* \end{pmatrix},$$

$$H_N[N-1] = \begin{pmatrix} \psi_N[N-1] & \varphi_N^*[N-1] & 0 \\ \phi_N[N-1] & 0 & \varphi_N^*[N-1] \\ \varphi_N[N-1] & -\psi_N^*[N-1] & -\phi_N^*[N-1] \end{pmatrix}. \quad (42)$$

By solving the Lax pair equations with suitable seed solution and substituting the obtained forms in the solution formula (41) we can construct a class of solutions including N-soliton solutions, N-breather solutions and so on.

The determinant forms of the N -th iterated solutions are given by,

$$p[N] = p[0] + 2i \frac{\Delta_2}{\Delta_1}, \quad q[N] = q[0] + 2i \frac{\Delta_3}{\Delta_1}, \quad (43)$$

$$\Delta_1 = \begin{vmatrix} \lambda_1^{N-1} \psi_1 & \cdots & \lambda_N^{N-1} \psi_N & \lambda_1^{*(N-1)} \varphi_1^* & \cdots & \lambda_N^{*(N-1)} \varphi_N^* & 0 & \cdots & 0 \\ \cdots & \cdots & \cdots & \cdots & \cdots & \cdots & \cdots & \cdots & \cdots \\ \psi_1 & \cdots & \psi_N & \varphi_1^* & \cdots & \varphi_N^* & 0 & \cdots & 0 \\ \lambda_1^{N-1} \phi_1 & \cdots & \lambda_N^{N-1} \phi_N & 0 & \cdots & 0 & \lambda_1^{*(N-1)} \varphi_1^* & \cdots & \lambda_N^{*(N-1)} \varphi_N^* \\ \cdots & \cdots & \cdots & \cdots & \cdots & \cdots & \cdots & \cdots & \cdots \\ \phi_1 & \cdots & \phi_N & 0 & \cdots & 0 & \varphi_1^* & \cdots & \varphi_N^* \\ \lambda_1^{N-1} \varphi_1 & \cdots & \lambda_N^{N-1} \varphi_N & -\lambda_1^{*(N-1)} \psi_1^* & \cdots & -\lambda_N^{*(N-1)} \psi_N^* & -\lambda_1^{*(N-1)} \phi_1^* & \cdots & -\lambda_N^{*(N-1)} \phi_N^* \\ \cdots & \cdots & \cdots & \cdots & \cdots & \cdots & \cdots & \cdots & \cdots \\ \varphi_1 & \cdots & \varphi_N & -\psi_1^* & \cdots & -\psi_N^* & -\phi_1^* & \cdots & -\phi_N^* \end{vmatrix},$$

$$\Delta_2 = \begin{vmatrix} \lambda_1^{N-1} \psi_1 & \cdots & \lambda_N^{N-1} \psi_N & \lambda_1^{*(N-1)} \varphi_1^* & \cdots & \lambda_N^{*(N-1)} \varphi_N^* & 0 & \cdots & 0 \\ \cdots & \cdots & \cdots & \cdots & \cdots & \cdots & \cdots & \cdots & \cdots \\ \psi_1 & \cdots & \psi_N & \varphi_1^* & \cdots & \varphi_N^* & 0 & \cdots & 0 \\ \lambda_1^{N-1} \phi_1 & \cdots & \lambda_N^{N-1} \phi_N & 0 & \cdots & 0 & \lambda_1^{*(N-1)} \varphi_1^* & \cdots & \lambda_N^{*(N-1)} \varphi_N^* \\ \cdots & \cdots & \cdots & \cdots & \cdots & \cdots & \cdots & \cdots & \cdots \\ \phi_1 & \cdots & \phi_N & 0 & \cdots & 0 & \varphi_1^* & \cdots & \varphi_N^* \\ \lambda_1^N \psi_1 & \cdots & \lambda_N^N \psi_N & \lambda_1^{*(N)} \varphi_1^* & \cdots & \lambda_N^{*(N)} \varphi_N^* & 0 & \cdots & 0 \\ \cdots & \cdots & \cdots & \cdots & \cdots & \cdots & \cdots & \cdots & \cdots \\ \varphi_1 & \cdots & \varphi_N & -\psi_1^* & \cdots & -\psi_N^* & -\phi_1^* & \cdots & -\phi_N^* \end{vmatrix},$$

$$\Delta_3 = \begin{vmatrix} \lambda_1^{N-1} \psi_1 & \cdots & \lambda_N^{N-1} \psi_N & \lambda_1^{*(N-1)} \varphi_1^* & \cdots & \lambda_N^{*(N-1)} \varphi_N^* & 0 & \cdots & 0 \\ \cdots & \cdots & \cdots & \cdots & \cdots & \cdots & \cdots & \cdots & \cdots \\ \psi_1 & \cdots & \psi_N & \varphi_1^* & \cdots & \varphi_N^* & 0 & \cdots & 0 \\ \lambda_1^{N-1} \phi_1 & \cdots & \lambda_N^{N-1} \phi_N & 0 & \cdots & 0 & \lambda_1^{*(N-1)} \varphi_1^* & \cdots & \lambda_N^{*(N-1)} \varphi_N^* \\ \cdots & \cdots & \cdots & \cdots & \cdots & \cdots & \cdots & \cdots & \cdots \\ \phi_1 & \cdots & \phi_N & 0 & \cdots & 0 & \varphi_1^* & \cdots & \varphi_N^* \\ \lambda_1^N \phi_1 & \cdots & \lambda_N^N \phi_N & 0 & \cdots & 0 & \lambda_1^{*(N)} \varphi_1^* & \cdots & \lambda_N^{*(N)} \varphi_N^* \\ \cdots & \cdots & \cdots & \cdots & \cdots & \cdots & \cdots & \cdots & \cdots \\ \varphi_1 & \cdots & \varphi_N & -\psi_1^* & \cdots & -\psi_N^* & -\phi_1^* & \cdots & -\phi_N^* \end{vmatrix}.$$

Eq. (43) gives N -th iterated DT solution formula from which one can construct N -soliton solution and N -breather solution explicitly.

3. Generalized Darboux transformation (GDT)

We have shown that the N -th iterated DT contains N -eigenfunctions Ψ_i , $i = 1, 2, \dots, N$, associated with N -distinct eigenvalues λ_i , $i = 1, 2, \dots, N$. In the conventional DT the N -th iteration $T[N]$ annihilates its generating eigenfunction. In other words, the generating eigenfunction Ψ_i cannot be used more than once when we carry out the iteration in the original DT scheme. However, to obtain a higher order RW solution for a critical eigenvalue λ_0 we must apply repeated DTs. As mentioned in [30] this difficulty can be overcome by noting that the annihilated eigenfunctions can be regained if we take the limit $\lambda_i \rightarrow \lambda_1$ in the corresponding eigenvalues found in the DT. Adopting the procedure developed in Ref. [29] we generate higher order RW solutions which involve only one eigenvalue, namely λ_0 .

3.1. First iteration of GDT

From the classical Darboux theory, we infer that $T[1]\Psi_1 = 0$ and so we cannot apply DT on Ψ_1 again. Suppose $\Psi_2 = \Psi_1(\lambda_1 + \delta)$ is a special solution for the Lax pair (2). Then $\frac{\Psi_1(\lambda_1 + \delta)}{\delta}$, where δ is a small parameter, is also a solution of (2). Expanding the eigenfunction Ψ_2 in Taylor series at λ_1 , we get

$$\Psi_2 = \Psi_1(\lambda_1 + \delta) = \Psi_1^{[0]} + \Psi_1^{[1]}\delta + \Psi_1^{[2]}\delta^2 + \dots + \Psi_1^{[N]}\delta^N + \dots, \quad (44)$$

where $\Psi_1^{[k]} = \frac{1}{k!} \frac{\partial^k}{\partial \lambda^k} \Psi_1(\lambda)|_{\lambda=\lambda_1}$, $k = 0, 1, 2, \dots$. Since $\Psi_1^{[0]}$ is the solution of (2) at $\lambda = \lambda_1$ with initial seed solutions p and q the first step GDT of (1) turns out that

$$\begin{aligned} p[1] &= p + 2i \frac{(\lambda_1 - \lambda_1^*)\psi_1^{[0]}\varphi_1^{*[0]}}{|\psi_1^{[0]}|^2 + |\phi_1^{[0]}|^2 + |\varphi_1^{[0]}|^2}, \\ q[1] &= q + 2i \frac{(\lambda_1 - \lambda_1^*)\phi_1^{[0]}\varphi_1^{*[0]}}{|\psi_1^{[0]}|^2 + |\phi_1^{[0]}|^2 + |\varphi_1^{[0]}|^2}. \end{aligned} \quad (45)$$

As far as the first iterated solution is concerned one may note that there is no difference between the conventional DT and GDT.

3.2. Second iteration

Now we make the second iterated GDT through the limit process [29]. Doing so, we find

$$\begin{aligned} \lim_{\delta \rightarrow 0} \frac{T[1]|_{\lambda=\lambda_1+\delta}\Psi_2}{\delta} &= \lim_{\delta \rightarrow 0} \frac{[\delta + T[1]|_{\lambda=\lambda_1}]\Psi_1(\lambda_1 + \delta)}{\delta} \\ &= \Psi_1^{[0]} + T[1]|_{\lambda=\lambda_1}\Psi_1^{[1]} = \Psi_1[1], \end{aligned} \quad (46)$$

where $\Psi_1^{[0]}$ and $\Psi_1^{[1]}$ are already determined through the expansion given in (44) and $\Psi_1[1]$ is the new iterated eigenfunction obtained through GDT which is a function of λ_1 only. Since $T[1]$ is also known, the right hand side of (46) provides the exact form of $\Psi_1[1] = (\psi_1[1], \phi_1[1], \varphi_1[1])^T$. Substituting them in (33) we arrive at the second iterated GDT solution of (1) in the limit $\lambda_2 \rightarrow \lambda_1$, that is

$$\begin{aligned} p[2] &= p[1] + 2i \frac{(\lambda_1 - \lambda_1^*)\psi_1[1]\varphi_1^*[1]}{|\psi_1[1]|^2 + |\phi_1[1]|^2 + |\varphi_1[1]|^2}, \\ q[2] &= q[1] + 2i \frac{(\lambda_1 - \lambda_1^*)\phi_1[1]\varphi_1^*[1]}{|\psi_1[1]|^2 + |\phi_1[1]|^2 + |\varphi_1[1]|^2}. \end{aligned} \quad (47)$$

Performing the limit process on the determinants given in Eqs. (34) and (35) we can get the determinant form of the solution (47). By comparing the Eqs. (33) and (47), we observe that the eigenvalues and their corresponding eigenfunctions that appear in (33) are replaced by the eigenvalue λ_1 and its associated eigenfunction. To express (47) in the determinant form we need to perform the same limit process directly on (34). Doing so, we find

$$p[2] = p + 2i \frac{|M_1[2]|}{|H[2]|}|_{\lambda_2 \rightarrow \lambda_1}, \quad q[2] = q + 2i \frac{|M_2[2]|}{|H[2]|}|_{\lambda_2 \rightarrow \lambda_1}, \quad (48)$$

where

$$H[2]|_{\lambda_2 \rightarrow \lambda_1} = \begin{pmatrix} \lambda_1 \psi_1 & \psi_1[1,1] & \lambda_1^* \varphi_1^* & 0 & \varphi_1[1,1]^* & 0 \\ \psi_1 & \psi_1[0,1] & \varphi_1^* & 0 & \varphi_1[0,1]^* & 0 \\ \lambda_1 \phi_1 & \phi_1[1,1] & 0 & -\lambda_1^* \varphi_1^* & 0 & \varphi_1[1,1]^* \\ \phi_1 & \phi_1[0,1] & 0 & \varphi_1^* & 0 & \varphi_1^*[0,1] \\ \lambda_1 \varphi_1 & \varphi_1[1,1] & \lambda_1^* \psi_1^* & -\lambda_1^* \phi_1^* & -\psi_1^*[1,1] & -\phi_1^*[1,1] \\ \varphi_1 & \varphi_1[0,1] & -\psi_1^* & -\phi_1^* & -\psi_1^*[0,1] & -\phi_1^*[0,1]^* \end{pmatrix},$$

$$M_1[2]|_{\lambda_2 \rightarrow \lambda_1} = \begin{pmatrix} \lambda_1 \psi_1 & \psi_1[1,1] & \lambda_1^* \varphi_1^* & 0 & \varphi_1[1,1]^* & 0 \\ \psi_1 & \psi_1[0,1] & \varphi_1^* & 0 & \varphi_1[0,1]^* & 0 \\ \lambda_1 \phi_1 & \phi_1[1,1] & 0 & -\lambda_1^* \varphi_1^* & 0 & \varphi_1[1,1]^* \\ \phi_1 & \phi_1[0,1] & 0 & \varphi_1^* & 0 & \varphi_1^*[0,1] \\ \lambda_1^2 \psi_1 & \psi_1[2,1] & \lambda_1^{*2} \varphi_1^* & 0 & -\varphi_1^*[2,1] & 0 \\ \varphi_1 & \varphi_1[0,1] & -\psi_1^* & -\phi_1^* & -\psi_1^*[0,1] & -\phi_1[0,1]^* \end{pmatrix}.$$

$$M_2[2]|_{\lambda_2 \rightarrow \lambda_1} = \begin{pmatrix} \lambda_1 \psi_1 & \psi_1[1,1] & \lambda_1^* \varphi_1^* & 0 & \varphi_1[1,1]^* & 0 \\ \psi_1 & \psi_1[0,1] & \varphi_1^* & 0 & \varphi_1[0,1]^* & 0 \\ \lambda_1 \phi_1 & \phi_1[1,1] & 0 & -\lambda_1^* \varphi_1^* & 0 & \varphi_1[1,1]^* \\ \phi_1 & \phi_1[0,1] & 0 & \varphi_1^* & 0 & \varphi_1^*[0,1] \\ \lambda_1^2 \phi_1 & \phi_1[2,1] & 0 & \lambda_1^2 \varphi_1^* & 0 & \varphi_1[2,1]^* \\ \varphi_1 & \varphi_1[0,1] & -\psi_1^* & \phi_1^* & -\psi_1^*[0,1] & -\phi_1[0,1]^* \end{pmatrix}.$$

with

$$\begin{aligned} \psi_1[j, n] &= \frac{1}{n!} \frac{\partial^n}{\partial \lambda_1^n} [(\lambda_1 + \delta)^j \psi_1(\lambda_1 + \delta)]|_{\delta=0}, \\ \phi_1[j, n] &= \frac{1}{n!} \frac{\partial^n}{\partial \lambda_1^n} [(\lambda_1 + \delta)^j \phi_1(\lambda_1 + \delta)]|_{\delta=0}, \\ \varphi_1[j, n] &= \frac{1}{n!} \frac{\partial^n}{\partial \lambda_1^n} [(\lambda_1 + \delta)^j \varphi_1(\lambda_1 + \delta)]|_{\delta=0}, \quad j, n = 0, 1, 2. \end{aligned} \quad (49)$$

Using the determinant representation (48) and (49) we can straightforwardly derive the second order RW solution of GCNLS system (1).

3.3. Third iteration

In this subsection we generate the third iteration through limit process. The resultant action yields

$$\begin{aligned} \lim_{\delta \rightarrow 0} \frac{[T_1[2]|_{\lambda_1 + \delta}] \left[\frac{\delta + T_1[1](\lambda_1)}{\delta} \right] \Psi_2}{\delta} &= \Psi_1^{[0]} + [T_1[1](\lambda_1) + T_1[2](\lambda_1)] \Psi_1^{[1]} \\ &\quad + T_1[2](\lambda_1) T_1[1](\lambda_1) \Psi_1^{[2]} \\ &= \Psi_1[2], \end{aligned} \quad (50)$$

where $\Psi_1^{[0]}$, $\Psi_1^{[1]}$ and $\Psi_1^{[2]}$ are given in Eq. (44) and $\Psi_1[2]$ is the second iterated eigenfunction obtained through GDT which is a function of λ_1 only. Since $T_1[1]$ and $T_1[2]$

are also known, the limit process (50) straightforwardly gives a nontrivial solution to the Lax pair (2) with $p[2]$ and $q[2]$ as the seed solution with only one eigenvalue, that is λ_1 . The final form of third iterated GDT solution reads

$$\begin{aligned} p[3] &= p[2] + 2i \frac{(\lambda_1 - \lambda_1^*) \psi_1[2] \varphi_1^*[2]}{|\psi_1[2]|^2 + |\phi_1[2]|^2 + |\varphi_1[2]|^2}, \\ q[3] &= q[2] + 2i \frac{(\lambda_1 - \lambda_1^*) \phi_1[2] \varphi_1^*[2]}{|\psi_1[2]|^2 + |\phi_1[2]|^2 + |\varphi_1[2]|^2}, \end{aligned} \quad (51)$$

where $\Psi_1[2] = \Psi_1^{[0]} + [T_1[1](\lambda_1) + T_1[2](\lambda_1)]\Psi_1^{[1]} + T_1[2](\lambda_1)T_1[1](\lambda_1)\Psi_1^{[2]}$ and $T_1[2] = \Lambda[1] - H_1[2]\Lambda[1]H_1[2]^{-1}$ with

$$H_1[2] = \begin{pmatrix} \psi_1[2] & \varphi_1^*[2] & 0 \\ \phi_1[2] & 0 & \varphi_1^*[2] \\ \varphi_1[2] & -\psi_1^*[2] & -\phi_1^*[2] \end{pmatrix}. \quad (52)$$

Applying the limit process on the determinants (39) we can get the third iterated solution in the following form:

$$p[3] = p + 2i \frac{|M_1[3]|}{|H[3]|} \Big|_{\lambda_2 \rightarrow \lambda_1}, \quad q[3] = q + 2i \frac{|M_2[3]|}{|H[3]|} \Big|_{\lambda_2 \rightarrow \lambda_1}, \quad (53)$$

where

$$\begin{aligned} |M_1[3]| &= \begin{pmatrix} A & B & C \\ D & E & F \\ G_1 & H & J \end{pmatrix}, \quad |M_2[3]| = \begin{pmatrix} A & B & C \\ D & E & F \\ G_2 & H & J \end{pmatrix} \\ |H[3]| &= \begin{pmatrix} A & B & C \\ D & E & F \\ G_3 & H_2 & J_2 \end{pmatrix} \end{aligned} \quad (54)$$

and $A, B, C, D, E, F, G, H, J$ are block matrices whose explicit forms are given by

$$\begin{aligned} A &= \begin{pmatrix} \lambda_1^2 \psi_1 & \psi_1[2, 1] & \psi_1[2, 2] \\ \lambda_1 \psi_1 & \psi_1[1, 1] & \psi_1[1, 2] \\ \psi_1 & \psi_1[0, 1] & \psi_1[0, 2] \end{pmatrix}, \quad B = \begin{pmatrix} \lambda_1^{*2} \varphi_1^* & 0 & \varphi_1[2, 1]^* \\ \lambda_1^* \varphi_1^* & 0 & \varphi_1[1, 1]^* \\ \varphi_1^* & 0 & \varphi_1[0, 1]^* \end{pmatrix}, \\ C &= \begin{pmatrix} 0 & \varphi_1[2, 2]^* & 0 \\ 0 & \varphi_1[1, 2]^* & 0 \\ 0 & \varphi_1[0, 2]^* & 0 \end{pmatrix}, \quad D = \begin{pmatrix} \lambda_1^2 \phi_1 & \phi_1[2, 1] & \phi_1[2, 2] \\ \lambda_1 \phi_1 & \phi_1[1, 1] & \phi_1[1, 2] \\ \phi_1 & \phi_1[0, 1] & \phi_1[0, 2] \end{pmatrix}, \\ E &= \begin{pmatrix} 0 & -\lambda_1^{*2} \varphi_1^* & 0 \\ 0 & -\lambda_1^* \varphi_1^* & 0 \\ 0 & -\varphi_1^* & 0 \end{pmatrix}, \quad F = \begin{pmatrix} \varphi_1[2, 1]^* & 0 & \varphi_1[2, 2]^* \\ \varphi_1[1, 1]^* & 0 & \varphi_1[1, 2]^* \\ \varphi_1[0, 1]^* & 0 & \varphi_1[0, 2]^* \end{pmatrix}, \end{aligned}$$

$$\begin{aligned}
G_1 &= \begin{pmatrix} \lambda_1^{*3}\phi_1 & \phi_1[3,1] & \phi_1[3,2] \\ \lambda_1^*\phi_1 & \varphi_1[1,1] & \varphi_1[1,2] \\ \varphi_1 & \varphi_1[0,1] & \varphi_1[0,2] \end{pmatrix}, \quad H = \begin{pmatrix} 0 & \lambda_1^{*3}\varphi_1^* & 0 \\ -\lambda_1\psi_1^* & -\lambda_1\phi_1^* & -\psi_1^*[1,1] \\ -\psi_1^* & -\phi_1^* & -\psi_1[0,1]^* \end{pmatrix}, \\
J &= \begin{pmatrix} -\varphi_1^*[3,1] & 0 & \varphi_1[3,2]^* \\ -\phi_1[1,1]^* & -\psi_1^*[1,2] & -\phi_1[1,2]^* \\ -\phi_1[0,1]^* & -\psi_1^*[0,2] & -\phi_1[0,2]^* \end{pmatrix}, \quad G_2 = \begin{pmatrix} \lambda_1^{*3}\psi_1 & \psi_1[3,1] & \psi_1[3,2] \\ \lambda_1^*\varphi_1 & \varphi_1[1,1] & \varphi_1[1,2] \\ \varphi_1 & \varphi_1[0,1] & \varphi_1[0,2] \end{pmatrix}, \\
G_3 &= \begin{pmatrix} \lambda_1^{*2}\varphi_1 & \varphi_1[2,1] & \varphi_1[2,2] \\ \lambda_1^*\varphi_1 & \varphi_1[1,1] & \varphi_1[1,2] \\ \varphi_1 & \varphi_1[0,1] & \varphi_1[0,2] \end{pmatrix}, \quad H_2 = \begin{pmatrix} -\lambda_1^{*2}\psi_1^* & \lambda_1^{*2}\phi_1^* & -\psi_1^*[2,1] \\ -\lambda_1\psi_1^* & -\lambda_1\phi_1^* & -\psi_1^*[1,1] \\ -\psi_1^* & -\phi_1^* & -\psi_1[0,1]^* \end{pmatrix}, \\
J_2 &= -\begin{pmatrix} \phi_1^*[2,1] & \psi_1[2,2]^* & \phi_1[2,1]^* \\ \phi_1[1,1]^* & \psi_1^*[1,2] & \phi_1[1,2]^* \\ \phi_1[0,1]^* & \psi_1^*[0,2] & \phi_1[0,2]^* \end{pmatrix}, \tag{55}
\end{aligned}$$

with

$$\begin{aligned}
\psi_1[j, n] &= \frac{1}{n!} \frac{\partial^n}{\partial \lambda_1^n} [(\lambda_1 + \delta)^j \psi_1(\lambda_1 + \delta)]|_{\delta=0}, \\
\phi_1[j, n] &= \frac{1}{n!} \frac{\partial^n}{\partial \lambda_1^n} [(\lambda_1 + \delta)^j \phi_1(\lambda_1 + \delta)]|_{\delta=0}, \\
\varphi_1[j, n] &= \frac{1}{n!} \frac{\partial^n}{\partial \lambda_1^n} [(\lambda_1 + \delta)^j \varphi_1(\lambda_1 + \delta)]|_{\delta=0}, \quad j, n = 0, 1, 2, 3. \tag{56}
\end{aligned}$$

The determinant representation (53) also provides third order RW solution of (1).

3.4. N -th iteration of GDT

Continuing the above limit process and combining all the Darboux matrices, we can constitute the N -th step GDT which is of the form

$$\begin{aligned}
p[N] &= p[N-1] + 2i \frac{(\lambda_1 - \lambda_1^*)\psi_1[N-1]\varphi_1^*[N-1]}{|\psi_1[N-1]|^2 + |\phi_1[N-1]|^2 + |\varphi_1[N-1]|^2}, \\
q[N] &= q[N-1] + 2i \frac{(\lambda_1 - \lambda_1^*)\phi_1[N-1]\varphi_1^*[N-1]}{|\psi_1[N-1]|^2 + |\phi_1[N-1]|^2 + |\varphi_1[N-1]|^2}, \tag{57}
\end{aligned}$$

with

$$\begin{aligned}
\Psi_1[N-1] &= \Psi_1^{[0]} + \left[\sum_{l=1}^{N-1} T_1[l](\lambda_1) \right] \Psi_1^{[1]} + \left[\sum_{l=1}^k \sum_{l < k}^{N-1} T_1[k](\lambda_1) T_1[l](\lambda_1) \right] \Psi_1^{[2]} \\
&\quad + \dots + [T_1[N-1](\lambda_1) T_1[N-2](\lambda_1) \dots T_1[1](\lambda_1)] \Psi_1^{[n]}
\end{aligned}$$

and $T_1[k] = \Lambda[1] - H_1[k-1]\Lambda[1]H_1[k-1]^{-1}$. The matrix $H_1[k-1]$ is defined by

$$H_1[k-1] = \begin{pmatrix} \psi_1[k-1] & \varphi_1^*[k-1] & 0 \\ \phi_1[k-1] & 0 & \varphi_1^*[k-1] \\ \varphi_1[k-1] & -\psi_1^*[k-1] & -\phi_1^*[k-1] \end{pmatrix}. \tag{58}$$

The expressions (57) and (58) turn out to be as N-th order RW solution of (1).

To present the determinant form of the N-th iterated GDT we perform the limit process on the determinants given in N-th iterated classical DT (43). Assuming that N-distinct solutions $\Psi_i = (\psi_i, \phi_i, \varphi_i)^T$, $i = 1, 2, \dots, n$, are given for the Lax pair (2) at $\lambda = \lambda_1, \dots, \lambda_i = \lambda_n$, and expanding the solutions in Taylor series in the following form

$$\begin{aligned} (\lambda_i + \delta)^j \psi_i(\lambda_i + \delta) &= \lambda_i^j \psi_i + \psi_i[j, 1]\delta + \psi_i[j, 2]\delta^2 + \dots + \psi_i[j, m_i]\delta^{m_i} + \dots, \\ (\lambda_i + \delta)^j \phi_i(\lambda_i + \delta) &= \lambda_i^j \phi_i + \phi_i[j, 1]\delta + \phi_i[j, 2]\delta^2 + \dots + \phi_i[j, m_i]\delta^{m_i} + \dots, \\ (\lambda_i + \delta)^j \varphi_i(\lambda_i + \delta) &= \lambda_i^j \varphi_i + \varphi_i[j, 1]\delta + \varphi_i[j, 2]\delta^2 + \dots + \varphi_i[j, m_i]\delta^{m_i} + \dots, \end{aligned} \quad (59)$$

where

$$\begin{aligned} \psi_1[j, m] &= \frac{1}{m!} \frac{\partial^m}{\partial \lambda^m} [\lambda^j \Psi_i(\lambda)]|_{\lambda=\lambda_i}, \\ \phi_1[j, m] &= \frac{1}{m!} \frac{\partial^m}{\partial \lambda^m} [\lambda^j \Phi_i(\lambda)]|_{\lambda=\lambda_i}, \\ \varphi_1[j, m] &= \frac{1}{m!} \frac{\partial^m}{\partial \lambda^m} [\lambda^j \Phi_i(\lambda)]|_{\lambda=\lambda_i}, \quad j = 0, 1, 2, \dots, N, \quad m = 1, 2, \dots, N, \end{aligned}$$

and applying the limit process on the determinants (43), we find

$$p[N] = p + 2i \frac{D_2}{D_1}, \quad q[N] = q + 2i \frac{D_3}{D_1}. \quad (60)$$

The determinants D_1 , D_2 and D_3 are given by

$$D_1 = \begin{vmatrix} (i\sqrt{c/2})^{N-1} \psi_1 & \dots & \psi_1[N-1, N-1] & (i\sqrt{c/2})^{N-1} \varphi_1^* & \dots & \varphi_1^*[N-1, N-1] & 0 & \dots & 0 \\ \dots & \dots & \dots & \dots & \dots & \dots & \dots & \dots & \dots \\ \psi_1 & \dots & \psi_1[0, N-1] & \varphi_1^* & \dots & \varphi_1^*[0, N-1] & 0 & \dots & 0 \\ (i\sqrt{c/2})^{N-1} \phi_1 & \dots & \phi_1[N-1, N-1] & 0 & \dots & 0 & \varphi_1^*(i\sqrt{c/2})^{N-1} & \dots & \varphi_1^*[N-1, N-1] \\ \dots & \dots & \dots & \dots & \dots & \dots & \dots & \dots & \dots \\ \phi_1 & \dots & \phi_1[0, N-1] & 0 & \dots & 0 & \varphi_1^* & \dots & \varphi_1^*[0, N-1] \\ (i\sqrt{c/2})^{N-1} \varphi_1 & \dots & \varphi_1[N-1, N-1] & -(i\sqrt{c/2})^{N-1} \psi_1^* & \dots & -\psi_1^*[N-1, N-1] & -(i\sqrt{c/2})^{N-1} \varphi_1^* & \dots & -\phi_1^*[N-1, N-1] \\ \dots & \dots & \dots & \dots & \dots & \dots & \dots & \dots & \dots \\ \varphi_1 & \dots & \varphi_1[0, N-1] & -\psi_1^* & \dots & -\psi_1^*[0, N-1] & -\phi_1^* & \dots & -\phi_1^*[0, N-1] \end{vmatrix}$$

$$D_2 = \begin{vmatrix} (i\sqrt{c/2})^{N-1} \psi_1 & \dots & \psi_1[N-1, N-1] & (i\sqrt{c/2})^{N-1} \varphi_1^* & \dots & \varphi_1^*[N-1, N-1] & 0 & \dots & 0 \\ \dots & \dots & \dots & \dots & \dots & \dots & \dots & \dots & \dots \\ \psi_1 & \dots & \psi_1[0, N-1] & \varphi_1^* & \dots & \varphi_1^*[0, N-1] & 0 & \dots & 0 \\ (i\sqrt{c/2})^{N-1} \phi_1 & \dots & \phi_1[N-1, N-1] & 0 & \dots & 0 & \varphi_1^*(i\sqrt{c/2})^{N-1} & \dots & \varphi_1^*[N-1, N-1] \\ \dots & \dots & \dots & \dots & \dots & \dots & \dots & \dots & \dots \\ \phi_1 & \dots & \phi_1[0, N-1] & 0 & \dots & 0 & \varphi_1^* & \dots & \varphi_1^*[0, N-1] \\ (i\sqrt{c/2})^N \psi_1 & \dots & \psi_1[N, N-1] & (i\sqrt{c/2})^N \varphi_1^* & \dots & \varphi_1^*[N, N-1] & 0 & \dots & 0 \\ \dots & \dots & \dots & \dots & \dots & \dots & \dots & \dots & \dots \\ \varphi_1 & \dots & \varphi_1[0, N-1] & -\psi_1^* & \dots & -\psi_1^*[0, N-1] & -\phi_1^* & \dots & -\phi_1^*[0, N-1] \end{vmatrix}$$

$$D_3 = \begin{vmatrix} (i\sqrt{c/2})^{N-1} \psi_1 & \dots & \psi_1[N-1, N-1] & (i\sqrt{c/2})^{N-1} \varphi_1^* & \dots & \varphi_1^*[N-1, N-1] & 0 & \dots & 0 \\ \dots & \dots & \dots & \dots & \dots & \dots & \dots & \dots & \dots \\ \psi_1 & \dots & \psi_1[0, N-1] & \varphi_1^* & \dots & \varphi_1^*[0, N-1] & 0 & \dots & 0 \\ (i\sqrt{c/2})^{N-1} \phi_1 & \dots & \phi_1[N-1, N-1] & 0 & \dots & 0 & \varphi_1^*(i\sqrt{c/2})^{N-1} & \dots & \varphi_1^*[N-1, N-1] \\ \dots & \dots & \dots & \dots & \dots & \dots & \dots & \dots & \dots \\ \phi_1 & \dots & \phi_1[0, N-1] & 0 & \dots & 0 & \varphi_1^* & \dots & \varphi_1^*[0, N-1] \\ (i\sqrt{c/2})^N \varphi_1 & \dots & \varphi_1[N, N-1] & 0 & \dots & 0 & \varphi_1^*(i\sqrt{c/2})^N & \dots & \varphi_1^*[N, N-1] \\ \dots & \dots & \dots & \dots & \dots & \dots & \dots & \dots & \dots \\ \varphi_1 & \dots & \varphi_1[0, N-1] & -\psi_1^* & \dots & -\psi_1^*[0, N-1] & -\phi_1^* & \dots & -\phi_1^*[0, N-1] \end{vmatrix}$$

where

$$\begin{aligned}
\psi_1[j, n] &= \frac{1}{(n)!} \frac{\partial^n}{\partial \lambda_1^n} [(\lambda_1 + \delta)^j \psi_1(\lambda_1 + \delta)]|_{\delta=0}, \\
\phi_1[j, n] &= \frac{1}{(n)!} \frac{\partial^n}{\partial \lambda_1^n} [(\lambda_1 + \delta)^j \phi_1(\lambda_1 + \delta)]|_{\delta=0}, \\
\varphi_1[j, n] &= \frac{1}{(n)!} \frac{\partial^n}{\partial \lambda_1^n} [(\lambda_1 + \delta)^j \varphi_1(\lambda_1 + \delta)]|_{\delta=0}.
\end{aligned} \tag{61}$$

Evaluating the determinants in (60) we can get the N -th order RW solution of GCNLS system (1) through GDT with plane wave solution as the seed solution.

4. Multi-RW solutions of GCNLS system

In the previous section, we have derived the necessary formula to generate N -th order RW solution for the GCNLS system (1). In this section, using this description, we construct explicit multi-RW solutions of the GCNLS Eq. (1).

4.1. First order RW solution

We begin our analysis with plane wave solutions as the seed solution, that is $p[0] = a_1 e^{i c_1 t}$ and $q[0] = a_2 e^{i c_2 t}$, where a_1, a_2 and c_1 and c_2 are real constants. Using the above forms in Eq. (1) and restricting $c_1 = c_2 \equiv c$ we obtain a consistent dispersion relation of the form $\frac{c}{2} = a_1^2 + a_2^2 + (b + b^*) a_1 a_2$. Substituting the above seed solution into the Lax pair equations (17) and solving the resultant system of equations we obtain the following special solution with $\lambda_1 = ih$, namely

$$\Psi_1(\lambda_1) = \begin{pmatrix} (k_1 \frac{a_1}{h + \sqrt{h^2 - c/2}} e^A + k_2 \frac{a_1}{h - \sqrt{h^2 - c/2}} e^{-A}) e^{\frac{ic}{2}t} \\ (k_1 \frac{a_2}{h + \sqrt{h^2 - c/2}} e^A + k_2 \frac{a_2}{h - \sqrt{h^2 - c/2}} e^{-A}) e^{\frac{ic}{2}t} \\ (k_1 e^A + k_2 e^{-A}) e^{\frac{-ic}{2}t} \end{pmatrix}, \tag{62}$$

where $A = \sqrt{h^2 - \frac{c}{2}}(x - 2iht + \Phi(f))$, where $\Phi(f) = \sum_{i=0}^N s_i f^{2i}$, $s_i \in \mathbb{C}$,

$$\text{and } k_1 = \frac{2c[(h - \sqrt{h^2 - c/2})^2 - c/2]}{(c - 2h^2)(h - \sqrt{h^2 - c/2})}, \quad k_2 = \frac{2c[(h + \sqrt{h^2 - c/2})^2 - c/2]}{(c - 2h^2)(h + \sqrt{h^2 - c/2})}. \tag{63}$$

We have also included an arbitrary parameter $\Phi(f)$ in the phase factor to obtain triplet, triangular and hexagonal structures of RWs. Plugging the above basic solutions, (62) and (63), in the first iterated DT formula (18) we can obtain the Akhmediev breather solution.

To obtain the RW solution we fix the critical eigenvalue to be, $\lambda_1 = \lambda_0 = ih = i(\sqrt{c/2} + f^2)$. We expand the critical eigenfunction $\Psi_1(f)$ at $f = 0$ (vide Eq. (44)) to obtain

$$\Psi_2 = \Psi_1(\lambda_1 + f^2) = \Psi_1^{[0]} + \Psi_1^{[1]} f^2 + \Psi_1^{[2]} f^4 + \dots + \Psi_1^{[N]} f^{2N} + \dots, \tag{64}$$

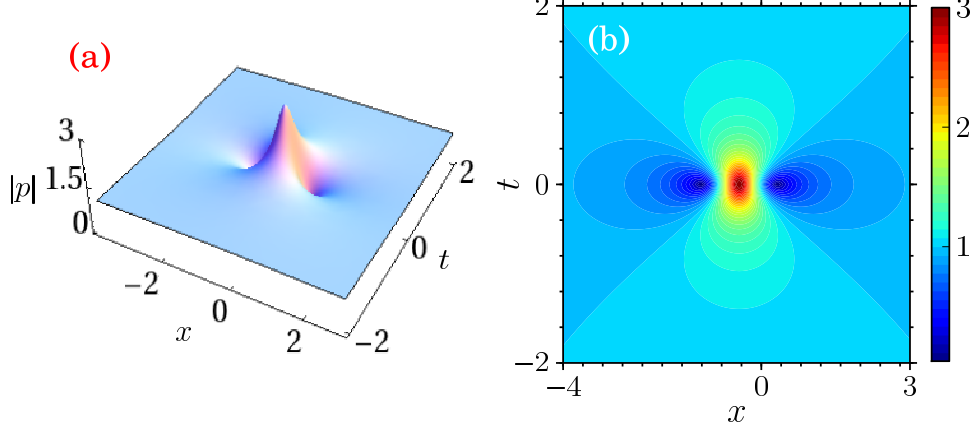


Figure 1: (a) First order RW solution of the p component, (b) Corresponding contour plot. Similar profile occurs for q also (not shown here).

where

$$\begin{aligned}
\Psi_1^{[0]} &= \begin{pmatrix} 8a_1(-i\sqrt{2}ct + x)e^{\frac{ic}{2}t} \\ 8a_2(-i\sqrt{2}ct + x)e^{\frac{ic}{2}t} \\ (8 - 8ict + 4\sqrt{2}cx)e^{-\frac{ic}{2}t} \end{pmatrix}, \\
\Psi_1^{[1]} &= \begin{pmatrix} \frac{2}{3}a_1[6l + 6im - 12it + 4ic^2t^3 - 6\sqrt{2}c^{3/2}t^2x - 6ictx^2 + \sqrt{2}cx^3]e^{\frac{ic}{2}t} \\ \frac{2}{3}a_2[6l + 6im - 12it + 4ic^2t^3 - 6\sqrt{2}c^{3/2}t^2x - 6ictx^2 + \sqrt{2}cx^3]e^{\frac{ic}{2}t} \\ \frac{2}{3}i[3\sqrt{2}cl + 3i\sqrt{2}cm - 12i\sqrt{2}ct - 6\sqrt{2}c^{3/2}t^2 + (6 - 12ict - 6c^2t^2)x \\ + 2i\sqrt{2}c^{5/2}t^3 + 3\sqrt{2}cx^2 - 3i\sqrt{2}c^{3/2}tx^2 + cx^3]e^{-\frac{ic}{2}t} \end{pmatrix}, \\
\Psi_1^{[2]} &= \begin{pmatrix} \frac{16}{5}e^{\frac{ic}{2}t}(\Psi_1^{[21]}) \\ \frac{16}{5}e^{\frac{ic}{2}t}(\Psi_1^{[22]}) \\ \frac{8}{5}e^{-\frac{ic}{2}t}(\Psi_1^{[23]}) \end{pmatrix}, \dots \tag{65}
\end{aligned}$$

with

$$\begin{aligned}
\Psi_1^{[21]} &= a_1(60e + 60ig - 60\sqrt{2}c^{3/2}lt^2 - 60i\sqrt{2}c^{3/2}mt^2 + 140i\sqrt{2}c^{3/2}t^3 - 4i\sqrt{2}c^{7/2}t^5 \\
&\quad + 120cmtx - 300ct^2x + 20c^3t^4x + 30\sqrt{2}clx^2 + 30i\sqrt{2}cmx^2 - 90i\sqrt{2}ctx^2 \\
&\quad + 20i\sqrt{2}c^{5/2}t^3x^2 + 10x^3 - 20c^2t^2x^3 - 5i\sqrt{2}c^{3/2}tx^4 + cx^5 - 120ictx), \\
\Psi_1^{[22]} &= a_2(60e + 60ig - 60\sqrt{2}c^{3/2}lt^2 - 60i\sqrt{2}c^{3/2}mt^2 + 140i\sqrt{2}c^{3/2}t^3 - 4i\sqrt{2}c^{7/2}t^5 \\
&\quad + 120cmtx - 300ct^2x + 20c^3t^4x + 30\sqrt{2}clx^2 + 30i\sqrt{2}cmx^2 - 90i\sqrt{2}ctx^2 \\
&\quad + 20i\sqrt{2}c^{5/2}t^3x^2 + 10x^3 - 20c^2t^2x^3 - 5i\sqrt{2}c^{3/2}tx^4 + cx^5 - 120ictx),
\end{aligned}$$

$$\begin{aligned}
\Psi_1^{[23]} = & 60\sqrt{2}ce + 60i\sqrt{2}cg + 120(l + im) - 240it - 240ict + 240cmt - 600ct^2 \\
& -120ic^2mt^2 + 360ic^2t^3 + 40c^3t^4 - 8ic^4t^5 + 120\sqrt{2}clx + 120i\sqrt{2}cmx \\
& -360i\sqrt{2}ctx - 120i\sqrt{2}c^{3/2}ltx + 120\sqrt{2}c^{3/2}mtx - 420\sqrt{2}c^{3/2}t^2x \\
& +80i\sqrt{2}c^{5/2}t^3x + 20\sqrt{2}c^{7/2}t^4x + 60x^2 + 60clx^2 + 60icmx^2 - 300ictx^2 \\
& -120c^2t^2x^2 + 40ic^3t^3x^2 - 120c^2lt^2 + 30\sqrt{2}cx^3 - 40i\sqrt{2}c^{3/2}tx^3 - 20\sqrt{2}c^{5/2}t^2x^3 \\
& +10cx^4 + \sqrt{2}c^{3/2}x^5. \tag{66}
\end{aligned}$$

Substituting $\Psi_1^{[0]}$ in (45), we can obtain the first order RW solution in the form

$$\begin{aligned}
p[1] &= \frac{a_1 e^{ict} (-6c^2t^2 - 2\sqrt{2}cx + c(8it + 4(a_1^2 + a_2^2)t^2 - 3x^2) + 2(1 + a_1^2x^2 + a_2^2x^2))}{2 + 2c^2t^2 + 2\sqrt{2}cx + cx^2 + 2(a_1^2 + a_2^2)(2ct^2 + x^2)}, \\
q[1] &= \frac{a_2 e^{ict} (-6c^2t^2 - 2\sqrt{2}cx + c(8it + 4(a_1^2 + a_2^2)t^2 - 3x^2) + 2(1 + a_1^2x^2 + a_2^2x^2))}{2 + 2c^2t^2 + 2\sqrt{2}cx + cx^2 + 2(a_1^2 + a_2^2)(2ct^2 + x^2)}. \tag{67}
\end{aligned}$$

One may note that the components p and q are proportional to each other. The first order RW solution is plotted in Fig.1, which is localized in both x and t .

4.2. Second order RW solution

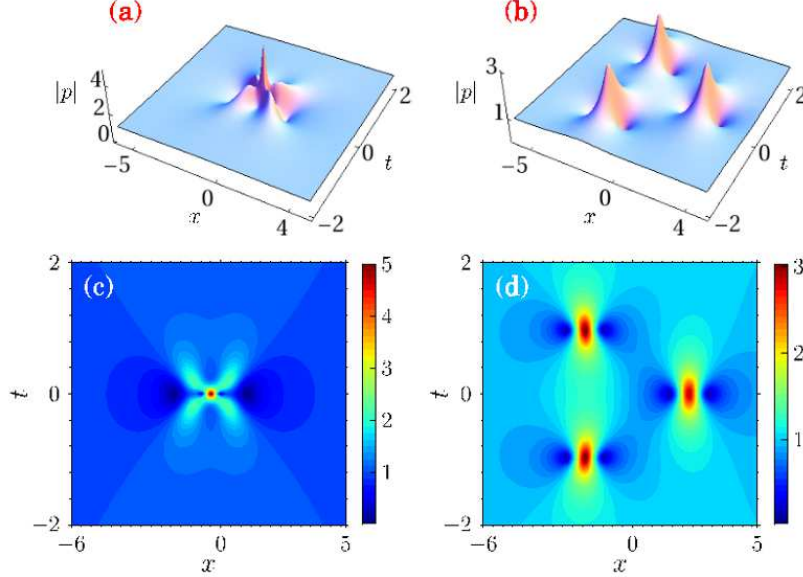


Figure 2: (a) Second order RW solution of the p component for the values $l = 0$ and $m = 0$, (c) Corresponding contour plot. (b) Second order RW solution of the p component for the values $l = 15$ and $m = 0$, (d) Corresponding contour plot. Similar profile occurs for q also (not shown here).

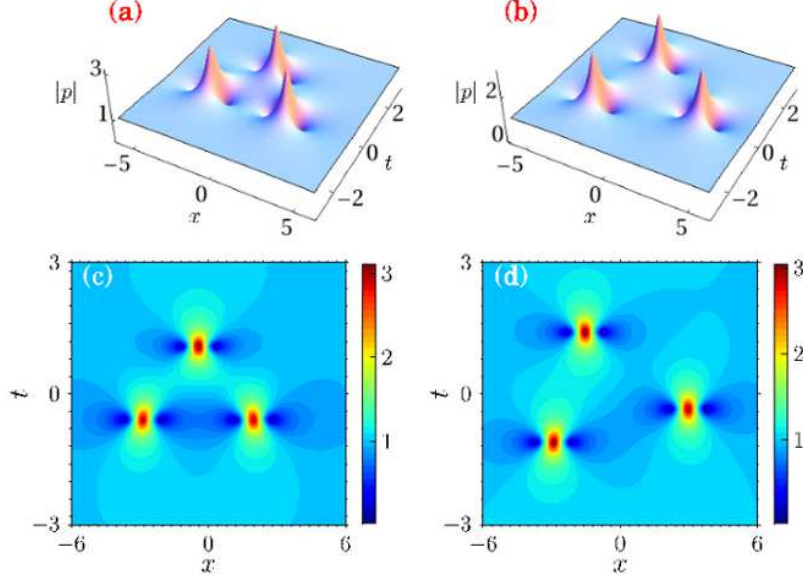


Figure 3: (a) Second order RW solution of the p component for the values $l = 0$ and $m = 15$, (c) Corresponding contour plot. (b) Second order RW solution of the p component for the values $l = 15$ and $m = 15$, (c) Corresponding contour plot. Similar profile occurs for q also (not shown here).

To obtain the second order RW solution, we use the limit approach given in Eq. (46), that is

$$\begin{aligned}\Psi_2[1] &= \lim_{f \rightarrow 0} \frac{[if^2 + T_1[1]]\psi_1(f)}{f^2} \\ &= T_1[1]\Psi_1^{[1]} + i\Psi_1[0] \equiv \Psi_1[1]\end{aligned}\quad (68)$$

$$\text{with } T_1[1] = \lambda_1 I - H_1[0]\Lambda[1]H_1[0]^{-1}. \quad (69)$$

Since we know the expressions $\Psi_1^{[0]}$ and $\Psi_1^{[1]}$ through (64)-(66) and $T_1[1]$ (vide Eq. (5)) as well, we can get the exact form of $\Psi_1[1] = (\psi_1[1], \phi_1[1], \varphi_1[1])^T$ readily. Substituting $\Psi_1[1]$ in Eq. (47) we can obtain the second order RW solution. On the other hand we can also get the second order RW solution from the determinant expressions itself (vide Eq. (48)). In both the ways we end up at

$$\begin{aligned}p[2] &= 12a_1 e^{2i(a_1^2 + a_2^2)t} \frac{\sum_{n=0}^6 N_{nr} x^n + i \sum_{n=0}^6 N_{ni} x^n}{D_2}, \\ q[2] &= 12a_2 e^{2i(a_1^2 + a_2^2)t} \frac{\sum_{n=0}^6 N_{nr} x^n + i \sum_{n=0}^6 N_{ni} x^n}{D_2}.\end{aligned}\quad (70)$$

We have given the exact expressions of N_{nr} , N_{ni} and D_2 in Appendix A.

The results are shown in Figs. 2 and 3. The second order RW solution is derived with two free parameters, namely l and m . We analyze the second order RW solution

based on these two free parameters. When $l = m = 0$, we have the classical second order RW solution which is demonstrated in Figs. 2(a) and 2(c). It contains one largest crest and four subcrests with two deepest troughs. The RW gets deformed when we increase the values to $l = .3, m = 0$ or $l = 0, m = 0.3$ or $l = m = 0.2$. Increasing the parameter values further we observe that the second order RW splits into three first order RWs and they emerge in a triangular form which is known to be a triplet pattern. We observe the formation of triplet structure at $l = 3, m = 0$ and $l = 0, m = 2.8$. When we increase the free parameter values further the distance between the peaks in the triplet increases. Figs. 2(b) and 2(d) display the triplet plot of second order RW for the value $l = 15$ and $m = 0$. When we interchange the values of l and m , say for example $l = 0$ and $m = 15$, the triangular pattern still persists but the three peaks now appear in a different orientation which is demonstrated in Figs. 3(a) and 3(c). Finally, when we increase the values of both the parameters l and m to 10, we get the same triangular pattern but in a different orientation, which is displayed in Figs. 3(b) and 3(d).

4.3. Third order RW solution

We proceed to construct the third order RW solution of GCNLS system (1) through the limit process (50). Doing so, we find

$$\Psi_1[2] = -\Psi_1^{[0]} + i[T_1[1] + T_1[2]]\Psi_1^{[1]} + T_1[2]T_1[1]\Psi_1^{[2]}. \quad (71)$$

Substituting the data given in (64)-(66) into (50) we can obtain the explicit expression of $\Psi_1[2]$. Plugging the latter into the solution (51) we arrive at the third order RW solution for the GCNLS system (1). Since the explicit expression of third order RW solution is very lengthy we are not presenting the obtained form here. However, in the following, we analyze the third order RW solution graphically.

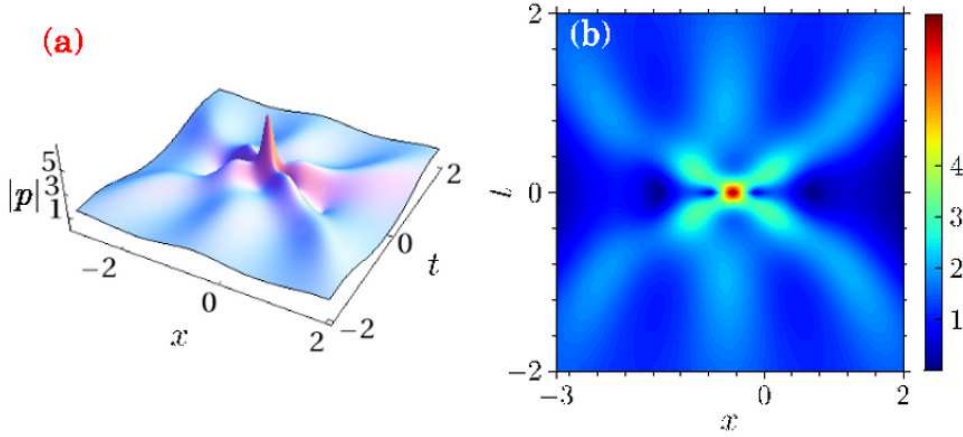


Figure 4: (a)Third order RW solution of the p component for the values $l = 0, m = 0, e = 0$ and $m = 0$, (b) Corresponding contour plot. Similar profile occurs for q also (not shown here).

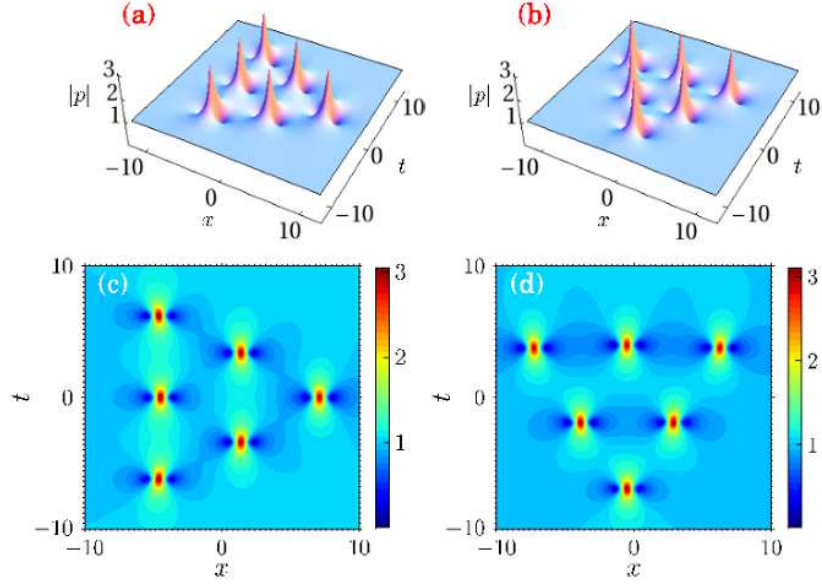


Figure 5: (a) Third order RW solution of the p component for the values $l = 60$, $m = 0$, $e = 0$ and $g = 0$, (c) Corresponding contour plot. (b) Third order RW solution of the p component for the values $l = 0$, $m = 70$, $e = 0$ and $g = 0$, (d) Corresponding contour plot. Similar profile occurs for q also (not shown here).

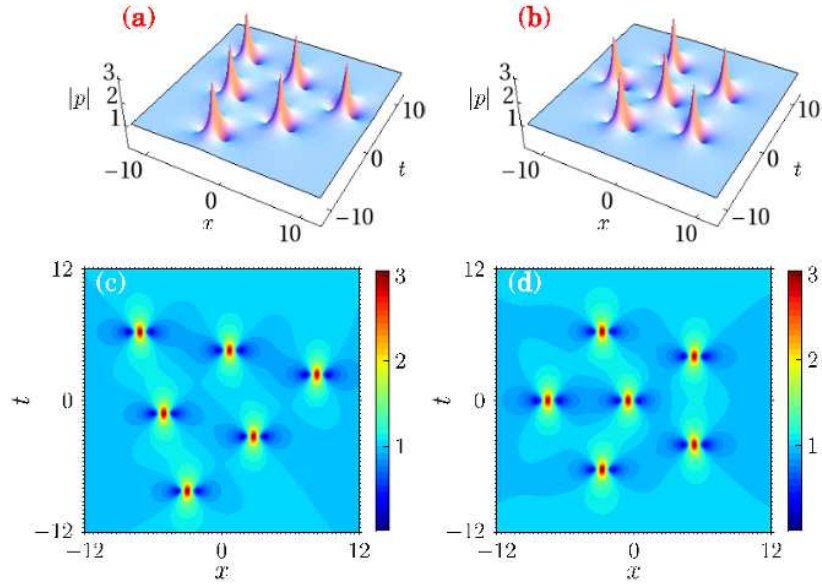


Figure 6: (a) Third order RW solution of the p component for the values $l = 60$, $m = 70$, $e = 0$ and $g = 0$, (c) Corresponding contour plot. (b) Third order RW solution of the p component for the values $l = 0$, $m = 0$, $e = 2000$ and $g = 0$, (d) Corresponding contour plot. Similar profile occurs for q also (not shown here).

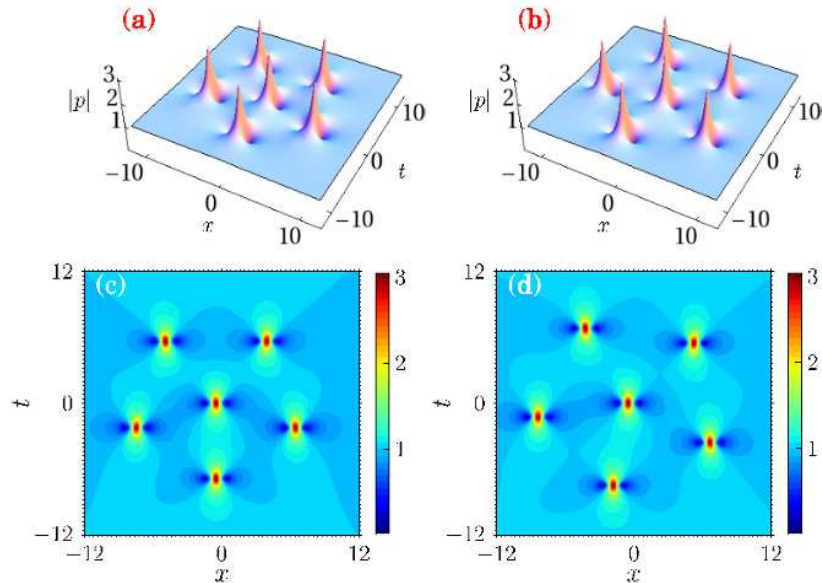


Figure 7: (a) Third order RW solution of the p component for the values $l = 0, m = 0, e = 0$ and $g = 2500$, (c) Corresponding contour plot. (b) Third order RW solution of the p component for the values $l = 0, m = 0, e = 2000$ and $g = 1500$, (c) Corresponding contour plot. Similar profile occurs for q also (not shown here).

The third order RW solution is derived with four free parameters, namely l, m, e and g . We analyze the formation of RW patterns with respect to these four free parameters. To begin with, we reproduce the classical third order RW form by restricting all the free parameters are to be zero. The resultant outcome is shown in Fig. 4. When we increase the values of these parameters the third order RW splits into six first order RWs. The third order RW gets deformed in the vicinity of the following parametric choices, namely (i) $l = 0.1, m, e, g = 0$, (ii) $l, e, g = 0, m = 0.5$, (iii) $l, m, g = 0, e = 0.2$, (iv) $l, m, e = 0, g = 0.5$ and (v) $l, m, e, g = 0.1$. For large values of l and m and small values of e and g we observe triangular structure with six peaks. On the other hand for large values of e and g and small values of l and m we get a ring structure with same number of peaks. In Figs. 5(a) and 5(c), we display the third order RW solution for $l = 60, m, e, g = 0$, in which we observe a triangular pattern with six first order RWs. In Figs. 5(b) and 5(d) we depict the same solution for $l, e, g = 0, m = 70$, in which we observe the same triangular pattern but the six peaks now appear in a different orientation. We increase the values to $l = 60, m = 70, e = g = 0$ and display the outcome in Figs. 6(a) and 6(c). The triangular structure still persists but the peaks assemble in a different orientation.

When we investigate the structure of third order RW solution with $l, m, g = 0, e = 2000$, we obtain a ring structure with six peaks as shown in Figs. 6(b) and 6(d). On the other hand when we interchange the values of e and g as $e = 0$ and $g = 2500$ with $l = m = 0$ we again have the ring pattern but in a different orientation which is shown in Figs. 7(a) and 7(c). Finally, we plot the solution for $l = m = 0, e = 2000, g = 1500$ and present the outcome in Figs. 7(b) and 7(d) in which the ring structure is observed

similar to Figs. 7(a) and 7(c) but in a different orientation. From these plots, we infer that even for small variations in l and m (with $e = g = 0$) we can observe the triangular pattern. On the other hand the ring pattern can be visualized only for large values of e and g with $l = m = 0$.

5. Conclusion

In this paper we have discussed the method of constructing N -th order RW solution for the GCNLS system (1). Since it is very difficult to construct N -th order RW solution through conventional DT we have adopted the GDT method and presented a recursive formula for the N -th order RW solution. We have given the explicit form of first and second order RW solutions. Since the third order RW solution is very lengthy we have given only the solution formula and determinant representation of it. However, we have analyzed the third order RW profile graphically in detail. We have derived the second order RW solution with two free parameters and the third order RW solution with four free parameters respectively. These solutions satisfy the original equation when the four wave mixing coefficient becomes pure imaginary. We have also analyzed the second and third order RW solutions by varying these free parameters and obtained certain interesting structures exhibited by them. For example, in the case of second order RW, we have shown that these RWs exhibit a triplet pattern. As far as the third order RW solution is concerned we have four free parameters, namely l, m, e and g . We have captured the classical RW solution when all these free parameters are zero. We have visualized a triangular pattern for certain non-zero values of l and m with $e, g = 0$. We have also observed that these RWs exhibit a hexagonal structure for $l, m = 0$ and $e, g \neq 0$. In addition to the above, we have given the determinant representation of N -th order RW solution which will be useful to generate higher order RWs through symbolic manipulation program. The N -th order RW solution contains $2N - 2$ free parameters which will be useful again to generate certain interesting patterns that persist in higher order RWs. The results obtained in this paper will be useful in the study of rogue waves in birefringent optical fibers, multi-component Bose-Einstein condensates, multi-component plasmas and so on.

Acknowledgements

NVP wishes to thank the University Grants Commission (UGC-RFSMS), Government of India, for providing a Research Fellowship. The work of MS forms part of a research project sponsored by National Board for Higher Mathematics (NBHM), Government of India.

Appendix A. Forms of N_{nr} , N_{ni} and D_2 of second order RW solution

In the following we provide the exact expressions of N_{nr} , N_{ni} , $n = 0, 1, \dots, 6$ and which appear in (70).

$$\begin{aligned}
N_{0r} &= 3Al - 24A^2mt - 12A^2(-8 + 5Al)t^2 + 144A^4mt^3 - 160A^4t^4 - 1152A^6t^6 \\
N_{1r} &= 3\sqrt{A}(l + 4Al) - 60A^{5/2}mt - 12A^{5/2}(-19 + 14Al)t^2 + 96A^{9/2}mt^3 \\
&\quad - 256A^{9/2}t^4 - 512A^{13/2}t^6 \\
N_{2r} &= 3A(4 + 5Al) - 60A^3mt - 24A^3(-9 + 4Al)t^2 \\
N_{3r} &= A^{3/2}(19 + 6Al) - 24A^{7/2}mt + 64A^{7/2} - 256A^{11/2}t^4 \\
N_{4r} &= 16A^2 - 56A^4t^2 \\
N_{5r} &= 8A^{5/2} - 32A^{9/2}t^2 \\
N_{6r} &= 2A^3 \\
N_{0i} &= 3Am + 12A(-1 + 2Al)t - 84A^3mt^2 - 16A^3(-17 + 3Al)t^3 + 96A^5mt^4 \\
&\quad + 640A^5t^5 - 512A^7t^7 \\
N_{1i} &= 12A^{3/2}m + 12A^{3/2}(-2 + 7Al)t - 120A^{7/2}mt^2 - 16A^{7/2}(-35 + 6Al)t^3 \\
&\quad + 640A^{11/2}t^5 \\
N_{2i} &= 21A^2m + 84A^3lt - 48A^4mt^2 + 608A^4t^3 - 128A^6t^5 \\
N_{3i} &= 18A^{5/2}m + 4A^{5/2}(11 + 6Al)t + 320A^{9/2}t^3 \\
N_{4i} &= 6A^3m + 64A^3t + 32A^5t^3 \\
N_{5i} &= 40A^{7/2}t \\
N_{6i} &= 8A^4t
\end{aligned} \tag{A.1}$$

$$D_2 = \left(\sum_{n=0}^7 D_{nr}x^n + i \sum_{n=0}^8 D_{ni}x^n \right) \tag{A.2}$$

$$\begin{aligned}
D_{0r} &= 36A(1 + 4A^2(l^2 + m^2))t - 576A^3mt^2 + 1152A^3(1 + Al)t^3 \\
&\quad - 1536A^5mt^4 + 7680A^5t^5 + 4096A^7t^7 \\
D_{1r} &= 36A^{3/2}(5 + 4A^2(l^2 + m^2))t + 576A^{7/2}mt^2 + 3456A^{9/2}t^3 \\
&\quad - 1536A^{11/2}mt^4 + 10752A^{11/2}t^5 + 4096A^{15/2}t^7 \\
D_{2r} &= -144A^2(-3 + 2Al)t + 2304A^4mt^2 + 1152A^4(-1 + 2Al)t^3 \\
&\quad + 6144A^6t^5 \\
D_{3r} &= -96A^{5/2}(-6 + 5Al)t + 1152A^{9/2}mt^2 + 1536A^{9/2}t^3 + 3072A^{13/2} \\
D_{4r} &= -192A^3(-3 + Al)t + 2304A^5t^3 \\
D_{5r} &= 96A^{7/2}(5 + 8A^2t^2)t \\
D_{6r} &= 256A^4t \\
D_{7r} &= 64A^{9/2}t
\end{aligned} \tag{A.3}$$

$$\begin{aligned}
D_{0i} &= -9(1 + 4A^2(l^2 + m^2)) + 36A^2(-7 + 4A(1(-2 + Al) + Am^2))t^2 \\
&\quad - 192A^4mt^3 + 384A^4(-2 + 3Al)t^4 - 1536A^6mt^5 + 6656A^6t^6 + 4096A^8t^8 \\
D_{1i} &= -18\sqrt{A}(3 + 4A^2(l^2 + m^2)) - 144A^{5/2}(1 + 8Al)t^2 + 1920A^{9/2}A^4mt^3 \\
&\quad + 1152A^{9/2}(-5 + 2Al)t^4 + 1024A^{3/2}t^6 \\
D_{2i} &= -9A(17 + 4A(l(-2 + Al) + Am^2)) - 720A^3mt - 576A^4(-1 + 3Al)t^2 \\
&\quad + 1536A^5mt^3 - 4224A^5t^4 + 2048A^7t^6 \\
D_{3i} &= 12A^{3/2}(-21 + 16Al) - 864A^{7/2}mt - 192A^{7/2}(-1 + 4Al)t^2 - 768A^{11/2}t^4 \\
D_{4i} &= 24A^2(-12 + 7Al) - 288A^4mt - 672A^4t^2 \\
D_{5i} &= 24A^{5/2}(-11 + 2Al) - 576A^{9/2}t^2 \\
D_{6i} &= -184A^3 - 128A^5t^2 \\
D_{7i} &= -80A^{7/2} \\
D_{8i} &= -16A^4
\end{aligned} \tag{A.4}$$

References

- [1] C. Kharif, E. Pelinovsky, A. Slunyaev, *Rogue waves in the Ocean: Observation, Theories and Modeling*, Springer, New York, 2009.
- [2] N. Akhmediev, J.M. Dudley, D.R. Solli and S.K. Turitsyn, Recent progress in investigating optical rogue waves, *J. Opt.* **15** (2013) 060201.
- [3] N. Akhmediev, A. Ankiewicz and M. Taki, Waves that appear from nowhere and disappear without a trace, *Phys. Lett. A* **373** (2009) 675-678.
- [4] D.R. Solli, C. Ropers, P. Koonath and B. Jalali, Optical rogue waves, *Nature* **450** (2007) 1054.
- [5] Y.V. Bludov, V.V. Konotop and N. Akhmediev, Vector rogue waves in binary mixtures of Bose-Einstein condensates, *Eur. Phys. J. Special Topics* **185** (2010) 169-180.
- [6] V.B. Efimov, A.N. Ganshin, G.N. Kolmakov, P.V.E. McClintock and L.P. Mezhov-Deglin, Rogue waves in superfluid helium, *Eur. Phys. J. Special Topics* **185** (2010) 181-193.
- [7] M. Shats, H. Punzmann and H. Xia, Capillary Rogue Waves, *Phys. Rev. Lett.* **104** (2010) 104503.
- [8] W.M. Moslem, P.K. Shukla and B. Eliasson, Surface plasma rogue waves, *Eur. Phys. Lett.* **96** (2011) 25002.
- [9] D.H. Peregrine, Water waves, nonlinear Schrödinger equations and their solutions, *J. Austral. Math. Soc. Ser. B* **25** (1983) 16-43.
- [10] Y.C. Ma, The perturbed plane-wave solutions of the cubic Schrödinger equation, *Stud. App. Math.* **60** (1979) 43-58.
- [11] B. Kibler, J. Fatome, C. Finot, G. Millot, G. Genty, B. Wetzler, A. Akhmediev, F. Dias and J. Dudley, Observation of Kuznetsov-Ma soliton dynamics in optical fibre, *Sci. Rep.* **2** (2012) 463.
- [12] B. Kibler, J. Fatome, C. Finot, G. Millot, F. Dias, G. Genty, A. Akhmediev and J. Dudley, The Peregrine soliton in nonlinear fibre optics, *Nature* **6** (2010) 790.
- [13] C. Kalla, Breathers and solitons of generalized nonlinear Schrödinger equations as degenerations of algebro-geometric solutions, *J. Phys. A* **44** (2011) 335210.
- [14] B.G. Zhai, W.G. Zhang, X.L. Wang and H.Q. Zhang, Multi-rogue waves and rational solutions of the coupled nonlinear Schrödinger equations, *Nonlinear Anal.: Real World Applications* **14** (2012) 14-27.
- [15] G.B. Ling and L.L. Ming, Rogue Wave, Breathers and Bright-Dark-Rogue Solutions for the Coupled Schrödinger Equations, *Chi. Phys. Lett.* **28** (2011) 110202.
- [16] F. Baronio, A. Degasperis, M. Conforti and S. Wabnitz, Solutions of the Vector Nonlinear Schrödinger Equations: Evidence for Deterministic Rogue Waves, *Phys. Rev. Lett.* **109** (2012) 044102.
- [17] Y. Ohta and J. Yang, Dynamics of rogue waves in the Davey-Stewartson II equation, *J. Phys. A: Math. Theor.* **46** (2013) 105202.
- [18] N. Akhmediev, A. Ankiewicz and J.M. Soto-Crespo, Rogue waves and rational solutions of the nonlinear Schrödinger equation, *Phys. Rev. E* **80** (2009) 026601.

- [19] D.J. Kedziora, A. Ankiewicz and N. Akhmediev, Triangular rogue wave cascades, *Phys. Rev. E* **86** (2012) 056602.
- [20] A. Chabchoub, N. Hoffmann, M. Onorato, A. Slunyaev, A. Sergeeva, E. Pelinovsky and N. Akhmediev, Observation of a hierarchy of up to fifth-order rogue waves in a water tank, *Phys. Rev. E* **86** (2012) 056601.
- [21] D.J. Kedziora, A. Ankiewicz and N. Akhmediev, Circular rogue wave clusters, *Phys. Rev. E* **84** (2011) 056611.
- [22] Z. Yan, V.V. Konotop and N. Akhmediev, Three-dimensional rogue waves in nonstationary parabolic potentials, *Phys. Rev. E* **82** (2010) 036610.
- [23] A. Chabchoub, N.P. Hoffmann and N. Akhmediev, Rogue Wave Observation in a Water Wave Tank, *Phys. Rev. Lett.* **106** (2011) 204502.
- [24] A. Ankiewicz, N. Akhmediev, and J.M. Soto-Crespo, Discrete rogue waves of the Ablowitz-Ladik and Hirota equations, *Phys. Rev. E* **82** (2010) 026602.
- [25] D.S. Wang, D.J. Zhang, J. Yang, Integrable properties of the general coupled nonlinear Schrödinger equations, *J. Math. Phys.* **51** (2010) 023510.
- [26] S.V. Manakov, On the theory of two-dimensional stationary self-focusing of electromagnetic waves, *Sov. Phys. JETP.* **38** (1974) 248-253.
- [27] M. Vijayajayanthi, T. Kanna, M. Lakshmanan, Bright-dark solitons and their collisions in mixed N-coupled nonlinear Schrödinger equations, *Phys. Rev. A* **77** (2008) 013820.
- [28] X. Lü, M. Peng, Painlevé-integrability and explicit solutions of the general two-coupled nonlinear Schrödinger system in the optical fiber communications, *Nonlinear Dyn.* **73** (2013) 405-410.
- [29] B. Guo, L. Ling and Q.P. Liu, Nonlinear Schrödinger equation: Generalized Darboux transformation and rogue wave solutions, *Phys. Rev. E.* **85** (2012) 026607.
- [30] J.S. He, H.R. Zhang, L.H. Wang, K. Porsezian and A.S. Fokas, Generating mechanism for higher-order rogue waves, *Phys. Rev. E.* **87**, 052914.
- [31] Zhaqilao, On Nth-order rogue wave solution to nonlinear coupled dispersionless evolution equations, *Phys. Lett. A* **376** (2012) 3121-3128.
- [32] Zhaqilao, On Nth-order rogue wave solution to the generalized nonlinear Schrödinger equation, *Phys. Lett. A* **377** (2013) 855-859.
- [33] B. Guo, L. Ling and Q.P. Liu, High-Order Solutions and Generalized Darboux Transformations of Derivative Nonlinear Schrödinger Equations, *Stud. Appl. Math.* **130** (2013) 317-344.
- [34] L. Ling and L.C. Zhao, Simple determinant representation for rogue waves of the nonlinear Schrödinger equation, *Phys. Rev. E.* **88** (2013) 043201.
- [35] L. Ling, B. Guo and L.C. Zhao, High-order Rogue Waves in Vector Nonlinear Schrödinger Equations, arXiv:1311.2720 (2013)
- [36] B. Yang, W.G. Zhang, H.Q. Zhang and S.B. Pei, Generalized Darboux transformation and rogue wave solutions for the higher-order dispersive nonlinear Schrödinger equation, *Phys. Scrip.* **88** (2013) 065004.
- [37] V. B. Matveev, M.A. Salle, *Darboux Transformations and Solitons*, Springer, Berlin, 1991.