

Building the Principle of Thermoelectric ZT Enhancement

Shuang Tang^{1*} and Mildred S. Dresselhaus^{2,3}

¹ Department of Materials Science and Engineering, Massachusetts Institute of Technology, Cambridge, MA, 02139, USA (tangs@mit.edu)

² Department of Electrical Engineering and Computer Science, and ³ Department of Physics, Massachusetts Institute of Technology, Cambridge MA 02139, USA

Thermoelectrics is the topic on conversion between heat flow and electricity, the performance of which is characterized by the dimensionless figure of merit $ZT = \sigma S^2 T / \kappa$, where σ , S , T and κ are the electrical conductivity, Seebeck coefficient, temperature and thermal conductivity, respectively. ZT was believed to have an upper limit of 1¹ until the recent two decades, many novel approaches have pushed the upper limit sequentially, including the proposals of low-dimensionalization², sharp density of states³, superlattice⁴⁻⁶, resonant states⁷, nanocomposites^{8,9}, pipe-shaped Fermi surface¹⁰, etc. However, the problem of enhancing ZT to an industrially competitive level is not solved yet. The strong correlation between σ , S and κ results in significant difficulties on the optimization problem. Materials with large σ always tend to have large κ and small S , which kills ZT , and vice versa. Before this present paper, there has not been a framework of standard principles on ZT enhancing, including how to choose thermoelectric materials among a pool of candidates and how to improve the thermoelectric behavior within a single material system. Our goal is to build a systematic framework of principles for thermoelectric figure of merit ZT enhancing, regarding choosing and improving materials. We have pointed out that the current expression of ZT is actually the obstacle of the ZT enhancement problem. We have then find the variables that really decides and really enhance ZT by proposing the idea of splitting ZT into two pseudo- ZT s, after which we have succeeded in building the principles of ZT enhancing, regarding dimension of ma-

materials, dispersion relation forms, carrier scattering mechanism, density of states, band asymmetry and band gap.

This present paper aims on exploring why this enhancing ZT problem is barely soluble in its current form, and how it should be re-formed to be soluble. We start from pointing out the mathematical fact that it is the way of expressing ZT by the variables of σ , S , and κ that makes the optimization task scarcely achievable. To discuss the way of expressing ZT that can make the optimization problem mathematically soluble, we introduce the idea of splitting ZT into two pseudo- ZT s: one characterizes the influence of electronic behaviors to ZT ; the other scales the influence of the lattice thermal conductivity to ZT . After introducing this scheme of pseudo- ZT s, we can then make it clear what variables really decides ZT . Then we explore the most important question on what variables really enhance ZT .

Various proposals have been made to improve ZT , by choosing or changing dimensions of materials, dispersion relation forms of band valleys, number of band valleys, carrier scattering mechanism, density of states, band asymmetry, band gap, etc, within one materials system or among a pool of materials candidates. It has been puzzling that these various proposals do not always work on improving ZT . We will answer this puzzle below while discussing what are the variables that really enhance ZT , and then give the physical guidance on how to choose the correct proposals under different conditions.

Firstly, we point out that when ZT is written as $ZT = \sigma S^2 T / \kappa$, we are already making the problem barely soluble. Enhancing ZT is basically an optimization problem in mathematics. However, it is not allowed to change one of the three variables (σ , S and κ) while having the other two fixed, e.g. it is unable to enhance ZT by increasing σ and keeping S and κ unchanged, because σ , S and κ are highly correlated. Thus, our first goal is to find a way of expressing ZT by variables that are independent or weakly correlated to each other.

To achieve this goal, we introduce the idea of splitting ZT into two pseudo- ZT s: z_{t_e} and z_{t_L} . Three generally accepted assumptions are made before the derivation of pseudo- ZT s: (1) the transport can be described by the Boltzmann equations^{11,12}, i.e.

$$\sigma = e^2 \cdot I_0 \quad (1)$$

$$S = \frac{k_B}{e} \frac{I_1}{I_0} \quad (2)$$

$$\kappa_e = T \cdot k_B^2 I_2 - T \sigma S^2 \quad (3)$$

where $I_r = \int (-\partial f_0 / \partial E) \Xi(E) ((E - E_f) / k_B \cdot T)^r dE$ and $\Xi(E)$ is the transport distribution function. (2)

The transport distribution function $\Xi(E)$ can be characterized by the "exponent law"^{11,12}, i.e.

$$\Xi(E) = g_e \cdot a_n \cdot \left(\frac{E}{k_B T}\right)^n, \quad (4)$$

where n is the exponent, a_n is the normalization factor, and g_e is the geometric factor. n only depends on the dimension of the materials system, the dispersion relation of the band valley, and the scattering mechanism. g_e is the geometric factor, which is decided by dimension, orientation, anisotropy, etc. To further clarify this, we illustrate the case of a three-dimensional anisotropic band valley, with a dispersion relation of $E(\mathbf{k}) = \hbar^2 k_1^2 / 2m_1 + \hbar^2 k_2^2 / 2m_2 + \hbar^2 k_3^2 / 2m_3$, and a relaxation time function of $\tau_E = \tau_0 (E / k_B T)^s \propto E^s$. The density of states for such a band valley is $D(E) = \sqrt{m_1 m_2 m_3} / 2\pi^2 \hbar^{-3} E^{0.5} \propto E^{0.5}$, and the transport distribution function for the three principal directions is $\Xi_i(E) = ((m_1 m_2 m_3)^{1/3} / m_i) \cdot (\sqrt{2} \tau_0 (m_1 m_2 m_3)^{1/6} / 3\pi^2 \hbar^3 (k_B T)^s) \cdot E^{1+0.5+s}$, where $i=1, 2$ or 3 . Thus, we have $n=1+0.5+s$, $a_n = \sqrt{2} \tau_0 (m_1 m_2 m_3)^{1/6} / 3\pi^2 \hbar^3 (k_B T)^s$, and $g_e = (m_1 m_2 m_3)^{1/3} / m_i$ for each direction i . Here s is only decided by the scattering mechanism, e.g. $s=0.5$ for three-dimensional acoustic phonon scattering. (3) The lattice thermal conductivity can be described by $\kappa_L = g_L \cdot \kappa_L^{bulk}$, where g_L is the lattice geometric factor^{11,12}.

Similar to g_e , g_L is also decided by dimension, orientation, anisotropy, etc., and $g_L=1$ for an isotropic bulk material.

Under the three above assumptions, we can write ZT as

$$\frac{1}{ZT} = \frac{1}{zt_e} + \frac{1}{zt_L} \frac{1}{(g_e/g_L)a_n} \frac{\kappa_L^{bulk}}{T \cdot k_B^2}, \quad (5)$$

where $zt_e = (J_0^{[n]} J_2^{[n]} (J_1^{[n]})^{-2} - 1)^{-1}$, $zt_L = (J_1^{[n]})^2 (J_0^{[n]})^{-1}$, $J_r^{[n]} = \int_{x=y}^{\infty} F(x) \cdot (x-y)^n \cdot x^r dx$,

$F(x) = e^x / (1 + e^x)^2$, $y = (E_m - E_f) / k_B T$ and E_m is the energy of the band valley bottom. Thus, we see that zt_e measures the influence of purely electronic behavior to ZT , while zt_L scales the influence of the lattice thermal conductivity to ZT . zt_e and zt_L are also dimensionless number as ZT , which we name as pseudo- ZT s. Each pseudo- ZT can be optimized, separately. We also see that the variables that really decides ZT through deciding the pseudo- ZT s are: the exponent n and the zt_L -pre-factor $(g_e/g_L) \cdot a_n / \kappa_L^{bulk}$, which are independent variables.

Secondly, we examine how dimension of materials, dispersion relation, and carrier scattering mechanism influence ZT , by examining how n influence the two pseudo- ZT s, zt_e and zt_L . We calculated zt_e and zt_L for a single band as a function of Fermi level for different values of n , as shown in Fig. 1. We see that (1) n influences zt_e and zt_L in opposite ways. (2) The pre-factor $(g_e/g_L) \cdot a_n / \kappa_L^{bulk}$ decides the portion of the zt_L component. Thus, we have found that as long as an ZT -enhancing proposal is associated with choosing or changing the dimension of materials, the dispersion relation, or the carrier scattering mechanism, whether it will enhance ZT or reduce ZT depends on the value of $(g_e/g_L) \cdot a_n / \kappa_L^{bulk}$. For example, the low-dimensionalization proposal only enhances ZT when $(g_e/g_L) \cdot a_n / \kappa_L^{bulk}$ is small so that ZT is dominated by zt_L . For large $(g_e/g_L) \cdot a_n / \kappa_L^{bulk}$, where ZT is dominated by zt_e , low-dimensionalization actually reduces ZT by reducing zt_e .

Thirdly, we examine whether it really enhances ZT with proposals related to increasing density of states, by choosing multiband valley materials or by aligning different band edges in energy within the same materials system. We make the examination through an hypothetic procedure, where we can choose to have only one band valley or to have two band valleys contributing to transport, as shown in Fig. 2 (a). ΔE denotes the energy difference between band-edges, while β denotes the band dissimilarity ratio of transport distribution functions associated with the two band valleys, i.e.

$$\beta = \frac{\Xi^{(2)}(E)}{\Xi^{(1)}(E)} = \frac{g_e^{(2)} \cdot a_n^{(2)}}{g_e^{(1)} \cdot a_n^{(1)}}, \quad (6)$$

where the superscript "(1)" and "(2)" denote the band valleys. We have calculated the optimization ratio between the one-band-valley cases and the two-band-valley case, as shown in Fig. 2 (b) and (c). The optimization ratio compares the maximum pseudo- ZT s after optimized as a function of Fermi level in different cases, which is defined as,

$$\text{Optimization Ratio} = \frac{zt_{\max}^{(1)+(2)}}{\max[zt_{\max}^{(1)}, zt_{\max}^{(2)}]}, \quad (7)$$

where the pseudo- ZT s is denoted by a lower case " zt ", which stands for zt_e or zt_L ; the superscript "(1)", "(2)" and "(1)+(2)" indicates the band valley (valleys) that is (are) involved in transport; the subscript " \max " means "maximizing as a function of Fermi level"; $\max[zt_{\max}^{(1)}, zt_{\max}^{(2)}]$ means the larger one of $zt_{\max}^{(1)}$ and $zt_{\max}^{(2)}$. Fig. 2 (b) shows that having more bands on the same side of Fermi level does not help zt_e : non-zero band-edge displacement ΔE can reduce zt_e , while band dissimilarity β does not influence zt_e significantly. Fig. 2 (c) shows that having more bands on the same side of Fermi level can increase zt_L , only if the band-edge displacement ΔE is small and the band edge dissimilarity β is close to 1. The upper-limit of the optimization ratio for zt_L is the number of band valleys (2 in this two band valley case), i.e. the density of states, which happens only when $\Delta E=0$ and $\beta=1$, i.e. the different band valleys are isotropic, and are the same in energy, in dispersion form and in scattering mechanism. Thus, Fig. 2 (b) and (c) ex-

plain why proposals associated with increasing density of states at the band edges can sometimes enhance ZT , and also explain how density of states should be increased to enhance zt_L without jeopardizing zt_e , i.e. having the different band valleys as similar to each other as possible both in energy and in transportation distribution function.

Fourthly, we will show that the asymmetry of transportation functions between the conduction band and the valence band is a variable that enhances both zt_e and zt_L at the same time. Without loss of generality, we consider an hypothetic situation where we have one conduction band valley and one valence band valley that are separated by the band gap E_g , as shown in Fig. 3 (a). The asymmetry degree γ is defined as

$$\gamma = \frac{\Xi^{(v)}(E)}{\Xi^{(c)}(E)} = \frac{g_e^{(v)} \cdot a_n^{(v)}}{g_e^{(c)} \cdot a_n^{(c)}}, \quad (8)$$

which is similar to the definition of β , except "^(c)" ("^(v)") here denotes the conduction (valence) band. In Fig. 3 (b) and (c), we have illustrated how zt_e and zt_L monotonically increases as a function γ for the case where $E_g=20k_B T$, respectively. Other values of band gap exhibit the same tendency that pseudo- ZT s monotonically increases as a function of γ . From Fig. 3 (b) and (c), we see that enhancing ZT prefers holes to be as different from electrons as possible, i.e. ZT benefits from large asymmetry degree γ . This explains why materials with both heavy holes and light electrons, such as topological insulator, quasi-Dirac-cones, or narrow-band-gaps, are always good thermoelectric materials, i.e. these materials can provide large asymmetry degree γ . This also explains why some nano-composites systems have been reported to have high ZT , because the holes-screening grain-boundaries in nano-composites materials are effectively making holes much heavier than electrons, which results in a large asymmetry degree of γ .

Lastly, we have found that large band gap can enhance both pseudo- ZT s, until the band gap becomes highly correlated with lattice thermal conductivity. We still use the hypothetic system in Fig. 3 (a), except that we now fix γ and examine zt_e and zt_L as a function of E_g . Without loss of generality, we illus-

trate the case where $\gamma=1$, as shown in Fig. 4 (a) and (b). Other values of γ exhibit the similar tendency that both pseudo- ZT s increase as a function of E_g . Fig. 4 has dissolved the traditional "fare" of large band gap, which implies small carrier concentration. Our calculations in Fig. 4 clearly shows that both of the pseudo- ZT s increases as a function of E_g . However, it is worth to keep alert that the Fermi level of large band gap insulators could become difficult to tune through doping. Furthermore, large band gap may be positively correlated with κ_L^{bulk} , i.e. large band gap insulators usually have long inter-atomic distances and results in large lattice thermal conductivity, which compromises the enhanced z_{TL} value by reduced $(g_e/g_L) \cdot a_n / \kappa_L^{bulk}$ in Eq. (5).

In conclusion, we have pointed out that the widely used expression of ZT as a function of S , σ , and κ is the obstacle of solving the ZT enhancement problem, and provided a more efficient approach to solve it. We have proposed the idea of splitting ZT into two pseudo- ZT s, z_{te} and z_{TL} , such that the influence on ZT from purely electronic behavior and from lattice thermal conductivity can be separately treated. Based on this concept of pseudo- ZT s, we have found that instead of S , σ , or κ , the variables that we can use to solve the mathematical problem of ZT optimization are: n and $(g_e/g_L) \cdot a_n / \kappa_L^{bulk}$ for single-band properties, β and ΔE for the multiband-relation, and γ and E_g for the electron-hole relation.

We have pointed out that all the enhancing ZT proposals that are related to changing or choosing the dimension of materials, the forms of dispersion relation, or the carrier scattering mechanism will change z_{te} and z_{TL} in opposite ways. Therefore, these kinds of enhancing ZT proposals must be carried out with caution. We have illustrated why the proposal of low-dimensionalization does not always enhance ZT : low-dimensionalization increases z_{te} while decreases z_{TL} , so it only works when $(g_e/g_L) \cdot a_n / \kappa_L^{bulk}$ is small and ZT is dominated by z_{TL} . For large $(g_e/g_L) \cdot a_n / \kappa_L^{bulk}$ cases, where ZT is dominated by z_{te} , low-dimensionalization actually reduces ZT . We have also pointed out that pursuing large density of states by choosing multi-band-valley materials is not always enhancing ZT . ZT is only benefited when the different band valleys on the same side of Fermi level are similar to each other. Most importantly, we have

found out that the asymmetry degree between electrons and holes, and the band gaps are the parameters that really enhances ZT , by increasing both of the pseudo- ZT s at the same time.

Finally, we have proposed the standard principles of ZT enhancing: (1) Reducing (Increasing) n by changing or choosing the dimension of materials, the forms of dispersion relation, or the carrier scattering mechanism for small (large) $(g_e/g_L) \cdot a_n / \kappa_L^{bulk}$. (2) Increasing density of states on the same side of Fermi level while keeping different band valleys as similar to each other as possible. (3) Keeping the conduction band and the valence band as asymmetry as possible. (4) Having large band gap as long as it does not significantly influence the doping capability and the lattice thermal conductivity.

Figures:

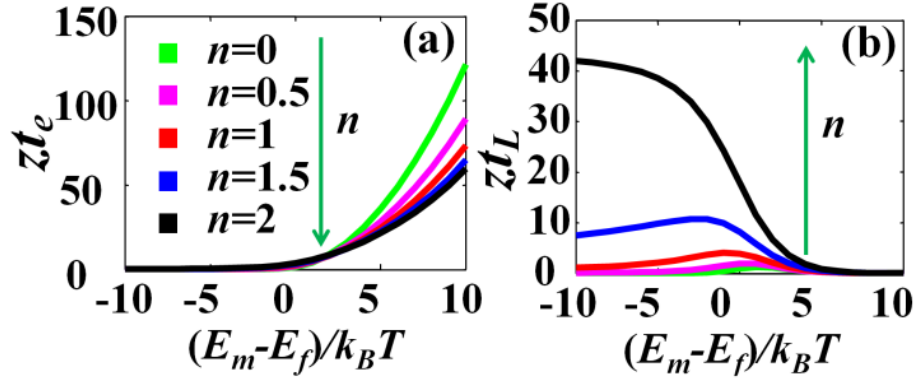


Figure 1: (a) zt_e and (b) zt_L for a single band as a function of Fermi level for different values of n , where E_m is the bottom of band and E_f is the Fermi level. It clearly shows that zt_e increases, while zt_L decreases with n , which is the variable that reflects the dimension of materials, dispersion relation form, and scattering mechanism. Therefore, we see that all the ZT enhancing proposals by changing or choosing dimension, dispersion relation form or scattering mechanism, actually affect the two pseudo- ZT s in opposite directions.

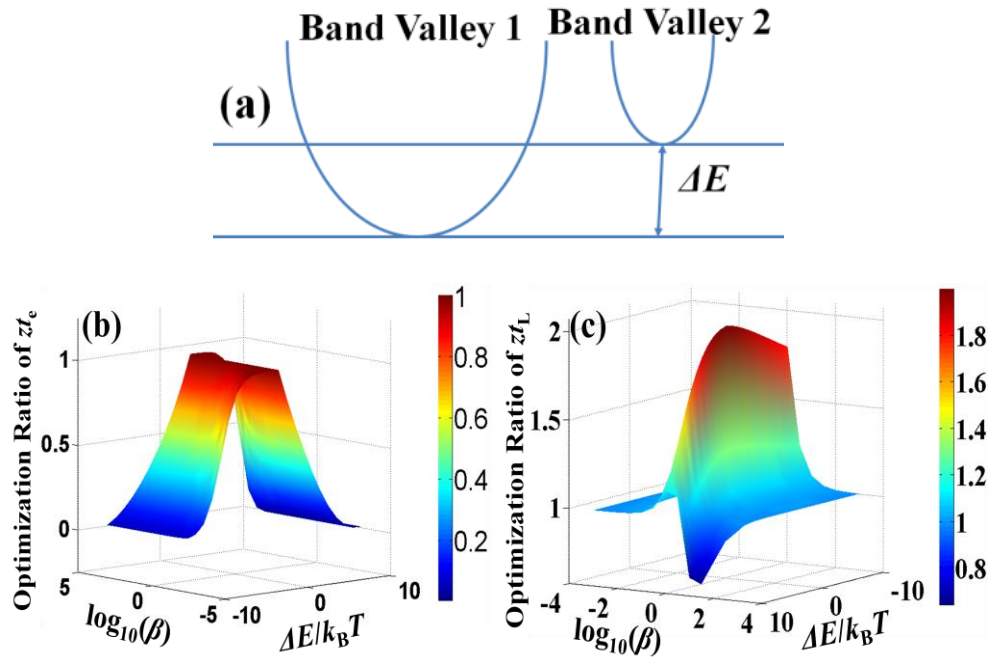


Figure 2: The effect of having more bands on pseudo-ZTs. (a) Scheme of Band Valley 1 and Band Valley 2. The optimization ratio of (b) $z t_e$ and (c) $z t_L$ between the hypothetical case of having two band valleys and the hypothetical cases of having one band valley contributing to thermoelectric transport are shown as a function of band-edge displacement ΔE and band dissimilarity β . Different values of n give the same tendency of optimization ratio changes as a function of ΔE and β , and $n=2$ is illustrated in this figure.

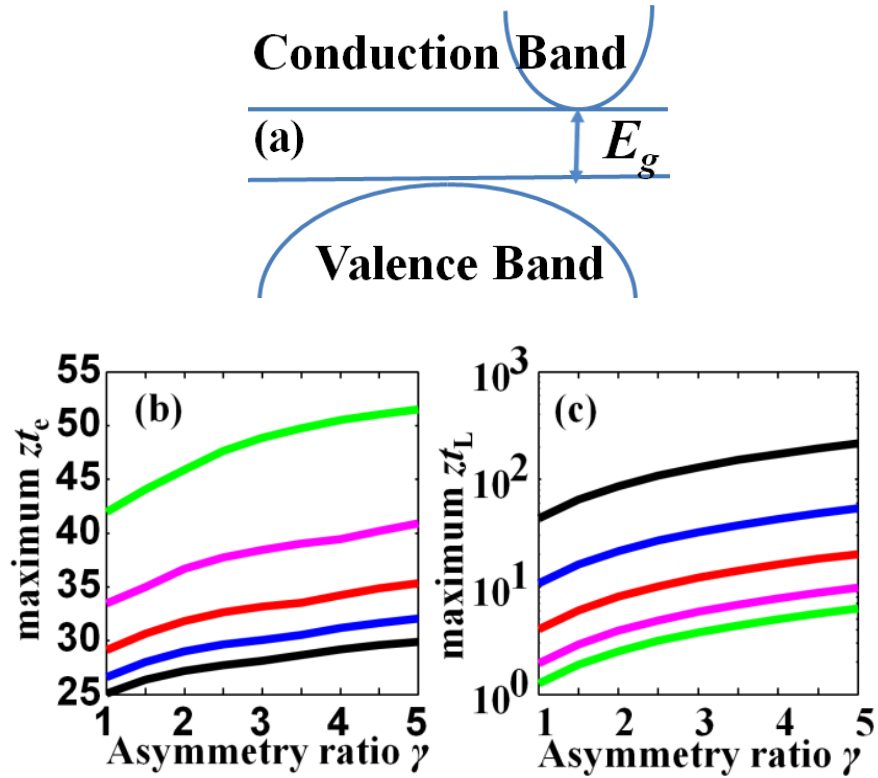


Figure 3: How band asymmetry γ enhances both pseudo- ZT s. (a) Scheme of the conduction band edge and the valence band edge. Different n values are specified by colors that are identically defined in the legend of Fig. 1. Both (b) zt_e and (c) zt_L increases as a function of the band asymmetry degree γ . γ is a variable that really enhances ZT by increasing both pseudo- ZT s at the same time.

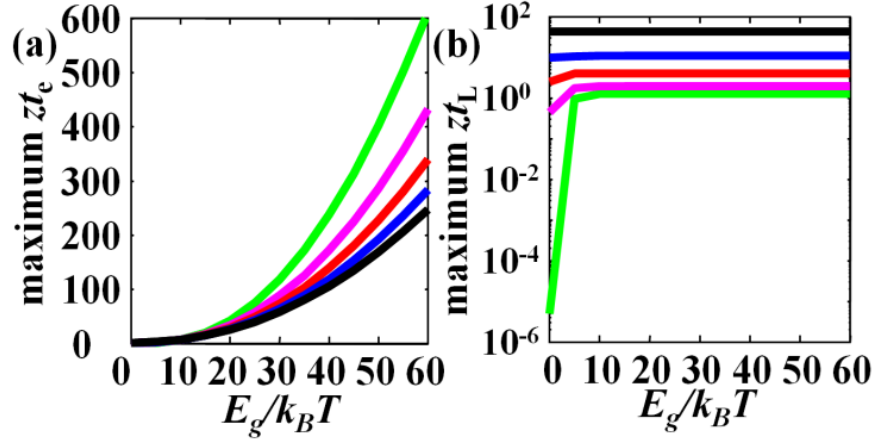


Figure 4: How band gap benefits both pseudo- ZT s. Different n values are specified by colors that are identically defined in the legend of Fig. 1. Both (a) $z t_e$ and (b) $z t_L$ increases as a function of the band gap E_g . E_g is another variable that really enhances ZT by increasing both pseudo- ZT s at the same time. (b) shows that increasing the band gap helps increasing $z t_L$ very obviously when E_g is smaller than $10k_B T$, and also does not decreases $z t_L$ when E_g is larger than $10k_B T$. However, it is worth to keep alert that when the Fermi level of large band gap insulators becomes difficult to change through doping, or when large band gap become positively correlated with κ_L^{bulk} , i.e. when large band gap insulators have large inter-atomic distances that results in large lattice thermal conductivity, the enhancement of $z t_L$ might be compromised by the reduction of $(g_e/g_L) \cdot a_n / \kappa_L^{bulk}$ in Eq. (5).

References:

- [1]T. M. Tritt, *Science* **283**, 804 (1999).
- [2]L. Hicks, and M. Dresselhaus, *Phys. Rev. B* **47**, 12727 (1993).
- [3]G. Mahan, and J. Sofo, *Proceedings of the National Academy of Sciences* **93**, 7436 (1996).
- [4]Y. Lin, and M. Dresselhaus, *Phys. Rev. B* **68**, 75304 (2003).
- [5]J. P. Heremans *et al.*, *Science* **321**, 554 (2008).
- [6]B. Poudel *et al.*, *Science* **320**, 634 (2008).
- [7]D. Parker, X. Chen, and D. J. Singh, *Phys. Rev. Lett.* **110**, 146601 (2013).
- [8]H. J. Goldsmid, *Introduction to thermoelectricity* (Springer, 2009), Vol. 121.
- [9]N. W. Ashcroft, and N. D. Mermin, *Solid state physics* (Saunders College, 1976).

Acknowledgements:

We acknowledge the support from AFOSR MURI Grant Number FA9550-10-1-0533, Subaward 60028687.

Author Contributions:

S. T. conceived the idea, made the calculations and wrote the paper. M. S. D. provided the research platform and funding, and helped in writing the paper.

Competing financial interests:

The authors declare no competing financial interests.

- 1 Tritt, T. M. Holey and unholey semiconductors. *Science* **283**, 804-805 (1999).
- 2 Hicks, L. & Dresselhaus, M. Effect of quantum-well structures on the thermoelectric figure of
merit. *Phys. Rev. B* **47**, 12727-12731 (1993).
- 3 Mahan, G. & Sofo, J. The best thermoelectric. *Proceedings of the National Academy of Sciences*
93, 7436-7439 (1996).
- 4 Venkatasubramanian, R., Siivola, E., Colpitts, T. & O'quinn, B. Thin-film thermoelectric devices
with high room-temperature figures of merit. *Nature (London)* **413**, 597-602 (2001).
- 5 Harman, T., Taylor, P., Walsh, M. & LaForge, B. Quantum dot superlattice thermoelectric
materials and devices. *Science* **297**, 2229-2232 (2002).
- 6 Lin, Y. & Dresselhaus, M. Thermoelectric properties of superlattice nanowires. *Phys. Rev. B* **68**,
75304 (2003).
- 7 Heremans, J. P. *et al.* Enhancement of thermoelectric efficiency in PbTe by distortion of the
electronic density of states. *Science* **321**, 554-557 (2008).
- 8 Poudel, B. *et al.* High-thermoelectric performance of nanostructured bismuth antimony telluride
bulk alloys. *Science* **320**, 634-638 (2008).
- 9 Biswas, K. *et al.* High-performance bulk thermoelectrics with all-scale hierarchical architectures.
Nature (London) **489**, 414-418 (2012).
- 10 Parker, D., Chen, X. & Singh, D. J. High Three-Dimensional Thermoelectric Performance from
Low-Dimensional Bands. *Phys. Rev. Lett.* **110**, 146601 (2013).
- 11 Goldsmid, H. J. *Introduction to thermoelectricity*. Vol. 121 (Springer, 2009).
- 12 Ashcroft, N. W. & Mermin, N. D. *Solid state physics*. (Saunders College, 1976).