

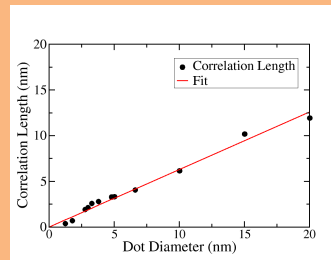
Determination of electron-hole correlation length in CdSe quantum dots using explicitly correlated two-particle cumulant

Christopher J. Blanton¹ and Arindam Chakraborty^{1,*}

¹*Department of Chemistry, Syracuse University, Syracuse, New York 13244*

(Dated: November 7, 2021)

ABSTRACT: The electron-hole correlation length serves as an intrinsic length scale for analyzing excitonic interactions in semiconductor nanoparticles. In this work, the derivation of electron-hole correlation length using the two-particle reduced density is presented. The correlation length was obtained by first calculating the electron-hole cumulant from the pair density, and then transforming the cumulant into intraculular coordinates, and finally then imposing exact sum-rule conditions on the radial integral of the cumulant. The excitonic wave function for the calculation was obtained variationally using the electron-hole explicitly correlated Hartree-Fock method. As a consequence, both the pair density and the cumulant were explicit functions of the electron-hole separation distance. The use of explicitly correlated wave function and the integral sum-rule condition are the two key features of this derivation. The method was applied to a series of CdSe quantum dots with diameters 1-20 nm and the effect of dot size on the correlation length was analyzed.



Keywords: explicitly correlated, Gaussian-type geminal, electron-hole correlation, reduced density matrix, cumulant, transition density matrix

I. Introduction

Electron-hole excitations in semiconductor quantum dots are influenced by their size, shape and chemical composition. Controlling the generation and the dissociation of electron-hole (eh) pairs have important technological applications in the field of light-harvesting materials[1–4], photovoltaics[5–8], solid-state lighting[9–12] and lasing[13–16]. In order to control the generation and dissociation of the eh-pair, it is important to understand the underlying interaction between the quasiparticles. Theoretical treatment of electron-hole interaction in quantum dots is challenging because of the computational bottleneck associated with quantum mechanical treatment of many-electron systems. In principle, a simplified description of the electron-hole pair can be achieved by ignoring the eh interaction and treating them as independent quasiparticles. Although this approach can dramatically reduce the computational cost, such simplification can lead to qualitatively wrong results. For example, optical spectra calculation using independent quasiparticle approach often shows significant deviation from the experimental results. One of the main limitations of the independent quasiparticle method is its inability in describing bound excitonic states. Multiexcitonic interaction, exciton and biexciton binding energies, radiative and Auger recombination

are some of the properties whose calculations depend on the accurate treatment of electron-hole correlation. Theoretical investigation of electron-hole correlation has been performed using various methods such as time-dependent density functional theory (TDDFT)[17–24], perturbation theory[25], GW combined with Bethe-Salpeter equation[26–34], configuration interaction[35–43], quantum Monte Carlo[38, 44–46], path-integral Monte Carlo,[47, 48] explicitly correlated Hartree-Fock method,[49–53] and electron-hole density functional theory.[54]

In this work, we are interested in the calculation of electron-hole correlation length (eh-CL) in CdSe quantum dots. Our goal is to provide a statistical definition of the electron-hole correlation length. The concept of correlation length has been widely used in many fields, including statistical mechanics[55–58] and polymer science.[56–62] One of the important features of the eh-CL is that it provides an intrinsic length scale for describing the electron-hole interaction. Because of this, it can play an important role in describing excitonic effects in quantum dots and other nanomaterials such as carbon nanotubes.[63–65] The eh-CL can also be used for construction of electron-hole correlation functional for multicomponent density functional theory.[54] For example, Salahub and co-workers have developed a series of exchange-correlation functions that are based on electron-electron correlation length[66–69] and a similar strategy can be used for construction of electron-hole correlation functionals using eh-CL. The eh-CL can also aid in the development of explicitly correlated wave functions (such as Jastrow and Gaussian-type geminal functions) which depend directly on the electron-hole separation distance.[46, 49–53]

We have used the 2-particle electron-hole density matrix

* corresponding author: archakra@syr.edu

for the definition and calculation of the eh-CL. Two-particle reduced density matrix (2-RDM) has been used extensively for investigation of electron-electron correlation[71–77] and electronic excitation[78] in many-electron systems. For the present system, the 2-RDM is the appropriate mathematical quantity that contains all the necessary information about electron-hole correlation. Specifically, the cumulant associated with the electron-hole 2-RDM is the component of the 2-RDM that cannot be expressed as a product of 1-particle electron and hole densities. In principle, the 2-RDM can be obtained directly without the need for an underlying wave function as long as the N -representability of 2-RDM can be satisfied. However, in the present work, we have obtained the 2-RDM from an explicitly correlated electron-hole wave function. The remainder of the article is organized as follows. The derivation of eh-CL from the electron-hole cumulant is presented in [subsection II A](#), transformation to intracule and extracule coordinates is described in [subsection II B](#), and details of the explicitly correlated electron-hole wave function are presented in [subsection II C](#) and [section III](#). The method was applied to a series of CdSe quantum dots and the results are presented in [section IV](#).

II. Theory

A. Electron-hole cumulant

The interaction between the quasiparticles in the quantum dot is described the electron-hole Hamiltonian[36–38, 46, 49, 50, 52, 53, 80–87] which has the following general expression

$$\begin{aligned}
 H = & \sum_{ij} \langle i | \frac{-\hbar^2}{2m_e} \nabla_e^2 + v_{\text{ext}}^e | j \rangle e_i^\dagger e_j \\
 & + \sum_{ij} \langle i | \frac{-\hbar^2}{2m_h} \nabla_h^2 + v_{\text{ext}}^h | j \rangle h_i^\dagger h_j \\
 & + \sum_{ijj'j'} \langle ijj'j' | \varepsilon^{-1} r_{\text{eh}}^{-1} | ijj'j' \rangle e_i^\dagger e_j h_i^\dagger h_j \\
 & + \sum_{ijkl} w_{ijkl}^{ee} e_i^\dagger e_j^\dagger e_l e_k + \sum_{ijkl} w_{ijkl}^{hh} h_i^\dagger h_j^\dagger h_l h_k.
 \end{aligned} \tag{1}$$

We define the electron-hole wave function for a multiexcitonic system consisting of N_e and N_h number of electrons and holes, respectively by $\Psi_{\text{eh}}(\mathbf{x}_1^e, \dots, \mathbf{x}_{N_e}^e, \mathbf{x}_1^h, \dots, \mathbf{x}_{N_h}^h)$, where \mathbf{x} is a compact notation for both the spatial and spin coordinate of the particles. The spin-integrated 2-particle reduced density can be obtained from the electron-hole wave function by integration over the $N_e - 1$ and $N_h - 1$ coordinates as shown in the following equation

$$\rho_{\text{eh}}(\mathbf{r}^e, \mathbf{r}^h) = \frac{N_e N_h}{\langle \Psi_{\text{eh}} | \Psi_{\text{eh}} \rangle} \int ds_1^e ds_1^h d\mathbf{x}_2^e, \dots, \mathbf{x}_{N_e}^e, \mathbf{x}_2^h, \dots, \mathbf{x}_{N_h}^h \Psi_{\text{eh}}^* \Psi_{\text{eh}} \tag{2}$$

where, integration over the spin coordinate s_1 is performed for both electron and hole. The single-particle density is obtained from the 2-particle density using the sum-rule condition[70]

$$\rho_e(\mathbf{r}^e) = \frac{1}{N_h} \int d\mathbf{r}^h \rho_{\text{eh}}(\mathbf{r}^e, \mathbf{r}^h), \tag{3}$$

$$\rho_h(\mathbf{r}^h) = \frac{1}{N_e} \int d\mathbf{r}^e \rho_{\text{eh}}(\mathbf{r}^e, \mathbf{r}^h). \tag{4}$$

We define the electron-hole cumulant as the difference between the 2-particle density and the product of the 1-particle electron and hole densities as shown in the following equation

$$q(\mathbf{r}^e, \mathbf{r}^h) = \rho_{\text{eh}}(\mathbf{r}^e, \mathbf{r}^h) - \rho_e(\mathbf{r}^e) \rho_h(\mathbf{r}^h). \tag{5}$$

This definition is analogous to the definition used by Mazzioni et al.[88] in electronic structure theory. By construction, the cumulant contains information about correlation between the two particles. Consequently, the Coulomb contribution of the electron-hole correlation energy can be directly expressed in terms of the electron-hole cumulant and is given by the following expression

$$\begin{aligned}
 \langle \Psi_{\text{eh}} | V_{\text{eh}} | \Psi_{\text{eh}} \rangle &= \langle \rho_{\text{eh}} \varepsilon^{-1} r_{\text{eh}}^{-1} \rangle \\
 &= J_{\text{eh}} + \langle q(\mathbf{r}^e, \mathbf{r}^h) \varepsilon^{-1} r_{\text{eh}}^{-1} \rangle,
 \end{aligned} \tag{6}$$

where ε is the dielectric constant and J_{eh} is the classical Coulomb electron-hole energy

$$J_{\text{eh}} = \langle \rho_e \rho_h \varepsilon^{-1} r_{\text{eh}}^{-1} \rangle. \tag{7}$$

The cumulant has an important property that its integration over all space should be zero due to the density sum-rule conditions[70]

$$\int d\mathbf{r}^e d\mathbf{r}^h q(\mathbf{r}^e, \mathbf{r}^h) = 0. \tag{8}$$

We use this relationship for the definition of the electron-hole correlation length.

B. Intracule and extracule coordinates

Beginning with Coleman's initial definition of the intracule and extracule matrices in terms of the center of mass (extracule) and relative motion (intracule) coordinates,[89] the concept of the intracule and extracule in the regime of electronic systems has been previously explored in earlier studies.[89–95] The intracule and extracule coordinates for the eh-system are defined by

$$\mathbf{r}_{\text{eh}} = \mathbf{r}^e - \mathbf{r}^h \tag{9}$$

$$\mathbf{R} = \frac{1}{2} (\mathbf{r}^e + \mathbf{r}^h). \tag{10}$$

The integral of the cumulant is expressed in terms of these coordinates

$$\int d\mathbf{r}^e d\mathbf{r}^h q(\mathbf{r}^e, \mathbf{r}^h) = \int d\mathbf{r}_{\text{eh}} \int d\mathbf{R} q(\mathbf{r}_{\text{eh}}, \mathbf{R}) \tag{11}$$

$$= \int_0^\infty dr_{\text{eh}} r_{\text{eh}}^2 \int d\Omega \sin \theta \int d\mathbf{R} q(\mathbf{r}_{\text{eh}}, \mathbf{R}) \tag{12}$$

$$= \int_0^\infty dr_{\text{eh}} r_{\text{eh}}^2 q_r(r_{\text{eh}}) \tag{13}$$

In the above expression, the integral over the intracuclear coordinate \mathbf{r}_{eh} is transformed into spherical polar coordinates. The function q_r is the spherically averaged radial cumulant and the integral of the radial cumulant over a finite limit is used to define the following function $I(d)$

$$I(d) = \int_0^d dr_{\text{eh}} r_{\text{eh}}^2 q_r(r_{\text{eh}}). \quad (14)$$

The zero-integral property of q (defined in Eq. (8)) ensures that this integral goes to zero at large d

$$\lim_{d \rightarrow \infty} I(d) = 0. \quad (15)$$

Here, we use $I(d)$ to define the electron-hole correlation length. Specifically, the electron-hole correlation length (r_c) is defined as the value of d at which the value of $I(d)$ is zero

$$|I(r_c)| = 0 \quad r_c \ll \infty. \quad (16)$$

The description of the electron-hole wave function used for the calculation of the radial cumulant is presented in the following section.

C. Explicitly correlated electron-hole wave function

We have used the electron-hole explicitly correlated Hartree-Fock method (eh-XCHF) for obtaining the electron-hole wave function. This method has been used in earlier work for the computation of exciton binding energies and electron-hole recombination probabilities in quantum dots.[49–53] A brief summary of the eh-XCHF method is presented here and the implementation details of this method can be found in work by Elward and co-workers.[50–52] The ansatz of the eh-XCHF wave function consists of multiplying the mean-field electron-hole reference wave functions with an explicitly correlated function G as shown in the following equation

$$\Psi_{\text{eh-XCHF}} = G\Phi_e\Phi_h, \quad (17)$$

where G is the geminal operator

$$G = \sum_{i=1}^{N_e} \sum_{j=1}^{N_h} g(r_{ij}), \quad (18)$$

$$g(r_{\text{eh}}) = \sum_{k=1}^{N_g} b_k \exp(-\gamma_k r_{\text{eh}}^2). \quad (19)$$

The eh-XCHF method is a variational method in which the correlation function G and the reference wave function are obtained by minimizing the total energy

$$E_{\text{eh-XCHF}} = \min_{G, \Phi_e, \Phi_h} \frac{\langle G\Phi_0 | H | G\Phi_0 \rangle}{\langle G\Phi_0 | G\Phi_0 \rangle}, \quad (20)$$

where $\Phi_0 = \Phi_e\Phi_h$. To perform the above minimization, it is more efficient to work with the following congruent-transformed operators

$$\tilde{H} = G^\dagger H G, \quad (21)$$

$$\tilde{I} = G^\dagger G. \quad (22)$$

This transformation is particularly important for the calculation of the 2-particle reduced density matrix in the present work. The set of parameters $\{b_k, \gamma_k\}$ in G were obtained by non-linear optimization, and for a given set of these parameters, the minimization over the reference wave function was performed by determining the self-consistent solution of the coupled Fock equations

$$\tilde{\mathbf{F}}_e \mathbf{C}_e = \tilde{\mathbf{S}}_e \mathbf{C}_e \lambda_e, \quad (23)$$

$$\tilde{\mathbf{F}}_h \mathbf{C}_h = \tilde{\mathbf{S}}_h \mathbf{C}_h \lambda_h. \quad (24)$$

The tilde in the above expressions represent that the Fock and the overlap matrices incorporate the transformed operators defined in Eq. (21).

The transformed operator \tilde{I} can be written as a sum of operators as shown below

$$\tilde{I} = G^\dagger G \quad (25)$$

$$= \sum_{i'i'} g(i, i') \sum_{j'j} g(j, j') \quad (i, j = 1, \dots, N_e; i', j' = 1, \dots, N_h) \quad (26)$$

$$= \sum_{i'i'} g(i, i') g(i, i') + \sum_{i \neq j, i' j'} g(i, i') g(j, j') \quad (27)$$

$$+ \sum_{i' \neq j', i} g(i, i') g(i, j') + \sum_{i \neq j, i' \neq j'} g(i, i') g(j, j').$$

The above expression can be written in a compact notation as a sum of 2, 3, and 4-particle operators

$$G^\dagger G = \Omega_{11} + \Omega_{21} + \Omega_{12} + \Omega_{22}. \quad (28)$$

The 2-particle density for the eh-XCHF wave function can be expressed in terms of these operators as shown below

$$\rho_{\text{eh}}(\mathbf{r}^e, \mathbf{r}^h) = \frac{N_e N_h}{\langle \Psi_{\text{eh-XCHF}} | \Psi_{\text{eh-XCHF}} \rangle} \times \langle \Psi_{\text{eh-XCHF}}^* \Psi_{\text{eh-XCHF}} \rangle_{s_1, s'_1, 2, 2', \dots, N_e, N_h}, \quad (29)$$

where the subscript in the above expression is a compact notation for integration over the remaining coordinates described in Eq. (2). Substituting the expression from Eq. (28), we get the following expression

$$\rho_{\text{eh}}(\mathbf{r}^e, \mathbf{r}^h) = \frac{N_e N_h}{\langle \Phi_0 | \tilde{I} | \Phi_0 \rangle} \times \langle \Phi_0^* (\Omega_{11} + \Omega_{12} + \Omega_{21} + \Omega_{22}) \Phi_0 \rangle_{s_1, s'_1, 2, 2', \dots, N_e, N_h}. \quad (30)$$

For a multiexcitonic system all 2, 3, and 4-particle operators should be used for the computation of the 2-particle density. In a related work on many-electron system, we have shown that it is possible to avoid integration over higher-order operators by using diagrammatic summation technique and a similar strategy can be used for multiexcitonic systems as well.[96]

D. Relation to uncorrelated transition density matrices

One of the important features of the correlation function is that it allows for a compact representation of the 2-particle density matrix in the position representation. The relationship can be readily seen by expanding the eh-XCHF wave function in the Slater determinant basis

$$G\Phi_0 = \sum_{ii'} \underbrace{\langle \Phi_i^e \Phi_{i'}^h | G | \Phi_0^e \Phi_0^h \rangle}_{c_{ii'}} \Phi_i^e \Phi_{i'}^h = \sum_{ii'} c_{ii'} \Phi_i^e \Phi_{i'}^h. \quad (31)$$

Substituting Eq. (31) in the expression of ρ_{eh} gives

$$\begin{aligned} \rho_{eh}(\mathbf{r}^e, \mathbf{r}^h) &= \frac{N_e N_h}{\langle \Phi_0 | \tilde{I} | \Phi_0 \rangle} \\ &\times \left\langle \sum_{ij} \sum_{i'j'} c_{ii'}^* c_{jj'} \Phi_i^{e*} \Phi_{i'}^{h*} \Phi_j^e \Phi_{j'}^h \right\rangle_{s_1, s_1', 2, 2', \dots, N_e, N_h} \\ &= \frac{N_e N_h}{\langle \Phi_0 | \tilde{I} | \Phi_0 \rangle} \sum_{ij} \sum_{i'j'} c_{ii'}^* c_{jj'} d_{ij}^e d_{i'j'}^h, \end{aligned} \quad (32)$$

where the transition density matrix d_{ij} is defined as

$$d_{ij}^e(\mathbf{r}^e) = \langle \Phi_i^{e*} \Phi_j^e \rangle_{s_1, 2, \dots, N_e}. \quad (34)$$

It is seen from Eq. (32) that the 2-particle density obtained from the eh-XCHF wave function is equivalent to the infinite-order expansion in terms of the transition density matrices.

III. Computational details

The method described in section II was used for calculating electron-hole correlation length in CdSe quantum dots in the range of 1-20 nm in diameter. We are interested in the effect of dot size on the electron-hole correlation length for a single electron-hole pair in CdSe quantum dots. For a single electron-hole pair, the higher-order operators in Eq. (30) rigorously vanish from the expression. This provides considerable simplification in the calculation of the 2-particle density. Because of the dot size, application of either DFT or atom-centered pseudopotential approach is computationally prohibitive. To make the computation tractable, we have used a parabolic confining potential in the electron-hole Hamiltonian described in Eq. (1). Parabolic confinement potential in quantum dots has been used extensively for various properties such as total exciton energy[97, 98], exciton dissociation[99], exciton binding energy[49, 50, 52, 100] eh-recombination probability[49–51], effect of magnetic[101–106] and electric fields[53, 101, 107–109], exciton-polariton condensate[110], linear optical properties[111, 112], optical rectification[113], non-linear rectification[107], dynamics[114], eh-correlation energy[115, 116], resonant tunneling[117], collective modes[118], and thermodynamic properties[119]. The external potential for the electron and hole quasiparticle was defined as

$$v_\alpha^{\text{ext}} = \frac{1}{2} k_\alpha |\mathbf{r}_\alpha|^2 \quad \alpha = e, h \quad (35)$$

TABLE I. Force constants for CdSe quantum dots.

Dot diameter (nm)	k_e (atomic units)	k_h (atomic units)
1.24	2.66×10^{-2}	9.10×10^{-3}
1.79	6.22×10^{-3}	2.13×10^{-3}
2.76	1.10×10^{-3}	3.76×10^{-4}
2.98	8.10×10^{-4}	2.77×10^{-4}
3.28	5.52×10^{-4}	1.89×10^{-4}
3.79	3.09×10^{-4}	1.06×10^{-4}
4.80	1.20×10^{-4}	4.12×10^{-5}
5.00	1.02×10^{-4}	3.51×10^{-5}
6.60	3.40×10^{-5}	1.16×10^{-5}
10.00	6.41×10^{-6}	2.19×10^{-6}
15.00	1.26×10^{-6}	4.33×10^{-7}
20.00	4.01×10^{-7}	1.37×10^{-7}

where k_α is the force constant which determines the strength of the confinement potential. We have used a particle-number based search procedure for determination of the force constant k_α . The central idea of this approach is to find the value of k_α such that the computed 1-particle electron and hole densities are confined within the volume of the quantum dot. This is obtained by performing the following minimization

$$\min_{k_\alpha^{\text{min}}} \left(N_\alpha - \int_0^{D_{\text{dot}}} dr r^2 \int d\Omega \rho_\alpha(\mathbf{r}) \right)^2, \quad (36)$$

where D_{dot} is the diameter of the quantum dot and Ω is the angular coordinate. The values of the force constants used for each dot is listed in Table I. The kinetic energy operator was computed using the electron and hole effective masses of 0.13 and 0.38 atomic units, respectively.[81] The interaction between the electron and hole was described by screened Coulomb potential. We have used the size and distance dependent dielectric function $\epsilon(\mathbf{r}, R_{\text{dot}})$, which was developed by Wang and Zunger for CdSe.[120] The electron and hole molecular orbitals in Φ_0 were represented using a linear combination of Gaussian type orbitals (GTOs) and the expansion coefficients were obtained by the solving the coupled Fock equations shown in Eq. (23). The basis used was a single S Cartesian GTO was used and the exponents of the basis functions are listed in Table II. The use of GTOs is especially convenient because the integrals involving the GTOs and the Gaussian correlation function, G , are known analytically.[121–124] For a given value of \mathbf{r}^e , the 1-particle density ρ was calculated analytically. The integration over the intracuclear coordinate in Eq. (14) was performed numerically. The correlation function, G , was expanded as a linear combination of six Gaussian-type geminal functions[49, 50, 52] and the set of $\{b_k, \gamma_k\}$ parameters were optimized for each dot size. The first set of geminal parameters was set to $b_1 = 1$ and $\gamma_1 = 0$ for all CdSe dot diameters. For each dot diameter, five sets of geminal parameters were determined sequentially by minimizing the energy. The values of the geminal parameters are found in Table III.

TABLE II. Exponent used in GTO basis $e^{-\alpha r^2}$.

Dot diameter (nm)	α (atomic units)
1.24	2.94×10^{-2}
1.78	1.42×10^{-2}
2.76	5.98×10^{-2}
2.98	5.13×10^{-2}
3.28	4.24×10^{-3}
3.79	3.17×10^{-3}
4.80	1.98×10^{-3}
5.00	1.83×10^{-3}
6.60	1.05×10^{-3}
10.00	4.57×10^{-4}
15.00	2.03×10^{-4}
20.00	1.14×10^{-4}

IV. Results

The electron-hole correlation length was obtained by integration of the radial cumulant as described in Eq. (14). In Figure 1, the integral of the cumulant, $I(d)$, for three different dot sizes are presented. As expected, the integral goes to zero

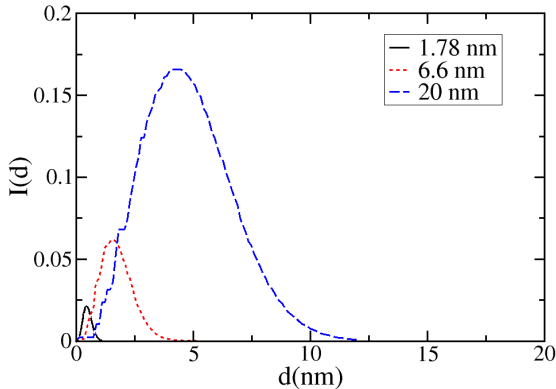


FIG. 1. The value of $I(d)$ as d , the upper limit in Eq. (14), is varied for the 1.78 nm, 6.6 nm, and 20 nm diameter CdSe quantum dots.

at large distances (high d values) and the distance at which the integral converges to zero is defined as the electron-hole correlation length r_c . The calculated electron-hole correlation lengths are presented in Table IV. We find that, in all cases, the correlation length increases with increasing dot diameter. Another quantity that is important for investigating electron-hole correlation is the length scale associated with the first node of the radial cumulant. We define this quantity as r_{node} and the calculated values are presented in Table IV. The maximum of the $I(d)$ in Figure 1 corresponds to r_{node} . Because the interaction between the electron and hole is attractive, we expect an enhancement in the pair density as compared to mean-field density at small r_{eh} distances. This

phenomenon is opposite to the correlation hole observed in electron-electron interaction, in which small r_{ee} shows a decrease in correlated electron-pair density as compared to uncorrelated electron density. The r_{node} can be interpreted as the effective radius of the sphere that encloses the region of enhanced probability density. As seen from Table IV, r_c and r_{node} are similar in magnitude for small dot sizes, but these quantities differ significantly for larger dots. The correlation length as a function of the dot diameter is plotted in Figure 2. The set of data showed good agreement with the linear fit, with a mean absolute error of 0.323 nm. A trend of increasing correlation length with increasing dot diameter is observed. The correlation lengths show that correlation effects are important even at long electron-hole separations. The linear re-

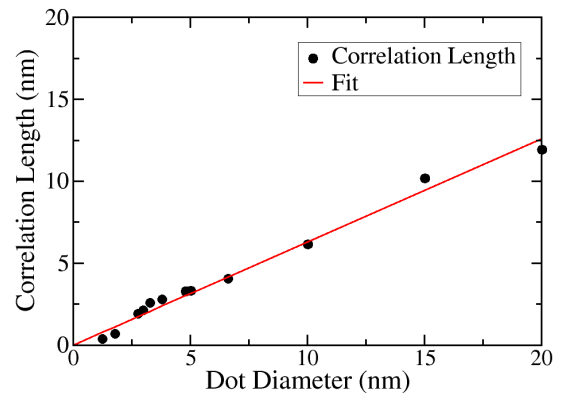


FIG. 2. The correlation length as a function of the dot diameter D_{dot} . The linear fit is $r_c = 0.6303D_{\text{dot}}$, with a mean absolute error of 0.323 nm.

lationship between the dot diameter and the correlation length has an important application in the construction of compact explicitly correlated electron-hole wave function. For example, the determination of the eh-XCHF wave function requires the optimization of the non-linear parameters $\{b_k, \gamma_k\}$ in G . By using the relationship between the dot diameter and correlation length, it is possible to assign the non-linear parameters as some multiple of the correlation length. This approach avoids optimization of non-linear parameters and can result in significant reduction in the computational effort.

V. Conclusions

In conclusion, we have presented a method for calculating electron-hole correlation length in semiconductor quantum dots. We have used the cumulant derived from the electron-hole 2-particle density as the central quantity for defining the correlation length. There are two key features of this method. First, the 2-particle reduced density was obtained from an explicitly correlated electron-hole wave function. Consequently, the reduced density matrix and the corresponding cumulant

TABLE III. Value of the geminal parameters for CdSe quantum dots.

Dot Diameter (nm)	b_2	γ_2	b_3	γ_3	b_4	γ_4	b_5	γ_5	b_6	γ_6
1.25	1.338×10^{-1}	2.134×10^{-2}	1.559×10^{-1}	1.150×10^{-3}	3.630×10^{-2}	1.112×10^0	2.290×10^{-2}	2.111×10^{-1}	1.099×10^{-1}	1.020×10^{-3}
1.78	1.497×10^{-1}	1.569×10^{-2}	2.099×10^{-1}	1.120×10^{-3}	2.009×10^{-1}	4.400×10^{-4}	4.260×10^{-2}	1.112×10^0	3.820×10^{-2}	1.444×10^{-1}
2.76	2.279×10^{-1}	4.700×10^{-3}	5.990×10^{-2}	1.111×10^{-1}	2.119×10^{-1}	4.400×10^{-4}	-1.910×10^{-2}	3.140×10^{-3}	1.540×10^{-2}	1.222×10^0
2.98	2.449×10^{-1}	3.960×10^{-3}	6.400×10^{-2}	1.114×10^{-1}	2.099×10^{-1}	3.700×10^{-4}	1.490×10^{-2}	1.434×10^0	1.580×10^{-2}	1.012×10^{-1}
3.28	2.589×10^{-1}	3.580×10^{-3}	6.680×10^{-2}	1.112×10^{-1}	2.109×10^{-1}	4.300×10^{-4}	9.990×10^{-2}	1.100×10^{-4}	1.590×10^{-2}	1.253×10^0
3.79	2.799×10^{-1}	3.000×10^{-3}	6.990×10^{-2}	1.111×10^{-1}	2.209×10^{-1}	3.700×10^{-4}	1.099×10^{-1}	1.200×10^{-4}	1.540×10^{-2}	1.432×10^0
4.80	3.610×10^{-1}	1.660×10^{-3}	8.790×10^{-2}	1.010×10^{-1}	6.180×10^{-2}	2.229×10^{-2}	2.099×10^{-1}	2.200×10^{-4}	9.990×10^{-2}	1.100×10^{-4}
5.00	3.699×10^{-1}	1.570×10^{-3}	8.990×10^{-2}	1.010×10^{-1}	6.680×10^{-2}	2.135×10^{-2}	2.099×10^{-1}	2.200×10^{-4}	9.990×10^{-2}	1.100×10^{-4}
6.60	4.499×10^{-1}	1.380×10^{-3}	6.099×10^{-1}	1.800×10^{-4}	5.280×10^{-2}	1.112×10^0	1.299×10^{-1}	1.011×10^{-1}	1.331×10^{-1}	1.335×10^{-2}
10.00	5.899×10^{-1}	1.240×10^{-3}	9.999×10^{-1}	1.300×10^{-4}	6.400×10^{-2}	1.012×10^0	1.569×10^{-1}	1.023×10^{-1}	1.799×10^{-1}	1.211×10^{-2}
15.00	6.999×10^{-1}	1.040×10^{-3}	1.110×10^0	1.300×10^{-4}	6.580×10^{-2}	1.102×10^0	1.589×10^{-1}	1.022×10^{-1}	1.999×10^{-1}	1.999×10^{-1}
20.00	7.999×10^{-1}	1.030×10^{-3}	2.000×10^0	1.200×10^{-4}	9.999×10^{-1}	4.000×10^{-5}	5.489×10^{-1}	1.227×10^{-2}	2.899×10^{-1}	1.240×10^{-3}

TABLE IV. Electron-hole correlation lengths and r_{node} for CdSe quantum dots.

Dot Diameter (nm)	Correlation length (nm)	r_{node} (nm)
1.24	0.381	0.283
1.78	0.683	0.431
2.76	1.905	0.595
2.98	2.117	0.653
3.28	2.572	0.732
3.79	2.778	0.833
4.80	3.293	1.082
5.00	3.307	1.124
6.60	4.047	1.653
10.00	6.156	2.749
15.00	10.164	3.257
20.00	11.930	4.733

were explicit functions of the electron-hole separation distance. Second, the calculation of the correlation length was not based on the nodes of the cumulant but was derived from the exact sum rule relationship satisfied by all N -representable cumulants. The developed method was applied to a series of CdSe quantum dots and a linear relationship between the dot size and correlation length was observed. The electron-hole correlation length provides a natural length scale for investigating electron-hole correlation in nanoparticles. We envision that in future work, the electron-hole correlation length will be used in the construction of compact explicitly correlated wave functions and also for developing multi-component[54] electron-hole density functionals.

Acknowledgments

We wish to thank ACS-PRF grant 52659-DNI6 and Syracuse University for financial support.

- [1] Haiming Zhu, Nianhui Song, and Tianquan Lian, "Wave function engineering for ultrafast charge separation and slow charge recombination in type ii core/shell quantum dots," *Journal of the American Chemical Society* **133**, 8762–8771 (2011).
- [2] Kaifeng Wu, Zheng Liu, Haiming Zhu, and Tianquan Lian, "Exciton annihilation and dissociation dynamics in group iiv cd3p2 quantum dots," *The Journal of Physical Chemistry A* **117**, 6362–6372 (2013).
- [3] Michael Grätzel, "Solar energy conversion by dye-sensitized photovoltaic cells," *Inorganic Chemistry* **44**, 6841–6851 (2005), pMID: 16180840.
- [4] Prashant V. Kamat, "Quantum dot solar cells. semiconductor nanocrystals as light harvesters," *The Journal of Physical Chemistry C* **112**, 18737–18753 (2008).
- [5] Zhen Li, Libo Yu, Yingbo Liu, and Shuqing Sun, "Cds/cdse quantum dots co-sensitized tio2 nanowire/nanotube solar cells with enhanced efficiency," *Electrochimica Acta* **129**, 379 – 388 (2014).
- [6] Mohammad Reza Golobostanfard and Hossein Abdizadeh, "Tandem structured quantum dot/rod sensitized solar cell based on solvothermal synthesized cdse quantum dots and rods," *Journal of Power Sources* **256**, 102 – 109 (2014).
- [7] S.A. McDonald, G. Konstantatos, S. Zhang, P.W. Cyr, E.J.D. Klem, L. Levina, and E.H. Sargent, "Solution-processed pbs quantum dot infrared photodetectors and photovoltaics," *Nature Materials* **4**, 138–142 (2005).
- [8] Tridip Ranjan Chetia, Dipankar Barpuzary, and Mohammad Qureshi, "Enhanced photovoltaic performance utilizing effective charge transfers and light scattering effects by the combination of mesoporous, hollow 3d-zno along with 1d-zno in cds quantum dot sensitized solar cells," *Phys. Chem. Chem. Phys.* **16**, 9625–9633 (2014).
- [9] Polina O. Anikeeva, Jonathan E. Halpert, Mounqi G. Bawendi, and Vladimir Bulovc, "Electroluminescence from a mixed red-green-blue colloidal quantum dot monolayer," *Nano Letters* **7**, 2196–2200 (2007), pMID: 17616230.
- [10] Eunjoon Jang, Shinae Jun, Hyosook Jang, Jungeun Lim, Byungki Kim, and Younghwan Kim, "White-light-emitting diodes with quantum dot color converters for display backlights," *Advanced Materials* **22**, 3076–3080 (2010).
- [11] In Seong Sohn, Sanjith Unithrattil, and Won Bin Im, "Stacked quantum dot embedded silica film on a phosphor plate for superior performance of white light-emitting diodes," *ACS Ap-*

- plied *Materials & Interfaces* **6**, 5744–5748 (2014).
- [12] Lauren E. Shea-Rohwer, James E. Martin, Xichen Cai, and David F. Kelley, “Red-emitting quantum dots for solid-state lighting,” *ECS Journal of Solid State Science and Technology* **2**, R3112–R3118 (2013).
- [13] V. I. Klimov, A. A. Mikhailovsky, Su Xu, A. Malko, J. A. Hollingsworth, C. A. Leatherdale, H.-J. Eisler, and M. G. Bawendi, “Optical gain and stimulated emission in nanocrystal quantum dots,” *Science* **290**, 314–317 (2000).
- [14] C. Foucher, B. Guilhabert, N. Laurand, and M. D. Dawson, “Wavelength-tunable colloidal quantum dot laser on ultra-thin flexible glass,” *Applied Physics Letters* **104**, 141108 (2014).
- [15] Yuchang Wu and Levon V. Asryan, “Direct and indirect capture of carriers into the lasing ground state and the light-current characteristic of quantum dot lasers,” *Journal of Applied Physics* **115**, 103105 (2014).
- [16] Yue Wang, Van Duong Ta, Yuan Gao, Ting Chao He, Rui Chen, Evren Mutlugun, Hilmi Volkan Demir, and Han Dong Sun, “Stimulated emission and lasing from cdse/cds/zns core-multi-shell quantum dots by simultaneous three-photon absorption,” *Advanced Materials* **26**, 2954–2961 (2014).
- [17] Giuliano Mallocci, Letizia Chiodo, Angel Rubio, and Alessandro Mattoni, “Structural and optoelectronic properties of unsaturated zno and zns nanoclusters,” *The Journal of Physical Chemistry C* **116**, 8741–8746 (2012).
- [18] A. Castro, J. Werschnik, and E. K. U. Gross, “Controlling the dynamics of many-electron systems from first principles: A combination of optimal control and time-dependent density-functional theory,” *Phys. Rev. Lett.* **109**, 153603 (2012).
- [19] C. A. Ullrich and G. Vignale, “Collective charge-density excitations of noncircular quantum dots in a magnetic field,” *Phys. Rev. B* **61**, 2729–2736 (2000).
- [20] Sean A. Fischer, Angela M. Crotty, Svetlana V. Kilina, Sergei A. Ivanov, and Sergei Tretiak, “Passivating ligand and solvent contributions to the electronic properties of semiconductor nanocrystals,” *Nanoscale* **4**, 904–914 (2012).
- [21] Kim Hyeon-Deuk and Oleg V. Prezhdo, “Multiple exciton generation and recombination dynamics in small si and cdse quantum dots: An ab initio time-domain study,” *ACS Nano* **6**, 1239–1250 (2012).
- [22] Ekaterina Badaeva, Joseph W. May, Jiao Ma, Daniel R. Gamelin, and Xiaosong Li, “Characterization of excited-state magnetic exchange in mn²⁺-doped zno quantum dots using time-dependent density functional theory,” *The Journal of Physical Chemistry C* **115**, 20986–20991 (2011).
- [23] Marie Lopez del Puerto, Murilo L. Tiago, and James R. CheLIKowsky, “Excitonic effects and optical properties of passivated cdse clusters,” *Phys. Rev. Lett.* **97**, 096401 (2006).
- [24] M. Claudia Tropicovsky, Leeor Kronik, and James R. CheLIKowsky, “Optical properties of cdse quantum dots,” *The Journal of Chemical Physics* **119**, 2284–2287 (2003).
- [25] Daniel Neuhauser, Eran Rabani, and Roi Baer, “Expedition stochastic approach for mp2 energies in large electronic systems,” *Journal of Chemical Theory and Computation* **9**, 24–27 (2013).
- [26] V Janis and V Pokorny, “Quantum transport in strongly disordered crystals: Electrical conductivity with large negative vertex corrections,” *Journal of Physics: Conference Series* **400** (2012), 10.1088/1742-6596/400/4/042023.
- [27] G Pal, G Lefkidis, H C Schneider, and W Hübner, “Optical response of small closed-shell sodium clusters,” *Journal of Chemical Physics* **133** (2010), 10.1063/1.3494093.
- [28] G Pal, Y Pavlyukh, W Hübner, and H C Schneider, “Optical absorption spectra of finite systems from a conserving Bethe-Salpeter equation approach,” *European Physical Journal B* **79**, 327–334 (2011).
- [29] V Perebeinos, J Tersoff, and P Avouris, “Radiative lifetime of excitons in carbon nanotubes,” *Nano Letters* **5**, 2495–2499 (2005).
- [30] P Puschnig and C Ambrosch-Draxl, “Optical absorption spectra of semiconductors and insulators including electron-hole correlations: An ab initio study within the LAPW method,” *Physical Review B - Condensed Matter and Materials Physics* **66**, 1651051–1651059 (2002).
- [31] Michael Rohlfing and Steven G. Louie, “Electron-hole excitations in semiconductors and insulators,” *Phys. Rev. Lett.* **81**, 2312–2315 (1998).
- [32] Yun-Feng Jiang, Neng-Ping Wang, and Michael Rohlfing, “Quasiparticle band structure and optical spectrum of libr,” *The European Physical Journal B* **86**, 1–6 (2013).
- [33] Yuan Ping, Dario Rocca, Deyu Lu, and Giulia Galli, “ $i\zeta$ ab initio/ $i\zeta$ calculations of absorption spectra of semiconducting nanowires within many-body perturbation theory,” *Phys. Rev. B* **85**, 035316 (2012).
- [34] Michael Rohlfing and Steven G. Louie, “Electron-hole excitations and optical spectra from first principles,” *Phys. Rev. B* **62**, 4927–4944 (2000).
- [35] M Brasken, S Corni, M. Lindberg, J. Olsen, and D. Sundholm, “Full configuration interaction studies of phonon and photon transition rates in semiconductor quantum dots,” *Molecular Physics: An International Journal at the Interface Between Chemistry and Physics* **100**, 911–918 (2002).
- [36] S Corni, M Brasken, M Lindberg, J Olsen, and D Sundholm, “Stabilization energies of charged multiexciton complexes calculated at configuration interaction level,” *Physica E: Low-Dimensional Systems and Nanostructures* **18**, 436–442 (2003).
- [37] S Corni, M Brasken, M Lindberg, J Olsen, and D Sundholm, “Electron-hole recombination density matrices obtained from large configuration-interaction expansions,” *Physical Review B - Condensed Matter and Materials Physics* **67**, 853141–853147 (2003).
- [38] Y Z Hu, M Lindberg, and S W Koch, “Theory of optically excited intrinsic semiconductor quantum dots,” *Physical Review B* **42**, 1713–1723 (1990).
- [39] Lixin He, Gabriel Bester, and Alex Zunger, “Singlet-triplet splitting, correlation, and entanglement of two electrons in quantum dot molecules,” *Phys. Rev. B* **72**, 195307 (2005).
- [40] Alberto Franceschetti and Alex Zunger, “Exciton dissociation and interdot transport in cdse quantum-dot molecules,” *Phys. Rev. B* **63**, 153304 (2001).
- [41] J. M. An, A. Franceschetti, and A. Zunger, “The excitonic exchange splitting and radiative lifetime in pbse quantum dots,” *Nano Letters* **7**, 2129–2135 (2007).
- [42] Eran Rabani, Balzs Hetnyi, B. J. Berne, and L. E. Brus, “Electronic properties of cdse nanocrystals in the absence and presence of a dielectric medium,” *The Journal of Chemical Physics* **110**, 5355–5369 (1999).
- [43] Davood Farmanzadeh and Leila Tabari, “An ab initio study of the ground and excited states of mercaptoacetic acid-capped silicon quantum dots,” *Monatshfte fr Chemie - Chemical Monthly* **144**, 1281–1286 (2013).
- [44] J Shumway, “Quantum Monte Carlo simulation of exciton-exciton scattering in a GaAs/AlGaAs quantum well,” *Physica E: Low-Dimensional Systems and Nanostructures* **32**, 273–276 (2006).
- [45] J Shumway and D M Ceperley, “Quantum Monte Carlo simulations of exciton condensates,” *Solid State Communications*

- 134, 19–22 (2005).
- [46] X Zhu, M S Hybertsen, and P B Littlewood, “Electron-hole system revisited: A variational quantum Monte Carlo study,” *Physical Review B - Condensed Matter and Materials Physics* **54**, 13575–13580 (1996).
- [47] M Harowitz, D Shin, and J Shumway, “Path-integral quantum Monte Carlo techniques for self-assembled quantum dots,” *Journal of Low Temperature Physics* **140**, 211–226 (2005).
- [48] M Harowitz and J Shumway, “Path integral simulations of charged multiexcitons in InGaAs/GaAs quantum dots,” in *PHYSICS OF SEMICONDUCTORS: 27th International Conference on the Physics of Semiconductors, ICPS-27*, Vol. 772 (2005) pp. 697–698.
- [49] J M Elward and A Chakraborty, “Effect of dot size on exciton binding energy and electron-hole recombination probability in CdSe quantum dots,” *Journal of Chemical Theory and Computation* **9**, 4351–4359 (2013).
- [50] J M Elward, J Hoffman, and A Chakraborty, “Investigation of electron-hole correlation using explicitly correlated configuration interaction method,” *Chemical Physics Letters* **535**, 182–186 (2012).
- [51] J M Elward, J Hoja, and A Chakraborty, “Variational solution of the congruently transformed Hamiltonian for many-electron systems using a full-configuration-interaction calculation,” *Physical Review A - Atomic, Molecular, and Optical Physics* **86** (2012), 10.1103/PhysRevA.86.062504.
- [52] J M Elward, B Thallinger, and A Chakraborty, “Calculation of electron-hole recombination probability using explicitly correlated Hartree-Fock method,” *Journal of Chemical Physics* **136** (2012), 10.1063/1.3693765.
- [53] C J Blanton, C Brenon, and A Chakraborty, “Development of polaron-transformed explicitly correlated full configuration interaction method for investigation of quantum-confined Stark effect in GaAs quantum dots,” *Journal of Chemical Physics* **138** (2013), 10.1063/1.4789540.
- [54] Leonard M. Sander, Herbert B. Shore, and L. J. Sham, “Surface structure of electron-hole droplets,” *Phys. Rev. Lett.* **31**, 533–536 (1973).
- [55] S G Brush, “History of the Lenz-Ising model,” *Reviews of Modern Physics* **39**, 883–893 (1967).
- [56] A. Alan Middleton and Daniel S. Fisher, “Three-dimensional random-field ising magnet: Interfaces, scaling, and the nature of states,” *Phys. Rev. B* **65**, 134411 (2002).
- [57] A. Alan Middleton and Ned S. Wingreen, “Collective transport in arrays of small metallic dots,” *Phys. Rev. Lett.* **71**, 3198–3201 (1993).
- [58] Creighton K. Thomas and A. Alan Middleton, “Exact algorithm for sampling the two-dimensional ising spin glass,” *Phys. Rev. E* **80**, 046708 (2009).
- [59] C Domb and G S Joyce, “Cluster expansion for a polymer chain,” (1972).
- [60] P D Gujrati, “A binary mixture of monodisperse polymers of fixed architectures, and the critical and the theta states,” *Journal of Chemical Physics* **108**, 5104–5121 (1998).
- [61] J L Spouge, “Exact solutions for diffusion-reaction processes in one dimension: II. Spatial distributions,” *Journal of Physics A: Mathematical and General* **21**, 4183–4199 (1988).
- [62] A Vilenkin, “The theory of melting in heteropolymers. I. Random chains,” *Journal of Statistical Physics* **19**, 391–404 (1978).
- [63] L Luer, S Hoseinkhani, D Polli, J Crochet, T Hertel, and G Lanzani, “Size and mobility of excitons in (6, 5) carbon-nanotubes,” *Nature Physics* **5**, 54–58 (2009).
- [64] S W Koch, W Hoyer, M Kira, and V S Filinov, “Exciton ionization in semiconductors,” *Physica Status Solidi (B) Basic Research* **238**, 404–410 (2003).
- [65] P Corfdir, B Van Hattem, E Uccelli, S Conesa-Boj, P Lefebvre, A Fontcuberta I Morral, and R T Phillips, “Three-dimensional magneto-photoluminescence as a probe of the electronic properties of crystal-phase quantum disks in GaAs nanowires,” *Nano Letters* **13**, 5303–5310 (2013).
- [66] E I Proynov and D R Salahub, “Simple but efficient correlation functional from a model pair-correlation function,” *Physical Review B* **49**, 7874–7886 (1994).
- [67] E I Proynov, A Vela, and D R Salahub, “Gradient-free exchange-correlation functional beyond the local-spin-density approximation,” *Physical Review A*, *Physical Review A* **50**, 3766–3774 (1994).
- [68] E I Proynov, A Vela, and D R Salahub, “Nonlocal correlation functional involving the Laplacian of the density,” *Chemical Physics Letters* **230**, 419–428 (1994).
- [69] E I Proynov, A Vela, and D R Salahub, “Nonlocal correlation functional involving the Laplacian of the density (Chem. Phys. Letters 230 (1994) 419) (PII:0009-2614(94)01189-3),” *Chemical Physics Letters* **234**, 462 (1995).
- [70] Robert G Parr and Weitao Yang, *Density-functional theory of atoms and molecules*, Vol. 16 (Oxford university press, 1989) pp. 32–35.
- [71] D A Mazziotti, “Quantum chemistry without wave functions: Two-electron reduced density matrices,” *Accounts of Chemical Research* **39**, 207–215 (2006).
- [72] D.A. Mazziotti, “Chapter 3: Variational two-electron reduced-density-matrix theory,” *Advances in Chemical Physics* **134**, 21–59 (2007).
- [73] D.A. Mazziotti, “Two-electron reduced density matrix as the basic variable in many-electron quantum chemistry and physics,” *Chemical Reviews* **112**, 244–262 (2012).
- [74] D.R. Rohr, J. Toulouse, and K. Pernal, “Combining density-functional theory and density-matrix-functional theory,” *Physical Review A - Atomic, Molecular, and Optical Physics* **82** (2010), 10.1103/PhysRevA.82.052502.
- [75] D.R. Rohr and K. Pernal, “Open-shell reduced density matrix functional theory,” *Journal of Chemical Physics* **135** (2011), 10.1063/1.3624609.
- [76] A.K. Rajam, I. Raczowska, and N.T. Maitra, “Semiclassical electron correlation in density-matrix time propagation,” *Physical Review Letters* **105** (2010), 10.1103/PhysRevLett.105.113002.
- [77] P. Elliott and N.T. Maitra, “Electron correlation via frozen gaussian dynamics,” *Journal of Chemical Physics* **135** (2011), 10.1063/1.3630134.
- [78] K. Chatterjee and K. Pernal, “Excitation energies from extended random phase approximation employed with approximate one- and two-electron reduced density matrices,” *Journal of Chemical Physics* **137** (2012), 10.1063/1.4766934.
- [79] D.A. Mazziotti, “Structure of fermionic density matrices: Complete n-representability conditions,” *Physical Review Letters* **108** (2012), 10.1103/PhysRevLett.108.263002.
- [80] E. A. Burovski, A. S. Mishchenko, N. V. Prokof’ev, and B. V. Svistunov, “Diagrammatic quantum monte carlo for two-body problems: Applied to excitons,” *Phys. Rev. Lett.* **87**, 186402 (2001).
- [81] Michael Wimmer, S. V. Nair, and J. Shumway, “Biexciton recombination rates in self-assembled quantum dots,” *Phys. Rev. B* **73**, 165305 (2006).
- [82] U. Woggon, *Optical Properties of Semiconductor Quantum Dots*, Springer Tracts in Modern Physics (Springer Berlin Hei-

- delberg, 2013).
- [83] M. Braskan, M. Lindberg, D. Sundholm, and J. Olsen, “Full configuration interaction calculations of electronhole correlation effects in strain-induced quantum dots,” *physica status solidi (b)* **224**, 775–779 (2001).
- [84] S. Corni, M. Braskén, M. Lindberg, J. Olsen, and D. Sundholm, “Size dependence of the electron-hole recombination rates in semiconductor quantum dots,” *Physical Review B - Condensed Matter and Materials Physics* **67**, 453131–453139 (2003).
- [85] T. Vanska, M. Lindberg, J. Olsen, and D. Sundholm, “Computational methods for studies of multiexciton complexes,” *physica status solidi (b)* **243**, 4035–4045 (2006).
- [86] Tommy Vänskä and Dage Sundholm, “Interpretation of the photoluminescence spectrum of double quantum rings,” *Phys. Rev. B* **82**, 085306 (2010).
- [87] Dage Sundholm and Tommy Vanska, “Computational methods for studies of semiconductor quantum dots and rings,” *Annu. Rep. Prog. Chem., Sect. C: Phys. Chem.* **108**, 96–125 (2012).
- [88] T. Juhasz and D.A. Mazziotti, “The cumulant two-particle reduced density matrix as a measure of electron correlation and entanglement,” *Journal of Chemical Physics* **125** (2006), 10.1063/1.2378768.
- [89] A. J. Coleman, “Density matrices in the quantum theory of matter: Energy, intracules and extracules,” *International Journal of Quantum Chemistry* **1**, 457–464 (1967).
- [90] J.M. Ugalde, C. Sarasola, L. Domnguez, and R.J. Bovd, “The evaluation of electronic extracule and intracule densities and related probability functions in terms of gaussian basis functions,” *Journal of Mathematical Chemistry* **6**, 51–61 (1991).
- [91] T. Koga and H. Matsuyama, “Electronic extracule moments of atoms in position and momentum spaces,” *Journal of Chemical Physics* **108**, 3424–3430 (1998).
- [92] P.M.W. Gill, A.M. Lee, N. Nair, and R.D. Adamson, “Insights from coulomb and exchange intracules,” *Journal of Molecular Structure: THEOCHEM* **506**, 303–312 (2000).
- [93] P.M.W. Gill, D.P. O’Neill, and N.A. Besley, “Two-electron distribution functions and intracules,” *Theoretical Chemistry Accounts* **109**, 241–250 (2003).
- [94] N.A. Besley, D.P. O’Neill, and P.M.W. Gill, “Computation of molecular hartree-fock wigner intracules,” *Journal of Chemical Physics* **118**, 2033–2038 (2003).
- [95] P.M.W. Gill, D.L. Crittenden, D.P. O’Neill, and N.A. Besley, “A family of intracules, a conjecture and the electron correlation problem,” *Physical Chemistry Chemical Physics* **8**, 15–25 (2006).
- [96] Michael G. Bayne, John Drogo, and Arindam Chakraborty, “Infinite-order diagrammatic summation approach to the explicitly correlated congruent transformed hamiltonian,” *Phys. Rev. A* **89**, 032515 (2014).
- [97] M El-Said, “The ground-state energy of an exciton in a parabolic quantum dot,” *Semiconductor Science and Technology* **9**, 272 (1994).
- [98] W. Que, “Excitons in quantum dots with parabolic confinement,” *Physical Review B* **45**, 11036–11041 (1992).
- [99] A.V. Nenashev, S.D. Baranovskii, M. Wiemer, F. Jansson, R. Osterbacka, A.V. Dvurechenskii, and F. Gebhard, “Theory of exciton dissociation at the interface between a conjugated polymer and an electron acceptor,” *Physical Review B - Condensed Matter and Materials Physics* **84** (2011), 10.1103/PhysRevB.84.035210.
- [100] A. Poszwa, “Relativistic electron confined by isotropic parabolic potential,” *Physical Review A - Atomic, Molecular, and Optical Physics* **82** (2010), 10.1103/PhysRevA.82.052110.
- [101] S. Jaziri, “Effects of electric and magnetic fields on excitons in quantum dots,” *Solid State Communications* **91**, 171 – 175 (1994).
- [102] V. Halonen, T. Chakraborty, and P. Pietilinen, “Excitons in a parabolic quantum dot in magnetic fields,” *Physical Review B* **45**, 5980–5985 (1992).
- [103] J. Song and S.E. Ulloa, “Magnetic field effects on quantum ring excitons,” *Physical Review B - Condensed Matter and Materials Physics* **63**, 1253021–1253029 (2001).
- [104] M. Taut, P. MacHon, and H. Eschrig, “Violation of non-interacting v -representability of the exact solutions of the schrödinger equation for a two-electron quantum dot in a homogeneous magnetic field,” *Physical Review A - Atomic, Molecular, and Optical Physics* **80** (2009), 10.1103/PhysRevA.80.022517.
- [105] A.R. Kolovsky, F. Grusdt, and M. Fleischhauer, “Quantum particle in a parabolic lattice in the presence of a gauge field,” *Physical Review A - Atomic, Molecular, and Optical Physics* **89** (2014), 10.1103/PhysRevA.89.033607.
- [106] A.H. Trojnar, E.S. Kadantsev, M. Korkusiski, and P. Hawrylak, “Theory of fine structure of correlated exciton states in self-assembled semiconductor quantum dots in a magnetic field,” *Physical Review B - Condensed Matter and Materials Physics* **84** (2011), 10.1103/PhysRevB.84.245314.
- [107] Wenfang Xie, “Effect of an electric field and nonlinear optical rectification of confined excitons in quantum dots,” *physica status solidi (b)* **246**, 2257–2262 (2009).
- [108] Lili He and Wenfang Xie, “Effects of an electric field on the confined hydrogen impurity states in a spherical parabolic quantum dot,” *Superlattices and Microstructures* **47**, 266 – 273 (2010).
- [109] L. Fernandez, Y. ndez-Menchero and H.P. Summers, “Stark effect in neutral hydrogen by direct integration of the hamiltonian in parabolic coordinates,” *Physical Review A - Atomic, Molecular, and Optical Physics* **88** (2013), 10.1103/PhysRevA.88.022509.
- [110] Y.N. Fernandez, M.I. Vasilevskiy, C. Trallero-Giner, and A. Kavokin, “Condensed exciton polaritons in a two-dimensional trap: Elementary excitations and shaping by a gaussian pump beam,” *Physical Review B - Condensed Matter and Materials Physics* **87** (2013), 10.1103/PhysRevB.87.195441.
- [111] A.M. Rey, G. Pupillo, C.W. Clark, and C.J. Williams, “Ultracold atoms confined in an optical lattice plus parabolic potential: A closed-form approach,” *Physical Review A - Atomic, Molecular, and Optical Physics* **72** (2005), 10.1103/PhysRevA.72.033616.
- [112] S.-S. Kim, S.-K. Hong, and K.-H. Yeon, “Linear optical properties of the semiconductor quantum shell,” *Physical Review B - Condensed Matter and Materials Physics* **76** (2007), 10.1103/PhysRevB.76.115322.
- [113] G. Rezaei, B. Vaseghi, and M. Sadri, “External electric field effect on the optical rectification coefficient of an exciton in a spherical parabolic quantum dot,” *Physica B: Condensed Matter* **406**, 4596 – 4599 (2011).
- [114] W. Liu, D.N. Neshev, A.E. Miroshnichenko, I.V. Shadrivov, and Y.S. Kivshar, “Bouncing plasmonic waves in half-parabolic potentials,” *Physical Review A - Atomic, Molecular, and Optical Physics* **84** (2011), 10.1103/PhysRevA.84.063805.
- [115] S.A. Blundell and K. Joshi, “Precise correlation energies in small parabolic quantum dots from configuration interaction,”

- Physical Review B - Condensed Matter and Materials Physics **81** (2010), 10.1103/PhysRevB.81.115323.
- [116] Y. Zhao, P.-F. Loos, and P.M.W. Gill, "Correlation energy of anisotropic quantum dots," *Physical Review A - Atomic, Molecular, and Optical Physics* **84** (2011), 10.1103/PhysRevA.84.032513.
- [117] K. Teichmann, M. Wenderoth, H. Prser, K. Pierz, H.W. Schumacher, and R.G. Ulbrich, "Harmonic oscillator wave functions of a self-assembled inas quantum dot measured by scanning tunneling microscopy," *Nano Letters* **13**, 3571–3575 (2013).
- [118] A.L. Morales, N. Raigoza, C.A. Duque, and L.E. Oliveira, "Effects of growth-direction electric and magnetic fields on excitons in gaas- gal-x alx as coupled double quantum wells," *Physical Review B - Condensed Matter and Materials Physics* **77** (2008), 10.1103/PhysRevB.77.113309.
- [119] F.S. Nammias, A.S. Sandouqa, H.B. Ghassib, and M.K. Al-Sugheir, "Thermodynamic properties of two-dimensional few-electrons quantum dot using the static fluctuation approximation (sfa)," *Physica B: Condensed Matter* **406**, 4671 – 4677 (2011).
- [120] Lin-Wang Wang and Alex Zunger, "Pseudopotential calculations of nanoscale cdse quantum dots," *Phys. Rev. B* **53**, 9579–9582 (1996).
- [121] S. F. Boys, "Electronic wave functions. i. a general method of calculation for the stationary states of any molecular system," *Proceedings of the Royal Society of London. Series A, Mathematical and Physical Sciences* **200**, 542–554 (1950).
- [122] K. Singer, "The use of gaussian (exponential quadratic) wave functions in molecular problems. i. general formulae for the evaluation of integrals," *Proceedings of the Royal Society of London. Series A. Mathematical and Physical Sciences* **258**, 412–420 (1960).
- [123] B. Joakim Persson and Peter R. Taylor, "Accurate quantum-chemical calculations: The use of gaussian-type geminal functions in the treatment of electron correlation," *The Journal of Chemical Physics* **105**, 5915–5926 (1996).
- [124] B. Joakim Persson and Peter R. Taylor, "Molecular integrals over gaussian-type geminal basis functions," *Theoretical Chemistry Accounts* **97**, 240–250 (1997).