

# Self-Organized Criticality and Neuronal Avalanches in SIRS Networks with Depressing Synapses

Ariadne de A. Costa,<sup>1,\*</sup> Mauro Copelli,<sup>2</sup> and Osame Kinouchi<sup>1</sup>

<sup>1</sup>*Departamento de Física, FFCLRP, Universidade de São Paulo, 14040-901, Ribeirão Preto, SP, Brazil*

<sup>2</sup>*Departamento de Física, Universidade Federal de Pernambuco, 50670-901, Recife, PE, Brazil*

Neuronal networks can present activity described by power-law distributed avalanches presumed to be a signature of a critical state. Here we study a random-neighbor network of excitable (SIRS) cellular automata coupled by dynamical (depressing) synapses that exhibits bona fide self-organized criticality (SOC) even with dissipative bulk dynamics. This occurs because in the stationary regime the model is conservative on average and in the thermodynamic limit the probability distribution for the global branching ratio converges to a delta-function centered at its critical value. Analytical results show perfect agreement with annealed simulations of the model and enable us to study the emergence of SOC as a function of the parametric derivatives of the stationary branching ratio.

PACS numbers: 05.65.+b, 05.70.Ln, 07.05.Mh

In the past few decades there has been an increasing consensus that the concepts of complexity and criticality are intermingled. Criticality is associated with critical  $d$ -surfaces, for example, a bifurcation point ( $d = 0$ -surface) in a dynamical system or a critical line ( $d = 1$ ) in a continuous phase transition. We could enunciate then a heuristic “complexity-criticality principle”: complex behaviors are related to bifurcations and phase transitions [1–5].

If the system has a  $D$ -dimensional parameter space, criticality at a  $d < D$  surface implies fine tuning. To explain such fine tuning, several mechanisms have been proposed, the most popular being based in the concept of Self-Organized Criticality (SOC). SOC in microscopically conservative systems, whose prototypical example is the sandpile model [3], is by now a well understood issue [6–8]. The case of non-conservative (bulk) dynamics has also been subjected to intense study [9–13] and the emerging consensus is that these systems are critical only in the conservative limit. In the absence of that, what one observes is simply a large critical region surrounding the critical point, which can be confounded with a generic critical interval due to finite size effects (Pseudo-SOC) [6, 9, 10]. Another class of models has loading mechanisms that make the system hover around the critical point, with fluctuations that do not vanish in the thermodynamic limit, a case which has been called Self-Organized quasi-Criticality (SOqC) [12, 13].

Here we introduce a new class of models that, although non-conservative microscopically, after a transient achieves a stationary regime which is conservative on average, with vanishing fluctuations in the thermodynamic limit. This new behavior, not seen in previous SOC models (to the best of our knowledge), is due to an intra-avalanche ultra-soft loading mechanism (loading in a slower time scale than that present in SOqC models).

Our model builds upon a random-neighbor network of SIRS (susceptible  $S_i = 0 \rightarrow$  infected  $S_i = 1 \rightarrow$  recovered  $S_i = 2, 3, \dots, n-1 \rightarrow$  susceptible  $S_i = 0$ ,

$i = 1, \dots, N$ ) automata used previously [14]. In this version,  $N$  sites with states  $S_i(t)$  have each exactly  $K$  outlinks to post-synaptic neurons  $\{S_j(t)\}$  coupled via probabilistic couplings  $P_{ij}$ . The probability that a quiescent ( $S_j(t) = 0$ ) site spikes ( $S_j(t+1) = 1$ ) is given by  $1 - \prod_j^{K_j} [1 - P_{ij}\delta(S_i(t), 1)]$ , where  $\delta$  is the Kronecker delta function and  $K_j$  is the number of incoming links of site  $j$  (note that  $\langle K_j \rangle = K$ ). After a site spikes, it deterministically becomes refractory for  $n-2$  time steps [ $S_j(t+2) = 2, S_j(t+3) = 3, \dots, S_j(t+n-1) = n-1$ ] and then returns to quiescence. Each site has a local branching ratio  $\sigma_i \equiv \sum_j^K P_{ij}$  and we can define a global branching ratio  $\sigma \equiv N^{-1} \sum_i^K \sigma_i$ . If  $\{P_{ij}\}$  are drawn from a uniform distribution with average  $\sigma/K$  and kept fixed, then the average branching ratio  $\sigma$  controls the collective behavior of the network: for  $\sigma < 1$  ( $> 1$ ) the system is subcritical (supercritical), with stable (unstable) self-sustained activity. The system undergoes a continuous absorbing state phase transition at  $\sigma = \sigma_c = 1$  [14].

Here we report new results obtained with the homeostatic synaptic mechanism described by time-dependent probabilities  $P_{ij}(t)$  that follow a depressing synaptic dynamics similar to the one used by Levina *et al.* [13, 15]. The crucial difference with respect to their model, however, is that the loading mechanism of our synaptic dynamics occurs at a slower,  $O(1/N)$ , time scale:

$$P_{ij}(t+1) = P_{ij}(t) + \frac{\epsilon}{NK} (A - P_{ij}) - u P_{ij}(t) \delta(t, t_i), \quad (1)$$

where  $t_i$  is the spiking time of the  $i$ -th presynaptic neuron. Note that now we have a time-dependent branching ratio  $\sigma(t)$ . The different time scale from the model by Levina *et al.* arises because they use an all-to-all coupling where synapses must scale with  $1/N$ . In our case,  $P_{ij}$  is  $O(1)$  and the  $1/N$  factor in Eq. (1) defines an ultra-soft loading.

*Mean Field analysis.* The model is amenable to analytic treatment at a mean-field level. We initially follow the steps developed for a fixed connection matrix

$P_{ij}$  [14]. Let  $\rho_m(t)$  be the density of sites in state  $m \in \{0, 1, \dots, n-1\}$  at time  $t$ . Since the ensemble average of  $P_{ij}(t)$  is  $\sigma(t)/K$ , the probability that a quiescent neuron at time step  $t$  will be excited in the next time step by at least one of its  $K$  neighbors can be approximated [14] by  $\pi(t) = 1 - [1 - \rho(t)\sigma(t)/K]^K$  where  $\rho(t) \equiv \rho_1(t)$  is the density of active sites. Given that a site can only be excited when it is quiescent, the dynamics of  $\rho(t)$  can be written by resorting again to the mean-field approximation  $\rho(t+1) = \pi(t)\rho_0(t)$ . The dynamics of  $\rho_0(t)$ , the density of quiescent neurons, is coupled to those of the refractory states, whose deterministic dynamics immediately yield a set of exact equations  $\rho_m(t+1) = \rho_{m-1}(t)$ ,  $m = 2, \dots, n-1$ . Dropping the  $t$  dependence in the stationary state ( $t \rightarrow \infty$ ) from the above equations we obtain  $\rho_{n-1}^* = \rho_{n-2}^* = \dots = \rho_2^* = \rho^*$ . Imposing the stationary condition onto the normalization  $\sum_{m=0}^{n-1} \rho_m(t) = 1$ , we arrive at  $\rho_0^* = [1 - (n-1)\rho^*]$ . We therefore have, in the stationary state, the first of our self-consistent equations, which describes the stationary density  $\rho^*$  of active sites for fixed coupling  $\sigma^*$  [14]:

$$\rho^* = [1 - (n-1)\rho^*] \left[ 1 - (1 - \sigma^*\rho^*/K)^K \right]. \quad (2)$$

By considering the limit  $\rho \rightarrow 0$  in Eq. (2), we can obtain the mean field behavior for a critical branching process:  $\rho^* \simeq (n-1)^{-1} \left( \frac{\sigma^* - \sigma_c}{\sigma_c} \right)^\beta$ , with the critical value  $\sigma_c = 1$  and the usual mean-field exponent  $\beta = 1$  [7].

In Eq. (2),  $\sigma^*$  was assumed constant. To obtain its value, we impose the stationarity condition on Eq. (1) for the synaptic dynamics, such that the dissipation and the driving (loading) of the system must be the same. Dropping the  $t$  dependence and averaging Eq. (1) over the ensemble, we obtain

$$\frac{\epsilon}{KN} \left( A - \frac{\sigma^*}{K} \right) = \frac{u\sigma^*\rho^*}{K}, \quad (3)$$

which can be solved for  $\sigma^*$ , rendering

$$\sigma^* = \frac{AK\epsilon}{uKN\rho^* + \epsilon}. \quad (4)$$

This is the second of our self-consistent equations, stating the average coupling  $\sigma^*$  as a result of the interplay between synaptic depression ( $u$ ) and recovery ( $A$ ), in light of a constant density  $\rho^*$  of spiking neurons.

Together, Eqs. (2) and (4) can be solved to determine  $\rho^*$  and  $\sigma^*$ . In particular, in the critical region  $\sigma \gtrsim \sigma_c$ , we can understand how the model parameters affect the distance of stationary branching ratio  $\sigma^*$  from what would be the critical value  $\sigma_c = 1$  in a truly self-organized system:

$$\sigma^* - 1 \simeq \frac{(AK - 1)}{1 + x}, \quad (5)$$

where the scaling variable is  $x \equiv \frac{uKN}{(n-1)\epsilon}$ . Therefore, the mean-field calculation predicts that when  $x \gg 1$  (which we call coarse tuning and is realized for finite  $u$ ,  $\epsilon$  and large  $N$ ), the stationary value  $\sigma^*$  differs from  $\sigma_c = 1$  by a term of order  $1/N$ . The several parameters of the model only affect the constant prefactor of this term. We have a quasi-critical state without the need of fine tuning of the parameters, but only a coarse tuning (large  $N$ ) which enables the evolution of  $\sigma(t)$  to approach the region where Eq. (5) is valid.

We also note that  $\sigma^* = 1$  can be produced exactly in our model, but at the expense of choosing  $A = 1/K$ , which is a fine tuning operation (pulling  $P_{ij}(t)$  towards  $P_c = 1/K$ ). In short, due to the synaptic dynamics,  $\sigma^*$  is no longer a parameter (like in the static model [14]) but is rather a slow dynamical variable whose stationary value depends on the parameters  $\epsilon$ ,  $A$ ,  $u$ ,  $K$ ,  $n$  and  $N$ . The coupled equations (2) and (4) are solved numerically to give curves  $\sigma^*(\epsilon, A, u, K, n, N)$  and  $\rho^*(\epsilon, A, u, K, n, N)$ . These results are compared with simulations below.

*Results.* Our model can be cast in two versions: (i) the quenched case, where the  $K$  outgoing synapses of a given neuron are depressed according to Eq. (1) after it spikes, and (ii) the annealed case, where  $K$  randomly chosen synapses are depressed after each spike. From a biological point of view, the annealed case is not realistic, but from a theoretical point of view it provides important insights on the fundamental mechanisms of the model. Indeed, the previous mean-field analysis only applies to the annealed case, since it does not consider spatial correlations that appear in the quenched case due to the synaptic depression produced by the avalanches. From now on, we focus on results of the annealed case.

Irrespective of the initial distribution of couplings  $P(P_{ij}, t=0)$ , which defines an initial value  $\sigma_0$ , the network evolves (“self-organizes”) during a transient toward a stationary regime  $P(P_{ij}, t \rightarrow \infty) \equiv P^*(P_{ij})$ . This self-organization can be followed by measuring  $\sigma(t)$ , see Fig. 1.

The stationary time series for  $\sigma(t, N)$  presents fluctuations around an average value  $\sigma^*(N)$ , with standard deviation  $\Delta^*(N)$ . The stationary distribution  $P^*(\sigma, N)$  is roughly Gaussian (Fig. 2) with the large- $N$  scaling  $\sigma^*(N) = \sigma_c + C_\sigma/N$ , with the critical point  $\sigma_c = 1$  (see Eq. (5)). The most important result is that it tends to a delta function, with  $\Delta^*(N) \propto N^{-1/4}$ , see inset of Fig. 2.

In the stationary state, the model is therefore conservative on average, in the sense that it conserves the average number of active sites. In other words, its time-averaged branching ratio  $\sigma^*(N)$  is critical for large enough  $N$ . Results for the quenched case are very similar, the main difference being that the system converges to  $\sigma_c \approx 1.1$  instead of  $\sigma_c = 1.0$ . This can be understood in light of recent results which have clarified that a more general condition for criticality is  $\lambda = 1$ , where  $\lambda$  is the largest

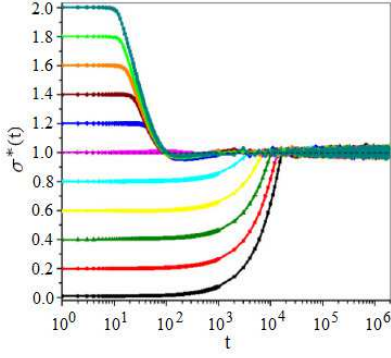


FIG. 1. (Color online) Transient and self-organization for different initial values  $\sigma_0$  with parameters:  $\epsilon = 2.0$ ,  $u = 0.1$ ,  $A = 1.0$ ,  $K = 10$ ,  $n = 3$  and  $N = 30000$ . The dotted line correspond to the stationary branching ratio  $\sigma^*$  around which the systems oscillates after a transient:  $\sigma^* = 1.000 \pm 0.012$ .

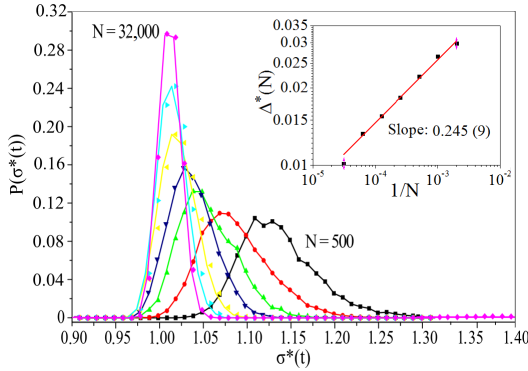


FIG. 2. (Color online) Branching ratio distribution  $P^*(\sigma)$  for different network sizes. Parameters are:  $\epsilon = 2.0$ ,  $u = 0.1$ ,  $A = 0.9$ ,  $K = 10$  and  $n = 3$ . Inset: stationary standard deviation  $\Delta^*$  as a function of  $N = 500, 1000, 2000, 4000, \dots, 32000$  (in double logarithmic scale). Symbols are simulations, line is a least-square fit.

eigenvalue of  $\{P_{ij}\}$  [16]. On the one hand, for the annealed model the absence of correlations imply  $\lambda = \sigma$  [16] (in a more general scenario, however, obtaining an analytical expression for  $\lambda$  is usually not possible). On the other hand, for the quenched model correlations lead to  $\sigma > \lambda$ . Although simulations yield  $\sigma^* > 1$ , the eigenvalue fluctuates around the correct value,  $\lambda \approx 1$ . This more complicated case will be detailed in a subsequent paper.

In Fig. 3 we present theoretical (Eq. (2)) and simulation results for the annealed case. From this figure it is clear that the synaptic dynamics induces the system to lie at the critical point of an absorbing continuous phase transition [7, 8]. This is an important feature, not present in the Levina *et al.* model [13].

The main characteristic of our model is that if we plot  $\sigma^*(N, p)$  versus a parameter  $p$  (for example,  $\epsilon$ ,  $A$  or  $u$ ), not only  $\sigma^*(N, p)$  tends to  $\sigma_c$ , but also the parametric derivative  $d\sigma^*(N, p)/dp$  tends to zero as  $N$  increases.

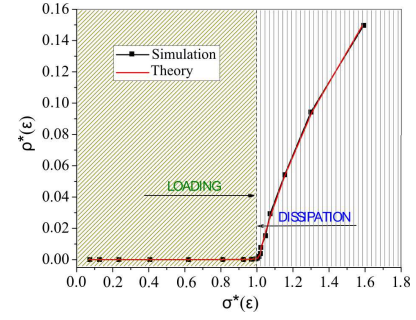


FIG. 3. (Color online) Density of active sites is null for a subcritical system ( $\sigma < 1$ ) and grows for the supercritical systems. Theoretical curve (mean field) and simulation points for the annealed model. Simulations of supercritical systems are obtained by using large values of  $\epsilon$ , see Fig. 4. Parameters are:  $u = 0.1$ ,  $A = 0.9$ ,  $K = 10$ ,  $n = 3$  and  $N = 10000$ .

This means that a plateau appears around the critical point, so that the parametric dependence (also for the others parameters) vanishes for large  $N$ . For example, the emergence of a parametric plateau for  $\epsilon$  can be seen in Fig. 4 (notice the logarithmic scale for  $\epsilon$ ). The same behavior can be observed for parameters  $A$  and  $u$ .

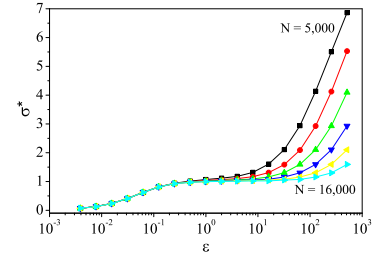


FIG. 4. (Color online) Dependence of the stationary branching ratio  $\sigma^*$  as a function of  $\epsilon$  with  $N = 500, 1000, 2000, 4000, 8000$  and  $16000$ . Symbols are obtained from simulations and lines are mean field results. Parameters as in Fig. 3.

To obtain a precise scaling of critical avalanches for increasing  $N$ , one needs to use a fine-tuned scaling of the parameters. For example, with other parameters fixed, the choice  $\epsilon = \epsilon_c N^{1/3}$  leads to the correct scaling of the accumulated avalanche size distribution:  $P_{ac}(s)s^{1/2} = f(s/s_0(N))$ , where the cutoff scales as  $s_0 \sim N^{3/4}$  and  $P_{ac}(s)$  is defined as  $\int_s^\infty P(x)dx$  (see Fig. 5). To which extent this fine tuning implies that our system is a SOqC model according to Bonachela *et al.* [12, 13] is discussed below.

*Discussion.* Bonachela *et al.* [12, 13] tried to define an universality class for bulk dissipative models that they call Self-Organized quasi-Criticality (SOqC). In doing so, they claimed that this class is characterized by three features:

- A) The stationary distribution of couplings values  $P^*(J)$ , which corresponds to  $P^*(\sigma)$  in our model,

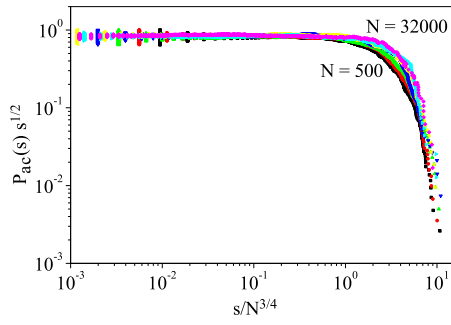


FIG. 5. (Color online) Data collapse of avalanche size ( $s$ ) distributions with the scaled parameter  $\epsilon_c = 0.05N^{1/3}$  for different network sizes, using  $n = 3$ ,  $u = 0.1$ ,  $A = 1.0$  and  $K = 10$ . The cutoff exponent is  $3/4$ .

has finite variance even in the infinite size limit;

- B) The relevant phase transition associated to SOqC is a dynamical percolation transition, not a continuous absorbing phase transition like other SOC models [7, 8];
- C) For finite  $N$ , to obtain a correct scaling with power law avalanches, we must use a fine-tuned parameter (like  $\epsilon_c$ ).

The model in Levina *et al.* [13, 15] presents all these features, being classified as a SOqC model. Our model presents feature C (see Fig. 5) but lacks the important features A and B. It seems that the SOqC classification cannot be applied to our model, which lies at the border of a phases transition to an absorbing state and presents vanishing variance for  $P^*(\sigma)$ , being more akin to true SOC models [7, 8].

Which ingredients could account for the differences between our model and that of Levina *et al.* that we have found? We identify three main possibilities: i) their model uses continuous-time integrate-and-fire units in contrast to our excitable (SIRS) discrete time units; ii) their units are deterministically coupled via weighted sums, while our discrete automata are coupled by probabilistic multiplicative synapses; iii) their model is based on a complete graph with  $N(N - 1)$  synapses, while our model sits on a random graph with finite average degree  $K$  and hence  $NK$  synapses. It seems to us that itens i) and ii) hardly could be responsible for a change in universality class. On the other hand, item iii) refers to a change of topology, along with a change of time scale in the synaptic dynamics: Levina *et al.* uses a change of  $1/N$  for synapses that already are of order  $1/N$  (because of the complete graph topology). In our model, with  $K \approx O(1)$ , the synaptic change of  $1/N$  is infinitesimal for large  $N$ .

This means that the correction in  $P_{ij}$  diminishes for increasing  $N$ , preventing large excursions or oscillations around the  $\sigma^*$  point. We believe that this ultra-soft

synaptic correction is the missing element, not contemplated in the literature, that produces a bona fide SOC model with vanishing variance. If this is true, then one can predict that a simulation of the Levina *et al.* model with finite  $K$  random neighbours should fall in the universality class of our model, that is, presenting vanishing variance for the average coupling in the thermodynamic limit.

We also observe that although  $P^*(\sigma)$  tends to a delta function, the distribution for local couplings  $P^*(P_{ij})$  or, equivalently, for local branching ratios  $P^*(\sigma_i)$ , is not a delta function in the  $N \rightarrow \infty$  limit. This means that the model is nontrivial: there is sufficient diversity in the couplings to mimic a real biological network.

In conclusion, we have presented an excitable (SIRS) automata model for neural networks with depressing synapses which seems to pertain to a new universality class: models with dissipative bulk dynamics that, due to homeostatic mechanisms, achieve a stationary conservative (in average) dynamics. In these models, an evolving parameter converges to criticality, and the variance around the critical point vanishes in the thermodynamic limit.

We acknowledge financial support from CAPES, CNPq, PRONEX/FACEPE, PRONEM/FACEPE and CNAIPS-USP.

---

\* ad.andrade.costa@gmail.com

- [1] C. G. Langton, *Physica D* **42**, 12 (1990).
- [2] S. Wolfram, *Rev. Mod. Phys.* **55**, 601 (1983).
- [3] P. Bak, C. Tang, and K. Wiesenfeld, *Phys. Rev. Lett.* **59**, 381 (1987).
- [4] D. R. Chialvo, *Nat. Phys.* **6**, 744 (2010).
- [5] S. M. Reia and O. Kinouchi, *Phys. Rev. E* **89**, 052123 (2014).
- [6] H. J. Jensen, *Self-Organized Criticality: Emergent Complex Behavior in Physical and Biological Systems* (Cambridge University Press, Cambridge, 1998).
- [7] M. A. Muñoz, R. Dickman, A. Vespignani, and S. Zapperi, *Phys. Rev. E* **59**, 6175 (1999).
- [8] R. Dickman, M. A. Muñoz, A. Vespignani, and S. Zapperi, *Braz. J. Phys.* **30**, 27 (2000).
- [9] J. X. de Carvalho and C. P. Prado, *Phys. Rev. Lett.* **84**, 4006 (2000).
- [10] O. Kinouchi and C. P. Prado, *Phy. Rev. E* **59**, 4964 (1999).
- [11] B. Drossel and F. Schwabl, *Phys. Rev. Lett.* **69**, 1629 (1992).
- [12] J. A. Bonachela and M. A. Muñoz, *J. Stat. Mech.* **2009**, P09009 (2009).
- [13] J. A. Bonachela, S. de Franciscis, J. J. Torres, and M. A. Muñoz, *J. Stat. Mech.* **2010**, P02015 (2010).
- [14] O. Kinouchi and M. Copelli, *Nat. Phys.* **2**, 348 (2006).
- [15] A. Levina, J. M. Herrmann, and T. Geisel, *Nat. Phys.* **3**, 857 (2007).
- [16] D. Larremore, W. Shew, and J. Restrepo, *Phys. Rev. Lett.* **106**, 058101 (2011).